County of Lexington
Annual Budget
Table of Contents - Book Two
Fiscal Year 2013-14

	SPECIAL REVENUE FUNDS	Page #
	Library Funds:	
2300	Library Operations	59-1
2310	Library Escrow	60-1
2330	Library State Fund	61-1
2331	Library Lottery Funds	62-1
	Solicitor's Funds:	
2460	Drug Court Grant	63-1
2461	DUI Prosecution Program	64-1
2500	Victim Witness Program	65-1
2501	Community Juvenile Arbitration	66-1
2610	Forfeiture (Narcotics)	67-1
2611	State Funds	68-1
2612	Pre-Trial Intervention	69-1
2613	Worthless Check Unit	70-1
2614	DUI/Drug Case Prosecution	71-1
2615	Alcohol Education Program	72-1
	Law Enforcement Funds:	
2411	Title IV-D Process Server	73-1
2414	Bulletproof Vest Program	74-1
2436	Multijurisdictional Narcotics Task Force	75-1
2446	Drug Parcel Interdiction Unit	76-1
2456	Violence Against Women Act	77-1
2630	Forfeiture Funds (Narcotics)	78-1
2632	Inmate Service	79-1
2633	School District # 1	80-1
2634	School District # 2	81-1
2637	Federal Narcotics Forfeitures	82-1
2638	Civil Process Server	83-1
2639	School District # 3	84-1
2640	School District # 4	85-1
2641	School District # 5	86-1
2642	Alcohol Enforcement Team	87-1
NEW	SRO - Meadow Glen Middle	88-1
NEW	SRO - River Bluff High	89-1
NEW	Interstate Drug Interdiction Enforcement	90-1
NEW	Aggressive Speed Enforcement	91-1
NEW	Advanced Impaired Driver Enforcement	92-1
	Other Miscellaneous Grants:	
2400	Urban Entitlement Community Development	93-1
2401	HOME Investment Partnerships	94-1
2410	Clerk of Court - Title IV-D	95-1
2487	Pretrial Service Program	96-1
2520	DHEC - EMS Grant-in-Aid	97-1

County of Lexington
Annual Budget
Table of Contents - Book Two
Fiscal Year 2013-14

	SPECIAL REVENUE FUNDS - con't	Page #
	Other Special Revenue Programs:	
2000	Economic Development	98-1
2001	Rural Development Act	99-1
2002	Farmers Market Project	100-1
2003	Economic Development CCED Grants	101-1
2120	Accommodations Tax	102-1
2130	Tourism Development Fee	103-1
2131	Tourism Development Fee Surplus	104-1
2140	Temporary Alcohol Beverage License Fee	105-1
2141	Minibottle Tax Fund	106-1
2200	Indigent Care	107-1
2600	Clerk of Court / Professional Bonds Fees	108-1
2605	Emergency Telephone System E-911	109-1
2606	SCE & G Support Fund	110-1
2618	P/D (Indigent Criminal Defense)	111-1
2619	Public Defender	112-1
2620	Victims' Bill of Rights	113-1
	Solicitor	
	Magistrate	
	Law Enforcement	
2700	Schedule "C" Funds - Authorized by County Transportation Comm.	114-1
2920	Campus Parking Fund	115-1
2930	Personnel / Employee Committee	116-1
2950	Delinquent Tax Collections	117-1
2990	Finance / Grants Administration	118-1
2999	Pass-Thru-Grants	119-1
	ENTERPRISE FUNDS	
5601	Red Bank Crossing Rental Properties	120-1
5700	Solid Waste Management	121-1
5701	Solid Waste Post Closure Sinking Fund	122-1
5710	Solid Waste Tire	123-1
5720	Solid Waste DHEC Management Grant	124-1
5721	Solid Waste DHEC Tire Grant	125-1
5722	Solid Waste DHEC Used Oil Grant	126-1
5800	Pelion Airport	127-1
5801	Airport Capital Projects	128-1
	INTERNAL SERVICE FUNDS	
6590	Motor Pool Fund	129-1
6710	Worker's Compensation Insurance Fund	130-1
6730	Employee Insurance Fund	131-1
6731	Post-Employment Insurance Fund	132-1
6790	Risk Management Administration	133-1
	MILLAGE AGENCIES	
	Millage Agency Summary Recap	134-1
7610	Community Mental Health	135-1
7620	Lexington County Recreation & Aging Commission	136-1
7630	Irmo/Chapin Recreation Commission	137-1
7650	Midlands Technical College Operations	138-1
7652	Midlands Technical College Capital Project	139-1
7680	Riverbanks Zoological Park	140-1
7800/02	Irmo Fire District	141-1

COUNTY OF LEXINGTON
ALL OTHER FUNDS
Appropriation Summary
Fiscal Year - 2013-14
Requested Budget

		Appropriations					Revenue		
Fund	Description	Personnel	Operating	Capital	Transfers Out	Total	Estimated Revenue	Transfers In	Total Revenue
2300	County Library Operations	4,542,988	1,109,398	1,197,961	0	6,850,347	7,218,028	0	7,218,028
	New Program - Batesburg/Leesville	13,636	0	0	0	13,636			
	New Program - Swansea	1,542	0	0	0	1,542			
	New Program - Gaston	1,542	0	0	0	1,542			
	New Program - Gilbert/Summit	1,662	0	0	0	1,662			
2310	Library Escrow	0	14,000	47,494	0	61,494	24,915	0	24,915
2330	Library State Funds	0	83,118	48,078	0	131,196	131,196	0	131,196
2331	Library Lottery Funds	0	0	0	0	0	0	0	0
	Total Library	**4,561,370**	**1,206,516**	**1,293,533**	**0**	**7,061,419**	**7,374,139**	**0**	**7,374,139**
2460	Sol/Drug Courts	55,997	882	0	0	56,879	2,100	54,000	56,100
2461	Sol/DUI Prosecution Program	71,309	3,687	0	0	74,996	75,000	0	75,000
2500	Sol/Victim Witness Program	225,222	3,029	0	0	228,251	48,919	107,117	156,036
2501	Sol/Community Juvenile Arbitration	149,480	14,954	2,101	0	166,535	60,000	105,412	165,412
2610	Sol/Forfeiture Narcotics Fund	91,087	0	0	0	91,087	10,000	0	10,000
2611	Sol/ State Funds	379,435	4,803	0	110,117	494,355	326,184	0	326,184
2612	Sol/Pre-Trial Intervention	309,567	3,962	0	0	313,529	313,502	0	313,502
2613	Worthless Check Unit	301,633	53,093	300	0	355,026	162,026	0	162,026
2614	DUI/Drug Case Prosecution	77,478	705	0	0	78,183	78,183	0	78,183
2615	Alcohol Education Program	79,453	42,952	0	0	122,405	48,000	0	48,000
2616	Broker Disclosure Penalty	0	0	0	0	0	0	0	0
	Total Solicitor	**1,740,661**	**128,067**	**2,401**	**110,117**	**1,981,246**	**1,123,914**	**266,529**	**1,390,443**
2411	Title IV-D Child Support Process Server	0	16,363	0	0	16,363	26,175	0	26,175
2414	Bulletproof Vest Program	0	16,000	0	0	16,000	8,000	8,000	16,000
2436	Multijurisdictional Narcotics Task Force	0	0	7,100	0	7,100	7,800	0	7,800
2446	Drug Parcel Interdiction Unit	69,152	13,249	0	0	82,401	74,161	8,240	82,401
2456	Violence Against Women Act	141,443	14,754	0	0	156,197	78,098	78,099	156,197
2630	LE/Forfeiture Narcotics Fund	0	0	0	0	0	2,316	0	2,316
2632	LE/Inmate Services	312,563	305,717	0	0	618,280	560,940	0	560,940
2633	LE/School District #1	801,062	95,683	31,500	0	928,245	453,889	474,356	928,245
2634	LE/School District #2	334,223	37,912	0	0	372,135	180,214	191,921	372,135
2637	LE/Federal Narcotics Forfeitures	0	84,265	0	0	84,265	87,648	0	87,648
2638	LE/Civil Process Server	44,392	186	0	0	44,578	87,648	0	87,648
	New Program - (1) Part Time	23,333	1,857	2,070	0	27,260			
2639	LE/School District #3	65,633	10,646	0	0	76,279	37,021	39,258	76,279
	New Program - (1) SRO Batesburg/Leesvil	65,989	15,346	48,657	0	129,992	129,992	0	129,992
2640	LE/School District #4	132,931	19,542	0	0	152,473	73,759	78,714	152,473
2641	LE/School District #5	337,891	40,999	0	0	378,890	184,015	194,875	378,890
2642	LE/Alcohol Enforcement Team	10,404	3,400	0	0	13,804	13,804	0	13,804
2646	LE/Gaston Substation	0	0	0	0	0	0	0	0
NEW	SRO Grant - Meadow Glen Middle	68,570	15,075	47,710	0	131,355	118,220	13,135	131,355
NEW	SRO Grant - River Bluff High	71,042	15,075	47,710	0	133,827	120,445	13,382	133,827
NEW	Interstate Drug Interdiction Enforcement	138,668	43,570	139,335	0	321,573	289,416	32,157	321,573
NEW	Aggressive Speed Enforcement	138,668	28,844	112,872	0	280,384	280,384	0	280,384
NEW	Advanced Impaired Driver Enforcement	138,668	28,844	112,872	0	280,384	280,384	0	280,384
	Total Law Enforcement	**2,894,632**	**807,327**	**549,826**	**0**	**4,251,785**	**3,094,329**	**1,132,137**	**4,226,466**

COUNTY OF LEXINGTON
ALL OTHER FUNDS
Appropriation Summary
Fiscal Year - 2013-14
Requested Budget

		Appropriations					Revenue		
Fund	Description	Personnel	Operating	Capital	Transfers Out	Total	Estimated Revenue	Transfers In	Total Revenue
2400	HUD Entitlement Community Develop	277,029	1,121,951	5,562	0	1,404,542	1,352,172	52,370	1,404,542
2401	HOME Program	101,937	382,444	0	0	484,381	444,629	39,752	484,381
2410	Clk of Crt/Title IV-D Child Support	397,296	11,781	0	0	409,077	477,000	0	477,000
2480	Citizens Corp Grant	0	0	0	0	0	0	0	0
2487	Pretrial Service Program	0	0	0	0	0	0	0	0
2520	DHEC EMS Grant-In-Aid	0	22,250	0	0	22,250	21,026	1,450	22,476
	Total Other Miscellaneous Grants	**776,262**	**1,538,426**	**5,562**	**0**	**2,320,250**	**2,294,827**	**93,572**	**2,388,399**
2000	Economic Development	233,418	413,000	961	0	647,379	3,350	566,000	569,350
	New Program - Title Change/Reclassificati	0	0	0	0	0			
	New Program - Project Manager	97,036	685	0	0	97,721			
2001	Rural Development Act	0	0	0	0	0	5,228	0	5,228
2002	Farmers Market Project	0	0	0	0	0	0	0	0
2003	Economic Development CCED Grants	0	0	0	0	0	0	0	0
2120	Accommodations Tax	0	388,500	0	0	388,500	261,400	0	261,400
2130	Tourism Development Fee	0	1,109,200	0	0	1,109,200	1,109,200	0	1,109,200
2131	Tourism Development Fee Surplus	0	0	0	0	0	0	0	0
2140	Temporary Alcohol Beverage Lic. Fee	0	148,346	0	42,000	190,346	100,200	0	100,200
2141	Minibottle Tax	0	398,630	0	0	398,630	398,630	0	398,630
2200	Indigent Care	0	1,082,199	0	0	1,082,199	1,039,902	0	1,039,902
2600	Clk of Crt/Professional Bond Fees	0	97,083	6,831	0	103,914	15,615	0	15,615
2605	Emergency Telephone System E-911	126,607	693,709	24,302	0	844,618	1,036,900	0	1,036,900
	New Program - PC/LAN Administrator	63,547	1,093	1,723	0	66,363			
2606	SCE&G Support Fund	0	5,380	13,800	0	19,180	19,180	0	19,180
2618	P/D (Indigent Criminal Defense)	0	75,000	0	0	75,000	75,005	0	75,005
2619	Public Defender	1,006,165	94,972	1,000	0	1,102,137	706,618	386,500	1,093,118
	New Program - Family Court PD	61,153	1,500	0	0	62,653	0	62,653	62,653
	New Program - Magistrate Court PD	61,153	4,000	0	0	65,153	0	65,153	65,153
2620	Victims Bill of Rights:						300,104	22,636	322,740
	Solicitor Budget	101,507	1,388	0	0	102,895			
	Magistrate Budget	93,678	6,356	0	0	100,034			
	Law Enforcement Budget	118,960	10,752	0	0	129,712			
2700	Schedule "C" Funds	88,894	3,930,386	500	0	4,019,780	4,082,000	0	4,082,000
2920	Campus Parking Fund	0	68,060	42,526	0	110,586	18,250	0	18,250
2930	Personnel/Employee Committee	0	10,011	0	0	10,011	10,010	0	10,010
2950	Delinquent Tax Collections	397,779	608,266	2,795	0	1,008,840	875,673	0	875,673
2990	Grants Administration	137,891	6,287	995	0	145,173	500	75,000	75,500
2999	Pass-Thru-Grants - Magistrate	118,861	0	0	0	118,861	119,061	0	119,061
	Total Other Special Revenue	**2,706,649**	**9,154,803**	**95,433**	**42,000**	**11,998,885**	**10,176,826**	**1,177,942**	**11,354,768**

COUNTY OF LEXINGTON
ALL OTHER FUNDS
Appropriation Summary
Fiscal Year - 2013-14
Requested Budget

		Appropriations					Revenue		
Fund	Description	Personnel	Operating	Capital	Transfers Out	Total	Estimated Revenue	Transfers In	Total Revenue
5601	Red Bank Crossing	0	125,882	0	0	125,882	105,265	0	105,265
5700	Solid Waste	1,495,840	8,105,202	1,134,517	92,638	10,828,197	10,713,920	0	10,713,920
	New Programs - Administration	0	22,100	10,090	0	32,190			
	New Programs - Collection & Recycling	23,611	14,650	2,134,983	0	2,173,244			
	New Programs - Landfill	93,264	35,582	410,000	0	538,846			
5701	SW Post Closure Sinking Fund	0	92,638	0	0	92,638	1,500	92,638	94,138
5710	Solid Waste Tires	0	118,783	500	0	119,283	82,500	0	82,500
5720	SW/DHEC Management Grant	0	40,000	0	0	40,000	40,000	0	40,000
5721	SW/Tire Grant	0	3,750	0	0	3,750	3,750	0	3,750
5722	SW/DHEC Used Oil Grant	0	13,350	3,500	0	16,850	16,850	0	16,850
5800	Lexington Cty Airport at Pelion	0	113,323	0	0	113,323	35,365	50,000	85,365
5801	Airport Capital Projects	0	0	175,000	0	175,000	166,250	50,000	216,250
	Total Enterprise Fund	**1,612,715**	**8,685,260**	**3,868,590**	**92,638**	**14,259,203**	**11,165,400**	**192,638**	**11,358,038**
6590	Motor Pool	0	199,390	104,000	0	303,390	198,450	0	198,450
	New Program	0	7,650	3,210	0	10,860			
6710	Workers Compensation Insurance Fund	0	1,979,534	0	172,093	2,151,627	2,720,636	0	2,720,636
6730	Employee Insurance Fund	0	13,289,728	0	0	13,289,728	13,209,272	0	13,209,272
6731	Post-Employment Insurance Fund	0	412,709	0	0	412,709	2,387,461	0	2,387,461
6790	Risk Management Administration	158,580	13,513	400	0	172,493	0	172,093	172,093
	Total Internal Service	**158,580**	**15,902,524**	**107,610**	**172,093**	**16,340,807**	**18,515,819**	**172,093**	**18,687,912**
		14,450,869	**37,422,923**	**5,922,955**	**416,848**	**58,213,595**	**53,745,254**	**3,034,911**	**56,780,165**

COUNTY OF LEXINGTON
MATRIX OF TRANSFER OF FUNDS
Annual Budget
Fiscal Year - 2013-14
Requested Amounts

Date: 3-20-13

						SOURCE								
				General Fund Revenue			Law Enforce Revenue	Temp Alcohol Beverage	Solicitor State Fund	Victim Bill of Rights	SW Landfill Operation	Workers Comp Insurance	
FUND		1000	1000	1000	1000	1000	1000	1000	2140	2611	2620	5700	6710	
ORGANIZATION		101610	131400	131599	141200	141400	999900	159900	999900	141200	141200	121204	999900	**TOTALS**
DESTINATION														
2460	SOL / Drug Court				27,000					27,000				54,000
2500	SOL / Victim Witness Program				24,000					83,117				107,117
2501	SOL / Community Juvenile Arbitration				63,412				42,000					105,412
2619	Public Defender					514,306								514,306
2414	Bulletproof Vest Program							8,000						8,000
2446	Drug Parcel Interdiction Unit							8,240						8,240
2456	Violence Against Women Act							78,099						78,099
2633	LE / School District #1							474,356						474,356
2634	LE / School District #2							191,921						191,921
2639	LE / School District #3							39,258						39,258
2640	LE / School District #4							78,714						78,714
2641	LE / School District #5							194,875						194,875
NEW	SRO Grant - Meadow Glen Middle							13,135						13,135
NEW	SRO Grant - River Bluff High							13,382						13,382
NEW	Interstate Drug Interdiction Enforcement							32,157						32,157
2400	Urban Entitlement Community Development	52,370												52,370
2401	HOME Program	39,752												39,752
2520	DHEC EMS Grant-In-Aid		1,450											1,450
2000	R.E.T. - Economic Development Fund						566,000							566,000
2620	Victims' Bill of Rights							22,636						22,636
2990	Finance / Grants Administration						75,000							75,000
5701	SW Post Closure Sinking Fund											92,638		92,638
5800	Lexington County Airport @ Pelion						50,000							50,000
5801	Airport Capital Projects						50,000							50,000
6790	Risk Management Administration												172,093	172,093
*** TOTAL TRANSFER OF FUNDS**		92,122	1,450	0	114,412	514,306	741,000	1,154,773	42,000	110,117	0	92,638	172,093	3,034,911

COUNTY OF LEXINGTON
COUNTY LIBRARY
COMBINED STATEMENT OF REVENUE, EXPENDITURES, AND CHANGES IN FUND BALANCE
FISCAL YEAR 2013-14

	Library Operations (2300)	Capital Fd. (Escrow) (2310)	State Aid (2330)	Lottery Funds (2331)	Total 2013-14	Percentage
REVENUE:						
County Tax Revenue	6,925,028	1,165			6,926,193	93.93%
State Aid			131,196		131,196	1.78%
State Lottery				0	0	0.00%
Federal Funds					0	0.00%
Gifts & Donations					0	0.00%
Investment Interest	16,000	250			16,250	0.22%
Miscellaneous	277,000	23,500			300,500	4.08%
TOTAL REVENUES	7,218,028	24,915	131,196	0	7,374,139	100.00%
EXPENDITURES:						
General Administrative	5,670,768	14,000	83,118	0	5,767,886	81.68%
Capital Outlay	1,197,961	47,494	48,078	0	1,293,533	18.32%
TOTAL EXPENDITURES	6,868,729	61,494	131,196	0	7,061,419	100.00%
EXCESS (DEFICIENCY) OF REVENUES OVER EXPENDITURES	349,299	(36,579)	0	0	312,720	
OTHER FINANCING SOURCES (USES):	0	0	0	0	0	
TOTAL FINANCING SOURCES (USES):	0	0	0	0	0	
EXCESS (DEFICIENCY) OF REVENUES AND OTHER FINANCING SOURCES OVER EXPENDITURES AND OTHER USES	349,299	(36,579)	0	0	312,720	
FUND BALANCE - Estimated Beginning of Year 7-01-13	4,691,843	21,843	1	0	4,713,687	
Capital Contingency - Carryforward		0				
FUND BALANCE - Projected End of Year 6-30-14	5,041,142	(14,736)	1	0	5,026,407	

COUNTY OF LEXINGTON
LIBRARY
Annual Budget
Fiscal Year 2013-14
Estimated Revenue

Object Code	Revenue Account Title	Actual 2011-12	Amended Budget Thru Dec 2012-13	Received Thru Dec 2012-13	Projected Revenues Thru Jun 2012-13	Requested 2013-14	Recommend 2013-14	Approved 2013-14
	***County Library Operations 2300:**							
	Revenues:	6.211 Mills	6.211 Mills		6.211 Mills	6.211 Mills	Mills	Mills
410000	Current Property Taxes	5,068,532	2,895,842	5,287,301	5,287,301	5,287,301		
410500	Homestead Exemption	222,448	7	150,000	150,000	150,000		
410520	Manufacturer's Tax Exemption	24,039	0	22,000	22,000	22,000		
410530	State Sales and Use Tax Credit	121,929	93,923	163,525	163,525	163,525		
410540	Lease Purchase Tax Credit	1,408	59	0	0	0		
411000	Current Vehicle Taxes	666,462	343,393	654,302	654,302	654,302		
412000	Current Tax Penalties	10,933	(50)	10,000	10,000	10,000		
413000	Delinquent Tax	251,757	157,699	250,000	250,000	250,000		
414000	Delinquent Tax Penalties	37,655	23,602	35,000	35,000	35,000		
417100	Fee in Lieu of Taxes	245,370	19,371	302,953	302,953	302,953		
417120	Fee in Lieu of Taxes - Prior Year	0	0	0	0	0		
417130	Fee in Lieu of Taxes - Manuf. Tax Exemption	15,650	0	11,397	11,397	11,397		
417150	Fee in Lieu of Taxes - Fee for Services	3,243	0	0	0	0		
418000	Motor Carrier Payments	8,822	6,996	10,000	10,000	10,000		
419000	Merchants Exemptions	28,550	14,275	28,550	28,550	28,550		
419900	Tax Refund	0	0	0	0			
	Total Property Tax Revenue	6,706,798	3,555,117	6,925,028	6,925,028	6,925,028		
	Other Revenues:							
437609	Copy Sales - Library	8,160	5,694	14,000	14,000	12,000		
437620	Fax Sales - Library	0	2,646	0	0	5,000		
438300	Vending Machine Sales	363	62	0	0	0		
438900	Auction Sales	41	0	0	0	0		
449000	Library Book Fines	250,445	117,135	260,000	260,000	260,000		
457000	Federal Grant Income	0	0	0	0	0		
461000	Investment Interest	13,458	5,517	16,000	16,000	16,000		
463000	Insurance Recovery Claims	0	0	0	0	0		
465900	Utility Rebates	300	0	0	0	0		
469200	Donated Capital Items	10,038	0	0	0	0		
469900	Miscellaneous Revenues	175	0	0	0	0		
802350	Op Trn from Gates Library Initiative	0	0	0	0	0		
	Total Other Revenue	282,980	131,054	290,000	290,000	293,000		
	**** Total Revenue**	6,989,778	3,686,171	7,215,028	7,215,028	7,218,028		
	**** Total Appropriations**				7,573,109	6,850,347 ~~7,218,028~~		
	FUND BALANCE Beginning of Year				5,049,924	4,691,843	4,691,843	4,691,843
	FUND BALANCE - Projected End of Year				4,691,843	5,059,524 ~~4,691,843~~	4,691,843	4,691,843

Proposed Revenues
Fines, Fees, and Other
Budget FY - 2013-14

Fund #: 2300 Fund Name: Library Operations

Organ. #: Organ. Name: Library

Revenue Code	Fee Title	Actual FY 2010-11	Actual FY 2011-12	12/31/2011 FY 2011-12	Anticipated Fiscal Year Total FY 2011-12	Units of Service	Current Fee	Budget Current Total Estimated Fees FY 2013-14	Proposed Fee Change	Total Proposed Estimated Fees FY 2013-14
437609	Photocopier sales	$ 15,784	$ 15,431	$ 7,372	$ 14,000	No. of copies	$.25 ea	$14,000		$ 12,000
449000	Library Book Fines	$ 269,981	$ 260,918	$ 121,927	$ 260,000	No. of overdue items x days overdue	$.20 ea	$260,000		$ 260,000
437620	Fax Machine	$ -	$ -	$ -	$ -	No. of copies	$1.00	$5,000		$5,000

COUNTY OF LEXINGTON
LIBRARY
Annual Budget
Fiscal Year - 2013-14

Fund 2300
Division: Library
Organization Recap

Object Code	Expenditure Classification	2013-14 Requested	BUDGET General Admin. 230005	Batesburg/ Leesville 230010	Lexington 230020	Cayce / W.Cola. 230030	Irmo 230040	Chapin 230050	South Congaree 230055	Swansea 230060	Gaston 230070	Pelion 230080	Gilbert/ Summit 230090	Non-Departmental 230099
	Personnel													
510100	Salaries & Wages	2,730,327	826,270	114,626	543,440	442,870	433,113	76,652	60,374	38,344	59,249	98,959	36,430	0
510200	Overtime	1,000	0	0	0	0	0	0	0	0	0	0	0	1,000
510300	Part Time	593,008	12,623	23,385	161,755	95,068	142,726	60,910	11,503	23,598	11,504	25,667	24,269	0
511112	FICA - Employer's Portion	254,267	64,175	10,558	53,947	41,152	44,052	10,523	5,499	4,739	5,413	9,534	4,643	32
511113	SCRS - Employer's Portion	352,318	88,923	14,629	74,751	57,021	61,039	14,582	7,619	6,566	7,500	13,210	6,434	44
511120	Employee Insurance - Employer's Portion	592,800	156,000	31,200	117,000	101,400	101,400	15,600	15,600	7,800	15,600	23,400	7,800	0
511130	Workers Compensation	19,268	9,830	414	2,120	2,624	2,693	413	216	186	212	374	182	4
519999	Personnel Contingency	0	0	0	0	0	0	0	0	0	0	0	0	0
	*** Total Personnel**	**4,542,988**	**1,157,821**	**194,812**	**953,013**	**740,135**	**785,023**	**178,680**	**100,811**	**81,233**	**99,478**	**171,144**	**79,758**	**1,080**
	Operating Expenses													
520100	Contracted Maintenance	23,055	0	0	0	0	0	0	0	0	0	0	0	23,055
520103	Landscape/Grounds Maintenance	39,793	0	3,736	6,370	2,981	5,390	3,553	3,736	2,818	3,430	3,369	4,410	0
520200	Contracted Services	110,838	0	4,569	1,000	38,038	670	5,694	3,511	3,511	3,511	4,816	3,518	42,000
520206	Background History Screening	500	0	0	0	0	0	0	0	0	0	0	0	500
520220	Book Binding	250	0	0	0	0	0	0	0	0	0	0	0	250
520231	Garbage Pick-up Service	3,811	0	387	730	730	580	387	387	0	387	0	223	0
520233	Towing Service	500	0	0	0	0	0	0	0	0	0	0	0	500
520242	Hazardous Material Disposal	800	0	0	0	0	0	0	0	0	0	0	0	800
520300	Professional Services	27,000	0	0	0	0	0	0	0	0	0	0	0	27,000
520303	Accounting/Auditing Services	2,700	0	0	0	0	0	0	0	0	0	0	0	2,700
520400	Advertising & Publicity	6,982	0	0	0	0	0	0	0	0	0	0	0	6,982
520500	Legal Services	1,500	0	0	0	0	0	0	0	0	0	0	0	1,500
520702	Technical Currency & Support	94,634	0	0	0	0	0	0	0	0	0	0	0	94,634
520703	Computer Hardware Maintenance	16,104	0	0	0	0	0	0	0	0	0	0	0	16,104
521000	Office Supplies	28,400	7,000	1,600	5,650	4,500	4,700	700	800	850	800	1,000	800	0
521100	Duplicating	8,921	2,800	871	1,000	1,200	900	200	200	400	600	500	250	0
521200	Operating Supplies	43,700	26,900	1,100	3,000	3,600	3,500	1,400	1,200	500	1,000	1,200	300	0
522000	Building Repairs & Maintenance	45,000	0	0	0	0	0	0	0	0	0	0	0	45,000
522001	Carpet/Floor Cleaning	5,500	0	0	0	0	0	0	0	0	0	0	0	5,500
522200	Small Equipment Repairs & Maint.	6,000	0	0	0	0	0	0	0	0	0	0	0	6,000
522300	Vehicle Repairs & Maintenance	4,600	0	0	0	0	0	0	0	0	0	0	0	4,600
524000	Building Insurance	18,843	0	1,680	3,783	3,600	1,969	2,034	933	1,140	641	2,238	825	0
524100	Vehicle Insurance	2,184	0	0	0	0	0	0	0	0	0	0	0	2,184
524101	Comprehensive Vehicle Insurance	250	0	0	0	0	0	0	0	0	0	0	0	250
524201	General Tort Liability Insurance	2,857	978	119	523	404	451	95	48	48	48	95	48	0
524202	Surety Bonds	0	0	0	0	0	0	0	0	0	0	0	0	0
524900	Data Processing Equip. Insurance	1,100	0	0	0	0	0	0	0	0	0	0	0	1,100
525000	Telephone	33,070	6,539	1,962	6,007	4,056	4,527	1,945	2,622	1,609	2,207	684	912	0
525004	WAN Service Charges	1,500	0	0	0	0	0	0	0	0	0	0	0	1,500
525020	Pagers and Cell Phones	2,144	0	0	0	0	0	0	0	0	0	0	0	2,144
525021	Smart Phone Charges	2,134	0	0	0	0	0	0	0	0	0	0	0	2,134
525041	E-mail Service Charges	7,768	2,086	418	1,252	1,171	1,252	251	251	251	251	334	251	0
525100	Postage	13,200	1,600	700	2,700	2,200	3,500	400	650	250	500	500	200	0

COUNTY OF LEXINGTON
LIBRARY
Annual Budget
Fiscal Year - 2013-14

Fund 2300
Division: Library
Organization Recap

Object Code	Expenditure Classification	2013-14 Requested	BUDGET General Administr. 230005	Batesburg/ Leesville 230010	Lexington 230020	Cayce / W.Cola. 230030	Irmo 230040	Chapin 230050	South Congaree 230055	Swansea 230060	Gaston 230070	Pelion 230080	Gilbert/ Summit 230090	Non-Departmental 230099
525210	Conference, Meeting & Training Expense	7,500	0	0	0	0	0	0	0	0	0	0	0	7,500
525211	Library Board Expenses	2,200	0	0	0	0	0	0	0	0	0	0	0	2,200
525230	Subscription, Dues, & Books	156,500	0	0	0	0	0	0	0	0	0	0	0	156,500
525240	Personal Mileage Reimbursement	15,000	0	0	0	0	0	0	0	0	0	0	0	15,000
525250	Motor Pool Reimbursement	250	0	0	0	0	0	0	0	0	0	0	0	250
525377	Utilities - (9) Branches	352,775	0	16,480	134,930	58,710	72,100	16,480	10,815	8,240	9,785	14,420	10,815	0
525400	Gas, Fuel, & Oil	15,000	0	0	0	0	0	0	0	0	0	0	0	15,000
525600	Uniforms & Clothing	550	0	0	0	0	0	0	0	0	0	0	0	550
526500	License & Permits	3,985	0	0	0	0	0	0	0	0	0	0	0	3,985
529903	Contingency													
	*** Total Operating**	**1,109,398**	**47,903**	**33,622**	**166,945**	**121,190**	**99,539**	**33,139**	**25,153**	**19,617**	**23,160**	**29,156**	**22,552**	**487,422**
	*** Total Personnel & Operating**	**5,652,386**	**1,205,724**	**228,434**	**1,119,958**	**861,325**	**884,562**	**211,819**	**125,964**	**100,850**	**122,638**	**200,300**	**102,310**	**488,502**
	Capital													
540000	Small Tools & Minor Equipment	14,000												14,000
540002	Microforms	5,671												5,671
540004	CD-ROM/Subscriptions	500												500
540006	Library Materials (Books, Audio Visual)	1,025,000												1,025,000
540010	Minor Software	4,000												4,000
	All Other Equipment	148,790												148,790
		0												
		0												
		0												
		0												
		0												
		0												
		0												
	**** Total Capital**	**1,197,961**	**0**	**0**	**0**	**0**	**0**	**0**	**0**	**0**	**0**	**0**	**0**	**1,197,961**
	***** Total Budget Appropriation**	**6,850,347**	**1,205,724**	**228,434**	**1,119,958**	**861,325**	**884,562**	**211,819**	**125,964**	**100,850**	**122,638**	**200,300**	**102,310**	**1,686,463**

COUNTY OF LEXINGTON
LIBRARY
Annual Budget
Fiscal Year - 2013-14

Fund 2300
Division: Library
Organization: 2300xx - Departmental Library Recap

Object Code	Expenditure Classification	2011-12 Expenditure	2012-13 Expend (Dec)	2012-13 Amended (Dec)	BUDGET 2013-14 Requested	2013-14 Recommend	2013-14 Approved
	Personnel						
510100	Salaries & Wages	2,723,581	1,302,603	2,730,327	2,730,327	0	0
510200	Overtime	854	39	10,000	1,000	0	0
510300	Part Time	610,749	288,196	593,008	593,008	0	0
511112	FICA - Employer's Portion	239,386	114,293	255,000	254,267	0	0
511113	State Retirement - Employer's Portion	301,325	153,219	353,334	352,318	0	0
511114	Police Retirement - Employer's Portion	0	0	0	0	0	0
511120	Insurance Fund Contribution	592,800	296,400	592,800	592,800	0	0
511125	Post Employment Contribution - OPEB	0	0	0	0	0	0
511130	Workers Compensation	17,492	8,340	19,294	19,268	0	0
511131	S.C. Unemployment	0	818	0	0	0	0
511213	State Retirement - Retiree	13,130	13,903	0	0	0	0
511214	Police Retirement - Retiree	1,607	761	0	0	0	0
519999	Personnel Contingency	0	0	91,133	0	0	0
	*** Total Personnel**	**4,500,924**	**2,178,572**	**4,644,896**	**4,542,988**	**0**	**0**
	Operating Expenses						
520100	Contracted Maintenance	23,687	15,937	23,816	23,055	0	0
520103	Landscape/Grounds Maintenance	27,000	12,820	40,476	39,793	0	0
520200	Contracted Services	87,927	40,398	112,092	110,838	0	0
520206	Background History Screening	0	0	500	500	0	0
520220	Book Binding	248	124	250	250	0	0
520231	Garbage Pickup Charges	3,732	1,687	4,934	3,811	0	0
520233	Towing Service	0	0	500	500	0	0
520242	Hazardous Materials Disposal	0	0	800	800	0	0
520300	Professional Services	16,920	14,860	18,000	27,000	0	0
520303	Accounting/Auditing Services	2,725	2,500	2,700	2,700	0	0
520400	Advertising & Publicity	2,998	670	4,700	6,982	0	0
520500	Legal Services	0	0	1,500	1,500	0	0
520702	Technical Currency & Support	28,354	20,672	81,313	94,634	0	0
520703	Computer Hardware Maintenance	14,349	9,545	15,337	16,104	0	0
521000	Office Supplies	28,155	11,975	28,400	28,400	0	0
521100	Duplicating	1,606	203	6,121	8,921	0	0
521200	Operating Supplies	42,047	19,548	43,700	43,700	0	0
522000	Building Repairs & Maintenance	37,380	11,521	40,000	45,000	0	0
522001	Carpet/Floor Cleaning	120	986	7,500	5,500	0	0
522200	Small Equipment Repairs & Maintenance	3,988	231	6,000	6,000	0	0
522300	Vehicle Repairs & Maintenance	1,213	747	4,200	4,600	0	0
524000	Building Insurance	17,232	9,107	17,749	18,843	0	0
524100	Vehicle Insurance	2,120	1,060	2,184	2,184	0	0
524101	Comprehensive Vehicle Insurance	240	120	250	250	0	0
524201	General Tort Liability Insurance	2,787	1,383	2,876	2,857	0	0
524202	Surety Bonds	619	0	0	0	0	0
524900	Data Processing Equip. Insurance	1,072	538	1,100	1,100	0	0
525000	Telephone	11,996	5,700	33,070	33,070	0	0
525004	WAN Service Charges	334	167	1,500	1,500	0	0
525010	Long Distance Charges	0	0	0	0	0	0
525020	Pagers and Cell Phones	2,066	962	2,100	2,144	0	0
525021	Smart Phones Charges	758	502	1,045	2,134	0	0
525041	E-mail Service Charges	7,501	3,765	8,016	7,768	0	0

COUNTY OF LEXINGTON
LIBRARY
Annual Budget
Fiscal Year - 2013-14

Fund 2300
Division: Library
Organization: 2300xx - Departmental Library Recap

Object Code	Expenditure Classification	2011-12 Expenditure	2012-13 Expend (Dec)	2012-13 Amended (Dec)	BUDGET 2013-14 Requested	2013-14 Recommend	2013-14 Approved
525100	Postage	10,913	5,312	12,600	13,200	0	0
525210	Conference, Meeting & Training Expenses	8,700	7,035	9,500	7,500	0	0
525211	Library Board Expenses	1,657	795	2,200	2,200	0	0
525230	Subscriptions, Dues, & Books	135,149	125,127	147,000	156,500	0	0
525240	Personal Mileage Reimbursement	12,845	4,725	15,000	15,000	0	0
525250	Motor Pool Reimbursement	0	0	250	250	0	0
525377	Utilities - County Branch Library	317,533	158,589	343,500	352,775	0	0
525400	Gas, Fuel, & Oil	13,915	6,544	15,330	15,000	0	0
525600	Uniforms & Clothing	279	45	400	550	0	0
526500	License & Permits	3,985	3,985	3,985	3,985	0	0
527040	Outside Personnel (Temporary)	0	0	0	0	0	0
529903	Contingency	0	0	664,831	0	0	0
537699	Cost of Copy Sales	0	1,840	0	0	0	0
	*** Total Operating**	**874,150**	**501,725**	**1,727,325**	**1,109,398**	**0**	**0**
	****Total Personnel & Operating**	**5,375,074**	**2,680,297**	**6,372,221**	**5,652,386**	**0**	**0**
	Capital						
540000	Small Tools & Minor Equipment	12,120	6,394	14,000	14,000	0	0
540001	Books - Local	0	0	0	0	0	0
540002	Microforms	0	2,745	5,505	5,671	0	0
540004	CD-Rom Publications	500	500	500	500	0	0
540006	Library Materials (Book, Audio Visual Mat.)	1,024,264	499,769	1,050,000	1,025,000	0	0
540010	Minor Software	2,567	0	4,000	4,000	0	0
	All Other Equipment	205,676	43,241	124,083	148,790	0	0
	Library Materials (Books, Audio Visual)	**1,245,127**	**552,649**	**1,198,088**	**1,197,961**	**0**	**0**
	***** Total Budget Appropriation**	**6,620,201**	**3,232,946**	**7,570,309**	**6,850,347**	**0**	**0**

COUNTY OF LEXINGTON
LIBRARY
Annual Budget
Fiscal Year - 2013-14

Fund 2300
Division: Library
Organization: 230005 - Administration

Object Code	Expenditure Classification	2011-12 Expenditure	2012-13 Expend (Dec)	2012-13 Amended (Dec)	BUDGET 2013-14 Requested	BUDGET 2013-14 Recommend	BUDGET 2013-14 Approved
	Personnel						
510100	Salaries & Wages - 20	826,370	397,027	826,270	826,270		
510200	Overtime	47	0	0	0		
510300	Part Time - 1 (0.5 - FTE)	13,809	6,184	12,623	12,623		
511112	FICA - Employer's Portion	59,789	28,712	64,175	64,175		
511113	State Retirement - Employer's Portion	78,767	35,551	88,923	88,923		
511114	Police Retirement - Employer's Portion	0	0	0	0		
511120	Insurance Fund Contribution - 20	156,000	78,000	156,000	156,000		
511130	Workers Compensation	8,016	3,820	9,830	9,830		
511213	State Retirement - Retiree	215	6,534	0	0		
511214	Police Retirement - Retiree	1,607	761	0	0		
	*** Total Personnel**	**1,144,620**	**556,589**	**1,157,821**	**1,157,821**		
	Operating Expenses						
521000	Office Supplies	6,849	3,379	7,000	7,000		
521100	Duplicating	0	0	2,800	2,800		
521200	Operating Supplies	26,888	11,534	26,900	26,900		
524201	General Tort Liability Insurance	947	474	976	978		
524202	Surety Bonds	125	0	0	0		
525000	Telephone	2,856	1,401	6,539	6,539		
525041	E-mail Service Charges - 26	2,034	1,012	2,170	2,086		
525100	Postage	1,865	866	1,100	1,600		
527040	Outside Personnel (Temporary)	0	0	0	0		
	*** Total Operating**	**41,564**	**18,666**	**47,485**	**47,903**		
	****Total Personnel & Operating**	**1,186,184**	**575,255**	**1,205,306**	**1,205,724**		
	Capital						
	****Total Capital**	**0**	**0**	**0**			
	***** Total Budget Appropriation**	**1,186,184**	**575,255**	**1,205,306**	**1,205,724**		

COUNTY OF LEXINGTON
LIBRARY
Annual Budget
Fiscal Year - 2013-14

Fund 2300
Division: Library
Organization: 230010 - Batesburg/Leesville Branch

Object Code	Expenditure Classification	2011-12 Expenditure	2012-13 Expend (Dec)	2012-13 Amended (Dec)	BUDGET 2013-14 Requested	2013-14 Recommend	2013-14 Approved
	Personnel						
510100	Salaries & Wages - 4	111,576	55,464	114,626	114,626		
510200	Overtime	0	0	0	0		
510300	Part Time - 2 (1.00 - FTE)	27,189	12,492	23,385	23,385		
511112	FICA - Employer's Portion	9,899	4,878	10,558	10,558		
511113	State Retirement - Employer's Portion	13,259	7,204	14,629	14,629		
511120	Insurance Fund Contribution - 4	31,200	15,600	31,200	31,200		
511130	Workers Compensation	417	204	414	414		
511213	State Retirement - Retiree	0	0	0	0		
	*** Total Personnel**	**193,540**	**95,842**	**194,812**	**194,812**		
	Operating Expenses						
520103	Landscape/Grounds Maintenance	2,027	1,220	3,660	3,736		
520200	Contracted Services	4,072	1,770	4,544	4,569		
520231	Garbage Pickup Service	378	158	391	387		
521000	Office Supplies	1,593	552	1,600	1,600		
521100	Duplicating	221	27	871	871		
521200	Operating Supplies	1,100	289	1,100	1,100		
524000	Building Insurance	1,410	815	1,452	1,680		
524201	General Tort Liability Insurance	115	58	119	119		
524202	Surety Bonds	31	0	0	0		
525000	Telephone	463	346	1,962	1,962		
525041	E-mail Service Charges - 5	442	202	418	418		
525100	Postage	434	313	600	700		
525377	Utilities - County Branch Library	11,731	7,054	16,000	16,480		
	*** Total Operating**	**24,017**	**12,804**	**32,717**	**33,622**		
	****Total Personnel & Operating**	**217,557**	**108,646**	**227,529**	**228,434**		
	Capital						
	****Total Capital**	**0**	**0**	**0**	**0**		
	***** Total Budget Appropriation**	**217,557**	**108,646**	**227,529**	**228,434**		

COUNTY OF LEXINGTON
LIBRARY
Annual Budget
Fiscal Year - 2013-14

Fund 2300
Division: Library
Organization: 230020 - Lexington Branch

Object Code	Expenditure Classification	2011-12 Expenditure	2012-13 Expend (Dec)	2012-13 Amended (Dec)	BUDGET 2013-14 Requested	2013-14 Recommend	2013-14 Approved
	Personnel						
510100	Salaries & Wages - 15	543,844	261,415	543,440	543,440		
510200	Overtime	17	0	0	0		
510300	Part Time - 14 (6.500 - FTE)	162,151	78,084	161,755	161,755		
511112	FICA - Employer's Portion	50,181	24,203	53,947	53,947		
511113	State Retirement - Employer's Portion	61,436	32,045	74,751	74,751		
511114	Police Retirement - Employer's Portion	0	0	0	0		
511120	Insurance Fund Contribution - 15	117,000	58,500	117,000	117,000		
511130	Workers Compensation	2,121	1,021	2,120	2,120		
511213	State Retirement - Retiree	4,499	3,749	0	0		
	*** Total Personnel**	**941,249**	**459,017**	**953,013**	**953,013**		
	Operating Expenses						
520103	Landscape/Grounds Maintenance	5,160	2,080	6,810	6,370		
520200	Contracted Services	625	375	850	1,000		
520231	Garbage Pickup Service	715	298	1,046	730		
521000	Office Supplies	5,629	1,431	5,650	5,650		
521100	Duplicating	407	71	1,000	1,000		
521200	Operating Supplies	806	1,560	3,000	3,000		
524000	Building Insurance	3,565	1,824	3,672	3,783		
524201	General Tort Liability Insurance	506	253	522	523		
524202	Surety Bonds	133	0	0	0		
525000	Telephone	2,451	1,130	6,007	6,007		
525041	E-mail Service Charges - 17	1,215	608	1,419	1,252		
525100	Postage	2,506	1,224	2,700	2,700		
525377	Utilities - County Branch Library	131,939	65,154	132,000	134,930		
	*** Total Operating**	**155,657**	**76,008**	**164,676**	**166,945**		
	****Total Personnel & Operating**	**1,096,906**	**535,025**	**1,117,689**	**1,119,958**		
	Capital						
	****Total Capital**	**0**	**0**	**0**	**0**		
	***** Total Budget Appropriation**	**1,096,906**	**535,025**	**1,117,689**	**1,119,958**		

COUNTY OF LEXINGTON
LIBRARY
Annual Budget
Fiscal Year - 2013-14

Fund 2300
Division: Library
Organization: 230030 - Cayce/West Columbia Branch

Object Code	Expenditure Classification	2011-12 Expenditure	2012-13 Expend (Dec)	2012-13 Amended (Dec)	BUDGET 2013-14 Requested	BUDGET 2013-14 Recommend	BUDGET 2013-14 Approved
	Personnel						
510100	Salaries & Wages - 13	440,224	212,185	442,870	442,870		
510200	Overtime	5	0	0	0		
510300	Part Time - 8/(4.00 - FTE)	94,064	45,727	95,068	95,068		
511112	FICA - Employer's Portion	38,798	18,734	41,152	41,152		
511113	State Retirement - Employer's Portion	51,054	27,339	57,021	57,021		
511114	Police Retirement - Employer's Portion	0	0	0	0		
511120	Insurance Fund Contribution - 13	101,400	50,700	101,400	101,400		
511130	Workers Compensation	2,618	1,261	2,624	2,624		
	*** Total Personnel**	**728,163**	**355,946**	**740,135**	**740,135**		
	Operating Expenses						
520103	Landscape/Grounds Maintenance	2,100	800	2,920	2,981		
520200	Contracted Services	30,622	12,979	38,619	38,038		
520231	Garbage Pickup Service	715	298	1,046	730		
521000	Office Supplies	4,227	1,813	4,500	4,500		
521100	Duplicating	207	12	1,200	1,200		
521200	Operating Supplies	4,590	2,005	3,600	3,600		
524000	Building Insurance	3,393	1,735	3,495	3,600		
524201	General Tort Liability Insurance	391	195	403	404		
524202	Surety Bonds	105	0	0	0		
525000	Telephone	865	432	4,056	4,056		
525041	E-mail Service Charges - 13	1,084	567	1,085	1,171		
525100	Postage	2,541	1,185	2,200	2,200		
525377	Utilities - County Branch Library	49,299	22,075	57,000	58,710		
537699	Cost of Copy Sales	0	63	0	0		
	*** Total Operating**	**100,139**	**44,159**	**120,124**	**121,190**		
	****Total Personnel & Operating**	**828,302**	**400,105**	**860,259**	**861,325**		
	Capital						
	****Total Capital**	**0**	**0**	**0**	**0**		
	***** Total Budget Appropriation**	**828,302**	**400,105**	**860,259**	**861,325**		

COUNTY OF LEXINGTON
LIBRARY
Annual Budget
Fiscal Year - 2013-14

Fund 2300
Division: Library
Organization: 230040 - Irmo Branch

Object Code	Expenditure Classification	2011-12 Expenditure	2012-13 Expend (Dec)	2012-13 Amended (Dec)	BUDGET 2013-14 Requested	2013-14 Recommend	2013-14 Approved
	Personnel						
510100	Salaries & Wages - 13	430,242	201,701	433,113	433,113		
510200	Overtime	15	0	0	0		
510300	Part Time - 12 (6.00 - FTE)	142,613	71,121	142,726	142,726		
511112	FICA - Employer's Portion	40,764	19,400	44,052	44,052		
511113	State Retirement - Employer's Portion	47,495	25,577	61,039	61,039		
511120	Insurance Fund Contribution - 13	101,400	50,700	101,400	101,400		
511130	Workers Compensation	2,690	1,285	2,693	2,693		
511213	State Retirement - Retiree	7,246	3,342	0	0		
	*** Total Personnel**	**772,465**	**373,126**	**785,023**	**785,023**		
	Operating Expenses						
520103	Landscape/Grounds Maintenance	4,620	1,760	6,206	5,390		
520200	Contracted Services	420	210	645	670		
520231	Garbage Pickup Service	567	236	1,046	580		
521000	Office Supplies	4,697	2,330	4,700	4,700		
521100	Duplicating	146	0	900	900		
521200	Operating Supplies	4,490	1,963	3,500	3,500		
524000	Building Insurance	1,845	956	1,901	1,969		
524201	General Tort Liability Insurance	460	219	474	451		
524202	Surety Bonds	118	0	0	0		
525000	Telephone	2,295	1,137	4,527	4,527		
525041	E-mail Service Charges - 16	1,234	607	1,335	1,252		
525100	Postage	2,267	1,084	3,500	3,500		
525377	Utilities - County Branch Library	68,329	35,548	70,000	72,100		
	*** Total Operating**	**91,488**	**46,050**	**98,734**	**99,539**		
	****Total Personnel & Operating**	**863,953**	**419,176**	**883,757**	**884,562**		
	Capital						
	****Total Capital**	**0**	**0**	**0**	**0**		
	***** Total Budget Appropriation**	**863,953**	**419,176**	**883,757**	**884,562**		

COUNTY OF LEXINGTON
LIBRARY
Annual Budget
Fiscal Year - 2013-14

Fund 2300
Division: Library
Organization: 230050 - Chapin Branch

Object Code	Expenditure Classification	2011-12 Expenditure	2012-13 Expend (Dec)	2012-13 Amended (Dec)	BUDGET 2013-14 Requested	2013-14 Recommend	2013-14 Approved
	Personnel						
510100	Salaries & Wages - 2	76,874	36,852	76,652	76,652		
510200	Overtime	0	0	0	0		
510300	Part Time - 5 (2.5 - FTE))	66,389	29,423	60,910	60,910		
511112	FICA - Employer's Portion	10,848	5,021	10,523	10,523		
511113	State Retirement - Employer's Portion	12,301	6,365	14,582	14,582		
511120	Insurance Fund Contribution - 2	15,600	7,800	15,600	15,600		
511130	Workers Compensation	431	199	413	413		
	*** Total Personnel**	**182,443**	**85,660**	**178,680**	**178,680**		
	Operating Expenses						
520103	Landscape/Grounds Maintenance	2,160	1,160	3,480	3,553		
520200	Contracted Services	4,696	2,250	5,669	5,694		
520231	Garbage Pickup Service	378	158	391	387		
521000	Office Supplies	686	464	700	700		
521100	Duplicating	68	9	200	200		
521200	Operating Supplies	1,170	324	1,400	1,400		
524000	Building Insurance	1,866	987	1,922	2,034		
524201	General Tort Liability Insurance	92	46	95	95		
524202	Surety Bonds	28	0	0	0		
525000	Telephone	1,009	592	1,945	1,945		
525041	E-mail Service Charges - 3	243	122	251	251		
525100	Postage	232	85	400	400		
525377	Utilities - County Branch Library	12,880	6,820	16,000	16,480		
	*** Total Operating**	**25,508**	**13,017**	**32,453**	**33,139**		
	****Total Personnel & Operating**	**207,951**	**98,677**	**211,133**	**211,819**		
	Capital						
	****Total Capital**	**0**	**0**	**0**	**0**		
	***** Total Budget Appropriation**	**207,951**	**98,677**	**211,133**	**211,819**		

COUNTY OF LEXINGTON
LIBRARY
Annual Budget
Fiscal Year - 2013-14

Fund 2300
Division: Library
Organization: 230055 - South Congaree Branch

Object Code	Expenditure Classification	2011-12 Expenditure	2012-13 Expend (Dec)	2012-13 Amended (Dec)	BUDGET 2013-14 Requested	2013-14 Recommend	2013-14 Approved
	Personnel						
510100	Salaries & Wages - 2	60,614	29,026	60,374	60,374		
510200	Overtime	0	0	0	0		
510300	Part Time - 1 (.50 - FTE)	12,857	5,823	11,503	11,503		
511112	FICA - Employer's Portion	5,501	2,607	5,499	5,499		
511113	State Retirement - Employer's Portion	7,021	3,694	7,619	7,619		
511120	Insurance Fund Contribution - 2	15,600	7,800	15,600	15,600		
511130	Workers Compensation	220	105	216	216		
	*** Total Personnel**	**101,813**	**49,055**	**100,811**	**100,811**		
	Operating Expenses						
520103	Landscape/Grounds Maintenance	2,400	1,220	3,660	3,736		
520200	Contracted Services	2,771	1,365	3,489	3,511		
520231	Garbage Pickup Service	378	158	391	387		
521000	Office Supplies	790	301	800	800		
521100	Duplicating	121	20	200	200		
521200	Operating Supplies	859	306	1,200	1,200		
524000	Building Insurance	879	445	905	933		
524201	General Tort Liability Insurance	46	23	48	48		
524202	Surety Bonds	15	0	0	0		
525000	Telephone	525	234	2,622	2,622		
525041	E-mail Service Charges - 3	243	121	251	251		
525100	Postage	267	161	650	650		
525377	Utilities - County Branch Library	8,270	3,762	10,500	10,815		
	*** Total Operating**	**17,564**	**8,116**	**24,716**	**25,153**		
	****Total Personnel & Operating**	**119,377**	**57,171**	**125,527**	**125,964**		
	Capital						
	****Total Capital**	**0**	**0**	**0**	**0**		
	***** Total Budget Appropriation**	**119,377**	**57,171**	**125,527**	**125,964**		

COUNTY OF LEXINGTON
LIBRARY
Annual Budget
Fiscal Year - 2013-14

Fund 2300
Division: Library
Organization: 230060 - Swansea Branch

Object Code	Expenditure Classification	2011-12 Expenditure	2012-13 Expend (Dec)	2012-13 Amended (Dec)	BUDGET 2013-14 Requested	2013-14 Recommend	2013-14 Approved
	Personnel						
510100	Salaries & Wages - 1	38,532	18,435	38,344	38,344		
510200	Overtime	180	0	0	0		
510300	Part Time - 2 (1.0 - FTE)	26,087	9,909	23,598	23,598		
511112	FICA - Employer's Portion	4,795	2,108	4,739	4,739		
511113	State Retirement - Employer's Portion	6,179	3,004	6,566	6,566		
511120	Insurance Fund Contribution - 1	7,800	3,900	7,800	7,800		
511130	Workers Compensation	194	85	186	186		
511131	S.C. Unemployment	0	818	0	0		
	*** Total Personnel**	**83,767**	**38,259**	**81,233**	**81,233**		
	Operating Expenses						
520103	Landscape/Grounds Maintenance	1,800	920	2,760	2,818		
520200	Contracted Services	2,780	1,365	3,489	3,511		
521000	Office Supplies	710	444	850	850		
521100	Duplicating	44	5	400	400		
521200	Operating Supplies	268	81	500	500		
524000	Building Insurance	1,045	553	1,076	1,140		
524201	General Tort Liability Insurance	46	23	48	48		
524202	Surety Bonds	12	0	0	0		
525000	Telephone	322	82	1,609	1,609		
525041	E-mail Service Charges - 3	196	121	251	251		
525100	Postage	154	29	250	250		
525377	Utilities - County Branch Library	8,590	3,937	8,000	8,240		
	*** Total Operating**	**15,967**	**7,560**	**19,233**	**19,617**		
	****Total Personnel & Operating**	**99,734**	**45,819**	**100,466**	**100,850**		
	Capital						
	****Total Capital**	**0**	**0**	**0**	**0**		
	***** Total Budget Appropriation**	**99,734**	**45,819**	**100,466**	**100,850**		

COUNTY OF LEXINGTON
LIBRARY
Annual Budget
Fiscal Year - 2013-14

Fund 2300
Division: Library
Organization: 230070 - Gaston Branch

Object Code	Expenditure Classification	2011-12 Expenditure	2012-13 Expend (Dec)	2012-13 Amended (Dec)	BUDGET 2013-14 Requested	2013-14 Recommend	2013-14 Approved
	Personnel						
510100	Salaries & Wages - 2	59,352	28,485	59,249	59,249		
510200	Overtime	0	0	0	0		
510300	Part Time - 1 (.5 - FTE)	14,535	6,512	11,504	11,504		
511112	FICA - Employer's Portion	5,108	2,409	5,413	5,413		
511113	State Retirement - Employer's Portion	7,060	3,710	7,500	7,500		
511120	Insurance Fund Contribution - 2	15,600	7,800	15,600	15,600		
511130	Workers Compensation	222	105	212	212		
	*** Total Personnel**	**101,877**	**49,021**	**99,478**	**99,478**		
	Operating Expenses						
520103	Landscape/Grounds Maintenance	2,520	1,120	3,360	3,430		
520200	Contracted Services	2,771	1,365	3,489	3,511		
520231	Garbage Pickup Service	378	158	391	387		
521000	Office Supplies	1,348	637	800	800		
521100	Duplicating	193	36	600	600		
521200	Operating Supplies	886	565	1,000	1,000		
524000	Building Insurance	560	311	577	641		
524201	General Tort Liability Insurance	46	23	48	48		
524202	Surety Bonds	15	0	0	0		
525000	Telephone	572	21	2,207	2,207		
525041	E-mail Service Charges - 2	243	121	251	251		
525100	Postage	228	194	500	500		
525377	Utilities - County Branch Library	7,177	4,300	9,500	9,785		
	*** Total Operating**	**16,937**	**8,851**	**22,723**	**23,160**		
	****Total Personnel & Operating**	**118,814**	**57,872**	**122,201**	**122,638**		
	Capital						
	****Total Capital**	**0**	**0**	**0**	**0**		
	***** Total Budget Appropriation**	**118,814**	**57,872**	**122,201**	**122,638**		

COUNTY OF LEXINGTON
LIBRARY
Annual Budget
Fiscal Year - 2013-14

Fund 2300
Division: Library
Organization: 230080 - Pelion Branch

Object Code	Expenditure Classification	2011-12 Expenditure	2012-13 Expend (Dec)	2012-13 Amended (Dec)	BUDGET 2013-14 Requested	2013-14 Recommend	2013-14 Approved
	Personnel						
510100	Salaries & Wages - 3	99,280	44,468	98,959	98,959		
510200	Overtime	0	0	0	0		
510300	Part Time - 2 (1.00 - FTE)	24,034	12,047	25,667	25,667		
511112	FICA - Employer's Portion	9,028	4,126	9,534	9,534		
511113	State Retirement - Employer's Portion	11,781	5,991	13,210	13,210		
511120	Insurance Fund Contribution - 3	23,400	11,700	23,400	23,400		
511130	Workers Compensation	370	170	374	374		
	*** Total Personnel**	**167,893**	**78,502**	**171,144**	**171,144**		
	Operating Expenses						
520103	Landscape/Grounds Maintenance	2,040	1,100	3,300	3,369		
520200	Contracted Services	3,293	1,850	4,797	4,816		
521000	Office Supplies	954	544	1,000	1,000		
521100	Duplicating	173	22	500	500		
521200	Operating Supplies	805	766	1,200	1,200		
524000	Building Insurance	2,109	1,081	2,172	2,238		
524201	General Tort Liability Insurance	92	46	95	95		
524202	Surety Bonds	25	0	0	0		
525000	Telephone	273	141	684	684		
525041	E-mail Service Charges - 4	324	162	334	334		
525100	Postage	373	156	500	500		
525377	Utilities - County Branch Library	12,633	6,607	14,000	14,420		
	*** Total Operating**	**23,094**	**12,475**	**28,582**	**29,156**		
	****Total Personnel & Operating**	**190,987**	**90,977**	**199,726**	**200,300**		
	Capital						
	****Total Capital**	**0**	**0**	**0**	**0**		
	***** Total Budget Appropriation**	**190,987**	**90,977**	**199,726**	**200,300**		

COUNTY OF LEXINGTON
LIBRARY
Annual Budget
Fiscal Year - 2013-14

Fund 2300
Division: Library
Organization: 230090 - Gilbert/Summit Branch

Object Code	Expenditure Classification	2011-12 Expenditure	2012-13 Expend (Dec)	2012-13 Amended (Dec)	BUDGET 2013-14 Requested	2013-14 Recommend	2013-14 Approved
	Personnel						
510100	Salaries & Wages - 1	36,673	17,545	36,430	36,430		
510200	Overtime	590	39	0	0		
510300	Part Time - 2 (1.0 - FTE))	27,021	10,874	24,269	24,269		
511112	FICA - Employer's Portion	4,675	2,095	4,643	4,643		
511113	State Retirement - Employer's Portion	4,972	2,739	6,434	6,434		
511120	Insurance Fund Contribution - 1	7,800	3,900	7,800	7,800		
511130	Workers Compensation	193	85	182	182		
511213	State Retirement - Retiree	1,170	278	0	0		
	*** Total Personnel**	**83,094**	**37,555**	**79,758**	**79,758**		
	Operating Expenses						
520103	Landscape/Grounds Maintenance	2,160	1,440	4,320	4,410		
520200	Contracted Services	2,565	1,345	3,501	3,518		
520231	Garbage Pickup Service	223	223	232	223		
521000	Office Supplies	672	80	800	800		
521100	Duplicating	26	1	250	250		
521200	Operating Supplies	185	155	300	300		
524000	Building Insurance	560	400	577	825		
524201	General Tort Liability Insurance	46	23	48	48		
524202	Surety Bonds	12	0	0	0		
525000	Telephone	365	184	912	912		
525041	E-mail Service Charges - 3	243	122	251	251		
525100	Postage	46	15	200	200		
525377	Utilities - County Branch Library	6,685	3,332	10,500	10,815		
537699	Cost of Copy Sales	0	0	0	0		
	*** Total Operating**	**13,788**	**7,320**	**21,891**	**22,552**		
	****Total Personnel & Operating**	**96,882**	**44,875**	**101,649**	**102,310**		
	Capital						
	****Total Capital**	**0**	**0**	**0**	**0**		
	***** Total Budget Appropriation**	**96,882**	**44,875**	**101,649**	**102,310**		

COUNTY OF LEXINGTON
LIBRARY
Annual Budget
Fiscal Year - 2013-14

Fund 2300
Division: Library
Organization: 230099 - Non-departmental Library Operations

Object Code	Expenditure Classification	2011-12 Expenditure	2012-13 Expend (Dec)	2012-13 Amended (Dec)	BUDGET 2013-14 Requested	2013-14 Recommend	2013-14 Approved
	Personnel						
510200	Overtime	0	0	10,000	1,000		
511112	FICA - Employer's Portion	0	0	765	32		
511113	SCRS - Employer's Portion	0	0	1,060	44		
511125	Post Employment Contribution - OPEB	0	0	0	0		
511130	Workers Compensation	0	0	30	4		
519999	Personnel Contingency	0	0	91,133	0		
	*** Total Personnel**	**0**	**0**	**102,988**	**1,080**		
	Operating Expenses						
520100	Contracted Maintenance	23,687	15,937	23,816	23,055		
520103	Landscape/Grounds Maintenance	13	0	0	0		
520200	Contracted Services	33,312	15,524	43,000	42,000		
520206	Background History Screening	0	0	500	500		
520220	Book Binding	248	124	250	250		
520233	Towing Service	0	0	500	500		
520242	Hazardous Materials Disposal	0	0	800	800		
520300	Professional Services	16,920	14,860	18,000	27,000		
520303	Accounting/Auditing Services	2,725	2,500	2,700	2,700		
520400	Advertising & Publicity	2,998	670	4,700	6,982		
520500	Legal Services	0	0	1,500	1,500		
520702	Technical Currency & Support	28,354	20,672	81,313	94,634		
520703	Computer Hardware Maintenance	14,349	9,545	15,337	16,104		
522000	Building Repairs & Maintenance	37,380	11,521	40,000	45,000		
522001	Carpet/Floor Cleaning	120	986	7,500	5,500		
522200	Small Equipment Repairs & Maintenance	3,988	231	6,000	6,000		
522300	Vehicle Repairs & Maintenance	1,213	747	4,200	4,600		
524100	Vehicle Insurance - 4	2,120	1,060	2,184	2,184		
524101	Comprehensive Vehicle Insurance	240	120	250	250		
524900	Data Processing Equip. Insurance	1,072	538	1,100	1,100		
525004	WAN Service Charges	334	167	1,500	1,500		
525020	Pagers and Cell Phones	2,066	962	2,100	2,144		
525021	Smart Phone Charges	758	502	1,045	2,134		
525210	Conference, Meeting & Training Expenses	8,700	7,035	9,500	7,500		
525211	Library Board Expenses	1,657	795	2,200	2,200		
525230	Subscriptions, Dues, & Books	135,149	125,127	147,000	156,500		
525240	Personal Mileage Reimbursement	12,845	4,725	15,000	15,000		
525250	Motor Pool Reimbursement	0	0	250	250		
525400	Gas, Fuel, & Oil	13,915	6,544	15,330	15,000		
525600	Uniforms & Clothing	279	45	400	550		
526500	License & Permits	3,985	3,985	3,985	3,985		
529903	Contingency	0	0	664,831	0		
537699	Cost of Copy Sales	0	1,840	0	0		
	*** Total Operating**	**348,427**	**246,762**	**1,116,791**	**487,422**		
	****Total Personnel & Operating**	**348,427**	**246,762**	**1,219,779**	**488,502**		

COUNTY OF LEXINGTON
LIBRARY
Annual Budget
Fiscal Year - 2013-14

Fund 2300
Division: Library
Organization: 230099 - Non-departmental Library Operations

Object Code	Expenditure Classification	2011-12 Expenditure	2012-13 Expend (Dec)	2012-13 Amended (Dec)	BUDGET 2013-14 Requested	2013-14 Recommend	2013-14 Approved
	Capital						
540000	Small Tools & Minor Equipment	12,120	6,394	14,000	14,000		
540002	Microforms	0	2,745	5,505	5,671		
540004	CD Rom Publications	500	500	500	500		
540006	Library Materials (Book, Audio Visual)	1,024,264	499,769	1,050,000	1,025,000		
540010	Minor Software	2,567	0	4,000	4,000		
	All Other Equipment	205,676	43,241	124,083	148,790		
	****Total Capital**	**1,245,127**	**552,649**	**1,198,088**	**1,197,961**		
	***** Total Budget Appropriation**	**1,593,554**	**799,411**	**2,417,867**	**1,686,463**		

Capital Item Summary
Fiscal Year - 2013-14

Fund # 2300 Fund Title: Library Operations
Organization # 230099 Organization Title: Non-Departmental
Program # Program Title:

Qty	Item Description	***BUDGET*** 2013-2014 Requested Amount
540000	Small Tools & Minor Equipment	14,000
540002	Microforms	5,671
540004	CD-Rom Publications	500
540006	Library Materials	**1,025,000**
540010	Minor Software	4,000
	All Other Equipment	
5A	Energy Management System for Batesburg-Leesville	9,563
5A	New Carpet flooring at Cayce-West Columbia	70,169
5A	New Vinyl flooring at Irmo in Meeting Room	9,058
5A	New interior lights at Cayce-West Columbia	60,000
		0
		0
		0
		0
	** **Total Capital (Transfer Total to Section III)**	**1,197,961**

SECTION V - PROGRAM OVERVIEW

Summary of Programs:

The Lexington County Public Library exists to provide library and information services to the citizens of Lexington County. These resources, programs, training, and meeting spaces enhance the quality of life for all residents. In addition to the Main Library, there are nine community branches and one bookmobile. The Library branches are open, a combined total of 471 hours per week, including evening and weekend hours. (SC 1976 Code 60-1-80) The Library has 126 staff, including 76 full time and 50 part time. The Library Board of Trustees adopted the following mission statement in 2012:

The Lexington County Public Library System is committed to providing quality resources and services to the citizens, businesses and schools of Lexington County. Our well trained and knowledgeable staff assists the community in cultivating technology skills and an interest in lifelong learning and reading.

In FY 2013-14 the Library will continue to assist local residents and businesses in meeting their informational and technological needs. The Library provides many traditional services and resources, such as literacy programs, reference materials and popular reading materials. Each branch also has a meeting room available for public functions, meetings, and community events. The Library partners with local organizations and businesses to better serve the residents of Lexington County. The Library offers legal and financial workshops, small business resources, health seminars, and recreational and cultural programs. In addition, our staff is actively engaged in assisting and instructing individuals and organizations in developing and enhancing their technology and workforce skills.

Library staff is continually evaluating the services and materials, ensuring that the residents have the best resources and training available to them. As the formats of information and books change, the library will specialize in online resources, such as eBooks and online databases. From December 2010 through December 2012 our circulation of downloadable materials (eBooks) increased over 433%. Staff will focus on developing the Library's online resources, including downloadable audio books and eBooks.

Each year the overall use of our Library System increases. In FY 2011-12, over 80,000 patrons attended library programs, and staff led over 140 technology and workforce development workshops. In FY 2013-14, the Library will concentrate on maintaining each branch's existing facilities and meeting spaces, as well as resources to better serve the community's needs.

In this rapidly evolving information age, the Library is responsible for helping patrons better utilize the information at hand. In an increasingly information oriented culture, our citizens need a source of vetted information that will allow them to make informed decisions. The Library is the one place where reference, financial, legal, health and recreation information from a wide variety of sources is evaluated, collected, organized and shared. The Library will continue to develop its services and programs to anticipate and meet the changing needs of Lexington County residents, organizations, and businesses.

Program 1 – Materials and Resources
Library Staff evaluate and maintain a quality collection of materials and resources to fulfill individuals and organizations informational and technological needs and interests.
Objectives:
Provide a collection which will help meet individuals' needs for information, general education, recreation, and intellectual growth. (LCPL Collection Development Policy, 2010)
Select and maintain a variety of formats, including large print and audio/visual materials.
Select and maintain online resources, accessible 24/7, such as database, eBooks and downloadable audio.
Provide computers and wifi to the public for Internet access.
Provide printing, photocopying and faxing services.

Program 2 – Programs and Training
Library Staff provide programs and training to assist the public in developing the skills they need to succeed in education, business and life.
Objectives:
Provide technology workshops, training sessions and one-on-one tutoring for the public.
Conduct workforce skills training and assist the public in the job application process.
Facilitate lifelong learning opportunities through adult programs and presentations, e.g., financial literacy, tax/legal issues, consumer health, small business, workforce/career development, and cultural enrichment.
Promote family literacy by planning and presenting literature based programs for youth and parents.
Offer STEM (Science, Technology, Engineering and Mathematics) programs to enhance Lexington County student's academic potential.
Provide authoritative reference assistance to patrons.
Establish community partnerships that add value to library services.

Program 3 – Staffing
Ensure staffing levels, experience and training are sufficient to maintain quality service.
Objectives:
Cross train and reallocate personnel to respond to changing staffing needs within branches.
Create individualized staff development plans, incorporating the American Library Association's Core Competencies for Library Staff.
Develop a Library Succession Plan to identify current staff strengths and match potential to meet service needs.

Program 4 – Library facilities
Maintain facilities and grounds.
Objectives:
Invest in maintenance of existing facilities and grounds.
Provide a safe and secure environment for patrons and staff.
Evaluate and repurpose library facilities and space to meet the changing needs of the community. Examples, community meeting rooms, tutoring space, small business resource center, etc.

SERVICE LEVELS

Service Level:	Actual FY 10/11	Actual FY 11/12	Estimated FY 12/13	Projected FY 13/14
Materials and Resources:				
Total materials in print collection	677,779	649,508	650,000	655,000
Total materials circulated	2,178,431	2,326,448	2,417,678	2,484,642
Total materials downloaded	22,729	53,795	81,216	150,000
Total registered borrowers	143,284	146,785	154,124	163,706
Total library computer use*	142,739	147,106	156,000	161,000
Total wifi use	6,469	7,775	11,778	22,556
Total Interlibrary Loan requests	5,492	4,615	4,026	3,200
Programs:				
Total programs	2,525	2,889	2,909	3,015
Total program attendance	75,700	81,043	82,000	84, 000
Total patron training workshops	130	143	164	185
Total patron training attendance	543	640	760	950
Reference Services:**				
Research assistance	**	45,745	57,658	69,000
Job-related assistance	**	3,924	4,262	4,500
Technology assistance	**	6,583	7,968	8,800
Downloadable materials related assistance	**	3,631	5,282	7,100
Staff Training:				
Total staff training hours	2,612	3,000	3,206	3,500
Total staff training attendance	822	900	916	945

* Federal definition of usage changed.

** As a result of the 2011-12 Strategic Planning Process, the Library's Mission Statement and Performance Indicators were updated. Some services may not have existed prior to FY 11/12 or may have existed but not been recorded for the full year.

SECTION VI - LINE ITEM NARRATIVES

SECTION VI. A - LISTING OF REVENUES

437609 – PHOTOCOPIER SALES **$12,000**

449000 – LIBRARY BOOK FINES **$260,000**

These are fines collected from library patrons who return library materials overdue or pay for a lost item. The amount per item varies from $.20 per day for books, magazines, and audio books to $.75 per day for videos. The charges for a lost item are the price listed in the library's database plus a $5.00 processing fee.

461000 – INVESTMENT INTEREST **$16,000**

437620 --FAX **$5,000**

New Program in FY 12-13. These charges reflect estimated revenue for $1.00 per page to fax for the public.

SECTION VI. B. - PERSONNEL LINE ITEM NARRATIVES

510100 – SALARIES AND WAGES **$2,730,327**

These are the salaries and wages for all staffing, including, 10 libraries and 1 bookmobile. Current staff equates to 100.3 FTE. The staff covers 471 service hours per week.

510200 – OVERTIME **$1,000**

This covers overtime for full-time staff and part-time staff.

510300 – PART-TIME **$593,008**

This budget covers 49 regular part-time employees plus 1 Student Intern that is placed in 1 branch.

511112 - FICA – EMPLOYER'S PORTION **$254,267**

511113 – SCRS – EMPLOYER'S PORTION **$352,318**

511120 – EMPLOYEE INSURANCE – EMPLOYER'S PORTION **$592,800**

511130 – WORKER'S COMPENSATION **$19,268**

511213 – STATE RETIREMENT - RETIREE **$0**

519901 – SALARY & WAGES ADJUSTMENT ACCOUNT **$0**

SECTION VI. B - LISTING OF POSITIONS

Current Staffing Level: 126 Total – 76 full time and 50 part time

Location	Job Title	Positions	FTE	Grade
Administration				
	Director	1	1	31
	Deputy Director	1	1	26
	Systems Librarian	1	1	18
	Staff Development Coordinator	1	1	16
	Youth Services Coordinator	1	1	15
	Technical Services Coordinator	1	1	14
	Reference Coordinator	1	1	14
	PC/LAN Specialist I	2	1	14
	Bookmobile Manager	1	1	7
	Administrative Assistant	1	1	7
	LAII/Accounting Clerk	1	1	6
	Library Assistant II	3	3	4
	Library Assistant I	1	1	3
	Library Assistant I (PT)	1	0.5	3
	Receptionist	1	1	2
	Courier	2	2	2
	Custodian	1	1	2
	Total	21	20.5	
Batesburg-Leesville Branch				
	Librarian I	1	1	13
	Library Assistant I	3	3	3
	Library Assistant I (PT)	2	1	3
	Total	6	5	
Lexington Main Library				
	Librarian IV	1	1	16
	Librarian II	1	1	14
	Librarian I	5	5	13
	Library Assistant III	2	2	6
	Library Assistant III (PT)	2	1	6
	Library Assistant II	1	1	4
	Library Assistant I	4	4	3
	Library Assistant I (PT)	9	4.5	3
	Page	1	1	2
	Page (PT)	2	1	2
	Student Intern (PT)	1	0.5	N/A
	Total	29	21	

Cayce-West Columbia Branch

Job Title	Positions	FTE	Grade
Librarian IV	1	1	16
Librarian II	1	1	14
Librarian I	3	3	13
Library Assistant III	2	2	6
Library Assistant III (PT)	2	1	6
Library Assistant II	1	1	4
Library Assistant I	4	4	3
Library Assistant I (PT)	3	1.5	3
Page (PT)	3	1.5	2
Custodian	1	1	2
Total	21	17	

Irmo Branch

Librarian IV	1	1	16
Librarian II	1	1	14
Librarian I	2	2	13
Library Assistant III	3	3	6
Library Assistant III (PT)	1	0.5	3
Library Assistant II	1	1	4
Library Assistant I	4	4	3
Library Assistant I (PT)	8	4	3
Page (PT)	3	1.5	2
Custodian	1	1	2
Total	25	19	

Chapin Branch

Librarian I	1	1	13
Library Assistant I	1	1	3
Library Assistant I (PT)	5	2.5	3
Total	7	4.5	

South Congaree-Pine Ridge Branch

Branch Manager	1	1	8
Library Assistant I	1	1	3
Library Assistant I (PT)	1	0.5	3
Total	3	2.5	

Swansea Branch

Branch Manager	1	1	8
Library Assistant I (PT)	2	1	3
Total	3	2	

	Job Title	Positions	FTE	Grade
Gaston Branch				
	Branch Manager	1	1	8
	Library Assistant I	1	1	3
	Library Assistant I (PT)	1	0.5	3
	Total	3	2.5	
Pelion Branch				
	Librarian I	1	1	13
	Library Assistant I	2	2	3
	Library Assistant I (PT)	2	1	3
	Total	5	4	
Gilbert-Summit Branch				
	Branch Manager	1	1	8
	Library Assistant I (PT)	2	1	3
	Total	3	2	
	Total Library	126	100	

All of these positions require insurance.

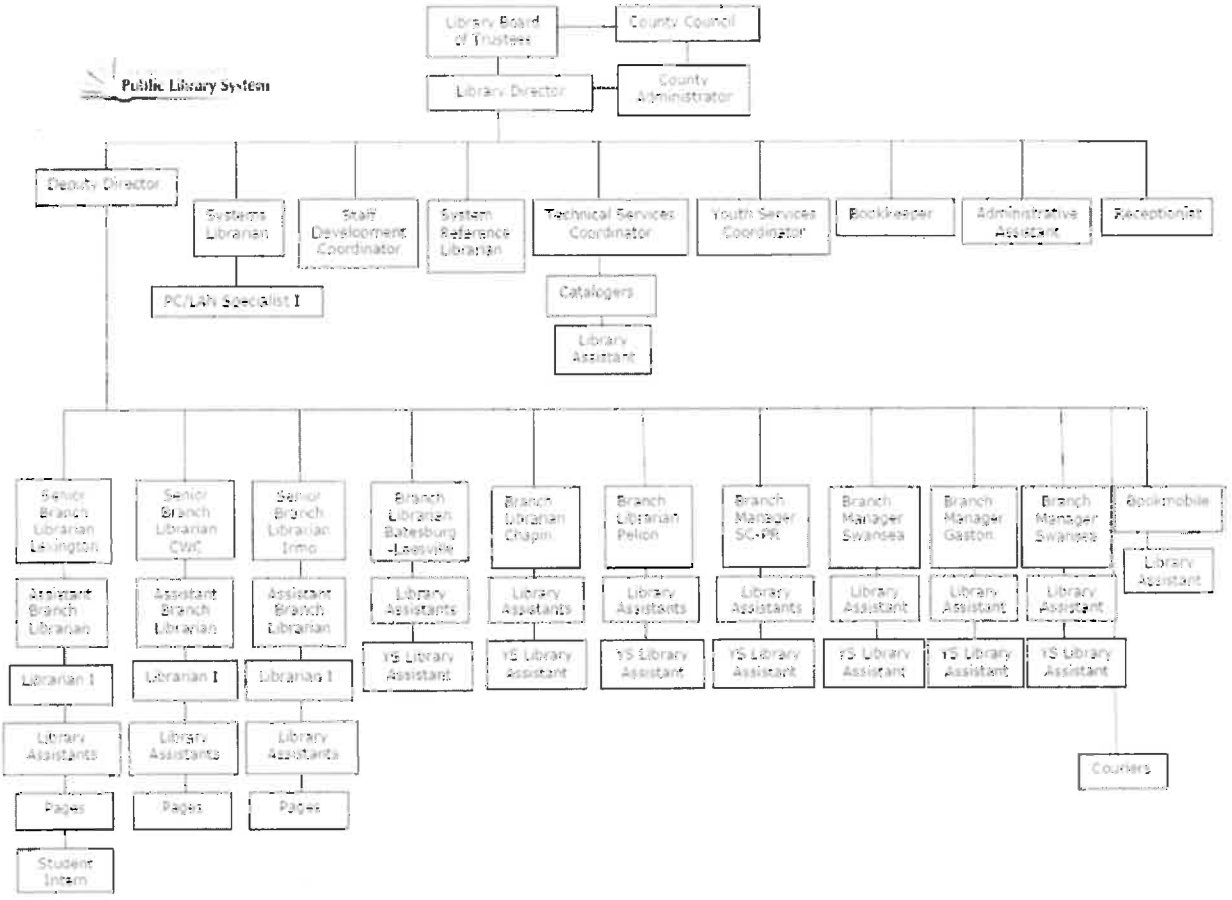
Library Board of Trustees
County Council
Public Library System
Library Director
County Administrator
Deputy Director
Systems Librarian
Staff Development Coordinator
System Reference Librarian
Technical Services Coordinator
Youth Services Coordinator
Bookkeeper
Administrative Assistant
Receptionist
PC/LAN Specialist I
Catalogers
Library Assistant
Senior Branch Librarian Lexington
Senior Branch Librarian CWC
Senior Branch Librarian Irmo
Branch Librarian Batesburg-Leesville
Branch Librarian Chapin
Branch Librarian Pelion
Branch Manager SC-PR
Branch Manager Swansea
Branch Manager Gaston
Branch Manager Swansea
Bookmobile
Library Assistant
Assistant Branch Librarian
Assistant Branch Librarian
Assistant Branch Librarian
Library Assistants
YS Library Assistant
Librarian I
Librarian I
Librarian I
Library Assistants
Library Assistants
Library Assistants
Pages
Pages
Pages
Student Intern
Couriers

LIBRARY ACCOUNTS BY BRANCH

520103 – LANDSCAPE/GROUNDS MAINTENANCE **$39,793**

230005 - $0.00
230010 – 3,736
230020 – 6,370
230030 – 2,981
230040 – 5,390
230050 – 3,553
230055 – $3,736
230060 – 2,818
230070 – 3,430
230080 – 3,369
230090 – 4,410

520200 - Contracted Services **$68,838**

230005 - $0.00
230010 – 4,569
Cleaning service – 4,079
Pest control – 240 plus 250 for flea treatment - 490

230020 – 1,000
Pest control – 500 plus 250 for flea treatment - 750
Elevator and Wheelchair Lift inspections – 250

230030 – 38,038
Security guard – 36,868
Pest control – 420 plus 250 for flea treatment - 670
Sprinkler System Test - 500

230040 – 670
Pest control – 420 plus 250 for flea treatment - 670

230050 – 5,694
Pest control – 500 plus 250 for flea treatment - 750
Cleaning service – 4,944

230055 – 3,511
Cleaning service – 2,781
Pest control – 480 plus 250 for flea treatment - 730

230060 – 3,511
Cleaning service – 2,781
Pest control – 480 plus 250 for flea treatment - 730

LIBRARY ACCOUNTS BY BRANCH

230070 – 3,511
Cleaning service – 2,781
Pest control – 480 plus 250 for flea treatment - 730

230080 – 4,816
Pest control – 240 plus 250 for flea treatment - 490
Cleaning service – 4,326

230090 – 3,518
Cleaning service – 3,028
Pest Control – 240 plus 250 for flea treatment - 490

520231 – GARBAGE PICKUP SERVICE **$3,811**

230005 - $0
230010 – 387
230020 – 730
230030 – 730
230040 – 580
230050 – 387
230055 – $387
230060 – 0
230070 – 387
230080 – 0
230090 – 223

521000OFFICE SUPPLIES **$28,400**

230005 - $7,000
230010 - 1,600
230020 - 5,650
230030 - 4,500
230040 - 4,700
230050 - $700
230055 - 800
230060 - 850
230070 - 800
230080 - 1,000
230090 - 800

Office supplies include all necessary supplies for daily operation, including pens, pencils, ribbons, ink cartridges, printed forms, toner, computer paper, file folders, and other miscellaneous items. The amount for Account #230005 reflects the cost of materials used both in the administrative offices and in system-wide programs.

521100 - DUPLICATING **$8,921**

230005 - $2,800.00
230010 - 871.00
230020 - 1,000.00
230030 - 1,200.00
230040 - 900.00
230050 - $200.00
230055 - 200.00
230060 - 400.00
230070 - 600.00
230080 - 500.00
230090 - 250.00

Pays for paper and the per-copy cost for internal use of the public photocopiers.

LIBRARY ACCOUNTS BY BRANCH

521200 – OPERATING SUPPLIES **$43,700**

230005 - $26,900	230050 - $1,400
230010 - 1,100	230055 - 1,200
230020 - 3,000	230060 - 500
230030 - 3,600	230070 - 1,000
230040 - 3,500	230080 - 1,200
	230090 - 300

With the exception of Account #230005 (Administration), the items spent out of this account for each branch include all general housekeeping supplies for each building, such as paper towels, toilet tissue, soap, cleaning supplies, etc. used by library staff and contracted cleaning services. It also includes library-specific supplies such as promotional materials for branch programs and circulation materials (cards, boxes, etc.).

- The amount in #230005 includes supplies such as all housekeeping and cleaning supplies for the main library building; all processing supplies for the books and audiovisual materials that are purchased each year (book covers, labels, tapes and glues, repair materials, cases for videos and audio tapes, security strips, etc.); library cards for the patrons; and supplies such as promotional material for system-wide programs such as the summer reading program.

524000 – BUILDING INSURANCE **$18,843**

230005 - 0	230050 - $2,034
230010 - 1,680	230055 - 933
230020 - 3,783	230060 - 1,140
230030 - 3,600	230070 - 641
230040 - 1,969	230080 - 2,238
	230090 - 825

Premiums based on information from Risk Management.

524201 – GENERAL TORT LIABILITY INSURANCE **$2,857**

230005 - $978	230050 - $95
230010 - 119	230055 - 48
230020 - 523	230060 - 48
230030 - 404	230070 - 48
230040 - 451	230080 - 95
	230090 - 48

Premiums based on information from Risk Management.

LIBRARY ACCOUNTS BY BRANCH

524202 – SURETY BONDS **$0**

230005 - $0
230010 – 0
230020 – 0
230030 – 0
230040 – 0
230050 – 0
230055 – 0
230060 – 0
230070 – 0
230080 – 0
230090 – 0

Premiums based on information from Risk Management. Pay only every three years.

525000 - TELEPHONE **$33,070**

230005 - $6,539
12 lines @ 20.07/line/month=2,891
16 lines @ 19.00/line/month=3,648

230010 – 1,962
3 lines @ 52.22/line/month=1880
Foreign listing@6.80/month=82

230020 – 6,007
9 lines @ 20.07/line/month=2,168
16 lines @ 19.00/line/month=3,648
3 lines @ 5.30/line/month=191

230030 - 4,056
6 lines @ 52.22/line/month=3,760
1 line@24.60/month=296

230040 – 4,527
7 lines @ 52.22/line/month=4,387
Additional listings @ 3.66/month=44
Memory call @ 7.95/month=96

230050 – 1,945
3 lines @ 52.22/line/month=1,880
Additional/foreign listings @ 5.36/month=65

230055 – 2,622
6 lines @ 19.00/line/month=1,368
2 lines @ 52.22/line/month=1,254

LIBRARY ACCOUNTS BY BRANCH

230060 – 1,609
6 lines @ 19.00/line/month=1,368
1 line @ 20.07/line/month=241

230070 – 2,207
4 lines @ 19.00/line/month=912
1 line @ 52.22/line/month=627
1 line @ 53.60/month=644
Additional listing @ 1.96/month=24

230080 – 684
3 lines @ 19.00/line/month=684

230090 – 912
4 lines @ 19.00/line/month=912

The amount per line is based on the County contract pricing with Comporium, including taxes & fees.

525041 – EMAIL SERVICE CHARGES **$7,768**

230005 -	$2,086	230050 -	$251
230010 -	418	230055 -	251
230020 -	1,252	230060 -	251
230030 -	1,171	230070 -	251
230040 -	1,252	230080 -	334
		230090 -	251

Cost based on $6.75/account/month

525100 - POSTAGE **$13,200**

230005 -	$1,600	230050 -	$400
230010 -	700	230055 -	650
230020 -	2,700	230060 -	250
230030 -	2,200	230070 -	500
230040 -	3,500	230080 -	500
		230090 -	200

Covers the cost of mailing letters and notices to patrons about overdue items or to promote public programs, books for interlibrary loan, etc.

LIBRARY ACCOUNTS BY BRANCH

525377 - UTILITIES **$352,775**

230005 -	$0	230050 -	$16,480
230010 -	16,480	230055 -	10,815
230020 -	134,930	230060 -	8,240
230030 -	58,710	230070 -	9,785
230040 -	72,100	230080 -	14,420
		230090 -	10,815

SECTION VI. C. - OPERATING LINE ITEM NARRATIVES

ORGANIZATION 230099 – LIBRARY/NON-DEPARTMENTAL

520100 – CONTRACTED MAINTENANCE **$23,055**

Note: Costs obtained from quotes provided by maintenance vendors or county contracts.

Microfilm Reader/Printers (4) – 3,997
Telephone system at Batesburg, Irmo, & Pelion branches – 3,066
Telephone system at Cayce-West Columbia Branch – 1,130
Security System for all 10 buildings – 3,339
Elevators (6) – 4,326.00
Photocopiers (2) – 1,880
Fire Extinguishers – 1,000
3M Resensitizers – 557
3M Book Theft Detection Systems – 3,657
Garage Door – 103

520200 - CONTRACTED SERVICES **$42,000**

Labor for consultation to the automation system and repairs/upgrades to network equipment – 8,000
Collection agency services to retrieve long overdue materials and unpaid fines – 34,000

Note: Collection agency costs are more than offset by revenue generated. We actually receive four times the service costs in the recovered funds and materials we get back.

520206 – BACKGROUND HISTORY SCREENING **$500**

520220 – BOOK BINDING **$250**

Books that become worn out or damaged and cannot be replaced because of cost or being out of print can be rebound. This helps preserve important books that contain needed information.

520233 – TOWING SERVICE **$500**

520242 – HAZARDOUS MATERIALS DISPOSAL **$800**

For disposal of fluorescent light bulbs which contain Mercury. Clean up of bio-hazard materials.

520300 – PROFESSIONAL SERVICES **$27,000**

This line item includes funds for System program presenters for such areas as the Summer Reading Programs for children and adults and staff in-service programs.

520303 – ACCOUNTING/AUDITING SERVICES **$2,700**

The Library's share of the County's audit.

520400 – ADVERTISING & PUBLICITY **$6,982**

These funds will be used to pay for ads in area newspapers or in other media for position openings; telephone book advertising; and printing costs relating to programs and services the library provides. Public relations are vital to the library's informing people of all that is available.

ORGANIZATION 230099 – LIBRARY/NON-DEPARTMENTAL

520500 – LEGAL SERVICES **$1,500**

These funds will pay for attorney fees related to legal services for the Library.

520702 – TECHNICAL CURRENCY & SUPPORT **$94,634**

Note: Costs obtained from quotes provided by maintenance/service vendors.

Polaris Integrated Library System (Software Maintenance and Upgrades) – 76,118
Business Oriented Software (BOSS) – 1,855
Internet Filtering Software – 2,876
Software House Intl (Ghost and Webtrends) - 240
LPT1 Print Management/PC Reservation – 3,463
VMWare (Antivirus) – 6,020
Software House Intl (Deepfreeze) – 862
Dell Extended Warranty on servers (2) - 3,200

520703 – COMPUTER HARDWARE MAINTENANCE **$16,104**

Note: Costs obtained from quotes provided by maintenance/service vendors.

DataNetwork Solutions (switches, firewalls, routers) – 12,665
DataNetwork Solutions (Internet Traffic Shaper) – 3,439

522000 – BUILDING REPAIRS AND MAINTENANCE **$45,000**

This account provides funds to purchase materials and services to make repairs to any of the ten buildings in the library system. The amount in this line item will increase as buildings age.

522001 - CARPET/FLOOR CLEANING **$5,500**

This is an estimate for the Main Library and most of the other branches based on the County contract cost per square foot.

522200 – SMALL EQUIPMENT REPAIRS & MAINTENANCE **$6,000**

Funds will be used to make repairs to such small equipment as fax machines, typewriters, printers, computers, etc. The amount is based on past history over the last several years, as well as repairing some equipment instead of purchasing new.

522300 – VEHICLE REPAIRS & MAINTENANCE **$4,600**

The library has four vehicles: a bookmobile, 2 vans, and a utility vehicle.

524100 – VEHICLE INSURANCE **$2,184**

This amount will cover four vehicles: the bookmobile, 2 vans, and utility vehicle. Amount based on information provided by Risk Manager.

524101 – COMPREHENSIVE INSURANCE **$250**

Amount based on information provided by Risk Manager.

524900 – DATA PROCESSING EQUIPMENT INSURANCE **$1,100**

Covers computers, servers, and network devices. Amount based on information provided by Risk Manager

ORGANIZATION 230099 – LIBRARY/NON-DEPARTMENTAL

525004 – WAN SERVICE CHARGE **$1,500**

This is a charge set by the State DSIT office for access to the broadband network put in place for all schools and libraries in the state.

525020 – PAGERS AND CELL PHONES **$2,144**

This amount represents the cost for seven mobile telephones (Bookmobile, 2 courier vans, Systems Librarian, and one each in Irmo and Cayce-West Columbia Branches for tornado notification.

525021 – SMART PHONE **$2,134**

This amount represents the cost of a Smart Phone for the Director and Deputy Director to be able to communicate with staff and other agencies throughout the day and night if needed.

525210 – CONFERENCE & MEETING EXPENSES **$7,500**

This appropriation is used for staff to attend state, regional, and national conferences and related meetings directly related to library service. It also includes funds for staff to attend regularly scheduled educational workshops, training courses, and continuing education programs. Particularly important is sending selected staff, especially in Information Services, to classes relating to computer/network certification requirements. Other more general meetings include the annual meeting of the South Carolina Library Association, the Public Library Association, and training programs for youth services staff. Most of the training activities are provided by the South Carolina State Library, the USC School of Library Science, and Midlands Technical College. These programs allow staff to keep up with current developments in libraries and their services. Specific conference information and course descriptions are made available throughout the year, and we choose staff to attend by who will receive the most benefit for their specific area of specialization.

525211 – LIBRARY BOARD EXPENSES **$2,200**

The Library Board meets monthly, with special called meetings on occasion. These funds provide a lunch during regular meetings, travel expenses on Library business, costs for workshops or conferences, and other expenses directly related to Board business.

525230 – SUBSCRIPTIONS, DUES, AND BOOKS **$156,500**

The largest expenditure in this account is for all the periodicals and newspapers that the Library purchases for all the branches. It also includes the cost of subscribing to on-line cataloging databases, downloadable audio and e-books, and research databases through the Internet that are made available to the public in each branch as well as at home. A small amount is used to pay for the dues to professional organizations such as the South Carolina Library Association.

525240 – PERSONAL MILEAGE REIMBURSEMENT **$15,000**

These funds pay mileage expenses for staff who are required to travel within the library system as part of their job as well as for those attending local and regional meetings and workshops that do not require overnight travel. The amount of travel is increasing as we provide more in-house training rather than send staff to outside meetings as well as staff who fill in at branches other than their own to cover absences of a staff member.

525250 – MOTOR POOL REIMBURSEMENT **$250**

525400 – GAS, FUEL & OIL **$15,000**

Provides funds for gas, diesel fuel, and oil for our four vehicles. Based on $3.45 per gallon estimate from Fleet Services multiplied by average use of 4,200 gallons per year.

ORGANIZATION 230099 – LIBRARY/NON-DEPARTMENTAL

525600 – UNIFORMS & CLOTHING **$550**

Provides uniforms for the library's custodial workers.

526500 – LICENSES & PERMITS **$3,985**

Pays for the licenses for all branches required to show copyrighted films to the public.

SECTION VI. D. – CAPITAL LINE ITEM NARRATIVES

ORGANIZATION 230099 – LIBRARY/NON-DEPARTMENTAL

540000 – SMALL TOOLS & MINOR EQUIPMENT **$14,000**

These funds are used to purchase items costing under $500.00.

540002 - MICROFORMS **$5,671**

Purchased with these funds are back issues of periodicals on microfilm and microfiche and genealogical material on microfilm, such as census records.

540004 – CD-ROM PURCHASES/SUBSCRIPTIONS **$500**

The Library provides a few CD-ROM databases on its automation system as well as databases available on the World Wide Web.

540006 – LIBRARY MATERIALS (BOOKS, AUDIOVISUAL) **$1,025,000**

This account is the main account for purchasing the books, eBooks and audio visual materials (videos, audiobooks, etc.) for all the Main Library and all the branch libraries in the library system.

540010 – MINOR SOFTWARE **$4,000**

This account is used for purchasing general office software and library-specific minor software.

5A New Energy Management System **$ 9563**

Adding Batesburg-Leesville to the Novar System for Energy efficiency. Recommended by Building Services.

5A New Carpet Flooring at Cayce-West Columbia **$70,169**

Existing carpet has been down since 1993, under the recommendation of Building Service Manager this needs to be replaced.

5A New Vinyl Flooring at Irmo in Meeting Room **$9,058**

Existing carpet needs to be replaced per Building Service Manager.

5A New interior lights in Cayce-West Columbia **$60,000**

Existing interior lighting at Cayce-West Columbia needs to be replaced for energy efficient building.

COUNTY OF LEXINGTON
New Program Request
Fiscal Year - 2013-2014

2300 Fund Title: Library Operations
230010 Organization Title: Library/Batesburg-Leesville Branch Library
Program # Program Title: Add (1) Part-time Library Assistant I

Object Code	Expenditure Classification	Total 2013-2014 Requested
	Personnel	
510100	Salaries #___	
510300	Part Time #___	11,503
511112	FICA Cost	880
511113	State Retirement	1,219
511114	Police Retirement	
511120	Insurance Fund Contribution #___	
511130	Workers Compensation	34
511131	S.C. Unemployment	
	*** Total Personnel**	13,636
	Operating Expenses	
520100	Contracted maintenance	
520200	Contracted Services	
520300	Professional Services	
520400	Advertising	
521000	Office Supplies	
521100	Duplicating	
521200	Operating Supplies	
522100	Equipment Repairs & Maintenance	
522200	Small Equipment Repairs & Maint.	
522300	Vehicle Repairs & Maintenance	
523000	Land Rental	
524000	Building Insurance	
524100	Vehicle Insurance #___	
524101	Comprehensive Insurance #___	
524201	General Tort Liability Insurance	
524202	Surety Bonds	
525000	Telephone	
525100	Postage	
525210	Conference & Meeting Expenses	
525230	Subscriptions, Dues, & Books	
525377	Utilities -	
525400	Gas, Fuel, & Oil	
525600	Uniforms & Clothing	
526500	Licenses & Permits	
	*** Total Operating**	
	**** Total Personnel & Operating**	13,636
	**** Total Capital (From Section II)**	
	***** Total Budget Appropriation**	13,636

SECTION V. – PROGRAM OVERVIEW

New Part time Position Requested for FY 2013 – 2014

Batesburg – Leesville Branch Library

The Batesburg – Leesville Branch Library is one of the three medium size branch libraries of the Lexington County Library System. It is open 56 hours per week, including, five 9 hour week days and twelve total weekend hours. The medium size branch, Pelion is open 40 hours per week and the other medium size branch, Chapin is open 44 hours per week. Both Pelion and Chapin are closed on Sunday and have reduced Monday through Sunday hours in comparison to Batesburg-Leesville. The Batesburg-Leesville (BA-LE) Branch has 5.0 FTE, Chapin has 4.5 and Pelion has 4.0.

Statistics indicate heavy public computer usage in BA-LE, specifically in job related transactions, as is indicative of the western end of the County. Library services continue to change and evolve and staff members are responsible for traditional circulation job duties, but they also are responsible for assisting the public with their computer and research needs. The community relies on this branch library to provide both technological, educational and recreational information and services. The branch, the "hub of the community" has had requests for additional outreach programming through their partnerships with the schools, daycares, the Chamber of Commerce, and other community organizations, as well as, an increases in adult programs, such as legal, health and financial workshops, especially for senior citizens.

BA-LE's FTE is less than both of the other medium branches. In order to cover all services hours, it is not unusual for only one staff member to be working in the building and to be responsible for all public services, from technological assistance to checking out books and DVDs, three to four hours a week.

Therefore, I am requesting that a new part time Library Assistant I be added (total funding $13,636). In order to maintain the high quality level of service to the citizens of Lexington County and to ensure the safety of the employees in the Batesburg – Leesville Branch Library this part time position is a necessity.

SECTION III

COUNTY OF LEXINGTON
New Program Request
Fiscal Year - 2013-2014

2300 Fund Title: Library Operations
230060 Organization Title: Library/Swansea Branch Library
Program #_____ Program Title: Additional Hours Part-time Library Assistant I

Object Code	Expenditure Classification	Total 2013-2014 Requested
	Personnel	
510100	Salaries #___	
510300	Part Time #___	1,272
511112	FICA Cost	97
511113	State Retirement	135
511114	Police Retirement	
511120	Insurance Fund Contribution #___	
511130	Workers Compensation	38
511131	S.C. Unemployment	
	*** Total Personnel**	1,542
	Operating Expenses	
520100	Contracted maintenance	
520200	Contracted Services	
520300	Professional Services	
520400	Advertising	
521000	Office Supplies	
521100	Duplicating	
521200	Operating Supplies	
522100	Equipment Repairs & Maintenance	
522200	Small Equipment Repairs & Maint.	
522300	Vehicle Repairs & Maintenance	
523000	Land Rental	
524000	Building Insurance	
524100	Vehicle Insurance #___	
524101	Comprehensive Insurance #___	
524201	General Tort Liability Insurance	
524202	Surety Bonds	
525000	Telephone	
525100	Postage	
525210	Conference & Meeting Expenses	
525230	Subscriptions, Dues, & Books	
525377	Utilities - _____	
525400	Gas, Fuel, & Oil	
525600	Uniforms & Clothing	
526500	Licenses & Permits	
	*** Total Operating**	
	**** Total Personnel & Operating**	1,542
	**** Total Capital (From Section II)**	
	***** Total Budget Appropriation**	1,542

SECTION V. – PROGRAM OVERVIEW

New Additional Part-time Hours Requested for FY 2013 – 2014

Swansea Library

In 1998 the Library's approved budget included funds to allow part time library staff to work up to 29 hours per week when necessary. The library system used this flexibility to cover time when staff were absent because of family illness, emergencies, vacation, sick or deaths in a family. A part time employee from any branch could substitute to cover another branch. This year the use of part time overtime (working up to 29 hours) was changed to include the time being covered by an employee within the affected cost center (branch library) only. This challenge has at times caused an employee to cover a small branch (such as the Swansea Branch) for up to an 8 hour day alone. Not only is this a safety issue, but it is beginning to affect the present staff's ability to handle public service at the quality level as was the case in the past.

I am requesting an additional 115 hours be added to a Part-time Library Assistant I at the Swansea Branch Library to be used during times that an employee will be alone, times when an employee is on vacation, and employee is on FMLA or times when an employee is presenting an outreach program outside the branch. This will not only allow coverage, but will continue to offer quality and timely customer service. In particular, this position would allow us to also augment technology related trainings, lifelong learning opportunities, and STEM programming for the public.

The Library wants to maintain our high quality service to the public, and provide a safe and secure place of employment for library employees, and these additional part-time hours will help us to do so.

COUNTY OF LEXINGTON
New Program Request
Fiscal Year - 2013-2014

2300 — Fund Title: Library Operations
230070 — Organization Title: Library/Gaston Branch Library
Program # — Program Title: Additional Hours Part-time Library Assistant I

Object Code	Expenditure Classification	Total 2013-2014 Requested
	Personnel	
510100	Salaries #	
510300	Part Time #	1,272
511112	FICA Cost	97
511113	State Retirement	135
511114	Police Retirement	
511120	Insurance Fund Contribution #	
511130	Workers Compensation	38
511131	S.C. Unemployment	
	*** Total Personnel**	1,542
	Operating Expenses	
520100	Contracted maintenance	
520200	Contracted Services	
520300	Professional Services	
520400	Advertising	
521000	Office Supplies	
521100	Duplicating	
521200	Operating Supplies	
522100	Equipment Repairs & Maintenance	
522200	Small Equipment Repairs & Maint.	
522300	Vehicle Repairs & Maintenance	
523000	Land Rental	
524000	Building Insurance	
524100	Vehicle Insurance #	
524101	Comprehensive Insurance #	
524201	General Tort Liability Insurance	
524202	Surety Bonds	
525000	Telephone	
525100	Postage	
525210	Conference & Meeting Expenses	
525230	Subscriptions, Dues, & Books	
525377	Utilities -	
525400	Gas, Fuel, & Oil	
525600	Uniforms & Clothing	
526500	Licenses & Permits	
	*** Total Operating**	
	**** Total Personnel & Operating**	1,542
	**** Total Capital (From Section II)**	
	***** Total Budget Appropriation**	1,542

New Program

SECTION V. – PROGRAM OVERVIEW

New Additional Part-time Hours Requested for FY 2013 – 2014

Gaston Library

In 1998 the Library's approved budget included funds to allow part time library staff to work up to 29 hours per week when necessary. The library system used this flexibility to cover time when staff were absent because of family illness, emergencies, vacation, sick or deaths in a family. A part time employee from any branch could substitute to cover another branch. This year the use of part time overtime (working up to 29 hours) was changed to include the time being covered by an employee within the affected cost center (branch library) only. This challenge has at times caused an employee to cover a small branch (such as the Gaston Branch) for up to an 8 hour day alone. Not only is this a safety issue, but it is beginning to affect the present staff's ability to handle public service at the quality level as was the case in the past.

I am requesting an additional 115 hours be added to a Part-time Library Assistant I at the Gaston Branch Library to be used during times that an employee will be alone, times when an employee is on vacation, and employee is on FMLA or times when an employee is presenting an outreach program outside the branch. This will not only allow coverage, but will continue to offer quality and timely customer service. In particular, this position would allow us to also augment technology related trainings, lifelong learning opportunities, and STEM programming for the public.

The Library wants to maintain our high quality service to the public, and provide a safe and secure place of employment for library employees, and these additional part-time hours will help us to do so.

COUNTY OF LEXINGTON
New Program Request
Fiscal Year - 2013-2014

2300 Fund Title: Library Operations
230090 Organization Title: Library/Gilbert-Summit Branch Library
Program # Program Title: Additional Hours Part-time Library Assistant I

Object Code	Expenditure Classification	Total 2013-2014 Requested
	Personnel	
510100	Salaries #___	
510300	Part Time #___	1,371
511112	FICA Cost	105
511113	State Retirement	145
511114	Police Retirement	
511120	Insurance Fund Contribution #___	
511130	Workers Compensation	41
511131	S.C. Unemployment	
	*** Total Personnel**	1,662
	Operating Expenses	
520100	Contracted maintenance	
520200	Contracted Services	
520300	Professional Services	
520400	Advertising	
521000	Office Supplies	
521100	Duplicating	
521200	Operating Supplies	
522100	Equipment Repairs & Maintenance	
522200	Small Equipment Repairs & Maint.	
522300	Vehicle Repairs & Maintenance	
523000	Land Rental	
524000	Building Insurance	
524100	Vehicle Insurance #___	
524101	Comprehensive Insurance #___	
524201	General Tort Liability Insurance	
524202	Surety Bonds	
525000	Telephone	
525100	Postage	
525210	Conference & Meeting Expenses	
525230	Subscriptions, Dues, & Books	
525377	Utilities -	
525400	Gas, Fuel, & Oil	
525600	Uniforms & Clothing	
526500	Licenses & Permits	
	*** Total Operating**	
	**** Total Personnel & Operating**	1,662
	**** Total Capital (From Section II)**	
	***** Total Budget Appropriation**	1,662

NEW PROGRAM

SECTION V. – PROGRAM OVERVIEW

New Additional Part-time Hours Requested for FY 2013 – 2014

Gilbert-Summit Library

In 1998 the Library's approved budget included funds to allow part time library staff to work up to 29 hours per week when necessary. The library system used this flexibility to cover time when staff were absent because of family illness, emergencies, vacation, sick or deaths in a family. A part time employee from any branch could substitute to cover another branch. This year the use of part time overtime (working up to 29 hours) was changed to include the time being covered by an employee within the affected cost center (branch library) only. This challenge has at times caused an employee to cover a small branch (such as the Gilbert Branch) for up to an 8 hour day alone. Not only is this a safety issue, but it is beginning to affect the present staff's ability to handle public service at the quality level as was the case in the past.

I am requesting an additional 115 hours be added to a Part-time Library Assistant I at the Gilbert Branch Library (funding $1662) to be used during times that an employee will be alone, times when an employee is on vacation, an employee is on FMLA or times when an employee is presenting an outreach program outside the branch. This will not only allow coverage, but will continue to offer quality and timely customer service. In particular, this position would allow us to also augment technology related trainings, lifelong learning opportunities, and STEM programming for the public.

The Library wants to maintain our high quality service to the public, and provide a safe and secure place of employment for library employees, and these additional part-time hours will help us to do so.

COUNTY OF LEXINGTON
LIBRARY ESCROW
Annual Budget
Fiscal Year - 2013-14

Object Code	Revenue Account Title	Actual 2011-12	Received Thru Dec 2012-13	Amended Budget Thru Dec 2012-13	Projected Revenues Thru Jun 2012-13	Requested 2013-14	Recommend 2013-14	Approved 2013-14
	***Library Escrow 2310:**							
	Revenues:							
410000	Current Property Taxes	0	0	10	10	10		
411000	Current Vehicle Taxes	3	0	10	10	10		
413000	Delinquent Taxes	0	0	10	10	10		
414000	Delinquent Tax Penalties	0	0	10	10	10		
417100	Fee in Lieu of Taxes	1,007	0	1,000	1,000	1,000		
417130	FILOT - Manufacturers Tax Exemption	138	0	125	125	125		
	Total Property Tax Revenue	1,148	0	1,165	1,165	1,165		
	Other Revenues:							
434900	Library Non-Resident User Fee	19,740	8,575	21,000	21,000	21,000		
461000	Investment Interest	110	51	250	250	250		
469100	Gifts & Donations	1,370	101	2,500	2,500	2,500		
	Total Other Revenue	21,220	8,727	23,750	23,750	23,750		
	**** Total Revenue**	22,368	8,727	24,915	24,915	24,915		
	*****Total Appropriation**				86,440	61,494		
	Capital Contingency - Add-Back				34,494			
	Capital Contingency - Carryforward					0 ~~34,494~~		
	FUND BALANCE Beginning of Year				48,874	21,843	21,843	21,843
	FUND BALANCE - Projected End of Year				21,843	(14,736) ~~19,758~~	21,843	21,843

Fund 2310
Division: Library
Organization: 230099 - Non-departmental

Object Code	Expenditure Classification	2011-12 Expenditure	2012-13 Expend. (Dec)	2012-13 Amended (Dec)	2013-14 Requested	***BUDGET*** 2013-14 Recommend	2013-14 Approved
	Operating Expenses						
521200	Operating Supplies	7,662	2,683	10,349	14,000		
	*** Total Operating**	**7,662**	**2,683**	**10,349**	**14,000**		
	Capital						
540001	Books	0	0	28,925	1,000		
540005	Gift & Donation Purchases	11,760	7,481	12,672	12,000		
549904	Capital Contingency	0	0	34,494	27,626		
	All Other Equipment	9,442	0	0	6,868		
	**** Total Capital**	**21,202**	**7,481**	**76,091**	**47,494**		
	***** Total Budget Appropriation**	**28,864**	**10,164**	**86,440**	**61,494**		

SECTION IV

COUNTY OF LEXINGTON
Capital Item Summary
Fiscal Year 2013-14

Fund # 2310 Fund Title: Library Escrow
Organization # 230099 Organization Title: Library/Non-Departmental
Program # _____ Program Title: _____

Qty	Item Description	***BUDGET*** 2013-2014 Requested Amount
540001	Books	1,000
540005	Gift & Donation Purchases	12,000
~~521200~~	~~Operating Supplies~~	~~14,000~~
549904	Capital Contingency	27,626
5A	(23) Perry Chairs for Internet Workstations	3,300
5A	(2) Eagle Smart Vacuums	3,568
		47,494 ~~61,494~~

SECTION VI - LINE ITEM NARRATIVES

SECTION VI A - LISTING OF REVENUES

434900 – LIBRARY NON-RESIDENT **$21,000**

This fee of $35.00 per person is collected from non-residents of Lexington County who wish to get a library card. The amount of the fee is based on the amount of taxes the average household in Lexington County pay for library service, including operating budget and bond repayment.

461000 – INVESTMENT INTEREST **$250**

469100 – GIFTS AND DONATIONS **$2,500**

The library receives each year gifts for purchasing items in memory of an individual.

SECTION VI C - OPERATING LINE ITEM NARRATIVES

521200 - Operating Supplies **$14,000**

These funds will be used to buy supplies and incentives for readers for the for the Summer Reading Program system wide.

SECTION VI D - CAPITAL LINE ITEM NARRATIVES

540001 - Books **$1,000**

We plan to supplement our regular materials budget by using funds in this Escrow account.

540005 - Gifts & Donation Purchases **$12,000**

This represents expenditures of regular gifts received by the library usually in memory or honor of a person. These funds are non-designated.

549904 - Capital Contingency **$27,626**

5A (23) Perry Chairs for Internet Workstations **$3,300**

Current chairs are worn and not durable for public use.

5A (2) Eagle Smart Vacuums **$3,568**

(1) Vacuum for Irmo Branch Library and (1) Vacuum for Cayce-West Columbia, both branch have wide areas and long halls, these vacuums are wider to cover more area in less time and is light weight for easy cleaning for custodian.

COUNTY OF LEXINGTON
LIBRARY STATE FUNDS
Annual Budget
Fiscal Year - 2013-14

Object Code	Revenue Account Title	Actual 2011-12	Received Thru Dec 2012-13	Amended Budget Thru Dec 2012-13	Projected Revenues Thru Jun 2012-13	Requested 2013-14	Recommend 2013-14	Approved 2013-14
	***Library State Funds 2330:**							
	Revenues:							
429000	State Aid	192,308	131,196	262,391	262,391	131,196		
461000	Interest Income	0	0	0	0			
	**** Total Revenue**	192,308	131,196	262,391	262,391	131,196		
	*****Appropriation Total**				262,397	131,196		
	FUND BALANCE Beginning of Year				7	1	1	1
	FUND BALANCE - Projected End of Year				1	1	1	1

Fund 2330
Division: Library Division
Organization: 230099 - Non-departmental

Object Code	Expenditure Classification	2011-12 Expenditure	2012-13 Expend. (Dec)	2012-13 Amended (Dec)	***BUDGET*** 2013-14 Requested	2013-14 Recommend	2013-14 Approved
	Operating Expenses						
520702	Technical Currency & Support	66,253	66,519	66,520	76,118		
525210	Conference, Meeting & Training Expenses	6,799	837	7,000	7,000		
	**** Total Operating Expenses**	**73,052**	**67,356**	**73,520**	**83,118**		
	Capital						
540006	Library Materials (Books, Audio Mat.)	97,816	3,127	128,603	26,478		
	All Other Equipment	21,443	14,437	60,274	21,600		
	**** Total Capital**	**119,259**	**17,564**	**188,877**	**48,078**		
	***** Total Budget Appropriation**	**192,311**	**84,920**	**262,397**	**131,196**		

SECTION IV

COUNTY OF LEXINGTON
Capital Item Summary
Fiscal Year 2013-14

Fund # 2330 Fund Title: Library State Aid Funds
Organization # 230099 Organization Title: Library/Non-Departmental
Program # Program Title:

Qty	Item Description	***BUDGET*** 2013-14 Requested Amount
540006	Library Materials (Books, Audio Mat,)	26,478
5A	Domain Dell Controller Server	2,600
5A	Cargo Van Chevrolet	19,000

** **Total Capital (Transfer Total to Section III)** **48,078**

SECTION V – STATE AID PROGRAM OVERVIEW

The amount used for budget purposes for State Aid for FY 2014 is $0.50 per capita, a figure that can be adjusted upward (or downward) if necessary.

The library will use the funds to continue our scheduled replacement program of PCs and monitors and related equipment. We will also use the funds to pay for the annual maintenance and software upgrades of our automation system. We will use some funds to pay for some training for our staff. State Aid funds are also designated for vehicle replacement when necessary. These funds always supplement our County budget for books, eBooks, and other library materials.

SECTION VI - LINE ITEM NARRATIVES

ORGANIZATION 230099 – LIBRARY/NON-DEPARTMENTAL
SECTION VI A - LISTING OF REVENUES

429000 –STATE AID **$131,196**

This amount of state aid is based on Legislature's estimated approval of $0.50 per capita. The County population in the 2010 Census was 262,391.

ORGANIZATION 230099 – LIBRARY/NON-DEPARTMENTAL
SECTION VI C - OPERATING LINE ITEM NARRATIVES

520702 - Technical Currency and Support **$76,118**

Software maintenance and all upgrades for all the library's Polaris automation system.

525210 - Conferences and Meeting Expense **$7,000**

Funds to allow our professional staff members to attend state and national conferences and meetings to further their expertise in their field. For example, South Carolina Library Association Annual Meeting and Polaris (ILS) user group meetings.

ORGANIZATION 230099 – LIBRARY/NON-DEPARTMENTAL
SECTION VI D - CAPITAL LINE ITEM NARRATIVES

540006 - Books **$26,478**
Library materials, books, audio-visual and downloadable titles.

5A - Domain Dell Controller Server **$2,600**
Existing Dell server warranty will not be extended.

5A - Cargo Van Chevrolet **$19,000**
~~Existing Dell server warranty will not be extended.~~
*See attached explanation

** Total Capital (Transfer Total to Section III) **$48,078**

Roben, Susan

From: BEDENBAUGH, DENISE
Sent: Monday, February 25, 2013 9:38 AM
To: Roben, Susan
Subject: Additional information for State Aid Program Overview Narrative

As designated by South Carolina state law, State Aid funds may be used to purchase vehicles for public service use in libraries. The cargo van requested per the Fleet Services Manager's replacement schedule is a courier vehicle that services all libraries in the library system. The library courier operation ensures that all materials circulate throughout the library system in a quick, efficient, and cost effective manner.

Dee
Denise H. Bedenbaugh
Director
Lexington County Public Library System
5440 Augusta Road
Lexington, SC 29072

LEXINGTON COUNTY
Public Library
100 YEARS OF SERVICE

COUNTY OF LEXINGTON
LIBRARY LOTTERY FUNDS
Annual Budget
Fiscal Year - 2013-14

Object Code	Revenue Account Title	Actual 2011-12	Received Thru Dec 2012-13	Amended Budget Thru Dec 2012-13	Projected Revenues Thru Jun 2012-13	Requested 2013-14	Recommend 2013-14	Approved 2013-14
	***Library Lottery Funds 2331:**							
	Revenues:							
429100	State Lottery Funds	32,252	35,846	35,846	35,846	0		
	**** Total Revenue**	32,252	35,846	35,846	35,846			
	*****Appropriation Total**				35,846	0		
	FUND BALANCE Beginning of Year				0	0	0	0
	FUND BALANCE - Projected End of Year				0	0	0	0

Fund 2331
Division: Library Division
Organization: 230099 - Non-departmental

Object Code	Expenditure Classification	2011-12 Expenditure	2012-13 Expend. (Dec)	2012-13 Amended (Dec)	***BUDGET*** 2013-14 Requested	2013-14 Recommend	2013-14 Approved
	Operating Expenses						
529903	Contingency	0	0	0	0		
	*** Total Operating**	**0**	**0**	**0**	**0**		
	**** Total Personnel & Operating**	**0**	**0**	**0**	**0**		
	Capital						
540000	Small Tools & Minor Equipment	0	0	0	0		
540006	Library Materials (Books, Audio Mat.)	1,341	0	106	0		
	All other Equipment	30,912	35,595	35,740	0		
	**** Total Capital**	**32,253**	**35,595**	**35,846**	**0**		
	***** Total Budget Appropriation**	**32,253**	**35,595**	**35,846**	**0**		

COUNTY OF LEXINGTON
SOLICITOR'S OFFICE
Annual Budget
Fiscal Year 2013-2014

Division: Judicial
Organization: 141200 - Solicitor

		Requested *Special Revenue*								*Requested* *Grants*			
	General Fund **1000**	Drug Court **2460**	Victim Witness Program **2500**	Narcotics Forfeiture Funds **2610**	Solicitor State Aid Funds **2611**	Pretrial Intervention Program **2612**	Worthless Check Unit **2613**	DUI/ Drug Case Prosecution Funds **2614**	Alcohol Education Program **2615**	DUI Prosecution Program **2461**	Community Juvenile Arbitration Grants **2501**	Elimination of Interfund Transfers	**Combined**
Prior Year Fund Balance	0	779	5,772	19,516	0	27	89,058	0	19,885	(4)	1,123		
Prior Year Contingency	0	0	65,317	91,087	168,171	0	103,942	0	54,520	0	0		
# of Employees	**[29]**	**[0.7]**	**[3.5]**	**[2]**	**[4.9]**	**[5]**	**[6.475]**	**[1]**	**[1.3]**	**[1]**	**[2.5]**		**[57.375]**
Revenues													
Eleventh Circuit State Supplement	0	0	0	0	311,184	0	0	0	0	0	0		311,184
Bond Escheatment	0	0	0	0	15,000	0	0	0	0	0	0		15,000
Program Income	0	2,100	48,919	10,000	0	313,502	161,626	78,183	48,000	0	0		662,330
State Grant Income	0	0	0	0	0	0	0	0	0	0	60,000		60,000
Federal Grant Income	0	0	0	0	0	0	0	0	0	75,000	0		75,000
Investment Interest	0	0	0	0	0	0	400	0	0	0	0		400
General Fund Revenue Sources	2,659,038	0	0	0	0	0	0	0	0	0	0	(114,412)	2,544,626
Oper Trn In From General Fund	0	27,000	24,000	0	0	0	0	0	0	0	63,412		114,412
Oper Trn In From Other Funds	0	0	0	0	0	0	0	0	0	0	42,000		42,000
Oper Trn In From Solicitor State Fund	0	27,000	83,117	0	0	0	0	0	0	0	0		110,117
***Total Funding**	**2,659,038**	**56,100**	**156,036**	**10,000**	**326,184**	**313,502**	**162,026**	**78,183**	**48,000**	**75,000**	**165,412**	**(114,412)**	**3,935,069**
Appropriations													
Personnel	2,150,755	55,997	225,222	91,087	379,435	309,567	301,633	77,478	79,453	71,309	149,480		3,891,416
Operating Expenses	357,468	882	3,029	0	4,803	3,962	53,093	705	42,952	3,687	14,954		485,535
Capital	36,403	0	0	0	0	0	300	0	0	0	2,101		38,804
Operating Transfer Out	114,412	0	0	0	110,117	0	0	0	0	0	0	(114,412)	110,117
***Total Appropriations**	**2,659,038**	**56,879**	**228,251**	**91,087**	**494,355**	**313,529**	**355,026**	**78,183**	**122,405**	**74,996**	**166,535**	**(114,412)**	**4,525,872**
Projected Ending Fund Balance	**0**	**0**	**(1,126)**	**29,516**	**0**	**0**	**0**	**0**	**0**	**0**	**0**		

SECTION I

COUNTY OF LEXINGTON
SOL / DRUG COURT
SUMMARY OF DEPARTMENTAL REVENUES
Annual Budget
FY 2013-14 Estimated Revenue

Fund: 2460
Division: SOLICITOR
Organization: 141200 - SOLICITOR

Object Code	Revenue Account Title	Actual FY10-11	Actual FY11-12	Anticipated FY12-13	Requested 2013-14	Recommend 2013-14	Approved 2013-14
	Revenues:						
431002	Drug Court Application Fee	1,800	2,499	2,300	2,100		
461000	Investment Interest	12	0	0	0		
801000	Op Trn from General Fund	27,000	27,000	27,000	27,000		
802611	Op Trn from Sol/State Fund	27,000	27,000	27,000	27,000		
	**** Total Revenue (Section II)**	55,812	56,499	56,300	56,100		
	***** Total Appropriation (Section III)**			57,625	56,879		
	FUND BALANCE Beginning of Year			2,104	779		
	FUND BALANCE - Projected End of Year			779	0		

SECTION II

COUNTY OF LEXINGTON
Proposed Revenues
Fines, Fees, and Other
Budget FY - 2013-2014

Fund #: 2460 Fund Name: Sol / Drug Court

Organ. #: 141200 Organ. Name: Solicitor

Revenue Code	Fee Title	Actual Fees FY 2010-11	Actual Fees FY 2011-12	12/31/2012 Year-to-Date FY 2012-13	Anticipated Fiscal Year Total FY 2012-13	Budget				
						Units of Service	Current Fee	Total Estimated Fees FY 2013-14	Proposed Fee Change	Total Proposed Estimated Fees FY 2013-14
431002	Drug Court Application Fee	$1,800	$2,499	$600	$2,300			$2,100		$2,100
461000	Investment Interest	$12	$0	$0	$0			$0		$0
801000	Op Trn from General Fund	$27,000	$27,000	$27,000	$27,000			$27,000		$27,000
802611	Op Trn from Sol/State Fund	$27,000	$27,000	$6,750	$27,000			$27,000		$27,000

SECTION III

COUNTY OF LEXINGTON
SOL / DRUG COURT
Annual Budget
Fiscal Year - 2013-14

Object Code	Revenue Account Title	Actual 2011-12	Received Thru Dec 2012-13	Amended Budget Thru Dec 2012-13	Projected Revenues Thru Jun 2012-13	Requested 2013-14	Recommend 2013-14	Approved 2013-14
	***Solicitor / Drug Court 2460:**							
	Revenues:							
431002	Drug Court Application Fee	2,499	600	2,300	2,300	2,100		
461000	Investment Interest	0	0	0	0	0		
801000	Op Trn from General Fund	27,000	27,000	27,000	27,000	27,000		
802611	Op Trn from Sol/State Fund	27,000	6,750	27,000	27,000	27,000		
	****Total Revenue**	56,499	34,350	56,300	56,300	56,100		
	*****Total Appropriations**				57,625	56,879		
	FUND BALANCE Beginning of Year				2,104	779		
	FUND BALANCE - Projected End of Year				779	0		

Fund 2460
Division: Judicial
Organization: 141200 - Solicitor

Object Code	Expenditure Classification	2011-12 Expend	2012-13 Expend (Dec)	2012-13 Amended (Dec)	2013-14 Requested	*BUDGET* 2013-14 Recommend	2013-14 Approved
	Personnel						
510100	Salaries & Wages - .70	41,904	20,082	41,772	41,772		
511112	FICA - Employer's Portion	3,060	1,465	3,196	3,196		
511113	State Retirement - Employer's Portion	4,004	2,129	4,428	4,428		
511120	Employee Insurance - .70	5,460	2,730	5,460	5,460		
511130	Workers Compensation	151	72	150	150		
519999	Personnel Contingency	0	0	991	991		
	*** Total Personnel**	**54,579**	**26,478**	**55,997**	**55,997**		
	Operating Expenses						
524201	General Tort Liability Insurance	53	26	55	54		
524202	Surety Bonds - 1	6	0	0	0		
524302	Court Ref Volunteer Liability Insurance	0	0	243	91		
525041	E-mail Service Charges -1	81	41	81	81		
529903	Contingency	0	0	1,249	656		
	*** Total Operating**	**140**	**67**	**1,628**	**882**		
	**** Total Personnel & Operating**	**54,719**	**26,545**	**57,625**	**56,879**		
	Capital						
	**** Total Capital**	**0**	**0**	**0**	**0**		
	***** Total Budget Appropriation**	**54,719**	**26,545**	**57,625**	**56,879**		

SECTION IV

COUNTY OF LEXINGTON
Capital Item Summary
Fiscal Year – 2013-2014

Fund #	2460	Fund Title:	Sol / Drug Court
Organization #	141200	Organization Title:	Solicitor
Program #		Program Title:	Sol / Drug Court

Qty	Item Description	BUDGET 2013-2014 Requested Amount
	Small Tools & Minor Equipment	0
	Minor Software	0

**** Total Capital (Transfer Total to Section III)** **0**

SECTION V. - PROGRAM OVERVIEW

Summary of Programs:

SOLICITOR'S DRUG COURT

Program:

Objectives:

To operate a non-traditional, multi-agency approach to the drug addicted, non-violent offenders referred from the Solicitor as diversion or condition of probation by placing such defendants in an intensive drug treatment program with judicial oversight to promote participant sobriety, responsibility and accountability. Upon completion, dismissal of diversion cases will occur. In probation cases, a recommendation is made to reduce or terminate probation.

Service Standards:

- To assist and advise the Solicitor's Office and Probation Agents with referrals to the program.
- To maintain accurate information on all referred and participating clients.

SERVICE LEVELS

Service Level Indicators:	Actual FY 10/11	Actual FY 11/12	Actual July - Dec FY 12/13	Estimated FY 12/13	Projected FY 13/14
Referred	45*	66	29	58	59
Applied	23	24	6	16	21
Failed to Apply[1]	21	-	-	-	-
Failed to Apply/Rejected[2]	-	42	23	42	38
Rejected[1]	11**	-	-	-	-
Active Cases	32	38	16	18	25
- Diversion	23	31	13	13	19
- Probation	9	4	1	3	5
- Transfer-In Cases	-	3	2	2	1
- Pending Start Dates	0	0	0	4	0
Terminated	10	14	4	13	8
Graduated	8	9	2	6	9

Glossary of Terms

- **Referred (FY 10-11)** - Cases that are sent to Drug Court by the Solicitor's Office and Probation
- **Referred (FY 11/12 to present)** -Any case referred to the program for pre-screening and eligibility consideration
- **Applied** - Individuals who apply to the program
- **Failed to Apply[1]** - Individuals who never appear in the office to apply
- **Failed to Apply/Rejected[2]** - All individuals who were deemed inappropriate at pre-screening and who failed to apply.
- **Rejected[1]** - Individuals who apply, but are not deemed appropriate for the program
- **Active Cases** - Individuals who are participating in the program.
- **Diversion** - Individuals who are referred by the Solicitor's Office, pre-sentence.
- **Probation** - Individuals who are referred by Probation, post-sentence/violations
- **Pending Start Date** - Individuals who are accepted and are waiting to begin the program.
- **Terminated** - Individuals who are discharged unsuccessfully from the program.
- **Graduated** - Individuals who successfully complete all requirements of the program.
- **Referred*[1]** - Drug Court is now pre-screening individuals for appropriateness to the program prior to formal referrals from the Solicitor's Office and Probation- Defense Attorneys are requesting pre-screenings for clients to request Drug Court as on option for their clients prior to going to court.
- **Rejected**[1]** - Since Drug Court is pre-screening clients prior to the formal referring process, those individuals deemed inappropriate are now being rejected and are accounted for in the Drug Court numbers.

Footnotes:

[1] Retired service level indicator code as of June 30, 2011
[2] New service level indicator as of July 1, 2011.
* Cases referred by Solicitor's Office and Probation Only (retired indicator as of June 30, 2011)
** Cases referred and pre-screened after June 30, 2011

SECTION VI. LINE ITEM NARRATIVES

SECTION VI. A. - SUMMARY OF REVENUES

431002 – DRUG COURT APPLICATION FEE **$2,100**

The Solicitor's Drug Court charges an application fee of $100. The fee is due upon application. However, the fee can be delayed in cases of indigence or if the defendant is still incarcerated at the time of application. Revenues are projected at 59 referrals with 21 applicants completing the pre-screen eligibility process, thus paying the fee within the fiscal year. 21 applicants x $100 application fee = $2,100.

461000 – INVESTMENT INTEREST **$0**

No investment interest is projected.

801000 – OP TRANSFER FROM GENERAL FUND **$27,000**

Lexington County established the first Drug Court in the State of South Carolina in 1996. Throughout its history, Drug Court has had countless success stories where hard core addicts were able to turn their lives around and become productive and taxpaying citizens of the County. Drug Court saves lives and saves money. Recidivism among Drug Court graduates is much lower than recidivism within the criminal justice program. The recidivism rate for Drug Court graduates is only 6.5% -7%, while the recidivism rate for Drug Court participants who start the program but don't graduate is approximately 15%. This compares favorably to the recidivism of persons being released from the South Carolina Department of Corrections, who have a recidivism rate of approximately 33% within three years after being released. Drug Court reduces the number of inmates incarcerated in the jail and the number of arrests made by law enforcement by lowering the demand for illegal substances. Solicitor Myers has always used his State Funds to sustain the Drug Court program since its inception. In FY13-14, it is estimated that the Lexington County Drug Court will graduate 9 people through the program and help approximately 25 others beat their addiction to drugs. Each person that completes the program is proud of his/her accomplishment and, with the addiction beaten, is able to become a productive citizen of Lexington County. This very worthwhile program is handled by a dedicated Circuit Court Judge who volunteers his time to run the program. This Judge has been with the program since its inception and continues to see the results and successes which this program generates for both the addicted person and society in general. Due to state budget cuts, the Solicitor is unable to fully fund this program. Accordingly, we are requesting continued financial assistance from Lexington County to sustain this cost-effective and meaningful program.

802611 – OP TRANSFER FROM SOLICITOR STATE FUNDS **$27,000**

The Solicitor's State Funds contribution to the Drug Court Program.

SECTION VI. B. - LISTING OF POSITIONS

Current Staffing Level:

Job Title	Positions	Full Time Equivalent General Fund	Other Fund	Total	Grade
Director	1		.70	.70	17
Total Positions	1		.70	.70	

This position requires insurance.

Organization chart is displayed in Fund 1000 of the Solicitor's (141200) FY 13-14 Budget Request.

SECTION VI. C. - OPERATING LINE ITEM NARRATIVES

524201 – GENERAL TORT LIABILITY INSURANCE **$54**
To cover the cost of general tort liability insurance coverage, per Risk Management.

524202 – SURETY BONDS **$0**
Surety Bonds were purchased in Fiscal Year 2011-12 and are scheduled for renewal in Fiscal Year 2014-15.

524302 – COURT REFERRED VOLUNTEER LIABILITY INSURANCE **$91**
This account is used to pay the cost of volunteer liability insurance to insure participants in our program while performing community service work. The Diversion Programs, Pre-Trial Intervention, Juvenile Arbitration, Drug Court and the Alcohol Education Program, hold one policy with CIMA and each of the 4 programs pays a percentage based upon the number of participants. Drug Court pays 5% of the total cost of $1,816 = $91.

525041 – E-MAIL SERVICE CHARGES **$81**
The cost of e-mail services is $6.75 per month per account. 1 account @ $6.75 per account times 12 months.

529903 – CONTINGENCY **$656**
To cover the costs of any unanticipated expenses of operating the program.

SECTION VI. D. - CAPITAL LINE ITEM NARRATIVES

CAPITAL REQUEST

No capital items are requested.

SECTION I

COUNTY OF LEXINGTON
SOL / DUI PROSECUTION PROGRAM
SUMMARY OF DEPARTMENTAL REVENUES
Annual Budget
FY 2013-14 Estimated Revenue

Fund: 2461
Division: SOLICITOR
Organization: 141200 - SOLICITOR

Object Code	Revenue Account Title	Actual FY10-11	Actual FY11-12	Anticipated FY12-13	Requested 2013-14	Recommend 2013-14	Approved 2013-14
	Revenues:						
457000	Federal Grant Income	18,507	73,694	91,652	75,000		
469900	Miscellaneous Revenue	0	58	0	0		
	**** Total Revenue (Section II)**	18,507	73,752	91,652	75,000		
	***** Total Appropriation (Section III)**			91,652	74,996		
	FUND BALANCE Beginning of Year			(4)	(4)		
	FUND BALANCE End of Year			(4)	0		

SECTION II

COUNTY OF LEXINGTON
Proposed Revenues
Fines, Fees, and Other
Budget FY - 2013-14

Fund #: 2461 Fund Name: Sol/ DUI Prosecution Program

Organ. #: 141200 Organ. Name: Solicitor

Revenue Code	Fee Title	Actual Fees FY 2010-11	Actual Fees FY 2011-12	12/31/2012 Year-to-Date FY 2012-13	Anticipated Fiscal Year Total FY 2012-13	Budget: Units of Service	Budget: Current Fee	Budget: Total Estimated Fees FY 2013-14	Budget: Proposed Fee Change	Budget: Total Proposed Estimated Fees FY 2013-14
457000	Federal Grant Income	$18,507	$73,694	$20,663	$91,652			$75,000		$75,000
5699000	Miscellaneous Revenue	$0	$58	$0	$0			$0		$0

SECTION III

COUNTY OF LEXINGTON
SOL / DUI PROSECUTION PROGRAM
Annual Budget
Fiscal Year - 2013-14

Object Code	Revenue Account Title	Actual 2011-12	Received Thru Dec 2012-13	Amended Budget Thru Dec 2012-13	Projected Revenues Thru Jun 2012-13	Requested 2013-14	Recommend 2013-14	Approved 2013-14
	***Solicitor / DUI Prosecution Program 2461:**							
	Revenues:							
457000	Federal Grant Income	73,694	20,663	91,652	91,652	75,000		
469900	Miscellaneous Revenue	58	0	0	0	0		
	****Total Revenue**	73,752	20,663	91,652	91,652	75,000		
	*****Total Appropriations**				91,652	74,996		
	FUND BALANCE Beginning of Year				(4)	(4)		
	FUND BALANCE - Projected End of Year				(4)	0		

Fund 2461
Division: Judicial
Organization: 141200 - Solicitor

Object Code	Expenditure Classification	2011-12 Expend	2012-13 Expend (Dec)	2012-13 Amended (Dec)	2013-14 Requested	*BUDGET* 2013-14 Recommend	2013-14 Approved
	Personnel						
510100	Salaries & Wages - 1	53,612	25,742	64,871	53,544		
511112	FICA - Employer's Portion	3,970	1,905	4,931	4,096		
511113	State Retirement - Employer's Portion	5,123	2,729	6,877	5,676		
511120	Employee Insurance - 1	7,800	3,900	9,750	7,800		
511130	Workers Compensation	193	93	234	193		
519999	Personnel Contingency	0	0	0	0		
	*** Total Personnel**	**70,698**	**34,369**	**86,663**	**71,309**		
	Operating Expenses						
521000	Office Supplies	90	0	372	368		
524201	General Tort Liability Insurance	23	11	36	24		
524202	Surety Bonds - 1	6	0	0	0		
525000	Telephone	0	0	243	243		
525021	Smart Phone Charges - 1	999	502	1,271	1,020		
525041	E-mail Service Charges -1	81	40	102	81		
525210	Conference, Meeting & Training Expense	646	680	1,480	800		
525240	Personal Mileage Reimbursement	1,212	512	1,485	1,151		
	*** Total Operating**	**3,057**	**1,745**	**4,989**	**3,687**		
	**** Total Personnel & Operating**	**73,755**	**36,114**	**91,652**	**74,996**		
	Capital						
540000	Small Tools & Minor Equipment	0	0	0	0		
540010	Minor Software	0	0	0	0		
	**** Total Capital**	**0**	**0**	**0**	**0**		
	***** Total Budget Appropriation**	**73,755**	**36,114**	**91,652**	**74,996**		

SECTION IV

COUNTY OF LEXINGTON
Capital Item Summary
Fiscal Year – 2013-2014

Fund #	2461	Fund Title:	Sol / DUI Prosecution Program
Organization #	141200	Organization Title:	Solicitor
Program #		Program Title:	Sol/DUI Prosecution Program

Qty	Item Description	BUDGET 2013-2014 Requested Amount
	Small Tools & Minor Equipment	0
	Minor Software	0

**** Total Capital (Transfer Total to Section III)** **0**

SECTION V. - PROGRAM OVERVIEW

Summary of Programs:

DUI Prosecution Program

Program:

Objectives:

To provide funding for a dedicated DUI prosecutor whose primary focus is the prosecution of South Carolina Highway Patrol DUI cases in Magistrates Courts throughout the Eleventh Judicial Circuit. When practicable, the prosecutor may also assist in the prosecution of DUI cases made by the South Carolina Highway Patrol and other local law enforcement agencies in all Courts within the Eleventh Judicial Circuit. A main goal of this program is to increase the number of successful prosecutions of DUI cases.

SECTION VI. LINE ITEM NARRATIVES

SECTION VI. A. – LISTING OF REVENUES

This budget is for a pass-through federal grant from the Office of Highway Safety, South Carolina Department of Public Safety. This grant runs on the federal fiscal year of October 1st to September 30th. The difference between federal and Lexington County budget years causes a single federal budget year to span two county budget years. The application for the fourth year of this grant was submitted in February of 2013. The fourth year grant award will begin in October of Lexington County fiscal year 2013-14. Based on the previous three years grant awards and the results being achieved, the Eleventh Judicial Circuit Solicitor's Office expects that a fourth year will be awarded in the amount of approximately $75,000.

This is a 100% federally funded grant, no match is required.

457000 – FEDERAL GRANT INCOME **$75,000**

The total projected funds of the grant award are estimated to be approximately $75,000. This is a 100% federally funded grant, no match is required.

SECTION VI. B. - LISTING OF POSITIONS

Current Staffing Level:

		Full Time Equivalent			
Job Title	**Positions**	**General Fund**	**Other Fund**	**Total**	**Grade**
Assistant Solicitor	1		1	1	19
Total Positions	1		1	1	

This position requires insurance.

Organization chart is displayed in Fund 1000 of the Solicitor's (141200) FY 13-14 Budget Request.

SECTION VI. C. - OPERATING LINE ITEM NARRATIVES

521000 – OFFICE SUPPLIES **$368**

To cover the cost of printer cartridges, envelopes, photo paper, paper, pens, note pads, paper clips, staples, tape, DVD-Rs, and CD-Rs for the Assistant Solicitor.

524201 – GENERAL TORT LIABILITY INSURANCE **$24**

To cover the cost of general tort liability insurance coverage, per Risk Management.

524202 – SURETY BONDS **$0**

Surety Bonds were purchased in Fiscal Year 2011-12 and are scheduled for renewal in Fiscal Year 2014-15.

525000 – TELEPHONE **$243**

To cover the cost of telephone service for the Assistant Solicitor.

525021 – SMART PHONE CHARGES **$1,020**

To cover the cost of smart phones charges and service for the Assistant Solicitor.

525041 – E-MAIL SERVICE CHARGES **$81**

The cost of e-mail services is $6.75 per month per account. 1 account @ $6.75 per account times 12 months.

525210 – CONFERENCE, MEETING & TRAINING EXPENSE **$800**

To cover the cost of continuing education conferences and courses for the Assistant Solicitor to maintain his/her license.

525240 – PERSONAL MILEAGE REIMBURSEMENT **$1,151**

To cover the cost of reimbursing the Assistant Solicitor for mileage when using his/her personal vehicle for work related business, to include traveling to Court.

SECTION VI. D. - CAPITAL LINE ITEM NARRATIVES

CAPITAL REQUEST

No capital items are requested.

SECTION I

COUNTY OF LEXINGTON
VICTIM WITNESS PROGRAM
SUMMARY OF DEPARTMENTAL REVENUES
Annual Budget
FY 2013-14 Estimated Revenue

Fund: 2500
Division: SOLICITOR
Organization: 141200 - SOLICITOR

Object Code	Revenue Account Title	Actual FY10-11	Actual FY11-12	Anticipated FY12-13	Requested 2013-14	Recommend 2013-14	Approved 2013-14
	Revenues:						
456100	Program Income	49,448	48,919	48,919	48,919		
461000	Investment Interest	14	1	0	0		
801000	Op Trn from General Fund	24,000	24,000	24,000	24,000		
802611	Op Trn from Solicitor State Fund	72,728	83,117	83,117	83,117		
	**** Total Revenue (Section II)**	146,190	156,037	156,036	156,036		
	***** Total Appropriation (Section III)**			234,302	228,251		
	Contingency:						
	Frozen Position - Director's w/fringes			(65,317)	(65,317)		
	Unused			4,378			
	FUND BALANCE						
	Beginning of Year			14,343	5,772		
	FUND BALANCE - Projected						
	End of Year			5,772	(1,126)		

SECTION II

COUNTY OF LEXINGTON
Proposed Revenues
Fines, Fees, and Other
Budget FY - 2013-2014

Fund #: 2500 Fund Name: Victim Witness Program

Organ. #: 141200 Organ. Name: Solicitor

Revenue Code	Fee Title	Actual Fees FY 2010-11	Actual Fees FY 2011-12	12/31/2012 Year-to-Date FY 2012-13	Anticipated Fiscal Year Total FY 2012-13	Budget: Units of Service	Budget: Current Fee	Budget: Total Estimated Fees FY 2013-14	Budget: Proposed Fee Change	Budget: Total Proposed Estimated Fees FY 2013-14
456100	Program Income	$49,448	$48,919	$10,156	$48,919			$48,919		$48,919
461000	Investment Interest	$14	$1	$0	$0			$0		$0
801000	Op Trn from General Fund	$24,000	$24,000	$24,000	$24,000			$24,000		$24,000
802611	Op Trn from Solicitor State Fund	$72,728	$83,117	$20,780	$83,117			$83,117		$83,117

SECTION III

COUNTY OF LEXINGTON
VICTIM WITNESS PROGRAM
Annual Budget
FY 2013-14 Estimated Revenue

Object Code	Revenue Account Title	Actual 2011-12	Received Thru Dec 2012-13	Amended Budget Thru Dec 2012-13	Projected Revenues Thru Jun 2012-13	Requested 2013-14	Recommend 2013-14	Approved 2013-14
	***Solicitor / Victim Witness Program 2500:**							
	Revenues:							
456100	Program Income	48,919	10,156	49,448	48,919	48,919		
461000	Investment Interest	1	0	0	0	0		
801000	Op Trn from General Fund	24,000	24,000	24,000	24,000	24,000		
802611	Op Trn from Solicitor State Fund	83,117	20,780	83,117	83,117	83,117		
	**** Total Revenue**	156,037	54,936	156,565	156,036	156,036		
	**** Total Appropriation**				234,302	228,251		
	Contingency:							
	Frozen Position - Director's w/fringes				(65,317)	(65,317)		
	Unused				4,378			
	Carryforward							
	FUND BALANCE							
	Beginning of Year				14,343	5,772		
	FUND BALANCE - Projected							
	End of Year				5,772	(1,126)		

COUNTY OF LEXINGTON
VICTIM WITNESS PROGRAM
Annual Budget
Fiscal Year - 2013-14

Fund: 2500
Division: Judicial
Organization: 141200 - Solicitor

Object Code	Expenditure Classification	2011-12 Expend	2012-13 Expend (Dec)	2012-13 Amended (Dec)	2013-14 Requested	*BUDGET* 2013-14 Recommend	2013-14 Approved
	Personnel						
510100	Salaries & Wages - 3.5	117,943	53,306	164,365	163,596		
511112	FICA Cost	8,482	3,761	12,574	12,515		
511113	State Retirement - Employer's Portion	10,904	3,297	17,423	17,341		
511120	Employee Insurance - 3.5	19,500	9,750	27,300	27,300		
511130	Workers Compensation	400	187	592	589		
511213	State Retirement - Employer's Portion (Retiree)	365	2,354	0	0		
519999	Personnel Contingency	0	0	3,898	3,881		
	*** Total Personnel**	**157,594**	**72,655**	**226,152**	**225,222**		
	Operating Expenses						
524201	General Tort Liability Insurance	150	75	155	155		
524202	Surety Bonds - 3.5	12	0	0	0		
525041	E-mail Service Charges - 4	162	81	324	324		
525210	Conference, Meeting & Training Expense	671	589	2,280	2,200		
525230	Subscriptions, Dues, & Books	0	319	350	350		
525240	Personal Mileage Reimbursement	0	0	493	0		
529903	Contingency	0	0	4,378	0		
	*** Total Operating**	**995**	**1,064**	**7,980**	**3,029**		
	**** Total Personnel & Operating**	**158,589**	**73,719**	**234,132**	**228,251**		
	Capital						
540000	Small Tools & Minor Equipment	0	0	0	0		
	All Other Equipment	0	169	170	0		
	**** Total Capital**	**0**	**169**	**170**	**0**		
	***** Total Budget Appropriation**	**158,589**	**73,888**	**234,302**	**228,251**		

SECTION IV

COUNTY OF LEXINGTON
Capital Item Summary
Fiscal Year – 2013-2014

Fund #	2500	Fund Title:	Victim Witness Program
Organization #	141200	Organization Title:	Solicitor
Program #		Program Title:	Victim Witness Program

Qty	Item Description	BUDGET 2013-2014 Requested Amount
	Small Tools & Minor Equipment	0
	Minor Software	0

**** Total Capital (Transfer Total to Section III)** **0**

SECTION V. - PROGRAM OVERVIEW

Summary of Programs:

Victim Witness Program

Program:

Objectives:

Our mission is to fully comply with South Carolina's constitutional and statutory laws governing provision of rights and services to crime victims in the Eleventh Judicial Circuit. These rights include, but are not limited to, the right to be treated with dignity and respect, input and consultation with the Solicitor's Office regarding disposition, notification of court hearings, court escort, explanation of options and services available, referrals to appropriate agencies, and reimbursement of certain expenses. The program seeks to provide these services in a comprehensive, yet cost effective, manner.

SECTION VI. LINE ITME NARRATIVES

SECTION VI. A. – LISTING OF REVENUES

451600 – PROGRAM INCOME **$48,919**

By annual budget provisos, the General Assembly requires the South Carolina Office of Victims Assistance (SOVA) to distribute funds to support victim services in Solicitors' Offices. These funds are not part of state support of the Solicitor's Office but are pass through funds distributed to the counties through SOVA.

461000 – INVESTMENT INTEREST **$0**

No investment interest is projected.

801000 – OP TRN FROM GENERAL FUND **$24,000**

Beginning in FY 2004-2005, Lexington County Council has authorized an operational transfer to help support mandated Victim Services within the County due to a lack of sufficient resources in other areas. This operational transfer has remained constant at $24,000 from FY 04-05 to present. Over this same time period, the Solicitor has directly supported Victim Services in Lexington County by operational transfers from Fund 2611, Solicitor State Funds. Over the past few years, the State has cut the allocated monies to support Victim Services. These cuts are in addition to the many "across the board" budget cuts which the State has imposed on various agencies. Through the retirement of one of our employees, the Solicitor has been able to reduce costs in this fund.

802611 – OP TRN FROM SOLICITOR STATE FUNDS **$83,117**

To provide funding to assist with State required services to victims of crimes.

SECTION VI. B. - LISTING OF POSITIONS

Current Staffing Level:

		Full Time Equivalent			
Job Title	**Positions**	**General Fund**	**Other Fund**	**Total**	**Grade**
Director	1		1	1	17
Victim Service Provider	2.5		2.5	2.5	13
Total Positions	3.5		3.5	3.5	

3.5 positions require insurance.

Organization chart is displayed in Fund 1000 of the Solicitor's (141200) FY 13-14 Budget Request.

SECTION VI. C. - OPERATING LINE ITEM NARRATIVES

524201 – GENERAL TORT LIABILITY INSURANCE **$155**

To cover the cost of general tort liability insurance coverage, per Risk Management.

524202 – SURETY BONDS **$0**

Surety Bonds were purchased in Fiscal Year 2011-12 and are scheduled for renewal in Fiscal Year 2014-15.

525041 – E-MAIL SERVICE CHARGES **$324**

The cost of e-mail is $6.75 per month per account. 4 accounts @ $6.75 per account times 12 months.

525210 – CONFERENCE, MEETING & TRAINING EXPENSE **$2,200**

State law requires Victim Service Providers to be certified by completing a set number of hours of annual training. The requested amount is to cover the cost of this training.

525230 – SUBSCRIPTIONS, DUES, & BOOKS **$350**

To cover the cost of dues and essential subscriptions and books related to being a Victim Service Provider.

525240 – PERSONAL MILEAGE REIMBURSEMENT **$0**

None.

529903 – CONTINGENCY **$0**

To cover the costs of any unanticipated expenses of operating this program.

SECTION VI. D. – CAPITAL LINE ITEM NARRATIVES

CAPITAL REQUEST

No capital items are requested.

SECTION I

COUNTY OF LEXINGTON
COMMUNITY JUVENILE ARBITRATION GRANT
SUMMARY OF DEPARTMENTAL REVENUES
Annual Budget
FY 2013-14 Estimated Revenue

Fund: 2501
Division: SOLICITOR
Organization: 141200 - SOLICITOR

Object Code	Revenue Account Title	Actual FY10-11	Actual FY11-12	Anticipated FY12-13	Requested 2013-14	Recommend 2013-14	Approved 2013-14
	Revenues:						
458000	State Grant Income	60,000	60,000	60,000	60,000		
461000	Investment Interest	20	2	0	0		
801000	Op Trn from General Fund	63,412	63,412	63,412	63,412		
802140	Op Trn from Temporary Alcohol Bev	42,000	42,000	42,000	42,000		
	**** Total Revenue (Section II)**	165,432	165,414	165,412	165,412		
	***** Total Appropriation (Section III)**			170,652	166,535		
	FUND BALANCE Beginning of Year			6,363	1,123		
	FUND BALANCE - Projected End of Year			1,123	0		

SECTION II

COUNTY OF LEXINGTON
Proposed Revenues
Fines, Fees, and Other
Budget FY - 2013-2014

Fund #: 2501 Fund Name: Community Juvenile Arbitration Grant

Organ. #: 141200 Organ. Name: Solicitor

Revenue Code	Fee Title	Actual Fees FY 2010-11	Actual Fees FY 2011-12	12/31/2012 Year-to-Date FY 2012-13	Anticipated Fiscal Year Total FY 2012-13	Budget				
						Units of Service	Current Fee	Total Estimated Fees FY 2013-14	Proposed Fee Change	Total Proposed Estimated Fees FY 2013-14
458000	State Grant Income	$60,000	$60,000	$30,000	$60,000			$60,000		$60,000
461000	Investment Interest	$20	$2	$0	$0			$0		$0
801000	Op Tm from General Fund	$63,412	$63,412	$63,412	$63,412			$63,412		$63,412
802140	Op Tm from Temporary Alcohol Bev	$42,000	$42,000	$21,000	$42,000			$42,000		$42,000

SECTION III

COUNTY OF LEXINGTON
COMMUNITY JUVENILE ARBITRATION GRANT
Annual Budget
FY 2013-14 Estimated Revenue

Object Code	Revenue Account Title	Actual 2011-12	Received Thru Dec 2012-13	Amended Budget Thru Dec 2012-13	Projected Revenues Thru Jun 2012-13	Requested 2013-14	Recommend 2013-14	Approved 2013-14
	***Solicitor / Community Juvenile Arbitration 2501:**							
	Revenues:							
458000	State Grant Income	60,000	30,000	60,000	60,000	60,000		
461000	Investment Interest	2	0	0	0	0		
801000	Op Trn from General Fund	63,412	63,412	63,412	63,412	63,412		
802140	Op Trn from Temporary Alcohol Bev	42,000	21,000	42,000	42,000	42,000		
	**** Total Revenue**	165,414	114,412	165,412	165,412	165,412		
	*****Total Appropriation**				170,652	166,535		
	FUND BALANCE Beginning of Year				6,363	1,123		
	FUND BALANCE - Projected End of Year				1,123	0		

COUNTY OF LEXINGTON
COMMUNITY JUVENILE ARBITRATION GRANT
Annual Budget
Fiscal Year - 2013-14

Fund: 2501
Division: Judicial
Organization: 141200 - Solicitor

Object Code	Expenditure Classification	2011-12 Expend	2012-13 Expend (Dec)	2012-13 Amended (Dec)	2013-14 Requested	*BUDGET* 2013-14 Recommend	2013-14 Approved
	Personnel						
510100	Salaries & Wages - 2	107,016	45,237	93,336	94,092		
510200	Overtime	217	0	0	0		
510300	Part-time - 1 (.5 - FTE)	16,559	8,053	16,568	16,568		
511112	FICA - Employer's Portion	8,699	3,695	8,408	8,466		
511113	State Retirement - Employer's Portion	8,968	2,768	11,650	11,730		
511120	Employee Insurance - 2	15,600	7,800	15,600	15,600		
511130	Workers Compensation	423	181	374	399		
511213	State Retirement - Employer's Portion (Retiree)	2,858	2,881	0	0		
519999	Personnel Contingency	0	0	2,607	2,625		
	*** Total Personnel**	**160,340**	**70,615**	**148,543**	**149,480**		
	Operating Expenses						
521000	Office Supplies	541	645	650	1,500		
521100	Duplicating	672	132	750	800		
521200	Operating Supplies	0	0	0	0		
521206	Training Supplies	0	0	0	0		
522200	Small Equipment Repairs & Maintenance	0	0	0	310		
524201	General Tort Liability Insurance	150	75	155	155		
524202	Surety Bonds - 3	15	0	0	0		
524301	Volunteer Liability Ins.	560	0	608	0		
524302	Court Ref Volunteer Liab Ins	1,005	0	1,090	636		
525000	Telephone	710	356	725	760		
525041	E-mail Service Charges - 3	243	122	243	243		
525100	Postage	2,280	1,143	2,200	2,500		
525210	Conference, Meeting & Training Expense	716	945	1,160	1,200		
525230	Subscriptions, Dues, & Books	70	90	200	200		
525240	Personal Mileage Reimbursement	1,617	871	1,650	1,900		
525250	Motor Pool Reimbursement	0	0	0	0		
529903	Contingency	0	0	9,472	4,750		
	*** Total Operating**	**8,579**	**4,379**	**18,903**	**14,954**		
	**** Total Personnel & Operating**	**168,919**	**74,994**	**167,446**	**164,434**		
	Capital						
540000	Small Tools & Minor Equipment	0	0	0	0		
	All Other Equipment	0	3,101	3,206	2,101		
	**** Total Capital**	**0**	**3,101**	**3,206**	**2,101**		
	***** Total Budget Appropriation**	**168,919**	**78,095**	**170,652**	**166,535**		

SECTION IV

COUNTY OF LEXINGTON
Capital Item Summary
Fiscal Year – 2013-2014

Fund #	2501	Fund Title:	Community Juvenile Arbitration
Organization #	141200	Organization Title:	Solicitor
Program #		Program Title:	Community Juvenile Arbitration

Qty	Item Description	**BUDGET** 2013-2014 Requested Amount
	Small Tools & Minor Equipment	0
	Minor Software	0
1	Advanced Network Printer with Accessories - RPL	2,101

**** Total Capital (Transfer Total to Section III)** **2,101**

SECTION V. - PROGRAM OVERVIEW

Summary of Programs:

Community Juvenile Arbitration Program

Program:

Objectives:

To provide a model community-based mediation/arbitration program that successfully diverts non-violent, first time juvenile offenders from the juvenile justice system, while promoting offender accountability, victim restitution, and the protection of the public. The program uses trained volunteers to conduct informal hearings in the community between law enforcement officers, victims and juvenile offenders. These Arbitrators act as mentors to many of the juvenile offenders by offering direction, guidance, and sanctions in their lives. The program must recruit, train, monitor and supervise an adequate number of community volunteers to handle 500-600 referrals annually. Community Juvenile Arbitration staff must recruit community service sites where juvenile offenders can repay the community by performing community service work. The Program offers restitution, community service and restorative justice to victims of crime. The restorative justice process is accomplished through engaging the victims throughout the arbitration process.

In 2013, the Lexington County Juvenile Arbitration Program has been in operation for 30 years and has served over 10,000 families in Lexington County. Lexington County, under the direction of Solicitor Myers, was the first County to establish a community based program to handle the needs of an overcrowded Juvenile Court System. The Lexington County Program is used as a model for Juvenile Arbitration Programs statewide. Currently, all 16 Judicial Circuits have a Juvenile Arbitration Program. Last year nearly 5,000 juveniles were diverted from the Juvenile Court System statewide saving an incredible amount of taxpayer dollars.

In November 2011, the Department of Juvenile Justice had a statewide evaluation of Arbitration Programs conducted by System Wide Solutions for calendar years 2007-2009. Lexington County had an eleven (11%) percent recidivism rate for that period. Juvenile offenders who participate in the Lexington County Juvenile Arbitration Program take ownership for their actions. Upon completion of the program, these juveniles become aware that their actions have consequences thus reducing the likelihood that they will reoffend as juveniles and adults.

Service Standards:

	SERVICE LEVELS				
Service Level Indicators:	**Actual FY 10/11**	**Actual FY 11/12**	**Actual July - Dec. FY 12/13**	**Estimated FY 12/13**	**Projected FY 13/14**
Cases referred	483	401	176	400	500
# Of arbitration hearings	366	291	128	280	350
# Of community service hours completed	2,393	2,474	1,189	2,200	2,500
Amount of victim restitution	$5,935	$3,774	$1,050	$2,000	$3,000
Charitable donations to local charities	$1,054	$ 370	$ 250	$ 400	$ 600

Statistics reflect closed cases. Statistical reports continue to reflect a substantially high rate of success for juveniles participating in the Arbitration process. The referrals come from the Department of Juvenile Justice, with the approval of a Family Court Solicitor.

SECTION VI. LINE ITEM NARRATIVES

SECTION VI. A. - LISTING OF REVENUES

458000 – STATE GRANT INCOME **$60,000**

Each year, a contract for services is entered into with the State Department of Juvenile Justice for the purpose of providing partial funding for the Juvenile Arbitration Program.

461000 – INVESTMENT INTEREST **$0**

No investment interest is projected.

801000 – OP TRN FROM GENERAL FUND **$63,412**

Additional funding necessary for the operation of a community based county-wide Arbitration Program. In FY 2009-2010, County Council reached an agreement with Solicitor Myers to provide $63,412 from the General Fund for the Arbitration Program. As part of the agreement, Solicitor Myers was to keep a key position vacant in his General Fund Budget and the cost savings of this vacant position would be applied to the Arbitration Program. The position has remained vacant since the agreement was reached and was eliminated from the General Fund Budget in FY 2012-13.

802140 – OP TRN FROM TEMPORARY ALCOHOL BEVERAGE FEE **$42,000**

South Carolina Code of Laws Section 61-6-2010(B)(1)(d). This Statute allows revenue to be collected and used by the municipality or county for twelve purposes. One of those purposes is "(d) local youth mentor programs to serve juvenile offenders under the jurisdiction of family court".

SECTION VI. B. – LISTING OF POSITIONS

Staffing Level:

Full Time Equivalent

Job Title	Positions	General Fund	Other Fund	Total	Grade
Director	1		1	1	17
Case Manager	1		1	1	11
Clerk	1		.5	.5	4
Total Positions	3		2.5	2.5	

2 of these positions require insurance.

Organization chart is displayed in Fund 1000 of the Solicitor's (141200) FY 13-14 Budget Request.

SECTION VI. C. - OPERATING LINE ITEM NARRATIVES

521000 – OFFICE SUPPLIES **$1,500**

To cover routine office supplies (paper, pencils, file folders, etc.) as well as major expenditures for the Arbitration Program, such as colored paper for the newsletter, and training materials, such as manuals and flip charts, markers, flyers and calendars.

521100 – DUPLICATING **$800**

This account is used to cover the cost of duplicating newsletters, incident reports, files for volunteer Arbitrators, law enforcement and victims.

521200 – OPERATING SUPPLIES **$0**

None.

521206 – TRAINING SUPPLIES **$0**

None.

522200 – SMALL EQUIPMENT REPAIRS & MAINTENANCE **$310**

The Juvenile Arbitration Program uses a high volume HP LaserJet printer which requires routine maintenance of replacing the printer's rollers and fuser unit. This request is to purchase a LaserJet maintenance kit for the LaserJet printer. The maintenance kit costs approximately $310.

524201 – GENERAL TORT LIABILITY INSURANCE **$155**

To cover the cost of general tort liability insurance coverage, per Risk Management.

524202 – SURETY BONDS **$0**

Surety Bonds were purchased in Fiscal Year 2011-12 and are scheduled for renewal in Fiscal Year 2014-15.

524301 – VOLUNTEER LIABILITY INSURANCE **$0**

The Solicitor's Office Diversion Programs have one policy with CIMA for volunteer liability insurance. This one policy is shared between the Pre-Trial Intervention Program, Drug Court, AEP and Juvenile Arbitration to reduce membership fees. In FY 2012-13, the policy was reevaluated which reduced the annual premium. Juvenile Arbitration pays for 35% of the policy. In the past, Juvenile Arbitration's portion of the policy was subdivided into two accounts (524301 - Volunteer Liability Insurance and 524302 - Court Ref Volunteer Liability Insurance). Since the reevaluation of the policy in the current fiscal year, the Juvenile Arbitration portion of the policy has been consolidated into one account, 524302 - Court Ref Volunteer Liability Insurance. Thus, no amount will be charged to account 524301 in FY 2013-14.

524302 – COURT REF VOLUNTEER LIABILITY INSURANCE **$636**

The Solicitor's Office Diversion Programs have one policy with CIMA for volunteer liability insurance. This one policy is shared between the Pre-Trial Intervention Program, Drug Court, AEP and Juvenile Arbitration to reduce membership fees. In FY 2012-13, the policy was reevaluated which reduced the annual premium. Juvenile Arbitration pays for 35% of the policy. In the past, Juvenile Arbitration's portion of the policy was subdivided into two accounts (524301 - Volunteer Liability Insurance and 524302 - Court Ref Volunteer Liability Insurance). Since the reevaluation of the policy in the current fiscal year, the Juvenile Arbitration portion of the policy has been consolidated into one account, 524302 - Court Ref Volunteer Liability Insurance. The FY 2013-14 premium is estimated to be $1,816 and Juvenile Arbitration pays 35% which is $635.60.

525000 – TELEPHONE **$760**

This account covers the costs for phone service on three phones.

525041 – EMAIL SERVICE CHARGES **$243**

The cost of e-mail services is $6.75 per month per account. 3 accounts @ $6.75 per account times 12 months.

525100 – POSTAGE **$2,500**

The Community Juvenile Arbitration program sends out at least four notices on every hearing, one to the law enforcement officer, the victim, the subject and the Arbitrator. Monthly newsletters are distributed to over 50 volunteers and interested parties to make them aware of scheduled prison tours, educational programs, program training, special monthly programs and events, recognition of volunteers and law enforcement officers. Juvenile apology letters, essays, and book reports are copied and mailed to the victims, schools, and volunteers. Quarterly reports and requisitions are made to the Department of Juvenile Justice. Electronic delivery is used whenever possible.

525210 – CONFERENCE, MEETING & TRAINING EXPENSE **$1,200**

To cover the costs of training/conferences; Victim's Service Provider Training, PTI, Volunteer Management and Social Worker state mandated certification hours and licensing requirements for the Director and Case Manager.

525230 – SUBSCRIPTIONS, DUES, & BOOKS **$200**

This account will pay for dues to the Pre-Trial Intervention Association and the Social Work License Fee for the Program Director.

525240 – PERSONAL MILEAGE REIMBURSEMENT **$1,900**

Community Juvenile Arbitration business is conducted via a personal vehicle by the Director and Case Manager. The Case Manager must travel to and supervise the Ropes Course, prison/jail tours, Adopt-A-Highway, Media Literacy, Get Smart, and special community service projects all around the county. An event or scheduled activity occurs weekly. These trips include traveling to prisons, to arbitrators' homes, to arbitration hearings, to community service sites and projects, to law enforcement offices, to schools, to counseling offices and many other places. The Case Manager is scheduled to recruit several new sites in the Gaston, Pelion, Swansea, Chapin and Batesburg-Leesville area, by driving out into the community, securing records checks on site supervisors and periodically checking on the site. The Director must attend State Office DJJ Arbitration Directors meetings, State budget meetings, volunteer meetings, volunteer training, Youth Worker and LRADAC meetings and speaking engagements to recruit new volunteers in the entire Circuit area.

525250- MOTOR POOL REIMBURSEMENT **$0**

None.

529903 – CONTINGENCY **$4,750**

To cover the costs of any unanticipated expenses of operating the program.

SECTION VI. D. - CAPITAL LINE ITEM NARRATIVES

CAPITAL REQUEST

5A – (1) ADVANCE NETWORK PRINTER WITH ACCESSORIES - RPL $2,101

The Juvenile Arbitration Program uses a HP LaserJet 4200 printer that was discontinued over 7 years ago. The printer has three paper trays, a duplexer and a 75 sheet envelope feeder. Routine maintenance has been preformed as required by the manufacturer; however, the printer is requiring maintenance more often to reduce paper jams and other critical errors that require a complete system shutdown to clear the error. This request is to replace the printer with a similar printer that has the same accessories.

(1) HP LaserJet M602dn or similar model Printer	$1,230
(1) 500 sheet input tray feeder	$256
(1) 75 sheet envelope tray feeder	$256
(1) Four year next Business Day Warranty	$359

SECTION I

COUNTY OF LEXINGTON
SOLICITOR / FORFEITURE (NARCOTICS) FUND
SUMMARY OF DEPARTMENTAL REVENUES
Annual Budget
FY 2013-14 Estimated Revenue

Fund: 2610
Division: SOLICITOR
Organization: 141200 - SOLICITOR

Object Code	Revenue Account Title	Actual FY10-11	Actual FY11-12	Anticipated FY12-13	Requested 2013-14	Recommend 2013-14	Approved 2013-14
	Revenues:						
438900	Auction Sales	3,154	0	0	0		
456400	Narcotics Confiscation	9,593	8,338	10,000	10,000		
461000	Investment Interest	0	0	0	0		
	**** Total Revenue (Section II)**	12,747	8,338	10,000	10,000		
	***** Total Appropriation (Section III)**			91,087	91,087		
	Contingency:						
	Frozen Positions -2/FT w/fringes			(91,087)	(91,087)		
	FUND BALANCE						
	Beginning of Year			9,516	19,516		
	FUND BALANCE - Projected						
	End of Year			19,516	29,516		

SECTION II

COUNTY OF LEXINGTON
Proposed Revenues
Fines, Fees, and Other
Budget FY - 2013-2014

Fund #: 2610 Fund Name: Solicitor Forfeiture (Narcotics) Fund

Organ. #: 141200 Organ. Name: Solicitor

						Budget				
Revenue Code	Fee Title	Actual Fees FY 2010-11	Actual Fees FY 2011-12	12/31/2012 Year-to-Date FY 2012-13	Anticipated Fiscal Year Total FY 2012-13	Units of Service	Current Fee	Total Estimated Fees FY 2013-14	Proposed Fee Change	Total Proposed Estimated Fees FY 2013-14
438900	Auction Sales	$3,154	$0	$0	$0			$0		$0
456400	Narcotics Confiscation	$9,593	$8,338	$3,205	$10,000			$10,000		$10,000
461000	Investment Interest	$0	$0	$0	$0			$0		$0

SECTION III

COUNTY OF LEXINGTON
SOLICITOR / FORFEITURE (NARCOTICS) FUND
Annual Budget
Fiscal Year - 2013-14

Object Code	Revenue Account Title	Actual 2011-12	Received Thru Dec 2012-13	Amended Budget Thru Dec 2012-13	Projected Revenues Thru Jun 2012-13	Requested 2013-14	Recommend 2013-14	Approved 2013-14
	***Sol/Forfeiture (Narcotics) Fund 2610:**							
	Revenues:							
438900	Auction Sales	0	0	0	0	0		
456400	Narcotics Confiscation	8,338	3,205	10,000	10,000	10,000		
461000	Investment Interest	0	0	0	0	0		
	**** Total Revenue**	8,338	3,205	10,000	10,000	10,000		
	*****Appropriation Total**				91,087	91,087		
	Contingency:							
	Frozen Positions - 2/FT w/fringes				(91,087)	(91,087)		
	FUND BALANCE							
	Beginning of Year				9,516	19,516		
	FUND BALANCE - Projected							
	End of Year				19,516	29,516		

Fund: 2610
Division: Judicial
Organization: 141200 - Solicitor (FREEZE POSITIONS UNTIL REVENUE IS RECEIVED)

Object Code	Expenditure Classification	2011-12 Expend	2012-13 Expend (Dec)	2012-13 Amended (Dec)	2013-14 Requested	*BUDGET* 2013-14 Recommend	2013-14 Approved
	Personnel						
510100	Salaries & Wages - 2	0	0	62,397	62,397		
511112	FICA - Employer's Portion	0	0	4,773	4,773		
511113	State Retirement - Employer's Portion	0	0	6,614	6,614		
511120	Employees Insurance - 2	0	0	15,600	15,600		
511130	Workers Compensation	0	0	224	224		
519999	Personnel Contingency	0	0	1,479	1,479		
	*** Total Personnel**	**0**	**0**	**91,087**	**91,087**		
	Operating Expenses						
524201	General Tort Liability Insurance	0	0	0	0		
524202	Surety Bonds - 2	0	0	0	0		
525041	E-mail Service Charges	0	0	0	0		
	*** Total Operating**	**0**	**0**	**0**	**0**		
	**** Total Personnel & Operating**	**0**	**0**	**91,087**	**91,087**		
	Capital						
	**** Total Capital**	**0**	**0**	**0**	**0**		
	***** Total Budget Appropriation**	**0**	**0**	**91,087**	**91,087**		

SECTION IV

COUNTY OF LEXINGTON
Capital Item Summary
Fiscal Year – 2013-2014

Fund #	2610	Fund Title:	Sol / Forfeiture (Narcotics) Fund
Organization #	141200	Organization Title:	Solicitor
Program #		Program Title:	Sol / Forfeiture (Narcotics) Fund

Qty	Item Description	BUDGET 2013-2014 Requested Amount
	Small Tools & Minor Equipment	0
	Minor Software	0

**** Total Capital (Transfer Total to Section III)** **0**

SECTION V. - PROGRAM OVERVIEW

Summary of Program:

Forfeiture (Narcotics) Fund

Program:

Objectives:

In 1990, the South Carolina General Assembly enacted legislation directing that forfeitures from narcotics cases – after liquidating to cash – are to be shared according to a set formula by the arresting law enforcement agency, the Solicitor's Office, and the State Treasurer.

Further, the law limits the Solicitor's use of these proceeds to cover costs related to drug prosecutions and any litigation that may arise from them.

There is a specific prohibition against supplanting local government funds.

SECTION VI. LINE ITEM NARRATIVES

SECTION VI. A. – LISTING OF REVENUES

438900 – AUCTION SALES **$0**

None.

456400 – NARCOTICS CONFISCATION **$10,000**

The revenues used to fund this account come from successful forfeiture actions which arise from the trafficking and distribution of illegal drugs. These forfeited funds are split according to a statutory formula between the initiating law enforcement agency, the Solicitor, and the State Treasurer. No General Fund money is involved.

461000 – INVESTMENT INTEREST **$0**

None.

SECTION VI. B. – LISTING OF POSITIONS

Current Staffing Level:

		Full Time Equivalent			
Job Title	Positions	General Fund	Other Fund	Total	Grade
Case Manager	1		1	1	9
Secretary	1		1	1	6
Total Positions	2		2	2	

All of these positions require insurance.

Organization chart is displayed in Fund 1000 of the Solicitor's (141200) FY 13-14 Budget Request.

SECTION VI. C. - OPERATING LINE ITEM NARRATIVES

524201 – GENERAL TORT LIABILITY INSURANCE **$0**

To cover the cost of general tort liability insurance coverage, per Risk Management.

524202 – SURETY BONDS **$0**

Surety Bonds were purchased in Fiscal Year 2011-12 and are scheduled for renewal in Fiscal Year 2014-15.

525041 – E-MAIL SERVICE CHARGES **$0**

To cover the cost of e-mail services.

SECTION VI. D. - CAPITAL LINE ITEM NARRATIVES

CAPITAL REQUEST

No capital items are requested.

SECTION I

COUNTY OF LEXINGTON
SOLICITOR STATE FUNDS
SUMMARY OF DEPARTMENTAL REVENUES
Annual Budget
FY 2013-14 Estimated Revenue

Fund: 2611
Division: SOLICITOR
Organization: 141200 - SOLICITOR

Object Code	Revenue Account Title	Actual FY10-11	Actual FY11-12	Anticipated FY12-13	Requested 2013-14	Recommend 2013-14	Approved 2013-14
	Revenues:						
443500	Bond Estreatments	28,799	34,395	15,000	15,000		
451500	Circuit Solicitor - State Supplement	253,287	265,315	304,848	311,184		
	**** Total Revenue (Section II)**	282,086	299,710	319,848	326,184		
	***** Total Appropriation (Section III)**			488,064	494,355		
	Contingency						
	Vacant Positions - 2/FT w/ fringes			(168,171)	(168,171)		
	FUND BALANCE						
	Beginning of Year			45	0		
	FUND BALANCE - Projected						
	End of Year			0	0		

SECTION II

COUNTY OF LEXINGTON
Proposed Revenues
Fines, Fees, and Other
Budget FY - 2013-14

Fund #: 2611 Fund Name: Solicitor State Funds

Organ. #: 141200 Organ. Name: Solicitor

Revenue Code	Fee Title	Actual Fees FY 2010-11	Actual Fees FY 2011-12	12/31/2012 Year-to-Date FY 2012-13	Anticipated Fiscal Year Total FY 2012-13	Budget: Units of Service	Budget: Current Fee	Budget: Total Estimated Fees FY 2013-14	Budget: Proposed Fee Change	Budget: Total Proposed Estimated Fees FY 2013-14
443500	Bond Estreatments	$28,799	$34,395	$7,171	$15,000			$15,000		$15,000
451500	Circuit Solicitor - State Supplement	$253,287	$265,315	$121,882	$304,848			$311,184		$311,184

SECTION III

COUNTY OF LEXINGTON
SOLICITOR STATE FUNDS
Annual Budget
FY 2013-14 Estimated Revenue

Object Code	Revenue Account Title	Actual 2011-12	Received Thru Dec 2012-13	Amended Budget Thru Dec 2012-13	Projected Revenues Thru Jun 2012-13	Requested 2013-14	Recommend 2013-14	Approved 2013-14
	***Solicitor - State Funds 2611:**							
	Revenues:							
443500	Bond Escheatment	34,395	7,171	28,000	15,000	15,000		
451500	Circuit Solicitor - State Supplement	265,315	121,882	297,704	304,848	311,184		
	**** Total Revenue**	299,710	129,053	325,704	319,848	326,184		
	*****Appropriation Total**				488,064	494,355		
	Contingency:							
	Vacant Positions - 2/FT w/ fringes				(168,171)	(168,171)		
	FUND BALANCE							
	Beginning of Year				45	0		
	FUND BALANCE - Projected							
	End of Year				0	0		

COUNTY OF LEXINGTON
SOLICITOR STATE FUNDS
Annual Budget
Fiscal Year - 2013-14

Fund: 2611
Division: Judicial
Organization: 141200 - Solicitor

Object Code	Expenditure Classification	2011-12 Expend	2012-13 Expend (Dec)	2012-13 Amended (Dec)	BUDGET 2013-14 Requested	BUDGET 2013-14 Recommend	BUDGET 2013-14 Approved
	Personnel						
510100	Salaries & Wages - 4	103,213	41,191	242,051	248,674		
510300	Part Time - 1 (0.90 - FTE)	36,471	17,478	32,718	32,718		
511112	FICA - Employer's Portion	10,071	4,246	21,020	21,527		
511113	State Retirement - Employer's Portion	13,025	6,219	29,125	29,828		
511120	Employee Insurance - 5	23,400	9,750	39,000	39,000		
511130	Workers Compensation	503	211	991	1,013		
511213	SCRS - Emplr. Port. (Retiree)	325	0	0	0		
519999	Personnel Contingency	0	0	6,517	6,675		
	*** Total Personnel**	**187,008**	**79,095**	**371,422**	**379,435**		
	Operating Expenses						
524201	General Tort Liability Insurance	219	109	226	226		
524202	Surety Bonds - 5	31	0	0	0		
525021	Smart Phone Charges	0	84	700	0		
525041	E-mail Service Charges	1,386	697	1,377	1,377		
525210	Conference, Meeting & Training Expense	904	439	2,500	2,500		
525230	Subscriptions, Dues, & Books	0	0	700	700		
529903	Contingency	0	0	872	0		
	*** Total Operating**	**2,540**	**1,329**	**6,375**	**4,803**		
	**** Total Personnel & Operating**	**189,548**	**80,424**	**377,797**	**384,238**		
	Capital						
540000	Small Tools & Minor Equipment	0	0	150	0		
	**** Total Capital**	**0**	**0**	**150**	**0**		
	Other Financing Uses						
812460	Op Trn to Drug Court	27,000	6,750	27,000	27,000		
812500	Op Trn to Sol/Victim Witness	83,117	20,780	83,117	83,117		
	*****Total Other Financing Uses**	**110,117**	**27,530**	**110,117**	**110,117**		
	***** Total Budget Appropriation**	**299,665**	**107,954**	**488,064**	**494,355**		

SECTION IV

COUNTY OF LEXINGTON
Capital Item Summary
Fiscal Year – 2013-2014

Fund #	2611	Fund Title:	Solicitor State Funds
Organization #	141200	Organization Title:	Solicitor
Program #		Program Title:	Solicitor State Funds

Qty	Item Description	BUDGET 2013-2014 Requested Amount
	Small Tools & Minor Equipment	0
	Minor Software	0

**** Total Capital (Transfer Total to Section III)** **0**

SECTION V. - PROGRAM OVERVIEW

Summary of Programs:

Solicitor State Funds

Program:

Objective:

Funds appropriated for Solicitor State Support are allocated to the SC Commission on Prosecution Coordination to be distributed on a per capita basis (using the latest decennial census) to the 16 Circuit Solicitors. This appropriation may not be used to supplant local funding. Any balance remaining at the end of a fiscal year must be carried over to the next year.

SECTION VI. LINE ITEM NARRATIVES

SECTION VI. A. - SUMMARY OF REVENUES

443500 – BOND ESTREATMENTS **$15,000**

Pursuant to SC Code of Laws Section 17-15-260, the Solicitor's Office receives 25% of the total revenue collected from the estreatment of surety bonds. The County General Fund receives a 50% share of the revenue, unless the case was generated within a municipality. If this is the case, the County General Fund and the municipality each get a 25% share. The remaining 25% goes to the State General Fund. Thus, if the Solicitor's portion is $15,000, the County General Fund will receive between $15,000 and $30,000, depending on which law enforcement agency generated the underlying cases. The Solicitor's Office has been diligent in seeking the estreatments of bonds which has led to bonding companies being more vigorous in finding defendants who have bench warrants issued against them. It is estimated that the Solicitor's Office share of estreatments for FY 2013-14 will be approximately $15,000.

451500 – CIRCUIT SOLICITOR – STATE SUPPLEMENT **$311,184**

State appropriation to provide supplemental funding for the Eleventh Judicial Circuit Solicitor's Office.

SECTION VI. B. - LISTING OF POSITIONS

Current Staffing Level:

Full Time Equivalent

Job Title	Positions	General Fund	Other Fund	Total	Grade
Assistant Solicitor II	2		2	2	25
Assistant Solicitor I	2		2	2	19
Secretary (part-time)	.9		.9	.9	6
Total	4.9		4.9	4.9	

All of the above positions require insurance.

Organization chart is displayed in Fund 1000 of the Solicitor's (141200) FY 13-14 Budget Request.

SECTION VI. C. - OPERATING LINE ITEM NARRATIVES

524201 – GENERAL TORT LIABILITY INSURANCE **$226**

To cover the cost of general tort liability insurance coverage, per Risk Management.

524202 – SURETY BONDS **$0**

Surety Bonds were purchased in Fiscal Year 2011-12 and are scheduled for renewal in Fiscal Year 2014-15.

525021 – SMART PHONE CHARGES **$0**

None.

525041 – E-MAIL SERVICE CHARGES **$1,377**

The cost of e-mail services is $6.75 per month per account. 17 accounts @ 6.75 per account times 12 months.

525210 – CONFERENCE, MEETING & TRAINING EXPENSE **$2,500**

To cover the cost of continuing education conferences and courses for the attorneys to maintain their licenses.

525230 – SUBSCRIPTIONS, DUES & BOOKS **$700**

This account will cover costs associated with law books and annual updates; reference books and journals; subscriptions; SC Bar Association Dues and other required materials necessary to aid/improve prosecution within the Office of Solicitor.

529903 – CONTINGENCY **$0**

To cover the costs of any unanticipated expenses of operating this program.

SECTION VI. D. - CAPITAL LINE ITEM NARRATIVES

CAPITAL REQUEST

No capital items are requested.

OTHER FINANCING USES

812460 – OP TRN TO DRUG COURT **$27,000**

The Solicitor's State Funds contribution to the Drug Court Program.

812500 – OP TRN TO VICTIM WITNESS PROGRAM **$83,117**

To provide funding to assist with State required services to victims of crimes.

SECTION I

COUNTY OF LEXINGTON
PRE-TRIAL INTERVENTION GRANT
SUMMARY OF DEPARTMENTAL REVENUES
Annual Budget
FY 2013-14 Estimated Revenue

Fund: 2612
Division: SOLICITOR
Organization: 141200 - SOLICITOR

Object Code	Revenue Account Title	Actual FY10-11	Actual FY11-12	Anticipated FY12-13	Requested 2013-14	Recommend 2013-14	Approved 2013-14
	Revenues:						
456100	Program Income	188,213	190,656	320,383	313,502		
461000	Investment Interest	0	0	0	0		
	**** Total Revenue (Section II)**	188,213	190,656	320,383	313,502		
	***** Total Appropriation (Section III)**			320,356	313,529		
	FUND BALANCE Beginning of Year			0	27		
	FUND BALANCE - Projected End of Year			27	0		

SECTION II

COUNTY OF LEXINGTON
Proposed Revenues
Fines, Fees, and Other
Budget FY - 2013-2014

Fund #: 2612 Fund Name: Pre-Trial Intervention Grant

Organ. #: 141200 Organ. Name: Solicitor

						Budget				
Revenue Code	Fee Title	Actual Fees FY 2010-11	Actual Fees FY 2011-12	12/31/2012 Year-to-Date FY 2012-13	Anticipated Fiscal Year Total FY 2012-13	Units of Service	Current Fee	Total Estimated Fees FY 2013-14	Proposed Fee Change	Total Proposed Estimated Fees FY 2013-14
456100	Program Income	$188,213	$190,656	$79,887	$320,383			$313,502		$313,502
461000	Investment Interest	$0	$0	$0	$0			$0		$0

SECTION III

COUNTY OF LEXINGTON
PRE-TRIAL INTERVENTION GRANT
Annual Budget
Fiscal Year - 2013-14

Object Code	Revenue Account Title	Actual 2011-12	Received Thru Dec 2012-13	Amended Budget Thru Dec 2012-13	Projected Revenues Thru Jun 2012-13	Requested 2013-14	Recommend 2013-14	Approved 2013-14
	***Pre-Trial Intervention Fund 2612:**							
	Revenue:							
456100	Program Income	190,656	79,887	320,383	320,383	313,502		
461000	Investment Interest	0	0	0	0	0		
	**** Total Revenue**	190,656	79,887	320,383	320,383	313,502		
	*****Total Appropriation**				320,356	313,529		
	FUND BALANCE Beginning of Year				0	27		
	FUND BALANCE - Projected End of Year				27	0		

Fund: 2612
Division: Judicial
Organization: 141200 - Pre-Trial Intervention

Object Code	Expenditure Classification	2011-12 Expend	2012-13 Expend (Dec)	2012-13 Amended (Dec)	2013-14 Requested	***BUDGET*** 2013-14 Recommend	2013-14 Approved
	Personnel						
510100	Salaries & Wages - 5	141,016	67,019	223,642	223,642		
511112	FICA - Employer's Portion	9,805	4,638	17,109	17,109		
511113	State Retirement - Employer's Portion	13,474	7,104	23,706	23,706		
511120	Employee Insurance - 5	23,400	11,700	39,000	39,000		
511130	Workers Compensation	508	242	805	805		
519999	Personnel Contingency	0	0	5,305	5,305		
	*** Total Personnel**	**188,203**	**90,703**	**309,567**	**309,567**		
	Operating Expenses						
521100	Duplicating	1,931	188	2,473	2,476		
524201	General Tort Liability Insurance	167	84	173	173		
524202	Surety Bonds - 5	31	0	0	0		
524302	Court Ref Volunteer Liab Ins	0	0	2,425	908		
525041	E-mail Service Charges - 5	324	162	405	405		
529903	Contingency	0	0	5,313	0		
	*** Total Operating**	**2,453**	**434**	**10,789**	**3,962**		
	**** Total Personnel & Operating**	**190,656**	**91,137**	**320,356**	**313,529**		
	Capital						
	**** Total Capital**	**0**	**0**	**0**	**0**		
	***** Total Budget Appropriation**	**190,656**	**91,137**	**320,356**	**313,529**		

SECTION IV

COUNTY OF LEXINGTON
Capital Item Summary
Fiscal Year – 2013 - 2014

Fund #	2612	Fund Title:	Pre-Trial Intervention Grant
Organization #	141200	Organization Title:	Solicitor
Program #		Program Title:	Pre-Trial Intervention Grant

Qty	Item Description	BUDGET 2013-2014 Requested Amount
	Small Tools & Minor Equipment	0
	Minor Software	0

**** Total Capital (Transfer Total to Section III)** **0**

SECTION V. - PROGRAM OVERVIEW

Summary of Programs:

PRE-TRIAL INTERVENTION

Program:

Objectives:

To assist the Circuit Solicitor, magistrates and city court judges in the handling of criminal cases by diverting offenders with no significant criminal history as specified by law from the traditional criminal justice system process into a program that promotes accountability and responsibility through counseling, community service and restitution to the victim resulting in dismissal of criminal charges, thereby relieving the courts of this burden of cases.

Service Standards:

a. To assist the Circuit Solicitor, magistrates and city court judges in the diversion of appropriate cases to the Pre-Trial Intervention (PTI) program.
b. To conduct application interviews, investigate the application by contacting victims, arresting officers and performing criminal history checks and accessing state PTI database to ensure that applicant has not previously been accepted into a PTI program.
c. Determine eligibility and present to Solicitor for approval; upon approval, schedule orientation date. If rejected, complete proper paperwork to return case to court.
d. Accept defendants into program, assign program requirements, make counseling and drug testing schedule, determine restitution amount and payment schedule.
e. Monitor progress through program and recommend successful completion or termination to Solicitor.
f. Complete proper paperwork and documentation of case in computer and in compliance with state statutes.

Service Level Indicators:	Actual FY 10/11	Actual FY 11/12	Actual July - Dec. FY 12/13	Estimated FY 12/13	Projected FY 13/14
Applications	952	903	464	930	935
Accepted	876	849	390	800	808
Rejected	231	238	111	225	201
Terminated	144	197	72	155	157
Completed	688	707	333	700	740

SECTION VI. LINE ITEM NARRATIVES

SECTION VI. A. - LISTING OF REVENUES

456100 – PROGRAM INCOME **$313,502**

The Pre-Trial Intervention program charges fees as set by SC Code of Laws Section 17-22-10. The application fee is $100 and the participation fee is $250. However, the Solicitor can waive fees in cases of indigence. The application fees are estimated to be $93,500 and the participation fees are estimated at $220,002 (800 participants x $250 = $200,000 and 8 waived fees) plus $20,002 in carryover participant payment plan fees).

461000 – INVESTMENT INTEREST **$0**

No investment interest is anticipated.

SECTION VI. B. – LISTING OF POSITIONS

Current Staffing Level:

		Full Time Equivalent			
Job Title	Positions	General Fund	Other Fund	Total	Grade
Director	1		1	1	18
Case Manager II	1		1	1	14
Case Manager I	2		2	2	12
Sr. Admin Asst.	1		1	1	9
Total Positions	5		5	5	

All of the above positions require insurance.

Organization chart is displayed in Fund 1000 of the Solicitor's (141200) FY 13-14 Budget Request.

SECTION VI. C. - OPERATING LINE ITEM NARRATIVES

521100 – DUPLICATING **$2,476**

This account will cover the cost of duplicating forms, letters, applications, warrants, documents, receipts, verification of community service sheets and other documents used in our daily work.

524201 – GENERAL TORT LIABILITY INSURANCE **$173**

To cover the cost of general tort liability insurance coverage, per Risk Management.

524202 – SURETY BONDS **$0**

Surety Bonds were purchased in Fiscal Year 2011-12 and are scheduled for renewal in Fiscal Year 2014-15.

524302 – COURT REF VOLUNTEER LIABILITY INSURANCE **$908**

This account is used to pay the cost of volunteer liability insurance to cover Diversion participants while performing community service work. The Diversion programs hold one policy with CIMA in order to save the cost of additional membership fees. In FY 2012-13, we adjusted the number of volunteers covered which reduced our premium. The FY 2013-14 premium is estimated to be $1,816. PTI pays 50% which is $908, Juvenile Arbitration pays 35% which is $635.60, Drug Court pays 5% which is $90.80, and AEP pays 10% which is $181.60.

525041 – E-MAIL SERVICE CHARGES **$405**

The cost of e-mail services is $6.75 per month per account. 5 accounts @ $6.75 per account times 12 months.

529903 – CONTINGENCY **$0**

To cover the costs of any unanticipated expenses of operating the program.

SECTION VI. D. - CAPITAL LINE ITEM NARRATIVES

CAPITAL REQUEST

No capital items are requested.

SECTION I

COUNTY OF LEXINGTON
WORTHLESS CHECK UNIT
SUMMARY OF DEPARTMENTAL REVENUES
Annual Budget
FY 2013-14 Estimated Revenue

Fund: 2613
Division: SOLICITOR
Organization: 141200 - SOLICITOR

Object Code	Revenue Account Title	Actual FY10-11	Actual FY11-12	Anticipated FY12-13	Requested 2013-14	Recommend 2013-14	Approved 2013-14
	Revenues:						
431004	Worthless Check Fees	232,359	209,690	199,311	161,626		
461000	Investment Interest	753	579	430	400		
	**** Total Revenue (Section II)**	233,112	210,269	199,741	162,026		
	***** Total Appropriation (Section III)**			432,468	355,026		
	Contingency:						
	Vacant Positions - 2/FT - 1/PT w/fringes			(96,211)	(103,942)		
	Unused			27,134			
	FUND BALANCE						
	Beginning of Year			198,440	89,058		
	FUND BALANCE - Projected						
	End of Year			89,058	0		

SECTION II

COUNTY OF LEXINGTON
Proposed Revenues
Fines, Fees, and Other
Budget FY - 2013-2014

Fund #: 2613 Fund Name: Worthless Check Unit

Organ. #: 141200 Organ. Name: Solicitor

Revenue Code	Fee Title	Actual Fees FY 2010-11	Actual Fees FY 2011-12	12/31/2012 Year-to-Date FY 2012-13	Anticipated Fiscal Year Total FY 2012-13	Budget				
						Units of Service	Current Fee	Total Estimated Fees FY 2013-14	Proposed Fee Change	Total Proposed Estimated Fees FY 2013-14
431004	Worthless Check Fees	$232,359	$209,690	$113,210	$199,311			$161,626		$161,626
461000	Investment Interest	$753	$579	$243	$430			$400		$400

SECTION III

COUNTY OF LEXINGTON
WORTHLESS CHECK UNIT
Annual Budget
FY 2013-14 Estimated Revenue

Object Code	Revenue Account Title	Actual 2011-12	Received Thru Dec 2012-13	Amended Budget Thru Dec 2012-13	Projected Revenues Thru Jun 2012-13	Requested 2013-14	Recommend 2013-14	Approved 2013-14
	***Solicitor / Worthless Check Unit 2613:**							
	Revenues:							
431004	Worthless Check Fees	209,690	113,210	234,007	199,311	161,626		
461000	Investment Interest	579	243	600	430	400		
	**** Total Revenue**	210,269	113,453	234,607	199,741	162,026		
	*****Total Appropriation**				432,468	355,026		
	Contingency:							
	Vacant Positions - 2/FT - 1/PT w/fringes				(96,211)	(103,942)		
	Unused				27,134			
	Carryforward							
	FUND BALANCE							
	Beginning of Year				198,440	89,058		
	FUND BALANCE - Projected							
	End of Year				89,058	0		

COUNTY OF LEXINGTON
WORTHLESS CHECK UNIT
Annual Budget
Fiscal Year - 2013-14

Fund: 2613
Division: Judicial
Organization: 141200 - Solicitor

Object Code	Expenditure Classification	2011-12 Expend	2012-13 Expend (Dec)	2012-13 Amended (Dec)	2013-14 Requested	*BUDGET* 2013-14 Recommend	2013-14 Approved
	Personnel						
510100	Salaries & Wages - 5	167,498	80,280	216,637	171,029		
510300	Part Time - 2 (1.475 FTE)	18,308	9,285	39,537	46,054		
511112	FICA Cost	12,667	6,098	19,597	16,607		
511113	SCRS - Employer's Portion	16,005	8,510	27,154	23,011		
511120	Employee Insurance - 5	31,200	15,600	46,800	39,000		
511130	Workers Compensation	628	303	920	782		
511213	SCRS - Employer's Portion (Retiree)	1,749	984	0	0		
519999	Personnel Contingency	0	0	6,076	5,150		
	*** Total Personnel**	**248,055**	**121,060**	**356,721**	**301,633**		
	Operating Expenses						
520200	Contracted Services	2,384	1,009	2,500	2,530		
521000	Office Supplies	2,495	1,225	3,300	2,900		
521100	Duplicating	1,652	109	3,000	2,500		
521200	Operating Supplies	58	0	300	100		
522200	Small Equipment Repairs & Maint.	0	0	0	650		
524201	General Tort Liability Insurance	213	106	220	220		
524202	Surety Bonds - 4	50	0	0	0		
525000	Telephone	1,851	1,075	2,000	1,900		
525020	Pagers and Cell Phones	607	350	650	780		
525041	E-mail Service Charges - 2	243	95	243	162		
525100	Postage	15,285	6,867	24,000	18,500		
525210	Conference, Meeting & Training Expense	0	227	2,000	1,000		
525230	Subscriptions, Dues, & Books	0	0	350	350		
525240	Personal Mileage Reimbursement	2,957	2,095	3,750	5,000		
527040	Outside Personnel (Temporary)	0	0	6,000	10,000		
529903	Contingency	0	0	27,134	6,501		
	*** Total Operating**	**27,795**	**13,158**	**75,447**	**53,093**		
	**** Total Personnel & Operating**	**275,850**	**134,218**	**432,168**	**354,726**		
	Capital						
540000	Small Tools & Minor Equipment	0	0	300	300		
540010	Minor Software	0	0	0	0		
	All Other Equipment	0	0	0	0		
	**** Total Capital**	**0**	**0**	**300**	**300**		
	***** Total Budget Appropriation**	**275,850**	**134,218**	**432,468**	**355,026**		

SECTION IV

COUNTY OF LEXINGTON
Capital Item Summary
Fiscal Year – 2013-2014

Fund #	2613	Fund Title:	Worthless Check Unit
Organization #	141200	Organization Title:	Solicitor
Program #		Program Title:	Worthless Check Unit

Qty	Item Description	BUDGET 2013-2014 Requested Amount
	Small Tools & Minor Equipment	300
	Minor Software	0
	All Other Equipment	0

**** Total Capital (Transfer Total to Section III)** 300

SECTION V. - PROGRAM OVERVIEW

Summary of Program:

Worthless Check Unit

Program:

Objectives:

The Worthless Check Unit was established by the Solicitor's Office under authority of FY 2003-04 State Budget Proviso 33.6 and is currently operating pursuant to SC Code of Laws Section 17-22-710. It is designed to assist victims of fraudulent checks in collecting restitution. This optional program is provided at no cost to the victims.

The program is self-supporting and provides additional revenue to Lexington County through fees added to each fraudulent check processed by the Worthless Check Unit. Depending on the amount of the fraudulent check, the Worthless Check Unit receives between $50-$150 on each paid check, while Lexington County receives $41 on each paid check.

In January 2012, the Worthless Check Unit began working with the Lexington County Sheriff's Office to assist them with dormant check warrant cases. A dormant check warrant is a warrant where unsuccessful attempts have been made by the Lexington County Sheriff's Office to locate the check writer.

Processed check cases by fiscal year (July 1 to June 30)

	SERVICE LEVELS				
Service Level Indicators:	**Actual FY 10/11**	**Actual FY 11/12**	**Actual July - Dec. FY 12-13**	**Anticipated FY 12-13**	**Estimated FY 13-14**
Traditional Check Cases	4,967	4,137	1,836	3,216	2,772
Dormant Check Warrant Cases	0	2,824	3,035	5,000	3,300
Total	**4,967**	**6,961**	**4,871**	**8,216**	**6,072**

Terminology:

- Traditional Check Cases - Checks that are submitted to the Worthless Check Unit by the victim or his/her representative.
- Dormant Check Warrant Cases - a warrant where unsuccessful attempts have been made by the Lexington County Sheriff's Office to locate the check writer.

Program synopsis based on calendar year (January 1 to December 31)

	SERVICE LEVELS			
Service Level Indicators:	**Calendar Year 2009**	**Calendar Year 2010**	**Calendar Year 2011**	**Calendar Year 2012**
Traditional Check Cases				
- Received	6,735	5,202	4,541	3,728
- Collected	4,789	4,761	3,628	3,074
- Collection Rate	71%	92%	80%	82%
-Avg. Solicitor Fee	$55.70	$55.08	$56.36	$56.49
Dormant Check Warrant Cases				
- Received	-	-	-	5,859
- Collected	-	-	-	1,177
- Collection Rate	-	-	-	20%
- Avg. Solicitor Fee	-	-	-	$50.34
Merchant Restitution/Service Fees	$1,205,125.07	$1,137,856.06	$1,014,221.51	$930,522.79

SECTION VI. LINE ITEM NARRATIVES

SECTION VI. A. – LISTING OF REVENUES

431004 – WORTHLESS CHECK FEES **$161,626**

The Worthless Check Fees are established in SC Code of Laws Section 17-22-710. It states that for every check, the fee ranges from $50 to $150 depending on the amount of the check. Estimated revenues are determined by using the formula in the charts below. The Worthless Check Unit FY 2013-14 estimated revenues are $161,626.

Traditional Check Cases		
FY 13-14 estimate of checks received		2,772
Calendar year 2012 collection rate	x	82%
FY 13-14 estimate of checks collected		2,273
Calendar year 2012 average Solicitor fee	x	$56.49
Traditional Check Cases estimated revenue		**$128,401.77**
Dormant Check Warrant Cases		
FY 13-14 estimate of checks received		3,300
Calendar year 2012 collection rate	x	20%
FY 13-14 estimate of checks collected		660
Calendar year 2012 average Solicitor fee	x	$50.34
Dormant Check Warrant Cases estimated revenue		**$33,224.40**
Estimated Revenue Summary		
Traditional Check Cases estimated revenue		$128,401.77
Dormant Check Warrant Cases estimated revenue	+	$33,224.40
Total estimated revenue		**$161,626.17**

461000 – INVESTMENT INTEREST **$400**

Interest earned on Worthless Check Fees.

SECTION VI. B. – LISTING OF POSITIONS

Current Staffing Level:

		Full Time Equivalent			
Job Title	**Positions**	**General Fund**	**Other Fund**	**Total**	**Grade**
Director	1		1	1	16
Case Manager	1		1	1	9
Secretary	1		1	1	6
Clerk	2		2	2	4
Clerk P/T	2		1.475	1.475	4
Total Positions	6		6.475	6.475	

5 positions require insurance.

Organization chart is displayed in Fund 1000 of the Solicitor's (141200) FY 13-14 Budget Request.

SECTION VI. C. - OPERATING LINE ITEM NARRATIVES

520200 – CONTRACTED SERVICES **$2,530**

To cover the cost of West's CLEAR (Consolidated Lead Evaluation and Reporting). This service is available only to Law Enforcement Agencies and allows for a detailed search of public records and public utilities to aid the Worthless Check Unit in locating check writers.

521000 – OFFICE SUPPLIES **$2,900**

This account will cover routine office supplies (paper, pens, sheet protectors, envelopes) as well as other supplies such as toner for the 3 high volume LaserJet Printers.

521100 – DUPLICATING **$2,500**

This account will cover the cost of duplicating forms, letters, applications, warrants, documents, receipts, police reports and other documents.

521200 – OPERATING SUPPLIES **$100**

To cover the cost of operating supplies.

522200 – SMALL EQUIPMENT REPAIRS & MAINTENANCE **$650**

The Worthless Check Unit uses 3 high volume printers that require routine maintenance. This account will cover the cost of the routine maintenance and possible repairs of the printers .

524201 – GENERAL TORT LIABILITY INSURANCE **$220**

To cover the cost of general tort liability insurance coverage, per Risk Management.

524202 - SURETY BONDS **$0**

Surety Bonds were purchased in Fiscal Year 2011-12 and are scheduled for renewal in Fiscal Year 2014-15.

525000 – TELEPHONE **$1,900**

This account will cover the cost of telephone service.

525020 – PAGERS AND CELL PHONES **$780**

This account will cover the cost of the Director's cell phone.

525041 – E-MAIL SERVICE CHARGES **$162**

The cost of e-mail services is $6.75 per month per account. 2 accounts @ $6.75 per account times 12 months.

525100 – POSTAGE **$18,500**

Estimated cost of postage for mailing first class mail, certified mail and large envelopes.

525210 – CONFERENCE, MEETING & TRAINING EXPENSE **$1,000**

To cover the cost of conferences required for certification.

525230 – SUBSCRIPTIONS, DUES, & BOOKS **$350**

This account will cover the cost of books, subscriptions, or dues necessary to aid/improve operations of the Worthless Check Unit including membership to the South Carolina Law Enforcement Officers Association for Solicitor Office Investigators who sign the Worthless Check Unit's warrants. The Association provides great training opportunities for officers at little or no cost. More importantly, the Association provides legal representation to member officers facing criminal or civil actions.

525240 – PERSONAL MILEAGE REIMBURSEMENT **$5,000**

Estimated cost of mileage reimbursement for the Director who travels to meet with merchants, attend court at Magistrate's offices.

527040 – OUTSIDE PERSONNEL (TEMPORARY) **$10,000**

This request is to cover the cost of any temporary personnel.

529903 - CONTINGENCY **$6.501**

To cover the costs of any unanticipated expenses of operating the unit.

SECTION VI. D. - CAPITAL LINE ITEM NARRATIVES

CAPITAL REQUEST:

54000 – SMALL TOOLS & MINOR EQUIPMENT **$300**

To cover the cost of miscellaneous items such as calculators, phone headsets, and minor furniture.

540010 – MINOR SOFTWARE **$0**

None.

SECTION I

COUNTY OF LEXINGTON
SOLICITOR / DUI/DRUG CASE PROSECUTION
SUMMARY OF DEPARTMENTAL REVENUES
Annual Budget
FY 2013-14 Estimated Revenue

Fund: 2614
Division: SOLICITOR
Organization: 141200 - SOLICITOR

Object Code	Revenue Account Title	Actual FY10-11	Actual FY11-12	Anticipated FY12-13	Requested 2013-14	Recommend 2013-14	Approved 2013-14
	Revenues:						
456100	Program Income	30,476	6	78,183	78,183		
	**** Total Revenue (Section II)**	30,476	6	78,183	78,183		
	***** Total Appropriation (Section III)**			78,183	78,183		
	Contingency:						
	Vacant Position (FT Position vacated in Oct. 2010)			0	0		
	FUND BALANCE						
	Beginning of Year			0	0		
	FUND BALANCE - Projected						
	End of Year			0	0		

SECTION II

COUNTY OF LEXINGTON
Proposed Revenues
Fines, Fees, and Other
Budget FY - 2013-14

Fund #: 2614 Fund Name: Solicitor / DUI/Drug Case Prosecution

Organ. #: 141200 Organ. Name: Solicitor

						Budget				
Revenue Code	Fee Title	Actual Fees FY 2010-11	Actual Fees FY 2011-12	12/31/2012 Year-to-Date FY 2012-13	Anticipated Fiscal Year Total FY 2012-13	Units of Service	Current Fee	Total Estimated Fees FY 2013-14	Proposed Fee Change	Total Proposed Estimated Fees FY 2013-14
456100	Program Income	$30,476	$6	$12	$78,183			$78,183		$78,183

SECTION III

COUNTY OF LEXINGTON
SOLICITOR / DUI/DRUG CASE PROSECUTION
Annual Budget
Fiscal Year - 2013-14

Object Code	Revenue Account Title	Actual 2011-12	Received Thru Dec 2012-13	Amended Budget Thru Dec 2012-13	Projected Revenues Thru Jun 2012-13	Requested 2013-14	Recommend 2013-14	Approved 2013-14
	***Sol / DUI/Drug Case Prosecution 2614:**							
	Revenue:							
456100	Program Income	6	12	78,183	78,183	78,183		
	**** Total Revenue**	6	12	78,183	78,183	78,183		
	*****Total Appropriation**				78,183	78,183		
	Contingency: Vacant Position (FT position vacated in Oct. 2010)							
	FUND BALANCE Beginning of Year				0	0		
	FUND BALANCE - Projected End of Year				0	0		

Fund: 2614
Division: Judicial
Organization: 141200 - Solicitor

Object Code	Expenditure Classification	2011-12 Expend	2012-13 Expend (Dec)	2012-13 Amended (Dec)	2013-14 Requested	*BUDGET* 2013-14 Recommend	2013-14 Approved
	Personnel						
510100	Salaries & Wages - 1	0	0	57,594	57,594		
511112	FICA - Employer's Portion	0	0	4,406	4,406		
511113	State Retirement - Employer's Portion	0	0	6,105	6,105		
511120	Employee Insurance - 1	0	0	7,800	7,800		
511130	Workers Compensation	0	0	207	207		
519999	Personnel Contingency	0	0	1,366	1,366		
	*** Total Personnel**	**0**	**0**	**77,478**	**77,478**		
	Operating Expenses						
524201	General Tort Liability Insurance	0	12	24	24		
524202	Surety Bonds - 1	6	0	0	0		
525041	E-mail Service Charges	0	0	81	81		
525210	Conference, Meeting & Training Expense	0	0	600	600		
	*** Total Operating**	**6**	**12**	**705**	**705**		
	**** Total Personnel & Operating**	**6**	**12**	**78,183**	**78,183**		
	Capital						
	*** Total Capital**	**0**	**0**	**0**	**0**		
	***** Total Budget Appropriation**	**6**	**12**	**78,183**	**78,183**		

SECTION IV

COUNTY OF LEXINGTON
Capital Item Summary
Fiscal Year – 2013-2014

Fund #	2614	Fund Title:	Solicitor / DUI/Drug Case Prosecution
Organization #	141200	Organization Title:	Solicitor
Program #		Program Title:	Solicitor / DUI/Drug Case Prosecution

Qty	Item Description	**BUDGET** 2013-2014 Requested Amount
	Small Tools & Minor Equipment	0
	Minor Software	0
	**** Total Capital (Transfer Total to Section III)**	0

SECTION V. - PROGRAM OVERVIEW

Summary of Programs:

Solicitor DUI/Drug Case Prosecution

Program:

Objective:

Lexington County has experienced an explosion in the number and complexity of substance related arrests due largely to the spread of crack cocaine, crystal methamphetamine and a phenomenally large number of alcohol related cases. We have one prosecutor position in this fund. This position was originally funded through the narcotics enforcement grant but the position was picked up by Solicitor Myers in this fund at the expiration of that grant. The prosecutor position in this fund will primarily handle alcohol related offenses and drug cases. This position is funded entirely through the Eleventh Judicial Circuit's State Funds, with no money coming from the County General Fund.

SECTION VI. LINE ITEM NARRATIVES

SECTION VI. A. – LISTING OF REVENUES

456100 – PROGRAM INCOME **$78,183**

The funding for this position is from the Eleventh Judicial Circuit's State Funds. The Solicitor reimburses the County on a quarterly basis for expenses incurred. No General Fund money is involved.

SECTION VI. B. - LISTING OF POSITIONS

Current Staffing Level:

		Full Time Equivalent			
Job Title	**Positions**	**General Fund**	**Other Fund**	**Total**	**Grade**
Assistant Solicitor	1		1	1	22
Total	1		1	1	

Position requires insurance.

Organization chart is displayed in Fund 1000 of the Solicitor's (141200) FY 13-14 Budget Request.

SECTION VI. C. - OPERATING LINE ITEM NARRATIVES

524201 – GENERAL TORT LIABILITY INSURANCE **$24**

To cover the cost of general tort liability insurance coverage, per Risk Management.

524202 – SURETY BONDS **$0**

Surety Bonds were purchased in Fiscal Year 2011-12 and are scheduled for renewal in Fiscal Year 2014-15.

525041 – E-MAIL SERVICE CHARGES **$81**

The cost of e-mail services is $6.75 per month per account. 1 account @ $6.75 per account times 12 months.

525210 – CONFERENCE, MEETING & TRAINING EXPENSE **$600**

To cover the cost of continuing education conferences and courses for the attorney to maintain his/her license.

SECTION VI. D. - CAPITAL LINE ITEM NARRATIVES

CAPTIAL REQUEST

No capital items are requested.

SECTION I

COUNTY OF LEXINGTON
ALCOHOL EDUCATION PROGRAM
SUMMARY OF DEPARTMENTAL REVENUES
Annual Budget
FY 2013-14 Estimated Revenue

Fund: 2615
Division: SOLICITOR
Organization: 141200 - SOLICITOR

Object Code	Revenue Account Title	Actual FY10-11	Actual FY11-12	Anticipated FY12-13	Requested 2013-14	Recommend 2013-14	Approved 2013-14
	Revenues:						
456100	Program Income	22,792	23,443	47,500	48,000		
	**** Total Revenue (Section II)**	22,792	23,443	47,500	48,000		
	***** Total Appropriation (Section III)**			130,587	122,405		
	Contingency						
	Vacant Position - 1/FT w/fringes			(54,520)	(54,520)		
	Unused			48,452			
	FUND BALANCE						
	Beginning Year			0	19,885		
	FUND BALANCE - Projected						
	End of Year			19,885	0		

SECTION II

COUNTY OF LEXINGTON
Proposed Revenues
Fines, Fees, and Other
Budget FY - 2013-2014

Fund #: 2615 Fund Name: Alcohol Education Program

Organ. #: 141200 Organ. Name: Solicitor

						Budget				
Revenue Code	Fee Title	Actual Fees FY 2010-11	Actual Fees FY 2011-12	12/31/2012 Year-to-Date FY 2012-13	Anticipated Fiscal Year Total FY 2012-13	Units of Service	Current Fee	Total Estimated Fees FY 2013-14	Proposed Fee Change	Total Proposed Estimated Fees FY 2013-14
456100	Program Income	$22,792	$23,443	$9,917	$47,500			$48,000		$48,000

SECTION III

COUNTY OF LEXINGTON
ALCOHOL EDUCATION PROGRAM
Annual Budget
Fiscal Year - 2013-14

Object Code	Revenue Account Title	Actual 2011-12	Received Thru Dec 2012-13	Amended Budget Thru Dec 2012-13	Projected Revenues Thru Jun 2012-13	Requested 2013-14	Recommend 2013-14	Approved 2013-14
	***Alcohol Education Program 2615:**							
	Revenues:							
456100	Program Income	23,443	9,917	70,000	47,500	48,000		
	**** Total Revenue**	23,443	9,917	70,000	47,500	48,000		
	*****Total Appropriation**				130,587	122,405		
	Contingency:							
	Vacant Position - 1/FT w/fringes				(54,520)	(54,520)		
	Unused				48,452			
	Carryforward							
	FUND BALANCE							
	Beginning of Year				0	19,885		
	FUND BALANCE - Projected							
	End of Year				19,885	0		

Fund: 2615
Division: Judicial
Organization: 141200 - Solicitor

Object Code	Expenditure Classification	2011-12 Expend	2012-13 Expend (Dec)	2012-13 Amended (Dec)	2013-14 Requested	*BUDGET* 2013-14 Recommend	2013-14 Approved
	Personnel						
510100	Salaries & Wages - 1.3	17,959	8,607	57,292	57,292		
511112	FICA Cost	1,312	628	4,383	4,383		
511113	State Retirement	1,716	912	6,073	6,073		
511120	Insurance Fund Contribution - 1.3	2,340	1,170	10,140	10,140		
511130	Workers Compensation	65	31	206	206		
519999	Personnel Contingency	0	0	1,359	1,359		
	*** Total Personnel**	**23,392**	**11,348**	**79,453**	**79,453**		
	Operating Expenses						
521100	Duplicating	0	0	2,069	2,100		
524201	General Tort Liability Insurance	45	23	47	47		
524202	Surety Bonds	6	0	0	0		
524302	Court Referred Volunteer Liability Ins	0	0	485	182		
525041	E-mail Service Charges	0	0	81	81		
529903	Contingency	0	0	48,452	40,542		
	*** Total Operating**	**51**	**23**	**51,134**	**42,952**		
	**** Total Personnel & Operating**	**23,443**	**11,371**	**130,587**	**122,405**		
	Capital						
	**** Total Capital**	**0**	**0**	**0**	**0**		
	***** Total Budget Appropriation**	**23,443**	**11,371**	**130,587**	**122,405**		

SECTION IV

COUNTY OF LEXINGTON
Capital Item Summary
Fiscal Year – 2013-2014

Fund #	2615	Fund Title:	Alcohol Education Program
Organization #	141200	Organization Title:	Solicitor
Program #		Program Title:	Alcohol Education Program

Qty	Item Description	**BUDGET** 2013-2014 Requested Amount
	Small Tools & Minor Equipment	0
	Minor Software	0

**** Total Capital (Transfer Total to Section III)** **0**

SECTION V. - PROGRAM OVERVIEW

Summary of Programs:

Alcohol Education Program

Program:

Objectives:

To facilitate the handling of alcohol related criminal cases by diverting offenders from Magistrate and Municipal Court with no significant criminal history from the traditional criminal justice system. The Alcohol Education Program (AEP) promotes accountability and responsibility through educational counseling, community service and a defensive driving/practical skills course. The program serves in aiding courts with the burden of these cases.

Service Standards:

- To assist Magistrate and Municipal Court Judges in the diversion of appropriate cases into AEP.
- To conduct application interviews and perform criminal history checks.
- Determine eligibility and present to Solicitor for approval.
- Accept defendants into program, assign program requirements, make counseling schedule and defensive driving/practical skills appointments.
- Recruit community service sites that will provide meaningful experiences for the young adults.
- Monitor progress through program and recommend successful completion or termination to Solicitor.
- Complete proper paperwork and documentation of case in the computer in compliance with state statute.

SERVICE LEVELS

Service Level Indicators:	**Actual FY 10/11**	**Actual FY 11/12**	**Actual July –Dec. FY 12/13**	**Estimated FY 12/13**	**Projected FY 13/14**
Enrolled	146	228	95	180	185
Successful	120	212	89	167	175
Terminated	12	14	9	13	13

*** All Enrolled participants in the AEP program must successfully complete the Alive at 25 program administered by the South Carolina National Safety Council as well as the M.E.D.I.C. Program administered by the Lexington County Department of Emergency Medical Services.***

SECTION VI. LINE ITEM NARRATIVES

SECTION VI. A. - LISTING OF REVENUES

456100 – Program Income **$48,000**

The Alcohol Education Program charges an enrollment fee set by South Carolina Code of Laws Section 17-22-550. The enrollment fee is $250. Scheduled payment plans are utilized. The Solicitor can waive fees in cases of indigence. The number of applicants is estimated to be 185. The enrollment income is estimated at 185 applicants x $250 = $46,250 + 1,750 (in payments) = $48,000.

SECTION VI. B. – LISTING OF POSITIONS

Staffing Level:

		Full Time Equivalent			
Job Title	**Positions**	**General Fund**	**Other Fund**	**Total**	**Grade**
Director	1		.30	.30	17
Coordinator	1		1	1	12
Total Positions	2		1.30	1.30	

1.3 of these positions require insurance.

Organization chart is displayed in Fund 1000 of the Solicitor's (141200) FY 13-14 Budget Request.

SECTION VI. C. - OPERATING LINE ITEM NARRATIVES

521100 – DUPLICATING **$2,100**

This account will cover the cost of duplicating application and routine forms, letters, orders, warrants, documents, receipts, verification of community service sheets and other documents used in our daily work.

524201 – GENERAL TORT LIABILITY INSURANCE **$47**

To cover the cost of general tort liability insurance coverage, per Risk Management.

524202 – SURETY BONDS **$0**

Surety Bonds were purchased in Fiscal Year 2011-12 and are scheduled for renewal in Fiscal Year 2014-15.

524302 – COURT REFERRED VOLUNTEER LIABILITY INSURANCE **$182**

This account is used to pay the cost of volunteer liability insurance to insure participants in our program while performing community service work. The Diversion Programs, Pre-Trial Intervention, Juvenile Arbitration, Drug Court and the Alcohol Education Program, hold one policy with CIMA and each of the 4 programs pays a percentage based upon the number of participants. AEP pays 10% of the total cost of $1,816 = $182.

525041 – E-MAIL SERVICE CHARGES **$81**

The cost of e-mail services is $6.75 per month per account. 1 account @ $6.75 per account times 12 months.

529903 – CONTINGENCY **$40,542**

To cover the costs of any unanticipated expenses of operating the program.

SECTION VI. D. - CAPITAL LINE ITEM NARRATIVES

CAPITAL REQUEST

No capital items are requested.

COUNTY OF LEXINGTON
LAW ENFORCEMENT
Annual Budget
Fiscal Year 2013-2014

Division: Law Enforcement
Organization: 151100 - 159999

		Requested Grants								*Requested Special Revenue*													
	General Fund **1000**	Bullet-Proof Vest Grant **2414**	Drug Parcel Interdiction Unit **2446**	Violence Against Women Act **2456**	Meadow Glen Middle SRO Grant **New**	River Bluff High SRO Grant **New**	Interstate Drug Interdiction Enforcement **New**	Aggressive Speed Enforcement **New**	Advanced Impaired Driver Enforcement **New**	Title IV-D Child Support **2411**	Multi-Jurisdictional Narcotics Task Force **2436**	Narcotics Forfeiture Funds **2630**	Inmate Services Fund **2632**	School District No. 1 **2633**	School District No. 2 **2634**	Federal Narcotics Forfeiture **2637**	Civil Process Server **2638**	School District No. 3 **2639**	School District No. 4 **2640**	School District No. 5 **2641**	Alcohol Enforce Team **2642**	Elimination of Interfund Transfers	**Combined**
Prior Year Fund Balance	0	0	0	3,301	0	0	0	0	0	228,637	97	21,247	111,430	79,367	42,186	205,154	121,838	57,769	41,820	109,667	37,625		
Prior Year Contingency	0	0	0	0	0	0	0	0	0	0	0	0	0	0	0	0	0	0	0	0	0		
# of Employees	**[439.948]**		**[2]**	**[2]**	**[1]**	**[1]**	**[2]**	**[2]**	**[2]**				**[4]**	**[12]**	**[5]**		**[1.713]**	**[2]**	**[2]**	**[5]**			**[483.661]**
Revenues																							
Program Income	0	0	0	0	0	0	0	0	0	26,175	7,800	2,316	0	453,889	180,214	87,648	0	167,013	73,759	184,015	13,804		1,196,633
Fees, Permits, and Sales	0	0	0	0	0	0	0	0	0	0	0	0	560,940	0	0	0	87,648	0	0	0	0		648,588
State Grant Income	0	0	0	0	0	0	0	0	0	0	0	0	0	0	0	0	0	0	0	0	0		0
Federal Grant Income	0	8,000	74,161	78,098	118,220	120,445	289,416	280,384	280,384	0	0	0	0	0	0	0	0	0	0	0	0		1,249,108
Miscellaneous Payments & Grants	0	0	0	0	0	0	0	0	0	0	0	0	0	0	0	0	0	0	0	0	0		0
Investment Interest	0	0	0	0	0	0	0	0	0	0	0	0	0	0	0	0	0	0	0	0	0		0
General Fund Revenue Sources	47,490,497	0	0	0	0	0	0	0	0	0	0	0	0	0	0	0	0	0	0	0	0	(1,132,137)	46,358,360
Oper Trn In From Other Fund	0	0	0	0	0	0	0	0	0	0	0	0	0	0	0	0	0	0	0	0	0		0
Oper Trn In From LE/General Fund	0	8,000	8,240	78,099	13,135	13,382	32,157	0	0	0	0	0	0	474,356	191,921	0	0	39,258	78,714	194,875	0		1,132,137
***Total Funding**	**47,490,497**	**16,000**	**82,401**	**156,197**	**131,355**	**133,827**	**321,573**	**280,384**	**280,384**	**26,175**	**7,800**	**2,316**	**560,940**	**928,245**	**372,135**	**87,648**	**87,648**	**206,271**	**152,473**	**378,890**	**13,804**	**(1,132,137)**	**50,584,826**
Appropriations																							
Personnel	28,962,484	0	69,152	141,443	68,570	71,042	138,668	138,668	138,668	0	0	0	312,563	801,062	334,223	0	67,725	131,622	132,931	337,891	10,404		31,857,116
Operating Expenses	11,495,416	16,000	13,249	14,754	15,075	15,075	43,570	28,844	28,844	16,363	0	0	305,717	95,683	37,912	84,265	2,043	25,992	19,542	40,999	3,400		12,302,743
Capital	5,877,824	0	0	0	47,710	47,710	139,335	112,872	112,872	0	7,100	0	0	31,500	0	0	2,070	48,657	0	0	0		6,427,650
Operating Transfer Out	1,154,773	0	0	0	0	0	0	0	0	0	0	0	0	0	0	0	0	0	0	0	0	(1,132,137)	22,636
***Total Appropriations**	**47,490,497**	**16,000**	**82,401**	**156,197**	**131,355**	**133,827**	**321,573**	**280,384**	**280,384**	**16,363**	**7,100**	**0**	**618,280**	**928,245**	**372,135**	**84,265**	**71,838**	**206,271**	**152,473**	**378,890**	**13,804**	**(1,132,137)**	**50,610,145**
Projected Ending Fund Balance	**0**	**0**	**0**	**3,301**	**0**	**0**	**0**	**0**	**0**	**238,449**	**797**	**23,563**	**54,090**	**79,367**	**42,186**	**208,537**	**137,648**	**57,769**	**41,820**	**109,667**	**37,625**		

COUNTY OF LEXINGTON
LAW ENFORCEMENT/TITLE IV-D PROCESS SERVER
Annual Budget
Fiscal Year - 2013-14

Object Code	Revenue Account Title	Actual 2011-12	Received Thru Dec 2012-13	Amended Budget Thru Dec 2012-13	Projected Revenues Thru Jun 2012-13	Requested 2013-14	Recommend 2013-14	Approved 2013-14
	***L/E - Title IV-D Process Server 2411:**							
	Revenues:							
451803	IV-D Service of Process Pmts	38,456	9,326	34,992	34,992	26,175		
461000	Investment Interest	185	242	0	0	0		
	**** Total Revenue**	38,641	9,568	34,992	34,992	26,175		
	*****Total Appropriation**				261,629	16,363		
	Contingency:							
	Unused				245,266			
	Carryforward					0		
	FUND BALANCE							
	Beginning of Year				210,008	228,637	228,637	228,637
	FUND BALANCE - Projected							
	End of Year				228,637	238,449	228,637	228,637

Fund 2411
Division: Law Enforcement
Organization: 151200 - Operations

Object Code	Expenditure Classification	2011-12 Expend	2012-13 Expend (Dec)	2012-13 Amended (Dec)	BUDGET 2013-14 Requested	2013-14 Recommend	2013-14 Approved
	Personnel						
	*** Total Personnel**	**0**	**0**	**0**	**0**		
	Operating Expenses						
520200	Contracted Services	0	0	0	0		
520246	NCIC Access Fee	72	72	72	72		
520300	Professional Services	2,644	1,043	9,400	9,400		
524201	General Tort Liability Insurance	0	0	0	0		
525004	WAN Service Charges	1,920	456	1,920	1,920		
525020	Pagers and Cell Phones - 4	2,095	1,108	4,971	4,971		
525600	Uniforms & Clothing	0	0	0	0		
529903	Contingency	0	0	245,266	0		
	*** Total Operating**	**6,731**	**2,679**	**261,629**	**16,363**		
	**** Total Personnel & Operating**	**6,731**	**2,679**	**261,629**	**16,363**		
	Capital						
540000	Small Tools & Minor Equipment	0	0	0	0		
540010	Minor Software	0	0	0	0		
	All Other Equipment	17,044	0	0	0		
	**** Total Capital**	**17,044**	**0**	**0**	**0**		
	***** Total Budget Appropriation**	**23,775**	**2,679**	**261,629**	**16,363**		

SECTION V. – PROGRAM OVERVIEW

The Lexington County Sheriff's Department has a contract to serve non-support papers initiated by SC Department of Social Services. This contracted service generates revenue of $16.50 per service and $16.50 per warrant of failure to comply. The revenue generated by this contract is used to fund the operating expenses associated with the investigation of Title IV-D papers and the service of them.

SECTION VI. A. - SUMMARY OF REVENUES

451803 – IV-D SERVICE OF PROCESS PAYMENTS **$ 26,175**

This revenue is generated from a contract with SC Department of Social Services for LCSD to serve non-support papers. This contracted service generates revenue of $16.50 per service and $16.50 per warrant of failure to comply. This revenue is used to fund the operating expenses associated with the investigation of Title IV-D papers and the service of them.

SECTION VI. C. - OPERATING LINE ITEM NARRATIVES

520246 – NCIC ACCESS FEE **$ 72**

Access fees paid for communications with National Crime Information Center. The estimated cost is $6 a month * 1 user * 12 months = $ 72.00.

520300 - PROFESSIONAL SERVICES **$ 9,400**

Professional services are required to obtain subpoenas for records, and public information database search services for investigations.

Subpoena for phone charges (Bellsouth)	$ 1,000
Subpoena for other records (Various Vendors)	$ 2,000
Public Record Information (Accurint)	$ 4,000
L-Site Phone Link (Sprint/Nextel)	$ 2,400

525004 – WAN SERVICE CHARGES **$ 1,920**

This account is used to pay connection charges for wide area networks to include air card service.

(4) Aircards with Nextel @ $40 per month per card	$ 1,920

525020 – PAGERS AND CELL PHONES **$ 4,971**

All vital communications cannot occur over the 800 MHz radio system. Therefore, mobile telephones and pagers are required for immediate response when required. The amount budgeted is based on
4 phones @ $51per month per phone = $ 2,448
5% for any additional charges = $123
Potential for phone link services = $2,400

COUNTY OF LEXINGTON
BULLETPROOF VEST PROGRAM
Annual Budget
Fiscal Year - 2013-14

Object Code	Revenue Account Title	Actual 2011-12	Received Thru Dec 2012-13	Amended Budget Thru Dec 2012-13	Projected Revenues Thru Jun 2012-13	Requested 2013-14	Recommend 2013-14	Approved 2013-14
	***L/E - Bulletproof Vest Program 2414:**							
	Revenues:							
457000	Federal Grant Income	2,159	2,159	2,535	2,535	8,000		
461000	Investment Interest	0	0	0	0	0		
801000	Op Trn From General Fund/LE	2,165	2,650	2,650	2,650	8,000		
	**** Total Revenue**	4,324	4,809	5,185	5,185	16,000		
	*****Total Appropriation**				5,545	16,000		
	FUND BALANCE Beginning of Year				123	0	0	0
	FUND BALANCE - Projected End of Year				0	0	0	0

This grant is split 50% coming from USDOJ and 50% is the County's match.

Fund 2414
Division: Law Enforcement
Organization: 151200 - Operations

Object Code	Expenditure Classification	2011-12 Expend	2012-13 Expend (Dec)	2012-13 Budgeted (Dec)	2013-14 Requested	*BUDGET* 2013-14 Recommend	2013-14 Approved
	Personnel						
	*** Total Personnel**	**0**	**0**	**0**	**0**		
	Operating Expenses						
525600	Uniforms & Clothing	4,318	4,935	5,545	16,000		
529903	Contingency	0	0	0	0		
	*** Total Operating**	**4,318**	**4,935**	**5,545**	**16,000**		
	**** Total Personnel & Operating**	**4,318**	**4,935**	**5,545**	**16,000**		
	Capital						
	**** Total Capital**	**0**	**0**	**0**	**0**		
	***** Total Budget Appropriation**	**4,318**	**4,935**	**5,545**	**16,000**		

SECTION V. – PROGRAM OVERVIEW

The Bulletproof Vest Partnership Grant funds up to 50 percent of the cost of each vest purchased or replaced by law enforcement applicants with vest models that comply with the requirements of the office of Justice Programs' National Institute of Justice. The new allocation principle required by Congress is to fund the full 50 percent of requested vest needs for applications from jurisdictions with a population under 100,000. The remaining funds will be applied towards the applications from jurisdictions exceeding a population of 100,000 people.

SECTION VI. A. - SUMMARY OF REVENUES

457000 – FEDERAL GRANT INCOME $ 8,000

The Bulletproof Vest Partnership Grant funds up to 50% of the cost of vest purchased by law enforcement applicants with vest models that comply with the requirements of the office of Justice Programs' National Institute of Justice. We are estimated that we will need approximately 22 vests next fiscal year for a total estimated cost of $16,000. The grant will fund 50% of the purchases or $8,000.

812414 – OPERATING TRANSFER TO BULLETPROOF VEST PROGRAM $ 8,000

This budget item will cover the remaining 50% of the cost of the vest or $8,000.

SECTION VI. C. – OPERATING LINE ITEM NARRATIVES

525600 - UNIFORMS AND CLOTHING $ 16,000

All certified law enforcement officers must wear body armor for protection, while performing their duties. The warranty on body armor is 5 years; therefore, each year we have a number of officers that must have replacement armor along with new hires.

COUNTY OF LEXINGTON
MULTIJURISDICTIONAL NARCOTICS TASK FORCE
Annual Budget
Fiscal Year - 2013-14

Object Code	Revenue Account Title	Actual 2011-12	Received Thru Dec 2012-13	Amended Budget Thru Dec 2012-13	Projected Revenues Thru Jun 2012-13	Requested 2013-14	Recommend 2013-14	Approved 2013-14
	***L/E - Multijurisdictional Narcotics Task Force 2436:**							
	Revenues:							
456400	Narcotics Confiscation	12,424	4,021	7,668	7,668	7,800		
461000	Investment Interest	97	58	0	0	0		
	**** Total Revenue**	12,521	4,079	7,668	7,668	7,800		
	*****Total Appropriation**				61,721	7,100		
	FUND BALANCE Beginning of Year				54,150	97	97	97
	FUND BALANCE - Projected End of Year				97	797	97	97

Fund: 2436
Division: Law Enforcement
Organization: 151200 - Operations

Object Code	Expenditure Classification	2011-12 Expend	2012-13 Expend (Dec)	2012-13 Budgeted (Dec)	***BUDGET*** 2013-14 Requested	2013-14 Recommend	2013-14 Approved
	Personnel						
	*** Total Personnel**	**0**	**0**	**0**	**0**		
	Operating Expenses						
521000	Office Supplies	84	0	0	0		
521200	Operating Supplies	117	321	0	0		
521208	Police Supplies	0	0	0	0		
522300	Vehicle Repairs & Maintenance	0	0	0	0		
525210	Conference, Meeting, & Training Expense	0	0	0	0		
529903	Contingency	0	0	29,430	0		
	*** Total Operating**	**201**	**321**	**29,430**	**0**		
	**** Total Personnel & Operating**	**201**	**321**	**29,430**	**0**		
	Capital						
540000	Small Tools & Minor Equipment	1,224	0	5,000	5,000		
540010	Minor Software	0	0	0	0		
	All Other Equipment	800	8,364	27,291	2,100		
	**** Total Capital**	**2,024**	**8,364**	**32,291**	**7,100**		
	***** Total Budget Appropriation**	**2,225**	**8,685**	**61,721**	**7,100**		

SECTION IV

COUNTY OF LEXINGTON
Capital Item Summary
Fiscal Year - 2013-2014

Fund # 2436 Fund Title: Multi Narcotic Task Force - Program Income
Organization # 151200 Organization Title: L.E./Operations
Program- MJTF Program Title: Multi Narcotic Task Force - Program Income

Qty	Item Description	*BUDGET* 2013-2014 Requested Amount
	Small Tools & Minor Equipment	5,000
2	Rpl. Transmitters	2,100

SECTION V. – PROGRAM OVERVIEW

The primary purpose for the Narcotics MJTF is to enhance existing efforts in law enforcement, and to prosecute and convict major drug and violent crime offenders by eliminating jurisdictional problems and by sharing critical resources. By coordinating resources, law enforcement agencies can concentrate their efforts on drug trafficking and on violent criminal offenders, which transcend jurisdictional boundaries without duplicating efforts and wasting critical resources. The overall objective of a NMJTF is to identify, investigate, and prosecute members of mid or high-level criminal organizations that participate in illicit drug distribution, street sales, financial backing, crop cultivation, manufacturing, diversion, importation, violent crime, money laundering, official corruption and gang activity.

Since the narcotics Multi-jurisdictional Task Force "NET" have established its own identity, it has its own central office and administrative staff, headed by the lead agency, the Lexington County Sheriff's Department. The success of the narcotics task force relies on its formation as a true, separate and distinct entity, which operates through the pooling of manpower, equipment, intelligence and other pertinent resources. Success has also relied heavily upon the governing board of the task force and its commitment to ensuring full implementation of the project. The governing board is composed of representatives from each agency participating in the NMJTF, as well as a representative from the prosecuting agency and meets at least once a month. At these meetings, the Lexington County Sheriff's Department presents case progress reports including significant developments or changes, and problems.

The program income revenue is estimated for the year and the accounts have been established for anticipated expenditures. Additional requests may arise during the year from all agencies involved in the task force; however, the governing board must discuss the purchases and approve the purchases for expenditures of program income funds.

SECTION VI. A. - SUMMARY OF REVENUES

456400 –NARCOTICS CONFISCATION $ 7,800

Program Income results from seizures that are placed into the narcotic program income account for expenditures of equipment and operational costs for the task force. All expenditures must be voted upon by the Multi Narcotic Board of Directors for approval to purchase. The amount budgeted is estimated.

SECTION VI. C. – OPERATING LINE ITEM NARRATIVES

521000 – OFFICE SUPPLIES $ 0

It was decided that Program Income funds will be used to make capital purchases not operating purchases.

521200 - OPERATING SUPPLIES $ 0

It was decided that Program Income funds will be used to make capital purchases not operating purchases.

522300 - VEHICLE REPAIRS AND MAINTENANCE $ 0

It was decided that Program Income funds will be used to make capital purchases not operating purchases.

525210 – CONFERENCE AND MEETING EXPENSE $ 0

It was decided that Program Income funds will be used to make capital purchases not operating purchases.

525600 –UNIFORMS AND CLOTHING $ 0

It was decided that Program Income funds will be used to make capital purchases not operating purchases.

SECTION VI. D. –CAPITAL LINE ITEM NARRATIVES

540000 - SMALL TOOLS & MINOR EQUIPMENT $ 5,000

Electronic surveillance equipment and tools utilized used by the task force to do covert operations from inconspicuous locations are necessary to investigate suspicious activities. Surveillance equipment will be used for covert operations for points of entry, exit, all angles of area being viewed, and surrounding structures. The surveillance equipment will be requested dependent upon the undercover operation. The cost to purchase surveillance equipment is estimated depending on the request of the governing board.

(2) REPLACEMENT ONE WATT TRANSMITTERS $ 2,100

These two units would be replacements for existing transmitters that are no longer in good working condition due to the excessive use. The total estimated cost for both transmitters is $2,100

COUNTY OF LEXINGTON
DRUG PARCEL INTERDICTION UNIT
Annual Budget
FY 2013-14 Estimated Revenue

Object Code	Revenue Account Title	Actual 2011-12	Received Thru Dec 2012-13	Amended Budget Thru Dec 2012-13	Projected Revenues Thru Jun 2012-13	Requested 2013-14	Recommend 2013-14	Approved 2013-14
	*** LE - Drug Parcel Interdiction Unit 2446:**							
	Revenues:							
457000	Federal Grant Income	0	43,293	110,927	110,927	74,161		
461000	Investment Interest	0	0	0	0	0		
801000	Op Trn from General Fund/LE	0	14,100	14,100	14,100	8,240		
	**** Total Revenue**	0	57,393	125,027	125,027	82,401		
	*****Total Appropriation**				125,027	82,401		
	FUND BALANCE Beginning of Year				0	0	0	0
	FUND BALANCE - Projected End of Year				0	0	0	0

* Grant will be funded 90% from DPS, with a 10% County match.

COUNTY OF LEXINGTON
DRUG PARCEL INTERDICTION UNIT
Annual Budget
Fiscal Year - 2013-14

Fund: 2446
Division: Law Enforcement
Organization: 151200 - LE/Operations

Object Code	Expenditure Classification	2011-12 Expend	2012-13 Expend (Dec)	2012-13 Budgeted (Dec)	2013-14 Requested	*BUDGET* 2013-14 Recommend	2013-14 Approved
	Personnel						
510100	Salaries & Wages - 2	0	19,300	46,250	46,250		
510199	Special Overtime	0	597	3,000	3,000		
511112	FICA - Employer's Portion	0	1,492	3,768	3,768		
511114	Police Retirement - Employer's Portion	0	2,472	5,925	5,679		
511120	Insurance Fund Contribution - 2	0	3,250	8,000	8,000		
511130	Workers Compensation	0	675	1,655	1,655		
515600	Clothing Allowance	0	200	800	800		
	*** Total Personnel**	**0**	**27,986**	**69,398**	**69,152**		
	Operating Expenses						
521000	Office Supplies	0	0	100	0		
521200	Operating Supplies	0	0	198	600		
521208	Police Supplies	0	0	300	0		
522300	Vehicle Repairs & Maintenance - 2	0	15	300	1,000		
524100	Vehicle Insurance - 2	0	0	545	550		
524201	General Tort Liability Insurance	0	0	745	745		
524202	Surety Bonds - 2	0	0	0	0		
525004	WAN Service Charges - 2	0	163	720	470		
525020	Pagers & Cell Phones - 2	0	0	678	1,000		
525030	800 MHz Radio Service Changes - 2	0	0	720	740		
525031	800 MHz Radio Maintenance Fee - 2	0	0	0	50		
525041	E-mail Service Charges - 2	0	0	84	84		
525210	Conference, Meeting & Training Expense	0	0	2,250	2,250		
525400	Gas, Fuel and Oil	0	531	5,215	5,760		
529903	Contingency	0	0	0	0		
	*** Total Operating**	**0**	**709**	**11,855**	**13,249**		
	**** Total Personnel & Operating**						
	Capital						
540000	Small Tools & Minor Equipment	0	127	407	0		
	All Other Equipment	0	34,018	43,367	0		
	**** Total Capital**	**0**	**34,145**	**43,774**	**0**		
	***** Total Budget Appropriation**	**0**	**62,840**	**125,027**	**82,401**		

SECTION V. - PROGRAM OVERVIEW

The drug trafficking organizations now have employed full-time personnel who rely on private shipping companies, freight carriers, and the U. S. Post Office to ship illicit narcotics to the "demand" areas and use those same methods to ship currency back to the drug trafficking organizations. Lexington County is the location for these shipping companies that are targeted by the large drug dealers. Due to this new trend used by the drug traffickers for shipment of drug money and drugs, the narcotic unit has received permission to inspect random packages transported by shipping companies such as FedEx, UPS, and DHL, as well as freight forwarders. The trucking companies such as Saia Trucking, R&L Carriers, Southeastern Freight Lines, and Old Dominion Freight Lines also allow random inspection of their shipments for drugs and money. All of these shipping companies must be educated on the indicators for this narcotic trafficking. The potential for interceding on these illicit drug shipments will lead to numerous arrests and will prove to be a substantial force reducing the transporting of drugs and drug money.

The Lexington County Sheriff's Department has been awarded a grant for a drug parcel interdiction investigators to aggressively identify, detect, prosecute, educate, inform, and ensure the business world that a drug trafficking crime deserves a penalty just as a crime of force.

SECTION VI. B. – LISTING OF POSITIONS

Staffing Level:

	Positions	Full Time Equivalent General Fund	Other Fund	Total	Grade
LE / Operations (Grant Positions)					
Drug Parcel Interdiction Unit	1	0	1	1	13
Totals:	**1**	**0**	**1**	**1**	

SECTION VI. C. – OPERATING LINE ITEM NARRATIVES

521200 - OPERATING SUPPLIES **$ 600**

The officers will need supplies for the operation of equipment and daily job functions. Some items that will be used are audio and video tapes, memory cards, disks, batteries, and other supplies as required for the grant.
The individual items may vary slightly; therefore, an itemized cost breakdown was not provided.

522300 - VEHICLE REPAIRS AND MAINTENANCE **$ 1000**

Vehicle repair and maintenance is needed for grant vehicles.
The amount budgeted is estimated.

524100 - VEHICLE INSURANCE **$ 550**

Vehicle insurance is required for the vehicles.
The vehicle insurance cost is estimated.. The County Risk Manager will provide an accurate amount.

524201 - GENERAL TORT LIABILITY INSURANCE **$ 745**

General Tort Liability Insurance is required for each person employed by the County. The amount listed as estimated by County Risk Manager.
The cost is estimated..

525004 – WAN SERVICE CHARGES **$ 470**

Air card service will be charged for the investigators to have wireless access to the web and other databases from other counties as well as LCSD to obtain immediate information on a person in question.
The cost is estimated.

525020 - PAGERS AND CELL PHONES **$ 1000**

The grant personnel are required to have a mobile telephone for safety purposes and for immediate communication with the department, county and other agencies.

The cost is estimated.

525030 – 800 MHz RADIO SERVICE CHARGES **$ 740**

Monthly service is required for the 800 MHz digital encrypt radios used by the investigators for communication purposes. The cost is estimated.

525031 – 800 MH/z Radio Maintenance Fee **$ 50**

A maintenance fee for radios over one year of service is charged for repair purposes.

525041 – E-MAIL SERVICE **$ 84**

Monthly service is required for the email communication used by the investigators.
The cost is estimated.

525210 –CONFERENCE AND MEETING EXPENSES $ 2250

The terms and conditions of the grants require that all grant employees attend at least two training conferences per year to make them more efficient and in compliance with the laws governing the tasks of the investigators.
The cost is estimated.

525400 - GAS, FUEL, AND OIL $ 5760

The grant reimburses the mileage at the federal rate for the grant-funded personnel to allow them to travel to work and scenes while performing their duties.

The cost is estimated.

COUNTY OF LEXINGTON
VIOLENCE AGAINST WOMEN ACT
Annual Budget
FY - 2013-14 Estimated Revenue

Object Code	Revenue Account Title	Actual 2011-12	Received Thru Dec 2012-13	Amended Budget Thru Dec 2012-13	Projected Revenues Thru Jun 2012-13	Requested 2013-14	Recommend 2013-14	Approved 2013-14
	***LE - Violence Against Women Act 2456:**							
	Revenues:							
457000	Federal Grant Income	115,458	35,833	74,654	74,654	78,098		
461000	Investment Interest	0	0	0	0	0		
801000	Op Trn from General Fund/LE	43,323	61,408	61,408	61,408	78,099		
	**** Total Revenue**	158,781	97,241	136,062	136,062	156,197		
	*****Total Appropriation**				180,387	156,197		
	FUND BALANCE Beginning of Year				47,626	3,301	3,301	3,301
	FUND BALANCE - Projected End of Year				3,301	3,301	3,301	3,301

COUNTY OF LEXINGTON
VIOLENCE AGAINST WOMEN ACT
Annual Budget
Fiscal Year - 2013-14

Fund: 2456
Division: Law Enforcement
Organization: 151200 - LE/Operations

Object Code	Expenditure Classification	2011-12 Expend	2012-13 Expend (Dec)	2012-13 Amended (Dec)	2013-14 Requested	*BUDGET* 2013-14 Recommend	2013-14 Approved
	Personnel						
510100	Salaries & Wages - 2	86,219	41,344	101,043	101,043		
510199	Special Overtime	2,051	694	0	0		
510200	Overtime	0	0	0	0		
511112	FICA - Employer's Portion	6,036	2,883	9,856	9,856		
511113	State Retirement - Employer's Portion	3,835	2,039	5,119	5,119		
511114	Police Retirement - Employer's Portion	5,761	2,854	6,529	6,529		
511120	Insurance Fund Contribution - 2	15,600	7,800	19,350	15,600		
511130	Workers Compensation	1,766	838	2,496	2,496		
515600	Clothing Allowance	800	400	800	800		
519999	Personnel Contingency	0	0	0	0		
	*** Total Personnel**	**122,068**	**58,852**	**145,193**	**141,443**		
	Operating Expenses						
520303	Accounting/Auditing Services	425	0	0	0		
521000	Office Supplies	172	28	1,827	500		
521200	Operating Supplies	0	0	2,000	500		
522200	Small Equipment Repairs & Maintenance	0	0	0	0		
522300	Vehicle Repairs & Maintenance	43	161	5,437	2,000		
524100	Vehicle Insurance	0	397	1,108	546		
524201	General Tort Liability Insurance	798	399	1,492	800		
524202	Surety Bonds	15	0	5	0		
525004	WAN Service Charges	727	240	2,153	720		
525020	Pagers & Cell Phones	400	458	3,480	1,440		
525030	800 MHz Radio Service Changes	0	0	2,269	600		
525031	800 MHz Radio Maintenance Fee	0	0	0	200		
525041	E-mail Service Charges	162	81	312	168		
525210	Conference, Meeting & Training Expense	50	0	45	1,000		
525230	Subscriptions, Dues & Books				80		
525240	Personal Mileage Reimbursement	992	587	2,808	1,200		
525400	Gas, Fuel and Oil	2,500	1,733	11,361	5,000		
529903	Contingency	0	0	897	0		
	*** Total Operating**	**6,284**	**4,084**	**35,194**	**14,754**		
	**** Total Personnel & Operating**	**128,352**	**62,936**	**180,387**	**156,197**		
	Capital						
540000	Small Tools & Minor Equipment	0	0	0	0		
540010	Minor Software	0	0	0	0		
	All Other Equipment	0	0	0	0		
	**** Total Capital**	**0**	**0**	**0**	**0**		
	***** Total Budget Appropriation**	**128,352**	**62,936**	**180,387**	**156,197**		

SECTION V. - PROGRAM OVERVIEW

Three decisions made by the United States Supreme Court (Washington v. Crawford, Davis v. Washington and Hamon v. Indiana) changed the way in which prosecutors can proceed with domestic violence prosecution, especially when victims do not appear for court. The Lexington County Sheriff's Department began keeping detailed statistics on the specialized criminal domestic violence court (CDVC) in July 2005. At least 80% of victims either do not appear or have reconciled with the offender at the first appearance date. This court date is usually held within six weeks of arrest. These statistics demonstrate the need to proceed with victimless prosecution or to have the ability to demonstrate to a jury why a victim recants testimony at trial. Increasing the level of pre-trial contact with the victims through telephone calls, letters, and, when necessary, home visits is a benefit to the victim, and increases the level of victim participation in the prosecutorial process.

SECTION V. B. – LISTING OF POSITIONS

	Positions	Full Time Equivalent General Fund	Other Fund	Total	Grade
Current Staffing Level:					
Victim's Bill of Rights Fund (141)					
Victim Asst. Officer/Law Enf.	3	0	3	3	13
Victim Assistance Coordinator	2	0	2	2	6
Totals:	**5**		**5**	**5**	

	Positions	Full Time Equivalent General Fund	Other Fund	Total	Grade
LE / Operations (151200)					
VAWA Investigator	1	0	1	1	13
Program Coordinator	1	0	1	1	11
Totals:	**2**	**0**	**2**	**2**	

SECTION VI.C. – OPERATING LINE ITEM NARRATIVES

521000 - OFFICE SUPPLIES $ 500

Office supplies are required to perform job tasks. Some of the items that will be purchased are pens, portfolio folders for the case file, printer cartridges, calendars and other general office supply needs.

The estimated cost of all office supplies is $500.

521200 - OPERATING SUPPLIES $ 500

Quality photograph paper is required to print pictures taken a various points during the investigation. A better quality paper is needed so that the photograph does not fade. These pictures may also become part of the case file that is kept for many years. In addition, various sizes of batteries will be required for battery-operated equipment.

The estimated cost of all operating supplies is estimated at $ 500.

522300 - VEHICLE REPAIRS AND MAINTENANCE $ 2,000

Vehicle repairs and maintenance are needed for the grant vehicle.

The amount budgeted is estimated.

524100 - VEHICLE INSURANCE $ 546

Vehicle insurance is required for the vehicles.

The vehicle insurance cost estimate was provided by the County Risk Manager at $546 per vehicle * one (1) vehicle = $546.

524201 - GENERAL TORT LIABILITY INSURANCE $ 800

General Tort Liability Insurance is required for each person employed by the County.

The general tort liability insurance cost estimate was provided by the County Risk Manager.

525004 – WAN SERVICE CHARGES $ 720

Air card fees are required for the personnel to have access to the internet, automated CDV files, and various criminal databases to include NCIC.

The air card monthly service is estimated at $60.

525020 - PAGERS AND CELL PHONES $ 1,440

Cell phone service is requested to enable communication between the victim and the victim assistance officer at any time of day. In addition, it enables another method of communication that is always needed.

The monthly service charge for cell phones is estimated at $60 per month * twelve (12) months * two (2) = $1,440.

525030 – 800 MHz RADIO SERVICE CHARGES $ 600

The 800 MHz radio monthly fees are estimated, which includes an allotment for roaming fees that may be incurred.

The monthly service charge is estimated.

525031 - 800 MHz RADIO MAINTENANCE FEES $ 200

The 800 MHz radio must be maintained to operate on a 24/7 basis. Monthly maintenance fees are necessary to ensure that the radios are operational at all times.

The charges are estimated.

525041 – E-MAIL SERVICE CHARGES $ 168

With technology progressing as quickly as it has, e-mail is nearly a necessity.

The monthly service charge is estimated.

525210 –CONFERENCE, MEETING & TRAINING EXPENSES $ 1,000

Training is required for ongoing certifications for the VAWA program coordinator and investigator. The cost is estimated.

525230 – SUBSCRIPTIONS, DUES, & BOOKS $ 80

The certified law enforcement officer dues for the South Carolina Law Enforcement Association are paid from this account. The cost for dues per SRO is $40.

525240 - PERSONAL MILEAGE REIMBURSEMENT $ 1,200

The grant reimburses the mileage at the federal rate for the grant-funded program coordinator to allow travel to court and to perform their duties within the scope of the grant.

525400 - GAS, FUEL, AND OIL $ 5,000

The investigator must travel to court and investigative scenes while performing his duties. The budgeted amount is an estimate.

COUNTY OF LEXINGTON
LE / FORFEITURE FUNDS (NARCOTICS)
Annual Budget
Fiscal Year - 2013-14

Object Code	Revenue Account Title	Actual 2011-12	Received Thru Dec 2012-13	Amended Budget Thru Dec 2012-13	Projected Revenues Thru Jun 2012-13	Requested 2013-14	Recommend 2013-14	Approved 2013-14
	LE / Forfeiture Funds (Narcotics) 2630:							
	Revenues:							
456400	Narcotics Confiscation	22,061	428	10,800	10,800	2,316		
461000	Investment Interest	0	0	0	0	0		
	**** Total Revenue**	22,061	428	10,800	10,800	2,316		
	*****Total Appropriations**				0	0		
	FUND BALANCE Beginning of Year				10,447	21,247	21,247	21,247
	FUND BALANCE - Projected End of Year				21,247	23,563	21,247	21,247

Fund 2630
Division: Law Enforcement
Organization: 151200 - Operations

Object Code	Expenditure Classification	2011-12 Expend	2012-13 Expend (Dec)	2012-13 Amended (Dec)	2013-14 Requested	*BUDGET* 2013-14 Recommend	2013-14 Approved
	Personnel						
510100	Salaries & Wages - 1	0	0	0	0		
511112	FICA - Employer's Portion	0	0	0	0		
511113	State Retirement - Employer's Portion	0	0	0	0		
511120	Insurance Fund Contribution - 1	0	0	0	0		
511130	Workers Compensation	0	0	0	0		
	*** Total Personnel**	**0**	**0**	**0**	**0**		
	Operating Expenses						
524201	General Tort Liability Insurance	0	0	0	0		
524202	Surety Bonds - 1	0	0	0	0		
525041	E-mail Service Charges - 1	0	0	0	0		
525230	Subscriptions, Dues, & Books	0	0	0	0		
529000	Unclassified	0	0	0	0		
	*** Total Operating**	**0**	**0**	**0**	**0**		
	**** Total Personnel & Operating**	**0**	**0**	**0**	**0**		
	Capital						
	**** Total Capital**	**0**	**0**	**0**	**0**		
	***** Total Budget Appropriation**	**0**	**0**	**0**	**0**		

SECTION V. – PROGRAM OVERVIEW

The State forfeiture fund is a collection of monies from narcotic seizures that have been forfeited through the court process. State law mandates that these funds be used specifically for narcotic law enforcement.

SECTION VI. A. - SUMMARY OF REVENUES

456400 –NARCOTICS CONFISCATION $ 2,316

Narcotic confiscation revenue results from seizures related to drug cases. After the case has been through the court process, a portion or all of the seized funds are forfeited and by SC State law a portion remains with the Lexington County Sheriff's Department to fund future law enforcement expenses as it relates to narcotic drug cases. The amount budgeted is estimated.

COUNTY OF LEXINGTON
INMATE SERVICES
Annual Budget
FY 2013-14 Estimated Revenue

Object Code	Revenue Account Title	Actual 2011-12	Received Thru Dec 2012-13	Amended Budget Thru Dec 2012-13	Projected Revenues Thru Jun 2012-13	Requested 2013-14	Recommend 2013-14	Approved 2013-14
	***L/E - Inmate Services 2632:**							
	Revenues:							
438201	Inmate Phone System	280,719	172,294	276,272	276,272	365,772		
438203	LE Canteen Proceeds	195,724	94,329	194,868	194,868	186,396		
438207	LE Inmate Work Release Fees	0	0	0	0	0		
438208	LE Inmate Medical Services Fees	2,920	0	8,772	8,772	8,772		
461000	Investment Interest	647	471	0	0	0		
490110	Sale of General Fixed Assets - LE	6,036	0	0	0	0		
	**** Total Revenue**	486,046	267,094	479,912	479,912	560,940		
	*****Total Appropriation**				1,038,277	618,280		
	Contingency:							
	Unused				293,647			
	Carryforward					0		
	FUND BALANCE							
	Beginning of Year				376,148	111,430	111,430	111,430
	FUND BALANCE - Projected							
	End of Year				111,430	54,090	111,430	111,430

COUNTY OF LEXINGTON
INMATE SERVICES
Annual Budget
Fiscal Year - 2013-14

Fund 2632
Division: Law Enforcement
Organization: 151300 - Jail Operations

Object Code	Expenditure Classification	2011-12 Expend	2012-13 Expend (Dec)	2012-13 Amended (Dec)	2013-14 Requested	*BUDGET* 2013-14 Recommend	2013-14 Approved
	Personnel						
510100	Salaries & Wages - 4	163,931	52,631	221,006	221,006		
511112	FICA - Employer's Portion	11,550	3,760	16,907	16,907		
511114	Police Retirement - Employer Portion	6,591	0	27,184	27,184		
511120	Employee Insurance - 4	31,200	15,600	31,200	31,200		
511130	Workers Compensation	5,511	1,770	7,425	7,425		
511214	Police Retirement - Employer's Portion - Ret	12,704	6,473	0	0		
519999	Personnel Contingency	0	0	5,451	8,841		
	*** Total Personnel**	**231,487**	**80,234**	**309,173**	**312,563**		
	Operating Expenses						
520200	Contracted Services	1,864	942	4,608	4,800		
520233	Towing Service	0	0	195	195		
520300	Professional Services	131,800	102,900	205,669	246,960		
520318	Drug & Alcohol Abuse Counseling	0	4,083	24,500	25,000		
521000	Office Supplies	0	0	100	100		
521200	Operating Supplies	0	0	200	200		
521208	Police Supplies	0	0	200	200		
522300	Vehicles Repairs & Maintenance	1,682	829	3,000	3,000		
524100	Vehicle Insurance - 4	1,590	795	1,638	1,638		
524201	General Tort Liability Insurance	1,492	746	1,537	1,537		
524202	Surety Bonds	31	0	0	0		
525020	Pagers & Cell Phones	259	133	300	300		
525021	Smart Phone Charges	850	509	1,200	1,200		
525030	800 MHz Radio Service Charges	1,454	698	2,042	2,042		
525031	800 MHz Radio Maintenance Contract	181	190	228	228		
525041	E-mail Service Charges - 3	243	93	243	243		
525210	Conference, Meeting & Training Expenses	1,665	1,169	5,000	5,000		
525230	Subscriptions, Dues, & Books	135	135	150	150		
525400	Gas, Fuel, & Oil	9,668	4,417	11,856	9,924		
525600	Uniforms & Clothing	0	495	3,000	3,000		
529903	Contingency	0	0	293,647	0		
	*** Total Operating**	**152,914**	**118,134**	**559,313**	**305,717**		
	**** Total Personnel & Operating**	**384,401**	**198,368**	**868,486**	**618,280**		
	Capital						
	All Other Equipment	154,824	60,009	169,791	0		
	**** Total Capital**	**154,824**	**60,009**	**169,791**	**0**		
	***** Total Budget Appropriation**	**539,225**	**258,377**	**1,038,277**	**618,280**		

SECTION V. - PROGRAM OVERVIEW

The inmate services program is a special revenue fund used to provide various needs of the inmates. The funds used in this account are generated by revenue received from inmate canteen sales, phone calls, medical visits and work release programs.

SECTION VI. B. – LISTING OF POSITIONS

Current Staffing Level:

		Full Time Equivalent			
	Positions	General Fund	Other Fund	Total	Grade
LE / Inmate Services (2632-151300)					
Captain	1	0	1	1	22
Lieutenant Training	1	0	1	1	20
Sergeant Training	1	0	1	1	16
Volunteer Services Coordinator	1	0	1	1	13
Totals:	4	0	4	4	

SECTION VI. C. - OPERATING LINE ITEM NARRATIVES

520200 – CONTRACTED SERVICES $ 4,800

Cable service is needed for the inmates. The monthly cost is $160.

Cable Service for Inmates (Time Warner Cable)	$ 2,400
Spanish TV Channels for ICE Detainees (Time Warner Cable)	$ 2,400

520233 – TOWING SERVICE $ 195

Wrecker services must be paid for the towing of County Vehicles and seized vehicles. The cost for a County Vehicle is $65. The amount budgeted is based on the 3 vehicles assigned to this organization being towed once this fiscal year.

520300 – PROFESSIONAL SERVICES $ 246,960

The inmates require Mental Health care. This contract is in the re-bid process; therefore, the amount budgeted is the annual cost for the current fiscal year of $205,800 plus 20% ($41,160) for any potential increases.

5220318 – DRUG & ALCOHOL ABUSE COUNSELING $ 25,000

Drug and alcohol abuse counseling is provided through a contract with the Lexington Richland Drug Abuse Counseling agency. This counseling is purposed to reduce the number of repeat offenders.

521000 – OFFICE SUPPLIES $ 100

Standard office supply items are needed for the personnel working in this fund. Forms, calendars, paper, toner, etc. will be purchased from this account.

521200 – OPERATING SUPPLIES $ 200

This account is used to pay operating supply expense for the officers assigned to this fund. The operating supplies include batteries.

521208 – POLICE SUPPLIES $ 200

The officers assigned to this fund require duty gear, and personal protection devices.

522300 - VEHICLE REPAIRS & MAINTENANCE $ 3,000

The amount budgeted is greater than the estimated expenses for this fiscal year with a 30 % increase for extraordinary repairs; however, the amount budgeted will not be less than $1,000 per vehicle. The budget amount is prorated equally among all vehicles assigned to the organization. Individual vehicle costs can not be calculated due to reassignment of vehicles with different job functions. The reassignment allows for efficient utilization of all fleet vehicles.

524100 – VEHICLE INSURANCE $ 1,638

The budget amount is the estimate provided by the County's Risk Manager.

524201 – GENERAL TORT LIABILITY INSURANCE $ 1,537

General tort liability insurance amounts as allocated based on number and liability classification of personnel. The budget amount is based on the actual cost this fiscal year plus an additional 3% for potential increases as recommended by the County's Risk Manager.

524202 – SURETY BOND $ 0

Surety bonds are due this fiscal year, they are paid every 3 fiscal years. Surety bonds will not be paid again until fiscal year 2015.

525020 – PAGERS AND CELL PHONES $ 300

Pagers and cell telephones are required for immediate contact for security purposes. Mobile telephones are required for immediate response when emergencies occur. The budgeted amount is for 1 officer and the monthly cost is $25.

525021 – SMART PHONE CHARGES $ 1,200

All vital communications cannot occur over the 800 MHz radio system. Therefore, mobile telephones and pagers are required for immediate response when required. The Smart Phone is new technology that enables data transmissions in addition to the other services available with our current cell phone plan. There is currently one smart phone charged to this account with a monthly cost of $100.

525030 – 800 MHz RADIO SERVICE CHARGES $ 2,042

The 800 MHz radios are required for communication. We have five sites to obtain complete coverage. The amount budgeted does not consider the 16% legislative discount we are currently receiving because we have no guarantee that this will continue next fiscal year.

525031 – 800 MHz RADIO MAINTENANCE CONTRACTS $ 228

The 800 MHz radios are covered under a maintenance contract that covers some repairs that are required due to age and excessive use. Please see the 800 MHz radio detail schedule in the appendixes for cost allocation. The estimated maintenance cost per radio is $75.90.

525041 – E-MAIL SERVICE CHARGES $ 243

E-mail service is a vital tool for communication among all individuals not just within Lexington County. The current cost is $6.75 per user per month.

3 users * $6.75 per month * 12 months = $ 243

525210 – CONFERENCE, MEETINGS & TRAINING EXP. $ 5,000

Due to additional personnel being hired, staff officers will be attending more conferences to enhance their skills and provide better service in law enforcement. Training seminars are required to keep the employees abreast of the new safety techniques necessary in handling critical areas of the detention facility. As required under SC law, training is necessary for officer safety.

525230 – SUBCRIPTIONS, DUES & BOOKS $ 150

Subscriptions to correctional institution publications, legal publications related to detention facilities, and dues to various organizations for correctional staff.

525400 - GAS, FUEL & OIL $ 9,924

The amount budgeted is based on first 7 months expenditures and projection of the same for the remaining 5 months plus a 15% increase for next fiscal year. The 15% increase is due to the unstable fuel market. The budget amount is prorated equally among all vehicles assigned to the organization. Individual vehicle costs cannot be calculated due to reassignment of vehicles with different job functions. The reassignment allows for efficient utilization of all fleet vehicles.

525600 – UNIFORMS & CLOTHING $ 3,000

Uniforms are requested under Section 23-13-30 of the SC Code of Laws. Replacement items will be purchased if funds are available. Costs included in this budget amount include uniforms, winter coats and utility gear. The amount requested should be sufficient to cover expenses.

COUNTY OF LEXINGTON
SCHOOL DISTRICT #1
Annual Budget
FY 2013-14 Estimated Revenue

Object Code	Revenue Account Title	Actual 2011-12	Received Thru Dec 2012-13	Amended Budget Thru Dec 2012-13	Projected Revenues Thru Jun 2012-13	Requested 2013-14	Recommend 2013-14	Approved 2013-14
	***L/E - School District #1 2633:**							
	Revenues:							
456100	Program Income	383,993	256,531	481,041	481,041	453,889		
461000	Investment Interest	112	0	0	0	0		
801000	Op Trn from General Fund/LE	391,048	249,091	498,181	498,181	474,356		
	**** Total Revenue**	775,153	505,622	979,222	979,222	928,245		
	*****Total Appropriation**				979,222	928,245		
	FUND BALANCE Beginning of Year				79,367	79,367	79,367	79,367
	FUND BALANCE - Projected End of Year				79,367	79,367	79,367	79,367

The expenditures in this fund are split 50/50 between the LCSD and the School District, but the overtime and related fringe costs are paid 100% by the LCSD.

COUNTY OF LEXINGTON
SCHOOL DISTRICT #1
Annual Budget
Fiscal Year - 2013-14

Fund 2633
Division: Law Enforcement
Organization: 151200 - Operations

Object Code	Expenditure Classification	2011-12 Expend	2012-13 Expend (Dec)	2012-13 Amended (Dec)	2013-14 Requested	*BUDGET* 2013-14 Recommend	2013-14 Approved
	Personnel						
510100	Salaries & Wages - 12	499,209	251,434	539,692	539,692		
510199	Special Overtime	14,034	6,081	16,524	16,524		
510200	Overtime	0	0	0	0		
511112	FICA - Employer's Portion	36,164	18,160	42,551	42,551		
511114	Police Retirement - Employer's Portion	48,881	28,379	68,415	68,415		
511120	Employee Insurance - 12	85,800	46,800	93,600	93,600		
511130	Workers Compensation	17,254	8,663	18,692	18,692		
511214	Police Retire - Employer's Portion (Retiree)	11,543	3,296	0	0		
515600	Clothing Allowance	0	0	0	0		
519999	Personnel Contingency	0	0	12,660	21,588		
	*** Total Personnel**	**712,885**	**362,813**	**792,134**	**801,062**		
	Operating Expenses						
520233	Towing Service	0	0	780	715		
521000	Office Supplies	0	0	670	550		
521200	Operating Supplies	0	0	850	550		
521208	Police Supplies	0	0	1,350	550		
522300	Vehicle Repairs & Maintenance	4,393	2,963	12,000	12,000		
524100	Vehicle Insurance - 12	5,830	2,915	6,552	6,552		
524201	General Tort Liability Insurance	7,953	3,977	8,937	8,940		
524202	Surety Bonds - 12	103	0	0	0		
525000	Telephone	572	286	576	576		
525004	WAN Service Charges	0	0	468	0		
525020	Pagers and Cell Phones - 12	209	105	516	216		
525030	800 MHz Radio Service Charges - 12	5,331	2,559	8,169	8,169		
525031	800 MHz Radio Maintenance Contracts	662	695	835	835		
525041	E-mail Service Charges - 12	972	482	972	972		
525210	Conference, Meeting & Training Expense	487	488	7,000	5,000		
525230	Subscriptions, Dues, & Books	330	330	480	480		
525400	Gas, Fuel, & Oil	35,265	16,958	47,778	41,778		
525600	Uniforms & Clothing	7,028	351	10,150	7,800		
529903	Contingency	0	0	0	0		
	*** Total Operating**	**69,135**	**32,109**	**108,083**	**95,683**		
	**** Total Personnel & Operating**	**782,020**	**394,922**	**900,217**	**896,745**		
	Capital						
540000	Small Tools & Minor Equipment	0	0	371	0		
	All Other Equipment	0	58,959	78,634	31,500		
	**** Total Capital**	**0**	**58,959**	**79,005**	**31,500**		
	***** Total Budget Appropriation**	**782,020**	**453,881**	**979,222**	**928,245**		

SECTION IV

COUNTY OF LEXINGTON
Capital Item Summary
Fiscal Year - 2013-2014

Fund # 2633 Fund Title: LE/ School District 1
Organization # 151200 Organization Title: LE/Operations
Program # Program Title:

Qty	Item Description	***BUDGET*** 2013-14 Requested Amount
1	Rpl. Marked Utility Vehicle w/ Equipment	31,500

SECTION V. - PROGRAM OVERVIEW

The School Resource Officer program is provided for the safety and the security of the students in each high school in the Lexington County School Districts. The Lexington County Sheriff's Department and the School Officials are working together to provide a learning environment for the students that will be safe. The State of South Carolina has seen the crime rate rise and Lexington County also experiences an increase of school related incidents such as gang and drug activity.

SECTION VI. B. – LISTING OF POSITIONS

Current Staffing Level:

		Full Time Equivalent			
	Positions	General Fund	Other Fund	Total	Grade
LE / School District #1 Agreement (2633-151200)					
School Resource Officer	12		12	12	13
Totals:	12		12	12	

SECTION VI. C. – OPERATING LINE ITEM NARRATIVES

520233 – TOWING SERVICE **$ 715**

Wrecker services must be paid for the towing of County Vehicles and seized vehicles. The cost for a County Vehicle is $65.

521000 - OFFICE SUPPLIES **$ 550**

Office supplies are required for School Resource Officers to perform their daily job tasks. Items requested are pens, file jackets, folders, diskettes, calendars and other general supplies that are used daily. The amount budgeted is for 12 SRO's.

521200 - OPERATING SUPPLIES **$ 550**

The School Resource Officers will need supplies for the operation of equipment and daily operations. Some items that will be used are audio and video tapes, film, disks, batteries, and other supplies as required for the grant. The amount budgeted is for 12 SRO's.

521208 – POLICE SUPPLIES **$ 550**

Police supplies are needed to purchase mace, OSHA kits, ASP batons, handcuffs, etc., as required by policy. The amount budgeted is for 12 SRO's.

522300 - VEHICLE REPAIRS AND MAINTENANCE **$ 12,000**

The amount budgeted is based on first 7 months expenditures and projection of the same for the remaining 5 months plus an additional 30% for extraordinary maintenance; however, the minimum budget per vehicle is $1,000. The extraordinary maintenance includes transmission overhauls and rear end replacements. The budget amount is prorated equally among all vehicles assigned to the organization.

524100 - VEHICLE INSURANCE **$ 6,552**

The budget amount is the estimate provided by the County's Risk Manager. Please see the vehicle detail schedule in the appendixes for cost allocation.

524201 - GENERAL TORT LIABILITY INSURANCE **$ 8,940**

General tort liability insurance amounts as allocated based on number and liability classification of personnel. The budget amount is the estimate provided by the County's Risk Manager.

524202 – SURETY BOND **$ 0**

Surety bonds are due this fiscal year, they are paid every 3 fiscal years. Surety bonds will not be paid again until fiscal year 2015.

525000 – TELEPHONE **$ 576**

Telephone line charges are required for daily operations and voice mail. The amount budgeted is based on contract price of $48 per month.

525020 - PAGERS AND CELL PHONES **$ 216**

The School Resource Officers are required to have a pager for safety purposes and emergency communication. This account has only 2 pagers at a cost of $9 per month per pager. The school district pays for the other deputies a cell phone.

525030 – 800 MHz RADIO SERVICE CHARGES **$ 8,169**

The 800 MHz radios are required for communication.

525031 – 800 MHz RADIO MAINTENANCE CHARGES **$ 835**

The 800 MHz radios are required for communication. Please see the 800 MHz radio detail schedule in the appendixes for cost allocation. The estimated maintenance cost per radio is $75.90.

525041 – E-MAIL SERVICE CHARGES **$ 972**

E-mail service is a vital tool for communication among all individuals not just within Lexington County. The current cost is $6.75 per user per month.

12 users * $6.75 per month * 12 months

525210 – CONFERENCE, MEETING & TRAINING EXP. **$ 5,000**

School Resource officers must be sent for training so that they may maintain their certification and acquire advancement in technical fields.

525230 – SUBSCRIPTIONS, DUES, & BOOKS **$ 480**

The certified law enforcement officer dues for the South Carolina Law Enforcement Association are paid from this account. The cost for dues per SRO is $40.

525400 - GAS, FUEL, AND OIL **$ 41,778**

The amount budgeted is based on first 7 months expenditures and projection of the same for the remaining 5 months plus a 15% increase for next fiscal year. The 15% increase is due to the unstable fuel market. The budget amount is prorated equally among all vehicles assigned to the organization.

525600 – UNIFORMS AND CLOTHING **$ 7,800**

Uniforms are required to perform duties according to County Policy under Section 23-13-30 of the SC Code of Laws. Uniforms must be worn for recognition purposes and for safety purposes. These uniforms will be standard issue and are required for safety and recognition of the School Resource Officers. The estimated cost for uniforms per SRO is $650 each.

SECTION VI. D. - CAPITAL LINE ITEM NARRATIVES

(1) RPL. MARKED UTILITY VEHICLE WITH EQUIPMENT $ 31,500

These replacement vehicles are listed on our replacement schedule for FY2014. The total estimated cost per unit is $31,500.

COUNTY OF LEXINGTON
SCHOOL DISTRICT #2
Annual Budget
FY 2013-14 Estimated Revenue

Object Code	Revenue Account Title	Actual 2011-12	Received Thru Dec 2012-13	Amended Budget Thru Dec 2012-13	Projected Revenues Thru Jun 2012-13	Requested 2013-14	Recommend 2013-14	Approved 2013-14
	***L/E - School District #2 2634:**							
	Revenues:							
456100	Program Income	184,373	108,270	178,347	178,347	180,214		
461000	Investment Interest	46	0	0	0	0		
801000	Op Trn from General Fund/LE	189,294	94,866	189,730	189,730	191,921		
	**** Total Revenue**	373,713	203,136	368,077	368,077	372,135		
	*****Total Appropriation**				368,077	372,135		
	FUND BALANCE Beginning of Year				42,186	42,186	42,186	42,186
	FUND BALANCE - Projected End of Year				42,186	42,186	42,186	42,186

The expenditures in this fund are split 50/50 between the LCSD and the School District, but the overtime and related fringe costs are paid 100% by the LCSD.

COUNTY OF LEXINGTON
SCHOOL DISTRICT #2
Annual Budget
Fiscal Year - 2013-14

Fund 2634
Division: Law Enforcement
Organization: 151200 - Operations

Object Code	Expenditure Classification	2011-12 Expend	2012-13 Expend (Dec)	2012-13 Amended (Dec)	2013-14 Requested	*BUDGET* 2013-14 Recommend	2013-14 Approved
	Personnel						
510100	Salaries & Wages - 5	221,910	100,508	221,164	221,757		
510199	Special Overtime	7,878	4,415	9,452	9,452		
510200	Overtime	140	0	0	0		
511112	FICA - Employer's Portion	16,725	7,620	17,642	17,687		
511114	Police Retirement - Employer's Portion	16,340	10,199	28,366	29,687		
511120	Employee Insurance - 5	39,000	19,500	39,000	39,000		
511130	Workers Compensation	7,730	3,530	7,749	7,769		
511214	Police Retire - Employer's Portion - Ret	10,725	2,706	0	0		
519999	Personnel Contingency	0	0	5,687	8,871		
	*** Total Personnel**	**320,448**	**148,478**	**329,060**	**334,223**		
	Operating Expenses						
520233	Towing Service	0	0	325	325		
521000	Office Supplies	0	0	250	250		
521200	Operating Supplies	0	0	250	250		
521208	Police Supplies	0	0	250	250		
522300	Vehicle Repairs & Maintenance	2,249	1,434	5,000	5,000		
524100	Vehicle Insurance - 5	2,650	1,325	2,730	2,730		
524201	General Tort Liability Insurance	3,615	1,807	3,724	3,724		
524202	Surety Bonds - 5	50	0	0	0		
525000	Telephone	254	127	264	264		
525020	Pagers and Cell Phones - 5	190	0	405	405		
525030	800 MHz Radio Service Charges - 5	2,424	1,163	3,404	3,404		
525031	800 MHz Radio Maintenance Contracts	301	316	380	380		
525041	E-mail Service Charges - 5	405	162	405	405		
525210	Conference, Meeting & Training Expense	275	0	2,500	2,500		
525230	Subscriptions, Dues, and Books	150	150	200	200		
525400	Gas, Fuel, & Oil	13,334	6,363	15,680	14,575		
525600	Uniforms & Clothing	3,175	0	3,250	3,250		
529903	Contingency	0	0	0	0		
	*** Total Operating**	**29,072**	**12,847**	**39,017**	**37,912**		
	**** Total Personnel & Operating**	**349,520**	**161,325**	**368,077**	**372,135**		
	Capital						
540010	Minor Software	0	0	0	0		
	All Other Equipment	27,243	0	0	0		
	**** Total Capital**	**27,243**	**0**	**0**	**0**		
	***** Total Budget Appropriation**	**376,763**	**161,325**	**368,077**	**372,135**		

SECTION V. - PROGRAM OVERVIEW

The School Resource Officer program is provided for the safety and the security of the students in each high school in the Lexington County School Districts. The Lexington County Sheriff's Department and the School Officials are working together to provide a learning environment for the students that will be safe. The State of South Carolina has seen the crime rate rise within the past years with Lexington County also experiencing an increase of school related incidents such as gang and drug activity within those years.

SECTION VI. B. – LISTING OF POSITIONS

Current Staffing Level:

		Full Time Equivalent			
	Positions	General Fund	Other Fund	Total	Grade
LE / School District #2 Agreement (2634-151200)					
School Resource Officer	5		5	5	13
Totals:	5		5	5	

SECTION VI. C. – OPERATING LINE ITEM NARRATIVES

520233 – TOWING SERVICE **$ 325**

Wrecker services must be paid for the towing of County Vehicles and seized vehicles. The cost for a County Vehicle is $65. The amount budgeted assumes all 5 vehicles assigned to this organization being towed once this fiscal year.

521000 - OFFICE SUPPLIES **$ 250**

Office supplies are required for School Resource Officers to perform their daily job tasks. Items requested are pens, file jackets, folders, diskettes, calendars and other general supplies that are used daily.
The amount budgeted is for 5 SRO's. The individual items may vary slightly; therefore, an itemized cost breakdown was not provided.

521200 - OPERATING SUPPLIES **$ 250**

The School Resource Officers will need supplies for the operation of equipment and daily operations. Some items that will be used are audio and video tapes, film, disks, batteries, and other supplies as required for the grant.
The amount budgeted is for 5 SRO's. The individual items may vary slightly; therefore, an itemized cost breakdown was not provided.

521208 – POLICE SUPPLIES **$ 250**

Police supplies are needed to purchase mace, OSHA kits, ASP batons, handcuffs, etc., as required by policy.
The amount budgeted is for 5 SRO's. The individual items may vary slightly; therefore, an itemized cost breakdown was not provided.

522300 - VEHICLE REPAIRS AND MAINTENANCE **$ 5,000**

The cost of vehicle repairs and maintenance is anticipated to be higher than the current year's budget amount. These vehicles are aging and extraordinary maintenance is anticipated. Extraordinary maintenance includes transmission overhauls and rear end replacements. The budget amount is prorated equally among all vehicles assigned to the organization.

524100 - VEHICLE INSURANCE **$ 2,730**

The budget amount is the estimate provided by the County's Risk Manager. Please see the vehicle detail schedule in the appendixes for cost allocation.

524201 - GENERAL TORT LIABILITY INSURANCE **$ 3,724**

General tort liability insurance amounts as allocated based on number and liability classification of personnel. The budget amount is the estimate provided by the County's Risk Manager.

524202 – SURETY BOND **$ 0**

Surety bonds are due this fiscal year, they are paid every 3 fiscal years. Surety bonds will not be paid again until fiscal year 2015.

525000 – TELEPHONE $ 264

Telephone line charges are required for daily operations and voice mail. The amount budgeted is based on contract price of $22 per month.

525020 - PAGERS AND CELL PHONES $ 405

The School Resource Officers are required to have a mobile telephone for emergency communication purposes. All 5 officers have pagers at $9 per month per pager.

525030 – 800 MHz RADIO SERVICE CHARGES $ 3,404

The 800 MHz radios are required for communication. Please see the 800 MHz radio detail schedule in the appendixes for cost.

525031 – 800 MHz RADIO MAINTENANCE CHARGES $ 380

The 800 MHz radios are covered under a maintenance contract that covers some repairs that are required due to age and excessive use. Please see the 800 MHz radio detail schedule in the appendixes for cost allocation. The estimated maintenance cost per radio is $75.90.

525041 – E-MAIL SERVICE CHARGES $ 405

E-mail service is a vital tool for communication among all individuals not just within Lexington County. The current cost is $6.75 per user per month.

5 users * $6.75 per month * 12 months = $ 405

525210 – CONFERENCE, MEETING & TRAINING EXP. $ 2,500

School Resource officers must be sent for training so that they may maintain their certification and acquire advancement in technical fields.

525230 – SUBSCRIPTIONS, DUES, & BOOKS $ 200

The certified law enforcement officer dues for the South Carolina Law Enforcement Association are paid from this account. The cost for dues per SRO is $40.

525400 - GAS, FUEL, AND OIL $ 14,575

The amount budgeted is based on first 7 months expenditures and projection of the same for the remaining 5 months plus a 15% increase for next fiscal year. The 15% increase is due to the unstable fuel market. The budget amount is prorated equally among all vehicles assigned to the organization.

525600 – UNIFORMS AND CLOTHING $ 3,250

Uniforms are required to perform duties according to County Policy under Section 23-13-30 of the SC Code of Laws. Uniforms must be worn for recognition purposes and for safety purposes. These uniforms will be standard issue and are required for safety and recognition of the School Resource Officers. The estimated cost for uniforms per SRO is $650 each.

COUNTY OF LEXINGTON
FEDERAL NARCOTICS FORFEITURES
Annual Budget
Fiscal Year - 2013-14

Object Code	Revenue Account Title	Actual 2011-12	Received Thru Dec 2012-13	Amended Budget Thru Dec 2012-13	Projected Revenues Thru Jun 2012-13	Requested 2013-14	Recommend 2013-14	Approved 2013-14
	***L/E - Federal Narcotic Forfeitures 2637:**							
	Revenues:							
456400	Narcotics Confiscation	77,952	50,869	50,000	50,000	87,648		
461000	Investment Interest	337	311	0	0	0		
	**** Total Revenue**	78,289	51,180	50,000	50,000	87,648		
	*****Total Appropriations**				319,678	84,265		
	Contingency:							
	Unused				203,904			
	Carryforward					0		
	FUND BALANCE							
	Beginning of Year				270,928	205,154	205,154	205,154
	FUND BALANCE - Projected							
	End of Year				205,154	208,537	205,154	205,154

Fund 2637
Division: Law Enforcement
Organization: 151200 - Operations

Object Code	Expenditure Classification	2011-12 Expend	2012-13 Expend (Dec)	2012-13 Amended (Dec)	BUDGET 2013-14 Requested	2013-14 Recommend	2013-14 Approved
	Operating Expenses						
520100	Contracted Maintenance	8,700	8,500	10,010	10,010		
520242	Hazardous Materials Disposal	0	0	0	0		
521000	Office Supplies	0	0	1,800	1,800		
521200	Operating Supplies	3,841	2,290	12,900	12,900		
522200	Small Equipment Repairs & Maint.	994	0	5,000	5,000		
525000	Telephone	2,747	1,534	2,760	2,760		
525004	WAN Service Charges	1,919	800	2,520	4,200		
525210	Conference, Meeting & Training Expense	0	0	35,000	5,000		
525230	Subscriptions, Dues, & Books	0	107	200	200		
525240	Personal Mileage Reimbursement	792	350	900	900		
525376	Utilities - Helicopter Storage Building	0	0	0	0		
525386	Utilities - Investigation Substation	5,662	2,935	10,795	10,795		
525600	Uniforms & Clothing	2,257	0	5,000	5,000		
526500	Licenses & Permits	0	0	700	700		
529000	Unclassified	0	0	25,000	25,000		
529903	Contingency	0	0	203,904	0		
	*** Total Operating**	**26,912**	**16,516**	**316,489**	**84,265**		
	**** Total Operating**	**26,912**	**16,516**	**316,489**	**84,265**		
	Capital						
	All Other Equipment	10,785	877	3,189	0		
	**** Total Capital**	**10,785**	**877**	**3,189**	**0**		
	***** Total Budget Appropriation**	**37,697**	**17,393**	**319,678**	**84,265**		

SECTION V. – PROGRAM OVERVIEW

The federal forfeiture fund is a collection of monies from federal narcotic seizures that have been forfeited through the court process. Federal law mandates that these funds be used for law enforcement.

SECTION VI. A. - SUMMARY OF REVENUES

456400 –NARCOTICS CONFISCATION $ 87,648

Narcotic confiscation funds are funds that are related to unlawful activities as it relates to illegal substances. After the ruling has been received from the court system, the funds are distributed as per the court order. LCSD's share of those funds is placed in this account to be appropriated for expense of items needed to operate the narcotics unit. The amount budgeted is an estimate somewhat less than the actual receipts for this fiscal year because the fluctuation of revenue from year to year can be significant.

SECTION VI. C. - OPERATING LINE ITEM NARRATIVES

520100 – CONTRACTED MAINTENANCE $ 10,010

Maintenance is required for the GC/MS/DS & the FTIR system. The maintenance agreement includes the replacement of parts that need replaced due to normal use.

Maintenance Agreement (Analytical Services Int'l)	$ 3,520
Maintenance Agreement (Thermo Fisher Scientific)	$ 6,490

520242 – HAZARDOUS MATERIALS $ 0

We have moved this expense to general fund because the drug lab waste is minimal and has been combined with the waste from CSI.

521000 – OFFICE SUPPLIES $ 1,800

General office supplies and toner cartridges are needed to prepare reports. This account provides supplies for 18 employees with an estimated need of $100 each.

521200 - OPERATING SUPPLIES $ 12,900

The majority of this account must pay for various items used during narcotics investigations and the analysis of seized drugs.

Solvents/Reagents (VWR)	$ 1,000
Gas (Airstar)	$ 1,000
Vials, Pipetts, Glassware, Etc. (VWR)	$ 500
Nitrile Safety Gloves	$ 100
Cabling and accessories for undercover equipment (Cable & Connections)	$ 1,500
Supplies for Seizing of Property (Lowe's)	$ 1,800
Supplies for Meth Lab Cleanup	$ 5,000
Batteries	$ 2,000

522200 - SMALL EQUIPMENT REPAIRS & MAINTENANCE $ 5,000

Required inspections and repair of various audio and video equipment used during narcotics surveillance operations. The amount budgeted is an estimate because this year is the first year we will need to service all of the surveillance equipment.

525000 – TELEPHONE $ 2,760

This account will be used to pay telephone line charges, fax line charges, telephone extension relocations, directory assistance charges and telephone book listing charges. The amount budgeted is based on the contract prices.

525004 – WAN SERVICE CHARGES $ 4,200

Networking the substation to headquarters is crucial for communication. This fiscal year we are changing our providers to enable faster communication speed.
(2) Connections for Narcotics $175 per month per connection (Time Warner Cable) $ 4,200

525210 – CONFERENCE, MEETING & TRAINING EXP. $ 5,000

To meet requirements for certification, SC Code of Laws, Section 23-23-10 training must be attended. This reflects our in-house training needs required by law to provide to our personnel. The academy does not teach these courses, and in many cases we must send people outside the county for training so that they may maintain their certification and acquire advancement in technical fields which are changing rapidly in the law enforcement field. Training seminars requested during the year may vary as they are offered.

525230 – SUBSCRIPTIONS, DUES, & BOOKS $ 200

Funds are used to pay for reference materials, training manuals, subscriptions to periodical literature, and dues to professional organizations.

525240 – PERSONNEL MILEAGE $ 900

Reimbursement for mileage incurred from use of a personal vehicle is required. Travel is needed for peer-reviewed case in labs throughout the state and for training classes. The amount budgeted is based on $75 monthly expense.

525376 – UTILITIES – SPECIAL OPS STORAGE BUILDING $ 0

Utility amounts are allocated based on square footage. This facility will no longer being utilized for the storage of the helicopter; therefore, it is not a permissible expense for this fund. This expense has been moved to the general fund.

525386 – UTILITIES – INVESTIGATIONS SUBSTATION $ 10,795

Utility amounts are allocated based on square footage. The budget amount is based on average monthly cost through December plus a 5% contingency for potential rate increases. An additional $4,000 was included to cover the cost of propane that is used for heating the buildings. Propane is the only source of heat.

525600 – UNIFORMS & CLOTHING $ 5,000

The officers will need to purchase replacement uniforms, jackets and uniforms for tactical operations. The amount budgeted is an estimate.

526500 – LICENSES & PERMITS $ 700

This account will be used to pay fees for the inspection and certification of drug lab equipment by DHEC.

Calibration of Scales (SCDHEC)	$ 250
Bi-Annual Hood Inspection (DHEC)	$ 250
Permit for Drug Handling (DEA)	$ 200

529000 - UNCLASSIFIED $ 25,000

Informants are used in the area of criminal investigations due to the increase in drug related operations; monies must be readily available to aid in the process of capturing the drug dealers.

COUNTY OF LEXINGTON
LE / CIVIL PROCESS SERVER
Annual Budget
Fiscal Year - 2013-14

Object Code	Revenue Account Title	Actual 2011-12	Received Thru Dec 2012-13	Amended Budget Thru Dec 2012-13	Projected Revenues Thru Jun 2012-13	Requested 2013-14	Recommend 2013-14	Approved 2013-14
	***L/E - Civil Process Server 2638:**							
	Revenues:							
441000	Sheriff's Fees & Fines	47,987	23,899	51,276	51,276	87,648		
461000	Investment Interest	98	82	0	0	0		
	**** Total Revenue**	48,085	23,981	51,276	51,276	87,648		
	*****Total Appropriation**				162,862	44,578		
	Contingency:							
	Unused				118,874			
	Carryforward					0		
	FUND BALANCE							
	Beginning of Year				114,550	121,838	121,838	121,838
	FUND BALANCE - Projected							
	End of Year				121,838	164,908	121,838	121,838

Fund 2638
Division: Law Enforcement
Organization: 151200 - Operations

Object Code	Expenditure Classification	2011-12 Expenditure	2012-13 Expenditure (Dec)	2012-13 Amended (Dec)	2013-14 Requested	*BUDGET* 2013-14 Recommend	2013-14 Approved
	Personnel						
510300	Part Time - 2 (1.088 - FTE)	35,789	17,210	36,224	36,224		
511112	FICA - Employers Portion	2,742	1,320	2,771	2,771		
511113	State Retirement - Employers Portion	3,420	1,824	3,840	3,840		
511130	Workers Compensation	107	52	109	109		
519999	Personnel Contingency	0	0	858	1,448		
	*** Total Personnel**	**42,058**	**20,406**	**43,802**	**44,392**		
	Operating Expenses						
524201	General Tort Liability Insurance	23	12	24	24		
524202	Surety Bonds - 2	6	0	0	0		
525041	E-mail Service Charges - 2	162	81	162	162		
529903	Contingency	0	0	118,874	0		
	*** Total Operating**	**191**	**93**	**119,060**	**186**		
	**** Total Personnel & Operating**	**42,249**	**20,499**	**162,862**	**44,578**		
	Capital						
	**** Total Capital**	**0**	**0**	**0**	**0**		
	***** Total Budget Appropriation**	**42,249**	**20,499**	**162,862**	**44,578**		

SECTION V. - PROGRAM OVERVIEW

This fund is not a grant; it is a special revenue fund. Therefore, there is no term limit as long as there is sufficient revenue to support the expenses charged to this fund.

This program is for the service of all common pleas papers. The party requesting service pays an amount of $0 to $25. The amount paid depends on varying circumstances. The revenue generated by this program will be used to fund two part time clerical positions to enter the papers into a database, which tracks the service and attempted service of these documents. This information is then returned to the courts for official dockets.

SECTION VI. A. - SUMMARY OF REVENUES

441000 – SHERIFF'S FEES & FINES **$ 87,648**

This revenue is generated from the service of all common please papers. The party requesting the service pays an amount of $0 to $25. The amount paid depends on varying circumstances. The estimated revenue is calculated based on the first seven (7) months of the current fiscal year annualized.

SECTION VI. B. – LISTING OF POSITIONS

Current Staffing Level:

		Full Time Equivalent			
	Positions	General Fund	Other Fund	Total	Grade
Civil Process Server (2638-151200)					
Criminal Records Operator PT	1	0	.63	.63	7 –P/T
Criminal Records Operator PT	1	0	.63	.63	7 –P/T
Totals:	2	0	1.26	1.26	

SECTION VI. C. - OPERATING LINE ITEM NARRATIVES

524201 - GENERAL TORT LIABILITY INSURANCE $ 24

General tort liability insurance amounts are allocated based on number and liability classification of personnel. The budget amount is the estimate provided by the County's Risk Manager.

524202 – SURETY BOND $ 0

Surety bonds are due this fiscal year, they are paid every 3 fiscal years. Surety bonds will not be paid again until fiscal year 2015.

525041 – E-MAIL SERVICE CHARGES $ 162

E-mail service is a vital tool for communication among all individuals not just within Lexington County. The current cost is $6.75 per user per month.

2 users * $6.75 per month * 12 months = $ 162

SECTION III

COUNTY OF LEXINGTON
NEW PROGRAM PT COMPUTER TERMINAL OPERATOR
CIVIL PROCESS SERVER
Annual Budget
Fiscal Year - 2013-14

Fund: LE/CIVIL PROCESS SERVER
Division: Law Enforcement
Organization: LE/OPERATIONS 151200)

Object Code	Expenditure Classification	PT COMPUTER TERMINAL OPERATOR - GRADE 7	BUDGET 2013-14 Requested	2013-14 Recommend	2013-14 Approved
	Personnel	Quantity 50 hrs. per pp - 0.625 FTE			
510100	Salaries & Wages 4% Above Min.	1	19,682		
510200	Overtime		0		
511112	FICA Cost - 7.65%		1,506		
511113	State Retirement - 10.600%		2,086		
511114	Police Retirement - 12.840%		0		
511120	Insurance Fund Contribution - $7,800		0		
511130	Workers Compensation 0.0336/0.0030		59		
515600	Clothing Allowance - $800		0		
	*** Total Personnel**		**23,333**		
	Operating Expenses				
520233	Towing Service				
520300	Professional Services				
520702	Technical Currency & Support				
520800	Outside Printing				
521000	Office Supplies		500		
521100	Duplicating				
521200	Operating Supplies				
521208	Police Supplies				
522300	Vehicle Repairs & Maintenance				
524000	Building Insurance				
524100	Vehicle Insurance				
524201	General Tort Liability Insurance		24		
524202	Surety Bonds -		0		
525000	Telephone		252		
525004	WAN				
525020	Pagers & Cell Phones				
525021	Smart Phone Charges				
525030	800 MHz Radio Service Charges				
525041	E-mail Service Charges		81		
525210	Conference & Meeting Expense		1,000		
525230	Subscriptions, Dues, & Books		0		
525331	Utilities - Region Building				
525400	Gas, Fuel & Oil				
525600	Uniforms & Clothing				
	*** Total Operating**		**1,857**		
	**** Total Personnel & Operating**		**25,190**		
	Capital				
540000	Small Tools & Minor Equipment		500		
540010	Minor Software		0		
	All Other Equipment		1,570		
	**** Total Capital**		**2,070**		
	***** Total Budget Appropriation**		**27,260**		

SECTION IV

COUNTY OF LEXINGTON

Capital Item Summary
Fiscal Year - 2013-14

Fund # 2638 Fund Title: LE/Civil Process Server
Organization # 151200 Organization Title: LE/Operations
Program # Program Title:

Qty	Item Description	***BUDGET*** 2012-13 Requested Amount
	Small Tools & Minor Equipment	500
1	Desktop Computer (F2) w/ Accessories	1,320
1	Monitor for F2 Desktop Computer	250
	** Sub Total Capital - Page 1	**2,070**
	** Total Capital (Transfer Total to Section III)	**2,070**

SECTION V. - PROGRAM OVERVIEW

This fund is not a grant; it is a special revenue fund. Therefore, there is no term limit as long as there is sufficient revenue to support the expenses charged to this fund.

This program is for the service of all common pleas papers. The party requesting service pays an amount of $0 to $25. The amount paid depends on varying circumstances. The revenue generated by this program will be used to fund two part time clerical positions to enter the papers into a database, which tracks the service and attempted service of these documents. This information is then returned to the courts for official dockets. Additional staffing is needed for the civil process data processing and NCIC entry.

SECTION VI. B. – LISTING OF POSITIONS

Additional Staffing Level:

	Positions	Full Time Equivalent General Fund	Other Fund	Total	Grade
Law Enforcement/Operations:					
Computer Terminal Operator PT	1		0.625	0.625	7

SECTION VI. C. – OPERATING LINE ITEM NARRATIVES

521000 – OFFICE SUPPLIES $ 500

Routine office supplies are needed for operation (paper, pencils, ribbons, file folders, printer cartridges, etc.).

524201 – GENERAL TORT LIABILITY INSURANCE $ 24

General tort liability insurance amounts are allocated based on the number and liability classification of personnel. The budget amount is the recommendation of the County's Risk Manager.

524202 – SURETY BOND $ 0

Surety bonds are paid every 3 fiscal years and will not be paid again until fiscal year 2015.

525000 – TELEPHONE $ 252

This account will be used to pay telephone line charges. A telephone is needed to perform daily job tasks. The cost of a line with voicemail attached is $21.00 per month.

525041 – E-MAIL SERVICE CHARGES $ 81

E-mail service is a vital tool for communication among all individuals not just within Lexington County.
1 user * $6.75 per month * 12 months = $81

525210 – CONFERENCE, MEETING & TRAINING EXP. $ 1,000

Specialized training in the areas of customer service and human resources laws, practices, and management will be needed. The budget is an estimate.

SECTION VI. D. - CAPITAL LINE ITEM NARRATIVES

540000 – SMALL TOOLS & MINOR EQUIPMENT $ 500

This account is used to purchase chairs, telephones, file cabinets, and other items that may be classified as small tools & minor equipment that need replacement.

(1) DESKTOP COMPUTER (F2) w/ ACCESSORIES $ 1,320

A computer is needed to perform daily job tasks. The total estimated cost is $1,320.

(1) MONITOR FOR F2 DESKTOP COMPUTER $ 250

This monitor is for the computer above. The total estimated cost is $250.

COUNTY OF LEXINGTON
SCHOOL DISTRICT #3
Annual Budget
FY 2013-14 Estimated Revenue

Object Code	Revenue Account Title	Actual 2011-12	Received Thru Dec 2012-13	Amended Budget Thru Dec 2012-13	Projected Revenues Thru Jun 2012-13	Requested 2013-14	Recommend 2013-14	Approved 2013-14
	***L/E - School District #3 2639:**							
	Revenues:							
456100	Program Income	36,155	24,037	36,312	36,312	37,021		
461000	Investment Interest	61	54	0	0	0		
801000	Op Trn from General Fund/LE	34,287	19,673	39,345	39,345	39,258		
	**** Total Revenue**	70,503	43,764	75,657	75,657	76,279		
	*****Total Appropriation**				75,657	76,279		
	FUND BALANCE Beginning of Year				57,769	57,769	57,769	57,769
	FUND BALANCE - Projected End of Year				57,769	57,769	57,769	57,769

The expenditures in this fund are split 50/50 between the LCSD and the School District, but the overtime and related fringe cost are paid 100% by the LCSD.

COUNTY OF LEXINGTON
SCHOOL DISTRICT #3
Annual Budget
Fiscal Year - 2013-14

Fund 2639
Division: Law Enforcement
Organization: 151200 - Operations

Object Code	Expenditure Classification	2011-12 Expend	2012-13 Expend (Dec)	2012-13 Amended (Dec)	BUDGET 2013-14 Requested	BUDGET 2013-14 Recommend	BUDGET 2013-14 Approved
	Personnel						
510100	Salaries & Wages - 1	43,610	21,139	43,484	43,484		
510199	Special Overtime	1,603	934	1,806	1,806		
511112	FICA - Employer's Portion	3,129	1,513	3,465	3,465		
511114	Police Retirement - Employer's Portion	5,322	2,715	5,571	5,816		
511120	Employee Insurance - 1	7,800	3,900	7,800	7,800		
511130	Workers Compensation	1,520	742	1,522	1,522		
519999	Personnel Contingency	0	0	1,116	1,740		
	*** Total Personnel**	**62,984**	**30,943**	**64,764**	**65,633**		
	Operating Expenses						
520233	Towing Service	0	0	65	65		
521000	Office Supplies	0	0	50	50		
521200	Operating Supplies	0	0	50	50		
521208	Police Supplies	0	0	50	50		
522300	Vehicle Repairs & Maintenance	736	71	1,600	1,545		
524100	Vehicle Insurance - 1	530	265	546	546		
524201	General Tort Liability Insurance	723	361	745	745		
524202	Surety Bonds - 1	9	0	0	0		
525000	Telephone	64	32	72	72		
525020	Pagers and Cell Phones - 1	0	0	0	0		
525030	800 MHz Radio Service Charges - 1	485	233	681	681		
525031	800 MHz Radio Maintenance Contracts	60	63	76	76		
525041	E-mail Service Charges - 1	81	40	81	81		
525210	Conference, Meeting & Training Expense	30	0	500	500		
525230	Subscriptions, Dues, and Books	30	30	40	40		
525400	Gas, Fuel, & Oil	4,258	2,180	5,037	4,845		
525600	Uniforms & Clothing	878	0	1,300	1,300		
529903	Contingency	0	0	0	0		
539514	Refund - School District	0	0	0	0		
	*** Total Operating**	**7,884**	**3,275**	**10,893**	**10,646**		
	**** Total Personnel & Operating**	**70,868**	**34,218**	**75,657**	**76,279**		
	Capital						
	All Other Equipment	0	0	0	0		
	**** Total Capital**	**0**	**0**	**0**	**0**		
	***** Total Budget Appropriation**	**70,868**	**34,218**	**75,657**	**76,279**		

SECTION V. - PROGRAM OVERVIEW

The School Resource Officer program is provided for the safety and the security of the students in each high school in the Lexington County School Districts. The Lexington County Sheriff's Department and the School Officials are working together to provide a learning environment for the students that will be safe. The State of South Carolina has seen the crime rate rise within the past years with Lexington County also experiencing an increase of school related incidents such as gang and drug activity also.

SECTION VI. B. – LISTING OF POSITIONS

Current Staffing Level:

		Full Time Equivalent			
	Positions	General Fund	Other Fund	Total	Grade
LE / School District #3 Agreement (2639-151200)					
School Resource Officer	1		1	1	13
Totals:	1		1	1	

SECTION VI. C. – OPERATING LINE ITEM NARRATIVES

520233 – TOWING SERVICE $ 65

Wrecker services must be paid for the towing of County Vehicles and seized vehicles. The cost for a County Vehicle is $65. The amount budgeted assumes that the one vehicle assigned to this organization being towed once this fiscal year.

521000 - OFFICE SUPPLIES $ 50

Office supplies are required for School Resource Officers to perform their daily job tasks. Items requested are pens, file jackets, folders, diskettes, calendars and other general supplies that are used daily.
The individual items may vary slightly; therefore, an itemized cost breakdown was not provided.

521200 - OPERATING SUPPLIES $ 50

The School Resource Officers will need supplies for the operation of equipment and daily operations. Some items that will be used are audio and video tapes, film, disks, batteries, and other supplies as required for the grant.
The individual items may vary slightly; therefore, an itemized cost breakdown was not provided.

521208 – POLICE SUPPLIES $ 50

Police supplies are needed to purchase mace, OSHA kits, ASP batons, handcuffs, etc., as required by policy.
The individual items may vary slightly; therefore, an itemized cost breakdown was not provided.

522300 - VEHICLE REPAIRS AND MAINTENANCE $ 1,545

The cost of vehicle repairs and maintenance is anticipated to be higher than the current year's budget amount. These vehicles are aging and extraordinary maintenance is anticipated. Extraordinary maintenance includes transmission overhauls and rear end replacements.

524100 - VEHICLE INSURANCE $ 546

The budget amount is the estimate provided by the County's Risk Manager. Please see the vehicle detail schedule in the appendixes for cost allocation.

524201 - GENERAL TORT LIABILITY INSURANCE $ 745

General tort liability insurance amounts as allocated based on number and liability classification of personnel. The budget amount is the estimate provided by the County's Risk Manager.

524202 – SURETY BOND $ 0

Surety bonds are due this fiscal year, they are paid every 3 fiscal years. Surety bonds will not be paid again until fiscal year 2015.

525000 – TELEPHONE $ 72

Telephone line charges are required for daily operations and voice mail. The amount budgeted is based on contract price of $6 per month.

525030 – 800 MHz RADIO SERVICE CHARGES $ 681

The 800 MHz radios are required for communication. Please see the 800 MHz radio detail schedule in the appendixes for cost.

525031 – 800 MHz RADIO MAINTENANCE CHARGES $ 76

The 800 MHz radios are covered under a maintenance contract that covers some repairs that are required due to age and excessive use. Please see the 800 MHz radio detail schedule in the appendixes for cost allocation. The estimated maintenance cost per radio is $75.90.

525041 – E-MAIL SERVICE CHARGES $ 81

E-mail service is a vital tool for communication among all individuals not just within Lexington County. The current cost is $6.75 per user per month.

1 user * $6.75 per month * 12 months = $ 81

525210 – CONFERENCE, MEETING & TRAINING EXP. $ 500

School Resource officers must be sent for training so that they may maintain their certification and acquire advancement in technical fields.

525230 – SUBSCRIPTIONS, DUES, & BOOKS $ 40

The certified law enforcement officer dues for the South Carolina Law Enforcement Association are paid from this account. The cost for dues per SRO is $40.

525400 - GAS, FUEL, AND OIL $ 4,845

The amount budgeted is based on first 7 months expenditures and projection of the same for the remaining 5 months plus a 15% increase for the unstable fuel market. The budget amount is prorated equally among all vehicles assigned to the organization.

525600 – UNIFORMS AND CLOTHING $ 1,300

Uniforms are required to perform duties according to County Policy under Section 23-13-30 of the SC Code of Laws. Uniforms must be worn for recognition purposes and for safety purposes. These uniforms will be standard issue and are required for safety and recognition of the School Resource Officers. The estimated cost for uniforms per SRO is $650 each.

COUNTY OF LEXINGTON

School District 3
Annual Budget
Estimated Revenue
Fiscal Year - 2013-14

NEW PROGRAM

Object Code	Revenue Account Title	Projected Revenues Requested 2013-14	Recommend 2013-14	Approved 2013-14
	***L/E - School District #3 2639:**			
	Revenues:			
456100	Program Income	0	129,992	
461000	Investment Interest	0	0	
801000	Op Trn from General Fund/LE	0	0	
	**** Total Revenue**	0	129,992	
	*****Total Appropriation**	0	~~129,992~~ 129,992	
	FUND BALANCE Beginning of Year	0	0	
	FUND BALANCE - Projected End of Year	0	~~129,992~~ 0	

The expenditures in this fund will be paid 100% by School District 3.

COUNTY OF LEXINGTON

School District 3
Annual Budget
Fiscal Year - 2013-14

NEW PROGRAM

Fund: 2639
Division: Law Enforcement
Organization: 151200 - Operations

New Position
(1) SRO - Batesburg - Leesville

Object Code	Expenditure Classification	(1) SRO Grade 13	2013-14 Requested	BUDGET 2013-14 Recommend	BUDGET 2013-14 Approved
	Personnel				
510100	Salaries & Wages - 1 (4% Above Min.) - 42,860		46,982		
511112	FICA Cost		3,595		
511114	Police Retirement		6,033		
511120	Insurance Fund Contribution - 1		7,800		
511130	Workers Compensation		1,579		
	*** Total Personnel**		**65,989**		
	Operating Expenses				
520233	Towing Services		65		
521000	Office Supplies		120		
521200	Operating Supplies		300		
521208	Police Supplies		300		
522300	Vehicle Repairs & Maintenance		1,000		
524100	Vehicle Insurance - 1		546		
524201	General Tort Liability Insurance		745		
525004	WAN Service Charges		468		
525020	Pager and Cell Phone Service		0		
525030	800 MHz Radio Service Charges - 1		681		
525041	E-Mail Service Charges - 1		81		
525210	Conference & Meeting Expenses		2,000		
525230	Subscription, Dues & Books		40		
525400	Gas, Fuel, & Oil		6,000		
525600	Uniforms & Clothing		3,000		
	*** Total Operating**		**15,346**		
	****Total Personnel & Operating**		**81,335**		
	Capital				
540000	Small Tool s & Minor Equipment		325		
	(1) Drivers Licenses Barcode Scanners		350		
	(1) Electronic Control Device w/Accessories		1,602		
	(1) Personal Protective Equipment Kit		880		
	(1) 800 MHz Radio w/Accessories		5,100		
	(1) Ruggedixed Laptop (F4) w/Mounts		5,300		
	(1) Handgun w/Accessories		600		
	(1) Marked Utility Vehicle w/Access.		31,500		
	(1) MCT/MFR Licensing		3,000		
	**** Total Capital**		**48,657**		
	***** Total Budget Appropriation**		**129,992**		

SECTION IV

COUNTY OF LEXINGTON
Capital Item Summary
Fiscal Year - 2013-2014

Fund # 2639 Fund Title: LE/School District 3
Organization # 151200 Organization Title: LE/Operations Page 1
Program # Program Title:

Qty	Item Description	***BUDGET*** 2013-14 Requested Amount
	Small Tools and Minor Equipment	325
	Minor Software	0
1	Drivers License Barcode Scanners	350
1	Electronic Control Devices with Accessories	1,602
1	Personal Protection Equipment Kits	880
1	800 MHz Radios	5,100
1	Ruggedized Computers W/Accessories to include Vehicle Mount	5,300
1	Handguns with Accessories	600
1	Marked Utility Vehicles with Equipment	31,500
1	MCT/MFR Licensing	3,000
	** **Sub Total Capital - Page 1**	**48,657**
	** **Grand Total Capital (Transfer Total to Section I and II)**	**48,657**

SECTION V. – PROGRAM OVERVIEW

Lexington County School District 3 has requested an additional School Resource Officer for a law enforcement vocational education program. The school district has agreed to fund 100% of the cost of this program.

SECTION VI. B. – LISTING OF POSITIONS

Additional Staffing Level:

		Full Time Equivalent			
	Positions	General Fund	Other Fund	Total	Grade
School Resource Officer	1		1	1	13

SECTION VI. C. - OPERATING LINE ITEM NARRATIVES

520233 – TOWING SERVICE $ 65

Wrecker services must be paid for the towing of County Vehicles and seized vehicles. The cost for a County Vehicle is $65. The amount budgeted assumes each vehicle will be towed once during the fiscal year.

521000 - OFFICE SUPPLIES $ 120

Major expenditures in this account are folders, pens, laser printer cartridges etc. required for preparation of case files. The amount budgeted is an estimate of $120 per year per deputy.

521200 - OPERATING SUPPLIES $ 300

The greatest expenditure in this account is crime scene processing supplies, recording media for evidence purposes and court trials of investigative and traffic cases. Departmental standards require that evidence media not be re-used, necessitating the need for more media. Evidence bags, disposable gloves, fingerprint kits, evidence boxes, evidence labels, hazardous waste disposal kits, etc, must be used to process criminal investigative cases according to SC Code of Laws and Federal laws. The conversion to digital images will continue to reduce the amount of film and film processing needed. The amount budgeted is an estimate of $300 per year per deputy.

521208 - POLICE SUPPLIES $ 300

Officers must be supplied with items such as flashlights, batteries, handcuffs, summons books, holders, etc. to perform daily job duties. Ticket books, restraint devices to include handcuffs, sheriff's notebooks, badge, traffic wand for flashlight and oc spray is a partial list of the items that will be needed. The amount budgeted is an estimate of $300 per year per deputy.

522300 - VEHICLE REPAIRS & MAINTENANCE $ 1,000

These vehicles require periodic maintenance and the estimated anuual cost per vehicle is $1,000.

524100 - VEHICLE INSURANCE $ 546

The budget amount per vehicle is the estimate provided by the County's Risk Manager, $546 per vehicle.

524201 - GENERAL TORT LIABILITY INSURANCE $745

General tort liability insurance amounts as allocated based on number of personnel. The budget amount is the estimate provided by the County's Risk Manager, $745 per officer.

524202 – SURETY BOND $ 0

Surety bonds will not be paid again until fiscal year 2015.

525004 – WAN SERVICE CHARGES $ 468

This account is used to pay connection charges for wide area networks. Each deputy has a an air card that enables access to all of our network from the vehicle. The cost per month is $39 per deputy for an annual cost per deputy of $468.

525030 – 800 MHz RADIO SERVICE CHARGES $ 681

The 800 MHz radios are required for communication. We have five sites to obtain complete coverage. The amount budgeted does not consider the 10% legislative discount we are currently receiving because we have no guarantee that this will continue next fiscal year. The cost per radio per year is $681.

525041 – E-MAIL SERVICE CHARGES $ 81

E-mail service is a vital tool for communication among all individuals not just within Lexington County.
$6.75 per month per user = $81 annually per position.

525210 – CONFERENCE, MEETING & TRAINING EXP. $ 2,000

To meet requirements for certification, SC Code of Laws, Section 23-23-10 training must be attended. These include: Class I enforcement personnel (40 hours/3 years), Class III dispatch personnel (in-service legal updates) and reserve officer (in-service once a month). This reflects in-house training needs required by law and Accreditation standards to provide to personnel. The academy does not teach these courses, and in many cases, employees must be sent outside the county for training so that they may maintain their certification and acquire advancement in technical fields. The estimated annual cost per deputy is $2,000.

525230 - SUBSCRIPTIONS, DUES & BOOKS $ 40

Various subscriptions and memberships are needed as they relate to law enforcement statistics, training, and legal updates. These subscriptions and organizational memberships provide information that assist with the daily management, operations, and industry trends. The estimate per year per deputy is $40.

525400 - GAS, FUEL & OIL $ 6,000

The budget amount assumes $6,000 per deputy.

525600 - UNIFORMS & CLOTHING $ 3,000

Uniforms are requested under Section 23-13-30 of the SC Code of Laws. Each officer receives replacement uniforms 2 times a year. The estimated annual cost per deputy is $3,000.

SECTION VI. D. - CAPITAL LINE ITEM NARRATIVES

540000 - SMALL TOOLS AND MINOR EQUIPMENT $ 325

These items are needed by each deputy to perform the duties assigned. The items to be purchased from this account for each deputy are as follows:
Digital Cameras w/Case & Memory Card $125
Rechargeable Flashlights with car chargers $100
Digital Recorders $100
Total for small tools and minor equipment per deputy is $325

(1) DRIVERS LICENSE BARCODE SCANNERS $ 350

Each deputy needs these scanners to read the bar codes on the back of the drivers license. This reduces data entry of data already available and increases the efficiency and accuracy of the data captured. The total estimated cost per deputy is $350.

(1) ELECTRONIC CONTROL DEVICES WITH ACCESSORIES $ 1,602

Electronic Control Devices are becoming an effective way to issue less lethal force when needed to detain combative subjects. One electronic control device with accessories consist of the electronic control device, a duty holster, four (4) training cartridges, and four (4) duty cartridges. The total estimated cost per deputy is $1602.

(1) PERSONAL PROTECTIVE EQUIPMENT KITS $ 880

These personal protective equipment kits are used in the event of a hazardous chemical or substance spill. These kits are needed for our road patrol units to keep them OSHA compliant. The total estimated cost per deputy is $880.

(1) 800 MHz RADIOS $ 5,100

These radios are needed for officer safety. They enable the deputy to communicate with County Communication and the reverse. The total estimated cost per deputy is $5100.

(1) RUGGEDIZED COMPUTERS W/ACCESSORIES TO INCLUDE VEHICLE MOUNT $ 5,300

These computers are transported in the deputies vehicles and are required for records management. The total estimated cost per deputy is $5300.

(1) HANDGUNS WITH ACCESSORIES $ 600

Handguns are required to perform the duties of a law enforcement officer. The total estimated cost per deputy is $600.

(1) MARKED UTILITY VEHICLES WITH EQUIPMENT $ 31,500

A marked vehicle is required to perform the duties of a deputy. The total estimated cost per deputy is $31500.

(1) MCT/MFR LICENSING $ 3,000

This licensing is required for our field reporting and records management system. The total estimated cost per deputy is $3,000.

COUNTY OF LEXINGTON
SCHOOL DISTRICT #4
Annual Budget
FY 2013-14 Estimated Revenue

Object Code	Revenue Account Title	Actual 2011-12	Received Thru Dec 2012-13	Amended Budget Thru Dec 2012-13	Projected Revenues Thru Jun 2012-13	Requested 2013-14	Recommend 2013-14	Approved 2013-14
	***L/E - School District #4 2640:**							
	Revenues:							
456100	Program Income	59,467	35,994	71,254	71,254	73,759		
461000	Investment Interest	49	46	0	0	0		
801000	Op Trn from General Fund/LE	72,039	38,464	76,928	76,928	78,714		
	**** Total Revenue**	131,555	74,504	148,182	148,182	152,473		
	*****Total Appropriation**				148,182	152,473		
	FUND BALANCE Beginning of Year				41,820	41,820	41,820	41,820
	FUND BALANCE - Projected End of Year				41,820	41,820	41,820	41,820

The expenditures in this fund are split 50/50 between the LCSD and the School District, but the overtime and related fringe costs are paid 100% by the LCSD.

COUNTY OF LEXINGTON
SCHOOL DISTRICT #4
Annual Budget
Fiscal Year - 2013-14

Fund 2640
Division: Law Enforcement
Organization: 151200 - Operations

Object Code	Expenditure Classification	2011-12 Expend	2012-13 Expend (Dec)	2012-13 Amended (Dec)	BUDGET 2013-14 Requested	BUDGET 2013-14 Recommend	BUDGET 2013-14 Approved
	Personnel						
510100	Salaries & Wages - 2	76,380	42,287	87,897	87,897		
510199	Special Overtime	1,406	1,429	4,000	4,000		
511112	FICA - Employer's Portion	5,322	3,025	7,030	7,030		
511114	Police Retirement - Employer's Portion	9,183	3,072	11,303	11,800		
511120	Employee Insurance - 2	13,000	7,800	15,600	15,600		
511130	Workers Compensation	2,622	1,471	3,087	3,088		
515600	Clothing Allowance	200	2,305	0	0		
519999	Personnel Contingency	0	0	2,267	3,516		
	*** Total Personnel**	**108,113**	**61,389**	**131,184**	**132,931**		
	Operating Expenses						
520233	Towing Service	0	0	130	130		
521000	Office Supplies	0	0	100	100		
521200	Operating Supplies	0	0	100	100		
521208	Police Supplies	0	0	100	100		
522300	Vehicle Repairs & Maintenance	567	615	2,000	2,000		
524100	Vehicle Insurance - 2	1,060	530	1,092	1,092		
524201	General Tort Liability Insurance	1,446	723	1,490	1,490		
524202	Surety Bonds - 2	19	0	0	0		
525000	Telephone	64	32	144	144		
525020	Pagers and Cell Phones - 2	0	0	0	0		
525030	800 MHz Radio Service Charges - 2	969	465	1,362	1,362		
525031	800 MHz Radio Maintenance Contracts	120	126	152	152		
525041	E-mail Service Charges - 2	162	81	162	162		
525210	Conference, Meeting & Training Expense	60	0	1,000	1,000		
525230	Subscriptions, Dues, & Books	60	60	80	80		
525400	Gas, Fuel, & Oil	5,943	3,898	6,486	9,030		
525600	Uniforms & Clothing	1,757	0	2,600	2,600		
529903	Contingency	0	0	0	0		
539514	Refund - School District	0	0	0	0		
	*** Total Operating**	**12,227**	**6,530**	**16,998**	**19,542**		
	**** Total Personnel & Operating**	**120,340**	**67,919**	**148,182**	**152,473**		
	Capital						
	All Other Equipment	0	0	0	0		
	**** Total Capital**	**0**	**0**	**0**	**0**		
	***** Total Budget Appropriation**	**120,340**	**67,919**	**148,182**	**152,473**		

SECTION V. - PROGRAM OVERVIEW

The School Resource Officer program is provided for the safety and the security of the students in each high school in the Lexington County School Districts. The Lexington County Sheriff's Department and the School Officials are working together to provide a learning environment for the students that will be safe. The State of South Carolina has seen the crime rate rise within the past years with Lexington County also experiencing an increase of school related incidents such as gang and drug activity also.

SECTION VI. B. – LISTING OF POSITIONS

Current Staffing Level:

		Full Time Equivalent			
	Positions	General Fund	Other Fund	Total	Grade
LE / School District #4 Agreement (2640-151200)					
School Resource Officer	2		2	2	13
Totals:	2		2	2	

SECTION VI. C. – OPERATING LINE ITEM NARRATIVES

520233 – TOWING SERVICE $ 130

Wrecker services must be paid for the towing of County Vehicles and seized vehicles. The cost for a County Vehicle is $65. The amount budgeted assumes that the two vehicles assigned to this organization being towed once this fiscal year.

521000 - OFFICE SUPPLIES $ 100

Office supplies are required for School Resource Officers to perform their daily job tasks. Items requested are pens, file jackets, folders, diskettes, calendars and other general supplies that are used daily.
The individual items may vary slightly; therefore, an itemized cost breakdown was not provided.

521200 - OPERATING SUPPLIES $ 100

The School Resource Officers will need supplies for the operation of equipment and daily operations. Some items that will be used are audio and video tapes, film, disks, batteries, and other supplies as required for the grant.
The individual items may vary slightly; therefore, an itemized cost breakdown was not provided.

521208 – POLICE SUPPLIES $ 100

Police supplies are needed to purchase mace, OSHA kits, ASP batons, handcuffs, etc., as required by policy.
The individual items may vary slightly; therefore, an itemized cost breakdown was not provided.

522300 - VEHICLE REPAIRS AND MAINTENANCE $ 2,000

The cost of vehicle repairs and maintenance is anticipated to be higher than the current year's budget amount. These vehicles are aging and extraordinary maintenance is anticipated. Extraordinary maintenance includes transmission overhauls and rear end replacements. No less than $1,000 is budgeted for repairs per vehicle.

524100 - VEHICLE INSURANCE $ 1,092

The budget amount is the estimate provided by the County's Risk Manager.

524201 - GENERAL TORT LIABILITY INSURANCE $ 1,490

General tort liability insurance amounts as allocated based on number and liability classification of personnel. The budget amount is the estimate provided by the County's Risk Manager.

524202 – SURETY BOND $ 0

Surety bonds are due this fiscal year, they are paid every 3 fiscal years. Surety bonds will not be paid again until fiscal year 2015.

525000 – TELEPHONE $ 144

Telephone line charges are required for daily operations and voice mail. The amount budgeted is based on contract price of $12 per month.

525030 – 800 MHz RADIO SERVICE CHARGES $ 1,362

The 800 MHz radios are required for communication. Please see the 800 MHz radio detail schedule in the appendixes for cost.

525031 – 800 MHz RADIO MAINTENANCE CHARGES $ 152

The 800 MHz radios are covered under a maintenance contract that covers some repairs that are required due to age and excessive use. Please see the 800 MHz radio detail schedule in the appendixes for cost allocation. The estimated maintenance cost per radio is $75.90.

525041 – E-MAIL SERVICE CHARGES $ 162

E-mail service is a vital tool for communication among all individuals not just within Lexington County. The current cost is $6.75 per user per month.

2 users * $6.75 per month * 12 months = $ 162

525210 – CONFERENCE, MEETING & TRAINING EXP. $ 1,000

School Resource officers must be sent for training so that they may maintain their certification and acquire advancement in technical fields.

525230 – SUBSCRIPTIONS, DUES, & BOOKS $ 80

The certified law enforcement officer dues for the South Carolina Law Enforcement Association are paid from this account. The cost for dues per SRO is $40.

525400 - GAS, FUEL, AND OIL $ 9,030

The amount budgeted is based on first 7 months expenditures and projection of the same for the remaining 5 months plus a 15% increase for next fiscal year. The 15% increase is due to the unstable fuel market. The budget amount is prorated equally among all vehicles assigned to the organization.

525600 – UNIFORMS AND CLOTHING $ 2,600

Uniforms are required to perform duties according to County Policy under Section 23-13-30 of the SC Code of Laws. Uniforms must be worn for recognition purposes and for safety purposes. These uniforms will be standard issue and are required for safety and recognition of the School Resource Officers. The estimated cost for uniforms per SRO is $650 each.

COUNTY OF LEXINGTON
SCHOOL DISTRICT #5
Annual Budget
FY 2013-14 Estimated Revenue

Object Code	Revenue Account Title	Actual 2011-12	Received Thru Dec 2012-13	Amended Budget Thru Dec 2012-13	Projected Revenues Thru Jun 2012-13	Requested 2013-14	Recommend 2013-14	Approved 2013-14
	***L/E - School District #5 2641:**							
	Revenues:							
456100	Program Income	193,142	125,242	180,950	180,950	184,015		
461000	Investment Interest	113	94	0	0	0		
801000	Op Trn from General Fund/LE	195,440	96,924	193,846	193,846	194,875		
	**** Total Revenue**	388,695	222,260	374,796	374,796	378,890		
	*****Total Appropriation**				374,796	378,890		
	FUND BALANCE Beginning of Year				109,667	109,667	109,667	109,667
	FUND BALANCE - Projected End of Year				109,667	109,667	109,667	109,667

The expenditures in this fund are split 50/50 between the LCSD and the School District, but the overtime and related fringe costs are paid 100% by the LCSD.

COUNTY OF LEXINGTON
SCHOOL DISTRICT #5
Annual Budget
Fiscal Year - 2013-14

Fund 2641
Division: Law Enforcement
Organization: 151200 - Operations

Object Code	Expenditure Classification	2011-12 Expend	2012-13 Expend (Dec)	2012-13 Amended (Dec)	2013-14 Requested	*BUDGET* 2013-14 Recommend	2013-14 Approved
	Personnel						
510100	Salaries & Wages - 5	235,779	108,082	225,287	225,287		
510199	Special Overtime	7,521	2,500	8,768	8,768		
510200	Overtime	375	0	0	0		
511112	FICA - Employer's Portion	17,666	8,022	17,905	17,905		
511114	Police Retirement - Employer's Portion	23,356	10,995	28,789	30,053		
511120	Employee Insurance - 5	39,000	19,500	39,000	39,000		
511130	Workers Compensation	8,192	3,720	7,866	7,866		
511214	PORS - Emplr. Port. (Retiree)	5,332	2,607	0	0		
519999	Personnel Contingency	0	0	5,772	9,012		
	*** Total Personnel**	**337,221**	**155,426**	**333,387**	**337,891**		
	Operating Expenses						
520233	Towing Service	0	0	325	325		
521000	Office Supplies	0	0	250	250		
521200	Operating Supplies	0	0	250	250		
521208	Police Supplies	0	0	250	250		
522300	Vehicle Repairs & Maintenance	2,590	417	5,070	5,000		
524100	Vehicle Insurance - 5	2,650	1,325	2,730	2,730		
524201	General Tort Liability Insurance	3,615	1,808	3,724	3,724		
524202	Surety Bonds - 5	47	0	0	0		
525000	Telephone	318	159	326	326		
525020	Pagers and Cell Phones - 5	1,415	616	1,680	1,680		
525030	800 MHz Radio Service Charges - 5	2,423	1,163	3,404	3,404		
525031	800 MHz Radio Maintenance Contracts	301	316	380	380		
525041	E-mail Service Charges - 5	405	202	405	405		
525210	Conference, Meeting & Training Expense	275	240	2,500	2,500		
525230	Subscriptions, Dues, & Books	150	150	200	200		
525400	Gas, Fuel, & Oil	11,135	5,869	13,415	13,075		
525600	Uniforms & Clothing	4,392	280	6,500	6,500		
529903	Contingency	0	0	0	0		
539514	Refund - School District	0	0	0	0		
	*** Total Operating**	**29,716**	**12,545**	**41,409**	**40,999**		
	**** Total Personnel & Operating**	**366,937**	**167,971**	**374,796**	**378,890**		
	Capital						
540000	Small Tools & Minor Equipment	0	0	0	0		
540010	Minor Software	0	0	0	0		
	All Other Equipment	27,243	0	0	0		
	**** Total Capital**	**27,243**	**0**	**0**	**0**		
	***** Total Budget Appropriation**	**394,180**	**167,971**	**374,796**	**378,890**		

SECTION V. - PROGRAM OVERVIEW

The School Resource Officer program is provided for the safety and the security of the students in each high school in the Lexington County School Districts. The Lexington County Sheriff's Department and the School Officials are working together to provide a learning environment for the students that will be safe. The State of South Carolina has seen the crime rate rise within the past years with Lexington County also experiencing an increase of school related incidents such as gang and drug activity within those years.

SECTION VI. B. – LISTING OF POSITIONS

Current Staffing Level:

		Full Time Equivalent			
	Positions	General Fund	Other Fund	Total	Grade
LE / School District #5 Agreement (2641-151200)					
School Resource Officer	5		5	5	13
Totals:	5		5	5	

SECTION VI. C. – OPERATING LINE ITEM NARRATIVES

520233 – TOWING SERVICE $ 325

Wrecker services must be paid for the towing of County Vehicles and seized vehicles. The cost for a County Vehicle is $65. This budget is an estimate.

521000 - OFFICE SUPPLIES $ 250

Office supplies are required for School Resource Officers to perform their daily job tasks. Items requested are pens, file jackets, folders, diskettes, calendars and other general supplies that are used daily.
The amount budgeted is for 5 SRO's. The individual items may vary slightly; therefore, an itemized cost breakdown was not provided.

521200 - OPERATING SUPPLIES $ 250

The School Resource Officers will need supplies for the operation of equipment and daily operations. Some items that will be used are audio and video tapes, film, disks, batteries, and other supplies as required.
The amount budgeted is for 5 SRO's. The individual items may vary slightly; therefore, an itemized cost breakdown was not provided.

521208 – POLICE SUPPLIES $ 250

Police supplies are needed to purchase mace, OSHA kits, ASP batons, handcuffs, etc., as required by policy.
The amount budged is for 5 SRO's. The individual items may vary slightly; therefore, an itemized cost breakdown was not provided.

522300 - VEHICLE REPAIRS AND MAINTENANCE $ 5,000

The cost of vehicle repairs and maintenance is anticipated to be higher than the current year's budget amount. These vehicles are aging and extraordinary maintenance is anticipated. Extraordinary maintenance includes transmission overhauls and rear end replacements. No less than $1,000 per vehicle is budgeted for vehicle repairs and maintenance.

524100 - VEHICLE INSURANCE $ 2,730

The budget amount is the estimate provided by the County's Risk Manager. Please see the vehicle detail schedule in the appendixes for cost allocation.

524201 - GENERAL TORT LIABILITY INSURANCE $ 3,724

General tort liability insurance amounts are allocated based on number and liability classification of personnel. The budget amount is the estimate provided by the County's Risk Manager.

524202 – SURETY BOND $ 0

Surety bonds are due this fiscal year, they are paid every 3 fiscal years. Surety bonds will not be paid again until fiscal year 2015.

525000 – TELEPHONE $ 326

Telephone line charges are required for operations and for voice mail. The monthly cost as per contract is $28.

525020 - PAGERS AND CELL PHONES $ 1,680

The School Resource Officers are required to have a mobile telephone or a pager for emergency communication purposes. There are two cell phones and five pagers charged to this organization. The monthly cost for the both cell phones is $110 and the monthly cost of the 3 pagers is $30.

525030 – 800 MHz RADIO SERVICE CHARGES $ 3,404

Monthly service is required for the 800 MHz radios used by the School Resource Officers for communication purposes and to contact other law enforcement agencies.

525031 – 800 MHz RADIO MAINTENANCE CHARGES $ 380

The 800 MHz radios are required for communication. The USF fee charged in former years was deleted saving $0.50 per radio, lowering the yearly cost. Please see the 800 MHz radio detail schedule in the appendixes for cost. The estimated maintenance cost per radio is $75.90.

525041 – E-MAIL SERVICE CHARGES $ 405

E-mail service is a vital tool for communication among all individuals not just within Lexington County. The current cost is $6.75 per user per month.

5 users * $6.75 per month * 12 months = $ 405

525210 – CONFERENCE, MEETING & TRAINING EXP. $ 2,500

School Resource officers must be sent for training so that they may maintain their certification and acquire advancement in technical fields.

525230 – SUBSCRIPTIONS, DUES, & BOOKS $ 200

The certified law enforcement officer dues for the South Carolina Law Enforcement Association are paid from this account. The cost for dues per SRO is $40.

525400 - GAS, FUEL, AND OIL $ 13,075

The amount budgeted is based on first 7 months expenditures and projection of the same for the remaining 5 months plus a 15% increase due to the unstable fuel market. The budget amount is prorated equally among all vehicles assigned to the organization.

525600 – UNIFORMS AND CLOTHING $ 6,500

Uniforms are required to perform duties according to County Policy under Section 23-13-30 of the SC Code of Laws. Uniforms must be worn for recognition purposes and for safety purposes. These uniforms will be standard issue and are required for safety and recognition of the School Resource Officers. The amount budgeted is based on one issue of 5 uniforms per officer.

COUNTY OF LEXINGTON
LAW ENFORCEMENT/ALCOHOL ENFORCEMENT TEAM
Annual Budget
Fiscal Year - 2013-14

Object Code	Revenue Account Title	Actual 2011-12	Received Thru Dec 2012-13	Amended Budget Thru Dec 2012-13	Projected Revenues Thru Jun 2012-13	Requested 2013-14	Recommend 2013-14	Approved 2013-14
	***L/E - Alcohol Enforcement Team 2642:**							
	Revenues:							
438206	LE/Alcohol Enforce Team Fees	9,087	990	9,150	9,150	13,804		
461000	Investment Interest	41	34	0	0	0		
	**** Total Revenue**	9,128	1,024	9,150	9,150	13,804		
	*****Total Appropriation**				19,085	13,804		
	FUND BALANCE Beginning of Year				47,560	37,625	37,625	37,625
	FUND BALANCE - Projected End of Year				37,625	37,625	37,625	37,625

Fund 2642
Division: Law Enforcement
Organization: 151200 - Operations

Object Code	Expenditure Classification	2011-12 Expend	2012-13 Expend (Dec)	2012-13 Amended (Dec)	BUDGET 2013-14 Requested	BUDGET 2013-14 Recommend	BUDGET 2013-14 Approved
	Personnel						
510100	Salaries & Wages	565	155	0	0		
510200	Overtime	6,304	952	8,400	8,400		
511112	FICA - Employer's Portion	479	78	643	643		
511114	PORS - Employer's Portion	785	136	1,033	1,079		
511130	Workers Compensation	231	37	282	282		
511214	PORS - Employer's Portion (Retiree)	23	0	0	0		
	*** Total Personnel**	**8,387**	**1,358**	**10,358**	**10,404**		
	Operating Expenses						
521208	Police Supplies	0	0	0	0		
525600	Uniforms & Clothing	0	0	400	400		
529000	Unclassified	0	0	8,327	3,000		
529903	Contingency	0	0	0	0		
	*** Total Operating**	**0**	**0**	**8,727**	**3,400**		
	**** Total Personnel & Operating**	**8,387**	**1,358**	**19,085**	**13,804**		
	Capital						
	All Other Equipment	0	0	0	0		
	**** Total Capital**	**0**	**0**	**0**	**0**		
	***** Total Budget Appropriation**	**8,387**	**1,358**	**19,085**	**13,804**		

SECTION V. – PROGRAM OVERVIEW

A contractual agreement between the Lexington County Sheriff's Department and the Lexington Richland Alcohol and Drug Abuse Council (LRADAC) promotes the reduction of teenage alcohol and tobacco use by enforcing the legal age for purchasing alcohol and tobacco. LRADAC will pay for the overtime worked by officers enforcing the legal age for purchasing of alcohol. The revenue generated by this contract is used to offset the overtime costs incurred.

SECTION VI. C. - OPERATING LINE ITEM NARRATIVES

525600 - UNIFORMS & CLOTHING $ 400

Uniforms are requested under Section 23-13-30 of the SC Code of Laws. Each officer receives replacement uniforms 2 times a year. The number of uniforms ordered depends on the job function. This account would be used to purchase 2 pairs of tactical pants for each of the 4 officers working the AET. Each pair of pants is $50 each.

529000 - UNCLASSIFIED $ 3,000

Informants are used in the area of criminal investigations due to the increase in alcohol purchases by minors. These funds will be used to aid in the process of capturing the individuals and vendors that sell alcohol to underage people. The estimated amount is $3,000.

COUNTY OF LEXINGTON

School District 1
Annual Budget
FY 2013-14 Estimated Revenue

NEW PROGRAM

Object Code	Revenue Account Title	Projected Revenues Requested 2013-2014	Recommend 2013-2014	Approved 2013-2014
	***L/E - School District #1 Grant**			
	Revenues:			
456100	Program Income	0	118,220	
461000	Investment Interest	0	0	
801000	Op Trn from General Fund/LE	0	13,135	
	**** Total Revenue**	0	131,355	
	*****Total Appropriation**	0	131,355	
	FUND BALANCE Beginning of Year	0	0	
	FUND BALANCE - Projected End of Year	0	0	

COUNTY OF LEXINGTON

School District 1
Annual Budget
Fiscal Year - 2013-14

NEW PROGRAM

Fund: NEW
Division: Law Enforcement
Organization: 151200 - Operations

New Position
1) SRO - MEADOW GLENN MIDDLI

Object Code	Expenditure Classification	(1) SRO Grade 13	2013-2014 Requested	BUDGET 2013-2014 Recommend	BUDGET 2013-2014 Approved
	Personnel				
510100	Salaries & Wages - 1		0	46,000	
510199	Special Overtime			3,000	
511112	FICA Cost		0	3,749	
511114	Police Retirement		0	6,027	
511120	Insurance Fund Contribution - 1		0	8,000	
511130	Workers Compensation		0	1,794	
	*** Total Personnel**		**0**	**68,570**	
	Operating Expenses				
521000	Office Supplies		0	150	
521200	Operating Supplies		0	200	
521208	Police Supplies		0	800	
522300	Vehicle Repairs & Maintenance		0	1,000	
524100	Vehicle Insurance - 1		0	550	
524201	General Tort Liability Insurance		0	795	
525004	WAN Service Charges		0	470	
525020	Pager and Cell Phone Service			300	
525030	800 MHz Radio Service Charges - 1		0	685	
525041	E-Mail Service Charges - 1		0	85	
525210	Conference & Meeting Expenses		0	2,000	
525230	Subscription, Dues & Books		0	40	
525400	Gas, Fuel, & Oil		0	6,000	
525600	Uniforms & Clothing		0	2,000	
	*** Total Operating**		**0**	**15,075**	
	****Total Personnel & Operating**		**0**	**83,645**	
	Capital				
540000	Small Tool s & Minor Equipment		0	375	
	(1) Drivers Licenses Barcode Scanners	270	0	270	
	(1) Electronic Control Device w/Accessories	1584	0	1,585	
	(1) Personal Protective Equipment Kit	880	0	880	
	(1) 800 MHz Radio w/Accessories	5400	0	5,400	
	(1) Ruggedixed Laptop (F4) w/Mounts	5300	0	5,300	
	(1) Handgun w/Accessories	700	0	700	
	(1) Marked Vehicle w/Access.	30000	0	30,200	
	(1) MCT/MFR Licensing	3000	0	3,000	
	**** Total Capital**		**0**	**47,710**	
	***** Total Budget Appropriation**		**0**	**131,355**	

SECTION IV

COUNTY OF LEXINGTON
Capital Item Summary
Fiscal Year - 2013 - 2014

Fund # NEW Fund Title: School Resource Officer
Organization # 151200 Organization Title: L.E./Operations
Program # NEW SRO Program Title: SRO - MEADOW GLENN MIDDLE

Qty	Item Description	***BUDGET*** 2013 - 2014 Requested Amount
	Small Tools and Minor Equipment	375
1	Drivers' License Bar Code Scanner	270
1	Electronic Control Device w/Accessories	1,585
1	Personal Protective Equipment Kit	880
1	800 MHz Digital Encrypt Radio and Accessories	5,400
1	Ruggadized Laptop (F4) w/Mounts	5,300
1	Handgun and Accessories	700
1	Marked Utility Vehicle, Emergency Equip, Accessories	30,200
1	MCT/MFR Licensing	3,000
	**** Total Capital (Transfer Total to Section III)**	**47,710**

SECTION V. - PROGRAM OVERVIEW

The School Resource Officer program is provided for the safety and the security of the students in each high school in the Lexington County School Districts. The Lexington County Sheriff's Department and the School Officials are working together to provide a learning environment for the students that will be safe. The State of South Carolina has seen the crime rate rise and Lexington County also experiences an increase of school related incidents such as gang and drug activity.

The School Resource Officer will be placed at Meadow Glenn Middle School.

SECTION VI. B. – LISTING OF POSITIONS

Current Staffing Level:

	Positions	Full Time Equivalent General Fund	Other Fund	Total	Grade
LE / School District #1 Annual Contract Agreement (2633-151200)					
School Resource Officer	11	5	5	11	13
Totals:	11	5	5	11	

	Positions	Full Time Equivalent General Fund	Other Fund	Total	Grade
Meadow Glenn Middle School School Resource Officer	0	0	1	1	13

SECTION VI. C. – OPERATING LINE ITEM NARRATIVES

521000 - OFFICE SUPPLIES $ 150

Office supplies are required for School Resource Officers to perform their daily job tasks. Items requested are pens, file jackets, folders, diskettes, calendars and other general supplies that are used daily. The amount budgeted is for 1 SRO.

521200 - OPERATING SUPPLIES $ 200

The School Resource Officers will need supplies for the operation of equipment and daily operations. Some items that will be used are audio and video tapes, film, disks, batteries, and other supplies as required for the grant. The amount budgeted is for 1 SRO.

521208 – POLICE SUPPLIES $ 800

Police supplies are needed to purchase mace, OSHA kits, ASP batons, handcuffs, etc., as required by policy. The amount budgeted is for 1 SRO.

522300 - VEHICLE REPAIRS AND MAINTENANCE $1 ,000

The amount budgeted is a projection for extraordinary maintenance; however, the minimum budget per vehicle is $1,000. The extraordinary maintenance includes transmission overhauls and rear end replacements.

524100 - VEHICLE INSURANCE $ 550

The budget amount is the estimate provided by the County's Risk Manager. Please see the vehicle detail schedule in the appendixes for cost allocation.

524201 - GENERAL TORT LIABILITY INSURANCE $ 795

General tort liability insurance amounts as allocated based on number and liability classification of personnel. The budget amount is the estimate provided by the County's Risk Manager.

524202 – SURETY BOND $ 0

Surety bonds are due this fiscal year, they are paid every 3 fiscal years. Surety bonds will not be paid again until fiscal year 2015.

525004 –WAN Service Charges $ 470

Wireless service charges are required for daily operations and internet service for the records management system. The amount budgeted is based on the estimated price.

525020 - PAGERS AND CELL PHONES $ 300

The School Resource Officers are required to have a pager for safety purposes and emergency communication. The cost is estimated.

525030 – 800 MHz RADIO SERVICE CHARGES $ 685

The 800 MHz radios are required for communication.

525031 – 800 MHz RADIO MAINTENANCE CHARGES $ 0

The 800 MHz radios are required for communication. There is no charge for the first year of maintenance service.

525041 – E-MAIL SERVICE CHARGES $ 85

E-mail service is a vital tool for communication among all individuals not just within Lexington County. The cost is estimated.

525210 – CONFERENCE, MEETING & TRAINING EXP. $ 2,000

School Resource officers must be sent for training per grant terms and conditions. They also must maintain their certification and acquire advancement in technical fields.

525230 – SUBSCRIPTIONS, DUES, & BOOKS $ 40

The certified law enforcement officer dues for the South Carolina Law Enforcement Association are paid from this account. The cost for dues per SRO is $40.

525400 - GAS, FUEL, AND OIL $ 6000

The amount budgeted is based on estimated miles for the SRO to drive to the schools and perform their duty as a School Resource Officer.

525600 – UNIFORMS AND CLOTHING $ 2000

Uniforms are required to perform duties according to County Policy under Section 23-13-30 of the SC Code of Laws. Uniforms must be worn for recognition purposes and for safety purposes. These uniforms will be standard issue and are required for safety and recognition of the School Resource Officers. The cost is estimated.

SECTION VI. D. - CAPITAL LINE ITEM NARRATIVES

540000 - SMALL TOOLS AND MINOR EQUIPMENT $ 375

The grant officer must have a telephone to communicate with school officials and the officers. A digital camera is required for photographs of incidents that need addressing by SRO officers and school officials. The cost for these items is estimated.

(1) DRIVERS LICENSE BARCODE SCANNER $ 270

The SRO needs a scanner to read the bar codes on the back of the driver's license. This reduces data entry of data already available and increases the efficiency and accuracy of the data captured. The total cost is estimated.

(1) ELECTRONIC CONTROL DEVICE WITH ACCESSORIES $ 1,585

Electronic Control Devices are becoming an effective way to issue less lethal force when needed to detain combative subjects. One electronic control device with accessories consist of the electronic control device, a duty holster, four (4) training cartridges, and four (4) duty cartridges. The total cost is estimated.

(1) PERSONAL PROTECTIVE EQUIPMENT KIT $ 880

This personal protective equipment kit is used in the event of a hazardous chemical or substance spill. These kits are needed to keep them OSHA compliant. The total is estimated.

(1) 800 MHz RADIO $ 5,400

These radios are needed for officer safety. They enable the officer to communicate with County Communication and the reverse while allowing confidentiality from the public. The total cost is estimated.

(1) RUGGEDIZED COMPUTER W/ACCESSORIES TO INCLUDE VEHICLE MOUNT $ 5,300

This ruggedized computer is used to document data while in the vehicle or while working in the field. The laptop will be transported in the vehicle and is required for records management. The total is estimated.

(1) HANDGUN WITH ACCESSORIES $ 700

A handgun is required to perform the duties of a law enforcement officer. The total cost is estimated.

(1) MARKED VEHICLE WITH EQUIPMENT $ 30,200

A marked utility vehicle is required to perform the duties of an SRO. The total cost is estimated.

(1) MCT/MFR LICENSING $ 3,000

This licensing is required for our field reporting and the LCSD records management system. The total cost is estimated.

COUNTY OF LEXINGTON

School District 1
Annual Budget
FY 2013-14 Estimated Revenue

NEW PROGRAM

Object Code	Revenue Account Title	Projected Revenues Requested 2013-2014	Recommend 2013-2014	Approved 2013-2014
	***L/E - School District #1 Grant**			
	Revenues:			
456100	Program Income	0	120,445	
461000	Investment Interest	0	0	
801000	Op Trn from General Fund/LE	0	13,382	
	**** Total Revenue**	0	133,827	
	*****Total Appropriation**	0	133,827	
	FUND BALANCE Beginning of Year	0	0	
	FUND BALANCE - Projected End of Year	0	0	

COUNTY OF LEXINGTON

School District 1
Annual Budget
Fiscal Year - 2013-14

NEW PROGRAM

Fund: NEW
Division: Law Enforcement
Organization: 151200 - Operations

New Position
(1) SRO - RIVER BLUFF HIGH

Object Code	Expenditure Classification	(1) SRO Grade 13	2013-2014 Requested	BUDGET 2013-2014 Recommend	2013-2014 Approved
	Personnel				
510100	Salaries & Wages - 1		0	48,000	
510199	Special Overtime			3,000	
511112	FICA Cost		0	3,902	
511114	Police Retirement		0	6,273	
511120	Insurance Fund Contribution - 1		0	8,000	
511130	Workers Compensation		0	1,867	
	*** Total Personnel**		**0**	**71,042**	
	Operating Expenses				
521000	Office Supplies		0	150	
521200	Operating Supplies		0	200	
521208	Police Supplies		0	800	
522300	Vehicle Repairs & Maintenance		0	1,000	
524100	Vehicle Insurance - 1		0	550	
524201	General Tort Liability Insurance		0	795	
525004	WAN Service Charges		0	470	
525020	Pager and Cell Phone Service			300	
525030	800 MHz Radio Service Charges - 1		0	685	
525041	E-Mail Service Charges - 1		0	85	
525210	Conference & Meeting Expenses		0	2,000	
525230	Subscription, Dues & Books		0	40	
525400	Gas, Fuel, & Oil		0	6,000	
525600	Uniforms & Clothing		0	2,000	
	*** Total Operating**		**0**	**15,075**	
	****Total Personnel & Operating**		**0**	**86,117**	
	Capital				
540000	Small Tool s & Minor Equipment		0	375	
	(1) Drivers Licenses Barcode Scanners		0	270	
	(1) Electronic Control Device w/Accessories		0	1,585	
	(1) Personal Protective Equipment Kit		0	880	
	(1) 800 MHz Radio w/Accessories		0	5,400	
	(1) Ruggedixed Laptop (F4) w/Mounts		0	5,300	
	(1) Handgun w/Accessories		0	700	
	(1) Marked Vehicle w/Access.		0	30,200	
	(1) MCT/MFR Licensing		0	3,000	
	**** Total Capital**		**0**	**47,710**	
	***** Total Budget Appropriation**		**0**	**133,827**	

SECTION IV

COUNTY OF LEXINGTON
Capital Item Summary
Fiscal Year - 2013 - 2014

Fund # NEW Fund Title: School Resource Officer
Organization # 151200 Organization Title: L.E./Operations
Program # NEW Program Title: SRO RIVER BLUFF HIGH

Qty	Item Description	***BUDGET*** 2013 - 2014 Requested Amount
	Small Tools and Minor Equipment	375
1	Drivers' License Bar Code Scanner	270
1	Electronic Control Device w/Accessories	1,585
1	Personal Protective Equipment Kit	880
1	800 MHz Digital Encrypt Radio and Accessories	5,400
1	Ruggadized Laptop (F4) w/Mounts	5,300
1	Handgun and Accessories	700
1	Marked Utility Vehicle, Emergency Equip, Accessories	30,200
1	MCT/MFR Licensing	3,000
	** **Total Capital (Transfer Total to Section III)**	**47,710**

SECTION V. - PROGRAM OVERVIEW

The School Resource Officer program is provided for the safety and the security of the students in each high school in the Lexington County School Districts. The Lexington County Sheriff's Department and the School Officials are working together to provide a learning environment for the students that will be safe. The State of South Carolina has seen the crime rate rise and Lexington County also experiences an increase of school related incidents such as gang and drug activity.

SECTION VI. B. – LISTING OF POSITIONS

Current Staffing Level:

		Full Time Equivalent			
	Positions	General Fund	Other Fund	Total	Grade
LE / School District #1 Annual Contract Agreement (2633-151200)					
School Resource Officer	11	5	5	11	13
Totals:	11	5	5	11	

		Full Time Equivalent			
	Positions	General Fund	Other Fund	Total	Grade
River Bluff High School School Resource Officer	0	0	1	1	13

SECTION VI. C. – OPERATING LINE ITEM NARRATIVES

521000 - OFFICE SUPPLIES **$ 150**

Office supplies are required for School Resource Officers to perform their daily job tasks. Items requested are pens, file jackets, folders, diskettes, calendars and other general supplies that are used daily. The amount budgeted is for 1 SRO.

521200 - OPERATING SUPPLIES **$ 200**

The School Resource Officers will need supplies for the operation of equipment and daily operations. Some items that will be used are audio and video tapes, film, disks, batteries, and other supplies as required for the grant. The amount budgeted is for 1 SRO.

521208 – POLICE SUPPLIES **$ 800**

Police supplies are needed to purchase mace, OSHA kits, ASP batons, handcuffs, etc., as required by policy. The amount budgeted is for 1 SRO.

522300 - VEHICLE REPAIRS AND MAINTENANCE **$1 ,000**

The amount budgeted is a projection for extraordinary maintenance; however, the minimum budget per vehicle is $1,000. The extraordinary maintenance includes transmission overhauls and rear end replacements.

524100 - VEHICLE INSURANCE **$ 550**

The budget amount is the estimate provided by the County's Risk Manager. Please see the vehicle detail schedule in the appendixes for cost allocation.

524201 - GENERAL TORT LIABILITY INSURANCE **$ 795**

General tort liability insurance amounts as allocated based on number and liability classification of personnel. The budget amount is the estimate provided by the County's Risk Manager.

524202 – SURETY BOND **$ 0**

Surety bonds are due this fiscal year, they are paid every 3 fiscal years. Surety bonds will not be paid again until fiscal year 2015.

525004 –WAN Service Charges $ 470

Wireless service charges are required for daily operations and internet service for the records management system. The amount budgeted is based on the estimated price.

525020 - PAGERS AND CELL PHONES $ 300

The School Resource Officers are required to have a pager for safety purposes and emergency communication. The cost is estimated.

525030 – 800 MHz RADIO SERVICE CHARGES $ 685

The 800 MHz radios are required for communication.

525031 – 800 MHz RADIO MAINTENANCE CHARGES $ 0

The 800 MHz radios are required for communication. There is no charge for the first year of maintenance service.

525041 – E-MAIL SERVICE CHARGES $ 85

E-mail service is a vital tool for communication among all individuals not just within Lexington County. The cost is estimated.

525210 – CONFERENCE, MEETING & TRAINING EXP. $ 2,000

School Resource officers must be sent for training per grant terms and conditions. They also must maintain their certification and acquire advancement in technical fields.

525230 – SUBSCRIPTIONS, DUES, & BOOKS $ 40

The certified law enforcement officer dues for the South Carolina Law Enforcement Association are paid from this account. The cost for dues per SRO is $40.

525400 - GAS, FUEL, AND OIL $ 6000

The amount budgeted is based on estimated miles for the SRO to drive to the schools and perform their duty as a School Resource Officer.

525600 – UNIFORMS AND CLOTHING $ 2000

Uniforms are required to perform duties according to County Policy under Section 23-13-30 of the SC Code of Laws. Uniforms must be worn for recognition purposes and for safety purposes. These uniforms will be standard issue and are required for safety and recognition of the School Resource Officers. The cost is estimated.

SECTION VI. D. - CAPITAL LINE ITEM NARRATIVES

540000 - SMALL TOOLS AND MINOR EQUIPMENT $ 375

The grant officer must have a telephone to communicate with school officials and the officers. A digital camera is required for photographs of incidents that need addressing by SRO officers and school officials. The cost for these items is estimated.

(1) DRIVERS LICENSE BARCODE SCANNER $ 270

The SRO needs a scanner to read the bar codes on the back of the driver's license. This reduces data entry of data already available and increases the efficiency and accuracy of the data captured. The total cost is estimated.

(1) ELECTRONIC CONTROL DEVICE WITH ACCESSORIES $ 1,585

Electronic Control Devices are becoming an effective way to issue less lethal force when needed to detain combative subjects. One electronic control device with accessories consist of the electronic control device, a duty holster, four (4) training cartridges, and four (4) duty cartridges. The total cost is estimated.

(1) PERSONAL PROTECTIVE EQUIPMENT KIT $ 880

This personal protective equipment kit is used in the event of a hazardous chemical or substance spill. These kits are needed to keep them OSHA compliant. The total is estimated.

(1) 800 MHz RADIO $ 5,400

These radios are needed for officer safety. They enable the officer to communicate with County Communication and the reverse while allowing confidentiality from the public. The total cost is estimated.

(1) RUGGEDIZED COMPUTER W/ACCESSORIES TO INCLUDE VEHICLE MOUNT $ 5,300

This ruggedized computer is used to document data while in the vehicle or while working in the field. The laptop will be transported in the vehicle and is required for records management. The total is estimated.

(1) HANDGUN WITH ACCESSORIES $ 700

A handgun is required to perform the duties of a law enforcement officer. The total cost is estimated.

(1) MARKED VEHICLE WITH EQUIPMENT $ 30,200

A marked utility vehicle is required to perform the duties of an SRO. The total cost is estimated.

(1) MCT/MFR LICENSING $ 3,000

This licensing is required for our field reporting and the LCSD records management system. The total cost is estimated.

COUNTY OF LEXINGTON
INTERSTATE DRUG INTERDICTION ENFORCEMENT
Annual Budget
FY - 2013-14 Estimated Revenue

Object Code	Revenue Account Title	Requested 2013-2014	Recommend 2013-2014	Approved 2013-2014
	***LE - INTERSTATE DRUG INTERDICTION ENFORCEMENT**			
	Revenues (Organization: 000000)			
457000	Federal Grant Income	289,416		
461000	Investment Interest			
801000	Op Trn From General Fund/LE	32,157		
	**** Total Revenue**	321,573		
	*****Total Appropriation**	321,573		
	FUND BALANCE Beginning of Year	0		
	FUND BALANCE - Projected End of Year	0		

COUNTY OF LEXINGTON
INTERSTATE DRUG INTERDICTION ENFORCEMENT
Annual Budget
Fiscal Year - 2013-14

Fund: New
Division: Law Enforcement
Organization: 151200 - LE/Operations

Object Code	Expenditure Classification	NEW PROGRAM	2013-2014 Requested	BUDGET 2013-2014 Recommend	2013-2014 Approved
	Personnel				
510100	Salaries & Wages - 2		92,500		
510199	Special Overtime		6,000		
510200	Overtime				
511112	FICA - Employer's Portion		7,536		
511114	Police Retirement - Employer's Portion		11,722		
511120	Insurance Fund Contribution - 2		16,000		
511130	Workers Compensation		3,310		
515600	Clothing Allowance		1,600		
	*** Total Personnel**		**138,668**		
	Operating Expenses				
521000	Office Supplies		100		
521200	Operating Supplies		1,200		
521208	Police Supplies		500		
522300	Vehicle Repairs & Maintenance		1,200		
524100	Vehicle Insurance		1,092		
524201	General Tort Liability Insurance		1,490		
524202	Surety Bonds		0		
525004	WAN Service Charges		1,440		
525020	Pagers & Cell Phones		1,440		
525030	800 MHz Radio Service Changes		1,440		
525031	800 MHz Radio Maintenance Fee		0		
525041	E-mail Service Charges		168		
525210	Conference, Meeting & Training Expense		3,500		
525400	Gas, Fuel and Oil		30,000		
529903	Contingency		0		
	*** Total Operating**		**43,570**		
	**** Total Personnel & Operating**		**182,238**		
	Capital				
540000	Small Tools & Minor Equipment		945		
540010	Minor Software		0		
	All Other Equipment		138,390		
	**** Total Capital**		**139,335**		
	***** Total Budget Appropriation**		**321,573**		

SECTION IV

COUNTY OF LEXINGTON
Capital Item Summary
Fiscal Year - 2013 - 2014

Fund # NEW Fund Title: Interstate Drug Interdiction Enforcement
Organization # 151200 Organization Title: L.E./Operations
Program _____ Program Title: Interstate Drug Interdiction Enforcement

Qty	Item Description	***BUDGET*** 2013 - 2014 Requested Amount
	Small Tools and Equipment	945
2	Laptop Tough-Book Computers with Accessories	8,000
2	Utility Vehicles W/Equipment & Accessories	59,020
2	Tasers and Accessories	2,400
2	800 MHz Digital Encrypt Radios	11,200
2	Body Armor W/Raid Vests	2,000
2	Digital Cameras and Accessories	650
2	Handguns and Accessories	1,300
2	In-Car Radar Units	5,100
2	In-Car Video Cameras and Accessories	10,700
1	Full Police Detection Canine	14,500
1	Canine Transport System with Heat Monitor and Rescue System	2,575
1	Contraband Detector Kit	20,445
2	Monitors and Accessories	500
	**** Total Capital (Transfer Total to Section III)**	**139,335**

SECTION V. - PROGRAM OVERVIEW

The County of Lexington consists of three interstate highways that run through the county: Interstate I-20, Interstate I-26, and Interstate I-77. Interstate highway I-20 is a route used to traffic drugs to West Texas and to Atlanta, Georgia before being smuggled into Mexico. Intelligence indicates that the narcotic and currency transporters use I-20 to avoid the efforts of other enforcement teams heavily working Interstate I-85. The drug traffickers from the Eastern seaboard travel I-20 when they exit I-95. The Interstate highway I-26 provides a route from Charleston, South Carolina to the Mid-Western states. Charleston has a very active sea port and smugglers will travel from Charleston via I-26 to Florida off of I-95 to I-26 and then to I-77 which ends at Cleveland, Ohio. Lexington County interstates are a main route for these drug traffickers.

Drug traffickers now have employed full-time professionals who use sophisticated vehicle compartments and attachments to hide contraband. With the amount of travelers using these routes of travel, the potential for interceding on these illicit drug traffickers will lead to numerous arrests and will prove to be a substantial force on the transporting of drugs and drug money and other contraband.

The Lexington County Sheriff's Department is requesting two investigators to aggressively identify, detect, prosecute, educate, inform, and ensure that the crime of drug trafficking and money transporting is significantly reduced in Lexington County.

SECTION VI. A. - SUMMARY OF REVENUES

457000 –FEDERAL GRANT INCOME **$ 289,416**

Federal funds are awarded to the agency at 90%.

801000 - OPERATING TRANSFER FROM GENERAL FUND **$ 32,157**

This account is to cover the cost of grant match funds.

SECTION VI. B. – LISTING OF POSITIONS

Staffing Level:

	Positions	Full Time Equivalent General Fund	Other Fund	Total	Grade
LE / Operations (Grant Positions)					
Interstate Drug Interdiction Enforcement	2	0	2	2	13
Totals:	**2**	**0**	**2**	**2**	

SECTION VI. C. – OPERATING LINE ITEM NARRATIVES

521000 - OFFICE SUPPLIES $ 100

Office supplies are required for the Interstate Drug Interdiction Enforcement Investigators to perform their daily job tasks. Items requested are pens, file jackets, folders, calendars, printer cartridges, and other general supplies that are used daily. The individual items along with their costs may vary slightly; therefore, an itemized cost breakdown is not provided.

521200 - OPERATING SUPPLIES $ 1,200

The officers will need supplies for the operation of equipment and daily job functions. Some items that will be used are audio and video tapes, memory cards, disks, batteries, and other supplies as required for the grant.
The individual items may vary slightly; therefore, an itemized cost breakdown is not provided.

521208 – POLICE SUPPLIES $ 500

This account will be used to purchase law enforcement supplies such as duty gear, harnesses, O C spray, handcuffs, pouches, flashlights, carrying pouches, and ammunition for the investigators. The individual items may vary slightly; therefore, an itemized cost breakdown is not provided.

522300 - VEHICLE REPAIRS AND MAINTENANCE $ 1,200

Vehicle repair and maintenance is needed for grant vehicles. It is estimated that $600 per vehicle for the first grant year will be sufficient.

524100 - VEHICLE INSURANCE $ 1,092

Vehicle insurance is required for the vehicles. The vehicle insurance cost is estimated at $546 X 2 vehicles = $1092. This budget is based on the amount paid per vehicle for the current fiscal year.

524201 - GENERAL TORT LIABILITY INSURANCE $ 1,490

General Tort Liability Insurance is required for each person employed by the County. The amount budgeted is based on the amount paid per officer for the current fiscal year. The cost is estimated at 2 officers X $745 = $1490.

525004 – WAN SERVICE CHARGES $ 1,440

The air card service charges will be charged to this account. The wireless access to the web and various databases is required to obtain immediate information on a suspect. The cost is estimated at $60/month x 2 officers x 12 months = $1440.

525020 - PAGERS AND CELL PHONES $ 1,440

The grant personnel are required to have a mobile telephone for communication that cannot occur over the channels of the 800 MHz radio. The cost is estimated at $60/month X 2 officers X 12 months = $1440.

525030 – 800 MHz RADIO SERVICE CHARGES $ 1,440

Monthly service is required for the 800 MHz radios used by the investigators for communication purposes. The cost is cost is estimated at $60/month X 2 officers X 12 months = $1440.

525041 – E-MAIL SERVICE $ 168

Monthly service is required for the email communication used by the crime unit. The cost is estimated at $7 per month X 2 investigator X12 months = $168

525210 –CONFERENCE AND MEETING EXPENSES $ 3,500

The terms and conditions of the grants require that all grant employees attend a minimum of two training conferences per year to make them more efficient and in compliance with the laws governing the tasks of the investigators. The cost is estimated.

525400 - GAS, FUEL, AND OIL $ 30,000

The grant reimburses the mileage at the federal rate for the grant-funded personnel to allow them to perform their duties. The investigators will continuously travel the interstate highway investigating possible drug trafficking; thereby, traveling numerous miles. The cost is estimated to be $40,000.

SECTION VI. D. – CAPITAL LINE ITEM NARRATIVES

540000 – SMALL TOOLS AND MINOR EQUIPMENT $ 945

Cell phones equipped with an air card is necessary for the investigators to enable the receipt email and internet access. Those connections will enable the investigators to receive and forward information to allied agencies within the county and state to facilitate and support cases. A multi tool kit containing screwdrivers, sockets, wrenches in metric and standard measurements, a portable drill, impact tool, and a hydraulic jack are required to facilitate the dismantling of parts both small and large to locate contraband that is concealed within the vehicle. The costs listed below are estimates.

Cell Phones	$225
Multi Tool Kit	$200
Cordless Drill	$180
Impact Tool	$140
Hydraulic Jack	$200

(2) LAPTOP TOUGH-BOOK COMPUTERS WITH ACCESSORIES $ 8,000

The laptop tough-book computers with sufficient memory that will enable using various software programs that will aide in the field investigation work. This information will be stored and kept for case file preparation. The total estimated cost for the laptops is $8,000.

(2) UTILITY VEHICLES W/ EQUIPMENT & ACCESSORIES $ 59,020

Utility vehicles with emergency equipment are a necessary tool for all law enforcement officers. One of the vehicles will be partially marked to assist the unmarked vehicle the investigation. The unmarked vehicle will be concealed to enable observations of suspicious vehicles, and vehicles previously identified as drug trafficking unit. The partially marked vehicle will assist with technical indicators for logging data. The purchase of storage boxes for the vehicles will be needed to transport the tools required for investigations safely and securely. The total cost is estimated at $59,200.

(2) TASER AND ACCESSORIES $ 2,400

Tasers are standard equipment for our law enforcement officers. These tasers provide a less lethal weapon that can be used to neutralize the situation safely in which the suspect becomes confrontational. The total cost for both tasers is estimated at $2400.

(2) 800 MHz DIGITAL ENCRYPT RADIOS $ 11,200

The digital encrypted 800 MHz radios is another piece of equipment required to meet the standards set forth in the department's policy and procedures manual standards. The radios provide a safe and efficient method to communicate with County Communication, other officer within our department and other officers from various jurisdictions at the municipal, county, state, and federal levels. The cost is based on State Contract pricing.

(2) BODY ARMOR W/ RAID VESTS $ 2,000

Body armor is an essential component of the officer's safety. The raid vest will enable the officers to be clearly identified by other law enforcement agencies at a glance. The cost is based on contract pricing.

(2) DIGITAL CAMERA AND ACCESSORIES $ 650

The high-resolution digital cameras and accessories will be used to capture photographs of suspects, vehicles, and anything else that would strengthen the criminal case against the suspects. These photographs will be downloaded and stored on the server dedicated to the storage of digital images that will be used during prosecution. The total cost is estimated.

(2) HANDGUNS AND ACCESSORIES $ 1,300

Handguns and accessories are standard issue equipment for all law enforcement officers to be used while enforcing the laws. The total cost is estimated.

(2) IN-CAR RADAR UNITS $ 5,100

The radar units will enable the apprehension of traffic violators, which could be carrying contraband. The total cost is based on state contract pricing.

(2) IN-CAR VIDEO CAMERAS AND ACCESSORIES $ 10,700

The use of digital in-car video is paramount for evidentiary purposes, which will assist in successful prosecution of each case. The video medium is regarded as the most effective tool to prosecute any type of criminal activity, especially on a highway. The total cost is based on State Contract.

(1) FULL SERVICE POLICE CANINE $ 14,500

A canine that will detect and identify narcotics, provide protection for the officer, and assist in the apprehension and tracking of criminals that are attempting to flee or flee. The cost of the canine will include training and lodging for the canine and for the handler. The total cost is estimated based on previous expenditures for a canine.

(1) CANINE TRANSPORT SYSTEM WITH HEAT MONITOR AND RESCUE SYSTEM $ 2,575

The canine must be contained during transportation to ensure the safety of the officer and the canine. The transport units will require a heat monitor to ensure that the temperature of the animal is appropriate. In the event, the vehicles engine fails the monitor also contain an alarm that will sound to alert the officer. The rescue system allows the officer to deploy the dog from the transportation unit and vehicle by using a remote control. The cost is estimated.

(1) CONTRABAND DETECTOR KIT $ 20,445

This kit consists of 30 different types of sophisticated devices that will allow the detection of well-hidden contraband. These tools assist in locating hidden drugs, explosives, weapons, secret compartments, currency, works of art, jewelry and other items by using fiber optic scopes. These tools will detect hidden compartments found inside tires, altered gas tanks, false floors, walls, and ceilings. The cost is estimated.

(2) MONITORS AND ACCESSORIES $ 500

An additional full size monitor is needed to accommodate a larger working screen for the compilation of data in an office environment. The cost is based on State Contract pricing.

COUNTY OF LEXINGTON
AGGRESSIVE SPEED ENFORCEMENT
Annual Budget
FY - 2013-14 Estimated Revenue

Object Code	Revenue Account Title	Requested 2013-2014	Recommend 2013-2014	Approved 2013-2014
	***LE - AGGRESSIVE SPEED ENFORCEMENT**			
	Revenues (Organization: 000000)			
457000	Federal Grant Income	280,384		
461000	Investment Interest			
801000	Op Trn From General Fund/LE			
	**** Total Revenue**	280,384		
	*****Total Appropriation**	280,384		
	FUND BALANCE Beginning of Year	0		
	FUND BALANCE - Projected End of Year	0		

COUNTY OF LEXINGTON
AGGRESSIVE SPEED ENFORCEMENT
Annual Budget
Fiscal Year - 2013-14

Fund: New
Division: Law Enforcement
Organization: 151200 - LE/Operations

Object Code	Expenditure Classification	NEW PROGRAM	2013-2014 Requested	*BUDGET* 2013-2014 Recommend	2013-2014 Approved
	Personnel				
510100	Salaries & Wages - 2		92,500		
510199	Special Overtime		6,000		
510200	Overtime				
511112	FICA - Employer's Portion		7,536		
511114	Police Retirement - Employer's Portion		11,722		
511120	Insurance Fund Contribution - 2		16,000		
511130	Workers Compensation		3,310		
515600	Clothing Allowance		1,600		
	*** Total Personnel**		**138,668**		
	Operating Expenses				
521000	Office Supplies		500		
521200	Operating Supplies		1,000		
521208	Police Supplies		0		
522300	Vehicle Repairs & Maintenance		1,000		
524100	Vehicle Insurance		1,092		
524201	General Tort Liability Insurance		1,490		
524202	Surety Bonds		0		
525004	WAN Service Charges		1,200		
525020	Pagers & Cell Phones		1,200		
525030	800 MHz Radio Service Changes		1,200		
525031	800 MHz Radio Maintenance Fee		0		
525041	E-mail Service Charges		162		
525210	Conference, Meeting & Training Expense		2,000		
525400	Gas, Fuel and Oil		18,000		
529903	Contingency		0		
	*** Total Operating**		**28,844**		
	**** Total Personnel & Operating**		**167,512**		
	Capital				
540000	Small Tools & Minor Equipment		800		
540010	Minor Software		400		
	All Other Equipment		111,672		
	**** Total Capital**		**112,872**		
	***** Total Budget Appropriation**		**280,384**		

SECTION IV

COUNTY OF LEXINGTON
Capital Item Summary
Fiscal Year - 2013 - 2014

Fund # NEW Fund Title: AGGRESSIVE SPEED ENFORCEMENT (ASE)
Organization # 151200 Organization Title: L.E./Operations
Program: Program Title: Aggressive Speed Enforcement

Qty	Item Description	*BUDGET* 2012 - 2013 Requested Amount
	Small Tools and Minor Equipment	800
	Minor Software	400
2	Vehicles, Emergency Equipment and Accessories	61,178
2	800 MHz Radios and Accessories	11,200
2	In-Car Video Cameras and Accessories	9,620
2	In-Car Radar Units and Accessories	4,384
2	Digital Cameras and Accessories	800
2	Ruggadized Laptop Computers and Accessories	13,000
2	In-Car Termal Printers and Accessories	800
2	Lidar Units	10,690
	** **Total Capital (Transfer Total to Section III)**	**112,872**

SECTION V. – PROGRAM OVERVIEW

The ultimate goal of the Aggressive Speed Enforcement Traffic Unit in Lexington County is to combine resources to effect a positive change in the collision, injury, and arrest rate of traffic speed violations. By consolidating the resources and expanding knowledge and skills to perform traffic enforcement, the quality of enforcing the traffic laws will result in an effort to reduce severe and fatal traffic collisions. The expertise and knowledge gained from the specialized training will enhance the unit's capability by using technologically sound equipment and techniques to collect and process evidence for court cases for effective discovery, documentation, and judicial prosecution of criminal offenders.

SECTION VI. A. - SUMMARY OF REVENUES

457000 –FEDERAL GRANT INCOME $ 280,384

Federal funds are awarded to the agency at 100%.

801000 - OPERATING TRANSFER FROM GENERAL FUND $ 0

This account is to cover the cost of grant match funds. The Highway Safety grant does not require a match fund this fiscal year budget.

SECTION VI. B. – LISTING OF POSITIONS

		Positions	Full Time Equivalent General Fund	Other Fund	Total
	Grade				
Current Staffing Level:					
Traffic Lieutenant		1	1	0	20
Traffic Master Deputies		2	2	0	13
Traffic Deputies		7	7	0	12
Totals:		**10**	**10**	**0**	

		Positions	Full Time Equivalent General Fund	Other Fund	Total
	Grade				
LE / Operations (151200)					
DUI Traffic Deputies		2	0	2	12
AIDE Traffic Deputies (New Request)		2	0	2	12
ASE Traffic Deputies (New Request)		2	0	2	12
Totals:		**6**	**0**	**6**	

SECTION VI. C. – OPERATING LINE ITEM NARRATIVES

521000 - OFFICE SUPPLIES **$ 500**

Items to be purchase including but not limited to pens, file jackets, folders, DVD's and DVD holders, clip boards, chair mats, envelopes, calendars and other general supplies used daily.

The estimated cost of all office supplies is $500.

521200 - OPERATING SUPPLIES **$ 1,000**

Funds to purchase traffic supplies such as video and audio tapes, computer cleaning pads, OSHA kits, traffic books, disks, batteries etc. are required for operational purposes for the traffic officers.

The estimated cost of all operating supplies is estimated at $ 1,000.

522300 - VEHICLE REPAIRS AND MAINTENANCE **$ 1,000**

Vehicle repairs and maintenance is needed for the grant vehicles.

The amount budgeted is an estimate of $1,000.

524100 - VEHICLE INSURANCE **$ 1,092**

Vehicle insurance is required for the grant vehicles.

The estimated cost provided by the County Risk Manager for Vehicle Insurance is $546 per vehicle.

524201 - GENERAL TORT LIABILITY INSURANCE **$ 1,490**

General Tort Liability Insurance is required for each person employed by the County.

The estimated cost provided by the County Risk Manager is $745 per employee per year.

525004 – WAN SERVICE CHARGES **$ 1,200**

Air card service will be charged for the investigators to have wireless access to the web GNET and other databases from other counties as well as LCSD to obtain immediate information on the person in question.

The cost is estimated at $50/month x 2 traffic officers x 12 months = $1200.

525020 - PAGERS AND CELL PHONES **$ 1,200**

The mobile telephones for the grant traffic officers will allow them to communicate effectively with each other and to make contact to those individuals that are involved in traffic situations.

The cost of cell phone service for 2 traffic officers is estimated at $50 per month per officer.

525030 – 800 MHz RADIO SERVICE CHARGES **$ 1,200**

The 800 MHz radio fees plus roaming fees is required for the operation of the two 800 MHz radios.

525041 – E-MAIL SERVICE CHARGES $ 162

The email service is required for immediate communication and immediate transfer of documents for investigative purposes.

The monthly service charge is estimated.

525210 – CONFERENCE AND MEETING EXPENSE $ 2,000

The grant requires that each grant funded person attend at least two training seminars per grant year. The registration fees are required to secure attendance to training classes which will be announced in the upcoming year. The training will be in state at a time and location that will be announced later. These training seminars will teach the most current technological approaches to DUI, vehicle inspections, laws, and investigations that will allow the traffic officers to present cases in court for prosecution purposes.

The cost budgeted is an estimate.

525400 - GAS, FUEL, AND OIL $ 18,000

The grant reimburses the mileage at the federal rate for the grant-funded personnel to allow them to travel to work while performing their duties.

The cost budgeted is an estimate based on miles traveled for existing traffic officers.

SECTION VI. D. –CAPITAL LINE ITEM NARRATIVES

540000 – SMALL TOOLS AND MINOR EQUIPMENT $ 800

Each officer will need various small tools and minor equipment to perform his job duties effectively and efficiently.

The cost is estimated.

MINOR SOFTWARE $ 400

Office software and flash drives will be required for the traffic officers to easily download information and for the storing and the collecting of information in the computer.

The cost of the software is $ 400.

(2) MARKED VEHICLES W/EQUIPMENT, INSTALLATION AND ACCESSORIES $ 61,178

The Speed Enforcement Traffic vehicles to be purchased must meet the standards established by the Office of Highway Safety. Each vehicle will be equipped the same to ensure uniformity and consistency with all traffic stops. Emergency lighting and audio is required for the safety of all motoring public during a traffic stop or checkpoints. Push bumpers are required on each vehicle to assist a disabled motorist from the highway without damaging the vehicle. Vehicle safety partitions are required for safe transport of prisoners to jail.

The cost for the following items is estimated to include tax and any applicable shipping charges.

(2) Marked Vehicles	$ 50,388
(2) Light Bars	$ 2,516
(2) Siren Speakers	$ 204
(2) Push Bumpers	$ 450
(2) Power Control Centers	$ 856
(2) Vehicle Safety Partition	$ 928
(2) Emergency Lighting	$ 2,300
(2) Center Consoles	$ 536
(2) LCSD Patrol Car Marking	$ 3,000

(2) 800 MHZ RADIO AND ACCESSORIES $11,200

The 800 MHz Digital Encrypted radios are required for each officer. The digital encryption allows all law enforcement agencies to communicate over a secure network and for the safety of the traffic officers.

The cost is $5,600 X 2 = $11,200.

(2) IN-CAR VIDEO CAMERAS AND ACCESSORIES $ 9,620

The use of digital in-car video is paramount for evidentiary purposes, which will assist in successful prosecution of each case. The video medium is regarded as the most effective tool to prosecute traffic cases.

(2) IN-CAR RADAR UNITS $ 4,384

The radar units enable the apprehension of traffic violators.

(2) DIGITAL CAMERAS AND ACCESSORIES $ 800

The use of digital photography for traffic scenes will greatly enhance traffic investigations and court presentations. Some of the benefits are:

- Instantaneous in camera review to confirm the incident was correctly documented.
- The speed at which images can be used and disseminated.
- Cost savings over film systems.
- More images are taken and scenes are documented more thoroughly due to the absence of film.

The cost is estimated.

(2) RUGGADIZED LAPTOP COMPUTERS AND ACCESSORIES $ 13,000

These computers will be used for recording data in the field. The laptop will also be used to pull information from the in-house system needed for the investigation.

The cost is estimated.

(2) IN-CAR THERMAL PRINTERS AND ACCESSORIES $ 800

Mobile printers and accessories will be used to print search warrants, photographs and other documents needed to process the case at the scene.

The cost is estimated.

(2) LIDAR $ 10,690

The LIDAR units enable the apprehension of traffic violators. These particular LIDAR units record a digital photograph of the violator's vehicle with the speed, time, date, and location stamped on the picture. This will assist in the prosecution of speed cases.

COUNTY OF LEXINGTON
ADVANCED IMPAIRED DRIVER ENFORCEMENT
Annual Budget
FY - 2013-14 Estimated Revenue

Object Code	Revenue Account Title	Requested 2013-2014	Recommend 2013-2014	Approved 2013-2014
	***LE - ADVANCED IMPAIRED DRIVER ENFORCEMENT**			
	Revenues (Organization: 000000)			
457000	Federal Grant Income	280,384		
461000	Investment Interest			
801000	Op Trn From General Fund/LE			
	**** Total Revenue**	280,384		
	*****Total Appropriation**	280,384		
	FUND BALANCE Beginning of Year	0		
	FUND BALANCE - Projected End of Year	0		

COUNTY OF LEXINGTON
ADVANCED IMPAIRED DRIVER ENFORCEMENT
Annual Budget
Fiscal Year - 2013-14

Fund: New
Division: Law Enforcement
Organization: 151200 - LE/Operations

Object Code	Expenditure Classification	NEW PROGRAM	2013-2014 Requested	BUDGET 2013-2014 Recommend	2013-2014 Approved
	Personnel				
510100	Salaries & Wages - 2		92,500		
510199	Special Overtime		6,000		
510200	Overtime				
511112	FICA - Employer's Portion		7,536		
511114	Police Retirement - Employer's Portion		11,722		
511120	Insurance Fund Contribution - 2		16,000		
511130	Workers Compensation		3,310		
515600	Clothing Allowance		1,600		
	*** Total Personnel**		**138,668**		
	Operating Expenses				
521000	Office Supplies		500		
521200	Operating Supplies		1,000		
521208	Police Supplies		0		
522300	Vehicle Repairs & Maintenance		1,000		
524100	Vehicle Insurance		1,092		
524201	General Tort Liability Insurance		1,490		
524202	Surety Bonds		0		
525004	WAN Service Charges		1,200		
525020	Pagers & Cell Phones		1,200		
525030	800 MHz Radio Service Changes		1,200		
525031	800 MHz Radio Maintenance Fee		0		
525041	E-mail Service Charges		162		
525210	Conference, Meeting & Training Expense		2,000		
525400	Gas, Fuel and Oil		18,000		
529903	Contingency		0		
	*** Total Operating**		**28,844**		
	**** Total Personnel & Operating**		**167,512**		
	Capital				
540000	Small Tools & Minor Equipment		800		
540010	Minor Software		400		
	All Other Equipment		111,672		
	**** Total Capital**		**112,872**		
	***** Total Budget Appropriation**		**280,384**		

SECTION IV

COUNTY OF LEXINGTON
Capital Item Summary
Fiscal Year - 2013 - 2014

Fund # NEW Fund Title: ADVANCED IMPAIRED DRIVER ENFORCEMENT
Organization # 151200 Organization Title: L.E./Operations
Program Program Title: ADVANCED IMPAIRED DRIVER ENFORCEMENT

Qty	Item Description	***BUDGET*** 2013 - 2014 Requested Amount
	Small Tools and Minor Equipment	800
	Minor Software	400
2	Vehicles, Emergency Equipment and Accessories	61,178
2	800 MHz Radios and Accessories	11,200
2	In-Car Video Cameras and Accessories	9,620
2	In-Car Radar Units and Accessories	4,384
2	Digital Cameras and Accessories	800
2	Ruggadized Laptop Computers and Accessories	13,000
2	In-Car Termal Printers and Accessories	800
2	Lidar Units	10,690

**** Total Capital (Transfer Total to Section III) 112,872**

SECTION V. – PROGRAM OVERVIEW

The ultimate goal of the Advanced Impaired Driver Enforcement in Lexington County is to combine resources to effect a positive change in the collision, injury, and arrest rate of impaired driver violations. By consolidating the resources and expanding knowledge and skills to perform traffic enforcement, the quality of enforcing the traffic laws will result in an effort to reduce severe and fatal traffic collisions. The expertise and knowledge gained from the specialized training will enhance the unit's capability by using technologically sound equipment and techniques to collect and process evidence for court cases for effective discovery, documentation, and judicial prosecution of criminal offenders.

SECTION VI. A. - SUMMARY OF REVENUES

457000 –FEDERAL GRANT INCOME **$ 280,384**

Federal funds are awarded to the agency at 100%.

801000 - OPERATING TRANSFER FROM GENERAL FUND **$ 0**

This account is to cover the cost of grant match funds. The Highway Safety grant does not require a match fund this fiscal year budget.

SECTION VI. B. – LISTING OF POSITIONS

		Full Time Equivalent		
	Positions	General Fund	Other Fund	Total
Grade				
Current Staffing Level:				
Traffic Lieutenant	1	1	0	20
Traffic Master Deputies	2	2	0	13
Traffic Deputies	7	7	0	12
Totals:	**10**	**10**	**0**	

		Full Time Equivalent		
	Positions	General Fund	Other Fund	Total
Grade				
LE / Operations (151200)				
DUI Traffic Deputies	2	0	2	12
AIDE Traffic Deputies (New Request)	2	0	2	12
ASE Traffic Deputies (New Request)	2	0	2	12
Totals:	**6**	**0**	**6**	

SECTION VI. C. – OPERATING LINE ITEM NARRATIVES

521000 - OFFICE SUPPLIES $ 500

Items to be purchase including but not limited to pens, file jackets, folders, DVD's and DVD holders, clip boards, chair mats, envelopes, calendars and other general supplies used daily.

The estimated cost of all office supplies is $500.

521200 - OPERATING SUPPLIES $ 1,000

Funds to purchase traffic supplies such as video and audio tapes, computer cleaning pads, OSHA kits, traffic books, disks, batteries etc. are required for operational purposes for the traffic officers.

The estimated cost of all operating supplies is estimated at $ 1,000.

522300 - VEHICLE REPAIRS AND MAINTENANCE $ 1,000

Vehicle repairs and maintenance is needed for the grant vehicles.

The amount budgeted is an estimate of $1,000.

524100 - VEHICLE INSURANCE $ 1,092

Vehicle insurance is required for the grant vehicles.

The estimated cost provided by the County Risk Manager for Vehicle Insurance is $546 per vehicle.

524201 - GENERAL TORT LIABILITY INSURANCE $ 1,490

General Tort Liability Insurance is required for each person employed by the County.

The estimated cost provided by the County Risk Manager is $745 per employee per year.

525004 – WAN SERVICE CHARGES $ 1,200

Air card service will be charged for the investigators to have wireless access to the web GNET and other databases from other counties as well as LCSD to obtain immediate information on the person in question.

The cost is estimated at $50/month x 2 traffic officers x 12 months = $1200.

525020 - PAGERS AND CELL PHONES $ 1,200

The mobile telephones for the grant traffic officers will allow them to communicate effectively with each other and to make contact to those individuals that are involved in traffic situations.

The cost of cell phone service for 2 traffic officers is estimated at $50 per month per officer.

525030 – 800 MHz RADIO SERVICE CHARGES $ 1,200

The 800 MHz radio fees plus roaming fees is required for the operation of the two 800 MHz radios.

525041 – E-MAIL SERVICE CHARGES $ 162

The email service is required for immediate communication and immediate transfer of documents for investigative purposes.

The monthly service charge is estimated.

525210 – CONFERENCE AND MEETING EXPENSE $ 2,000

The grant requires that each grant funded person attend at least two training seminars per grant year. The registration fees are required to secure attendance to training classes which will be announced in the upcoming year. The training will be in state at a time and location that will be announced later. These training seminars will teach the most current technological approaches to DUI, vehicle inspections, laws, and investigations that will allow the traffic officers to present cases in court for prosecution purposes.

The cost budgeted is an estimate.

525400 - GAS, FUEL, AND OIL $ 18,000

The grant reimburses the mileage at the federal rate for the grant-funded personnel to allow them to travel to work while performing their duties.

The cost budgeted is an estimate based on miles traveled for existing traffic officers.

SECTION VI. D. –CAPITAL LINE ITEM NARRATIVES

540000 – SMALL TOOLS AND MINOR EQUIPMENT $ 800

Each officer will need various small tools and minor equipment to perform his job duties effectively and efficiently.

The cost is estimated.

MINOR SOFTWARE $ 400

Office software and flash drives will be required for the traffic officers to easily download information and for the storing and the collecting of information in the computer.

The cost of the software is $ 400.

(2) MARKED VEHICLES W/EQUIPMENT, INSTALLATION AND ACCESSORIES $ 61,178

The Speed Enforcement Traffic vehicles to be purchased must meet the standards established by the Office of Highway Safety. Each vehicle will be equipped the same to ensure uniformity and consistency with all traffic stops. Emergency lighting and audio is required for the safety of all motoring public during a traffic stop or checkpoints. Push bumpers are required on each vehicle to assist a disabled motorist from the highway without damaging the vehicle. Vehicle safety partitions are required for safe transport of prisoners to jail.

The cost for the following items is estimated to include tax and any applicable shipping charges.

(2) Marked Vehicles	$ 50,388
(2) Light Bars	$ 2,516
(2) Siren Speakers	$ 204
(2) Push Bumpers	$ 450
(2) Power Control Centers	$ 856
(2) Vehicle Safety Partition	$ 928
(2) Emergency Lighting	$ 2,300
(2) Center Consoles	$ 536
(2) LCSD Patrol Car Marking	$ 3,000

(2) 800 MHZ RADIO AND ACCESSORIES $11,200

The 800 MHz Digital Encrypted radios are required for each officer. The digital encryption allows all law enforcement agencies to communicate over a secure network and for the safety of the traffic officers.

The cost is $5,600 X 2 = $11,200.

(2) IN-CAR VIDEO CAMERAS AND ACCESSORIES $ 9,620

The use of digital in-car video is paramount for evidentiary purposes, which will assist in successful prosecution of each case. The video medium is regarded as the most effective tool to prosecute traffic cases.

(2) IN-CAR RADAR UNITS $ 4,384

The radar units enable the apprehension of traffic violators.

(2) DIGITAL CAMERAS AND ACCESSORIES $ 800

The use of digital photography for traffic scenes will greatly enhance traffic investigations and court presentations. Some of the benefits are:

- Instantaneous in camera review to confirm the incident was correctly documented.
- The speed at which images can be used and disseminated.
- Cost savings over film systems.
- More images are taken and scenes are documented more thoroughly due to the absence of film.

The cost is estimated.

(2) RUGGADIZED LAPTOP COMPUTERS AND ACCESSORIES $ 13,000

These computers will be used for recording data in the field. The laptop will also be used to pull information from the in-house system needed for the investigation.

The cost is estimated.

(2) IN-CAR THERMAL PRINTERS AND ACCESSORIES $ 800

Mobile printers and accessories will be used to print search warrants, photographs and other documents needed to process the case at the scene.

The cost is estimated.

(2) LIDAR $ 10,690

The LIDAR units enable the apprehension of traffic violators. These particular LIDAR units record a digital photograph of the violator's vehicle with the speed, time, date, and location stamped on the picture. This will assist in the prosecution of speed cases.

COUNTY OF LEXINGTON
OTHER MISCELLANEOUS GRANTS
Annual Budget
Fiscal Year 2013-2014

	Requested Grants						
	Urban Entitlement Community Development **2400**	HOME Program **2401**	Clerk of Court Title IV-D Child Support **2410**	Citizens Corps **2480**	Pretrial Service Program **2487**	DHEC Emergency Medical Service Grant-In-Aid **2520**	**Combined**
Prior Year Fund Balance	68,195	(19,853)	339,853	0	0	13	
Prior Year Contingency	0	0	0	0	0	0	
# of Employees	**[4]**	**[1.6]**	**[9]**				**[14.6]**
Revenues							
Property Taxes	0	0	0	0	0	0	0
Fees, Permits, and Sales	0	0	0	0	0	0	0
State Grant Income	0	0	0	0	0	21,026	21,026
Federal Grant Income	1,352,172	444,629	0	0	0	0	1,796,801
Program Income	0	0	477,000	0	0	0	477,000
Miscellaneous Payments & Grants	0	0	0	0	0	0	0
Investment Interest	0	0	0	0	0	0	0
General Fund Revenue Sources	0	0	0	0	0	0	0
Oper Trn In From General Fund	52,370	39,752	0	0	0	1,450	93,572
Oper Trn In From Other Funds	0	0	0	0	0	0	0
***Total Funding**	**1,404,542**	**484,381**	**477,000**	**0**	**0**	**22,476**	**2,388,399**
Appropriations							
Personnel	277,029	101,937	397,296	0	0	0	776,262
Operating Expenses	1,121,951	382,444	11,781	0	0	22,250	1,538,426
Capital	5,562	0	0	0	0	0	5,562
Operating Transfer Out	0	0	0	0	0	0	0
***Total Appropriations**	**1,404,542**	**484,381**	**409,077**	**0**	**0**	**22,250**	**2,320,250**
Projected Ending Fund Balance	**68,195**	**(19,853)**	**407,776**	**0**	**0**	**239**	

COUNTY OF LEXINGTON
URBAN ENTITLEMENT COMMUNITY DEVELOPMENT
Annual Budget
FY 2013-14 Estimated Revenue

Object Code	Revenue Account Title	Actual 2011-12	Received Thru Dec 2012-13	Amended Budget Thru Dec 2012-13	Projected Revenues Thru Jun 2012-13	Requested 2013-14	Recommend 2013-14	Approved 2013-14
	***Urban Entitlement Community Development 2400**							
	Revenues:							
457000	Federal Grant Income	1,729,823	242,707	2,717,763	2,717,763	1,352,172		
461000	Investment Interest	0	0	0	0			
801000	Op Trn from General Fund	0	0	15,558	15,558	52,370		
	****Total Revenue**	1,729,823	242,707	2,733,321	2,733,321	1,404,542		
	*****Total Appropriation**				2,798,066	1,404,542		
	Contingency:							
	Unused				128,243			
	Carryforward					0		
	FUND BALANCE							
	Beginning of Year				4,697	68,195	68,195	68,195
	FUND BALANCE - Projected							
	End of Year				68,195	68,195	68,195	68,195

COUNTY OF LEXINGTON
URBAN ENTITLEMENT COMMUNITY DEVELOPMENT
Annual Budget
Fiscal Year - 2013-14

Fund 2400
Division: : Community Development
Organization: 181200 - Community Development Administration

Object Code	Expenditure Classification	2011-12 Expend	2012-13 Expend (Dec)	2012-13 Amended (Dec)	2013-14 Requested	BUDGET 2013-14 Recommend	BUDGET 2013-14 Approved
	Personnel						
510100	Salaries & Wages - 3.2	127,645	51,958	144,066	156,913		
511112	FICA - Employer's Portion	9,449	3,829	11,021	12,004		
511113	State Retirement - Employer's Portion	12,197	5,209	15,271	16,633		
511120	Employee Insurance - 3.2	23,400	9,750	26,000	24,960		
511130	Workers Compensation	383	156	1,930	14,483		
519999	Personnel Contingency	0	0	3,019	6,277		
	*** Total Personnel**	**173,074**	**70,902**	**201,307**	**231,269** 70		
	Operating Expenses						
520300	Professional Services	0	0	250	0		
520303	Accounting/Auditing Services	600	0	0	0		
520400	Advertising & Publicity	1,028	84	3,000	2,000		
520500	Legal Services	1,820	285	3,500	4,500		
520510	Interpreting Services	0	0	500	1,500		
520704	Computer Security & Management Service	0	0	129	0		
520800	Outside Printing	0	0	1,000	1,500		
521000	Office Supplies	1,197	683	1,700	2,200		
521100	Duplicating	1,629	244	2,200	2,600		
524000	Building Insurance	19	10	40	40		
524201	General Tort Liability Insurance	121	60	149	226		
524202	Surety Bonds	19	0	0	0		
525000	Telephone	723	422	1,318	1,446		
525020	Pagers and Cell Phones - 1	283	244	264	264		
525021	Smart Phone Charges - 3	564	463	1,468	2,352		
525041	E-mail Service Charges - 5	243	145	351	486		
525100	Postage	996	268	1,300	1,450		
525110	Other Parcel Delivery Services	0	0	0	200		
525210	Conference, Meeting &Training Expense	12,838	7,152	17,725	19,625		
525230	Subscriptions, Dues, & Books	3,784	4,089	4,660	2,905		
525240	Personal Mileage Reimbursement	588	578	1,332	2,034		
525250	Motor Pool Reimbursement	2,535	759	3,774	4,068		
525300	Util / Administration Building	1,926	1,047	2,091	2,400		
529903	Contingency	0	0	18,486	2499 ~~2,500~~		
529950	Indirect Costs	19,643	3,071	20,372	19,233		
	*** Total Operating**	**50,556**	**19,604**	**85,609**	**73,529** 8		
	**** Total Personnel & Operating**	**223,630**	**90,506**	**286,916**	**304,798**		
	Capital						
540000	Small Tools & Minor Equipment	107	261	1,300	1,294		
540010	Minor Software	0	0	740	655		
	All Other Equipment	0	642	3,203	3,613		
	**** Total Capital**	**107**	**903**	**5,243**	**5,562**		
	***** Total Budget Appropriation**	**223,737**	**91,409**	**292,159**	**310,360**		

COUNTY OF LEXINGTON
URBAN ENTITLEMENT COMMUNITY DEVELOPMENT
Annual Budget
Fiscal Year - 2013-14

Fund 2400
Division: Community Development
Organization - 181201 Community Development Projects

Object Code	Expenditure Classification	2011-12 Expend	2012-13 Expend (Dec)	2012-13 Amended (Dec)	BUDGET 2013-14 Requested	2013-14 Recommend	2013-14 Approved
	Personnel						
510100	Salaries & Wages .8 (MHR Project Delivery)	0	2,951	6,300	31,000		
511112	FICA - Employer's Portion	0	227	482	2,372		
511113	State Retirement - Employer's Portion	0	0	668	3,286		
511120	Employee Insurance .8	0	0	0	6,240		
511130	Workers Compensation	0	9	19	2,861		
		0	**3,187**	**7,469**	**45,759**		
	Operating Expenses						
529903	Contingency	0	0	109,757	30,000		
537119	Minor Housing Repair Program	341,151	32,562	486,322	120,821		
537124	Gibson Road Sidewalk	33,085	0	0			
537133	State Street Streetscape (Phase III)	119,496	0	0			
537134	Triangle City Façade Improvement (Phase I)	55,464	0	0			
537143	State Street Streetscaping Phase IV	93,862	0	0			
537144	Oak Street Sidewalk	86,136	0	0			
537146	George Street Sidewalk	107,298	0	0			
537148	Keeping Every Youth Safe Program	79,083	36,109	98,019			
537150	Sistercare Facility Improvements	0	0	18,500			
537152	Demolition and Clearance Program	15,160	0	25,240			
537163	Pelion Family Practice	17,086	0	1,245			
537164	BLEC Building Renovations	12,190	4,679	153,290			
537165	Brookland Pediatrics Extension	125,000	0	0			
537166	North Oak Street Sidewalk	36,223	37,076	61,795			
537167	Leaphart Place Building Renovations	45,621	0	0			
537170	Rural Mobile Food Pantry	57,481	0	0			
537172	Pelion Family Practice - ECCHC Portion	150,000	0	0			
537174	Pelion Family Practice - Dental Equipment	106,707	0	0			
537175	Mitchell Street Sidewalk	3,031	2,259	304,509			
537176	Spring Street Water Line	0	0	207,400			
537177	Septic Tank Repair and Replacement Program	7,050	4,850	95,950			
537178	Old Bush River Road Affordable Housing	0	60,544	70,000			
537179	Be Great Academy Afterschool Program	66,000	22,842	63,800			
537180	HOME Program Project Delivery	27,450	1,400	62,550			
537181	Food Pantry Cooler and Freezer Purchase	0	0	27,214			
537182	Samaritan's Well Van Purchase	23,856	0	0			
537184	Demolition & Clearance - W. Columbia	0	3,420	8,869			
537185	West Lexington Water Line Upgrade	0	0	210,000			
537186	Avenues Water Line Upgrade	0	0	171,083			
537187	Platt Springs Road Blight Removal	0	0	65,200			
537188	Backpack Weekend Child Feeding Program	0	0	64,800			
537189	Duffie Work Activity Center Improvements	0	0	17,485			
537191	Gaston Park Improvement Project	0	0	25,410			
537192	Acquisition/Affordable Housing	0	0	150,000	350,000		
5------	City of Cayce State Street Sewer Line				173,381		
5------	Babcock Center Three Fountains Facility Improvements				14,787		
5------	Town of South Congaree Park Improvements				7,245		
5------	Town of Batesburg-Leesville Biarritz Court Paving				60,000		
5------	Samaritan's Well Facility Improvements				15,300		
5------	Town of Lexington Caractor Park Improvements				44,888		
5------	Town of Summit Park Improvements				46,029		
5------	Keeping Every Youth Safe Program 2013/14				50,000		
5------	BE Great Academy Afterschool Program 2013/14				25,000		
5------	Sistercare Van Purchase				24,000		
5------	LRADAC Van Purchase				26,902		

5------	Columbia Urban League				25,000
5------	LICS Community Service Center Improvements				11,070
5------	Mildand's Fatherhood Coalition Job Readiness Boot Camp				24,000
	*** Total Operating**	**1,608,430**	**205,741**	**2,498,438**	**1,048,423**
	**** Total Personnel & Operating**	**1,608,430**	**208,928**	**2,505,907**	**1,094,182**
	***** Total Budget Appropriation**	**1,608,430**	**208,928**	**2,505,907**	**1,094,182**

SECTION IV

COUNTY OF LEXINGTON
Capital Item Summary
Fiscal Year - 2013 - 2014

Fund # 2400 Fund Title: Urban Entitlement Community Development
Organization # 181200 Organization Title: Community Development
Program # 100 Program Title: CDBG

Qty	Item Description	***BUDGET*** 2013-2014 Requested Amount
	Small Tools & Minor Equipment	$1,294
	Minor Software	$655
3	Personal Computers	$2,385
1	Laptop with docking station	$1,228

**** Total Capital (Transfer Total to Section III)** **$5,562**

SECTION V - PROGRAM OVERVIEW

Summary of Programs:

Program 1 – Community Development Block Grant (CDBG) Program
Program 2 – County-wide Title VI Compliance

Program 1 Objectives:

The objectives of the Community Development Block Grant (CDBG) Program are to primarily assist low- and moderate-income (LMI) persons in securing decent housing, suitable living environments and expanded economic opportunities. Every project and activity funded through the CDBG Program must meet one of three national objectives: principally benefit LMI persons, aid in the elimination of slums and blight, and/or meet an urgent or unanticipated need.

The staff of the County's CDBG Program carries out these objectives through administration, implementation and oversight of the Program as established through the regulations of the United States Department of Housing and Urban Development (HUD). These responsibilities include the following:

- Ensuring compliance with applicable regulations
- Maintaining records and files
- Preparing plans and reports
- Managing infrastructure construction and other projects following federal and County guidelines
- Developing and monitoring annual program and individual project budgets
- Analyzing feasibility of potential projects
- Monitoring federal guidelines and recommending changes to program as needed

The CDBG Grant Administrator, Grant Technician, and Grant Assistant manage the administration of the CDBG Program. The staff works closely with many different groups and individuals to achieve the objectives of the program and successfully implement projects. Community Planning and Development (CPD) Notice 92-19 allows for CDBG funds to be expended for program administrative costs, as defined at 24 CFR 570.206(a), (b), and (e), of the Home Investment Partnership Program (HOME). Accordingly, the CDBG Program operating budget includes some operating expenses for the HOME Program.

Program 2 Objectives:

The Civil Rights Act of 1964 includes a provision named "Title VI," which prohibits discrimination in the access of County programs, activities, services, etc., on the basis of race, color, national origin, sex, disability, and age. During FY 2011-12, the County of Lexington was reimbursed approximately $6 million in federal grant funds. As a recipient of federal funding, the County is required to create a Title VI Compliance Plan and must designate a Title VI Coordinator. Through the Title VI Compliance Plan, the County is required to ensure that public funds are not spent in a way which encourages, subsidizes, or results in discrimination. Additionally, the County must reasonably ensure that programs, services, and facilities are accessible to citizens with disabilities and other barriers.

The County's Title VI Compliance Plan includes: Civil Rights resources, training for county grant managers on Title VI requirements, public notification and outreach, data collection systems, complaint processing in conducted programs, program availability and accessibility to persons with disability, service to limited English proficiency persons, preparing annual reports on county-wide Title VI compliance.

SECTION VI – LINE ITEM NARRATIVES

SECTION VI. A

SUMMARY OF REVENUES

457000 – FEDERAL GRANT INCOME **$1,352,172**

The United States Department of Housing and Urban Development (HUD) establishes the annual award for all Community Development Block Grant (CDBG) Urban Entitlement Counties. HUD has not notified the County of its allocation for FY 2013-14. At the time of budget preparation, HUD has recommended using the previous year's allocation of $1,352,172 for planning purposes. The CDBG Program has approximately $181,840 in uncommitted funds that will be included when making project awards for the FY 2013-14 budgets. The uncommitted funds are from awarded projects that were completed under budget. No other revenues are anticipated.

Partners are identified to assist with funding projects wherever feasible. It is anticipated that several of the FY 2013-14 projects will include other sources of assistance.

801000 – GENERAL FUND **$52,370**

The Title VI Coordinator/Grant Manager assists with CDBG Program Administration. Additional duties include County-wide Title VI Plan preparation and coordination. Fifty percent (50%) of the personnel and operating budget of the Title VI Coordinator/Grant Manager is provided by the general fund.

SECTION VI. B

LISTING OF POSITIONS

The Community Development Block Grant Division consists of five (5) employees with insurance.

Position	Grade
Title VI Coordinator/Grant Manager	19*
CDBG Grant Administrator	18
HOME Grant Administrator	18**
Grant Technician	10
Grant Assistant	8

*50% of the personnel and operating costs for this position are funded through the County general fund.
** 100% of the personnel costs for this position are funded through Fund 2401 (HOME Program)

COMMUNITY DEVELOPMENT ORGANIZATIONAL CHART

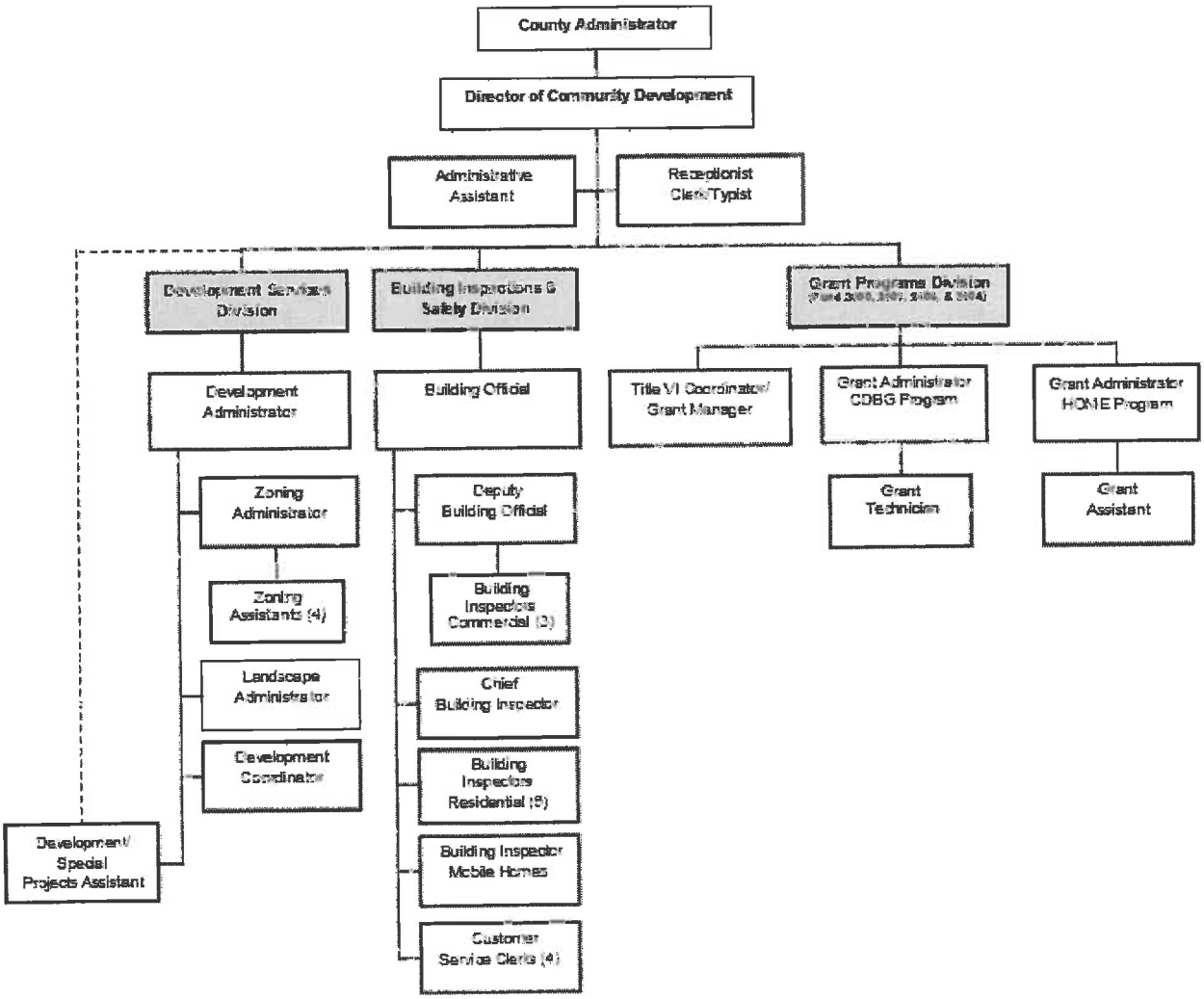

SECTION VI. C

OPERATING LINE ITEM NARRATIVES

All non-personnel operating costs for the HOME Investment Partnerships (HOME) Program will be provided through Community Development Block Grant (CDBG) funds. Community Planning and Development (CPD) Notice 92-19 allows for CDBG funds to be expended for program administrative costs, as defined at 24 CFR 570.206(a), (b), and (e), of HOME. Accordingly, the CDBG Program operating budget includes operating expenses for the HOME Grant Administrator. Additionally, operating costs associated with County-wide Title VI management are included in this narrative. Title VI operating costs are paid through a match contribution from the general fund.

520400 – ADVERTISING & PUBLICITY **$2,000**

Newspaper advertisements are required throughout the year to notify the public of various aspects of the program including environmental findings, public hearings, availability of plans and reports, amendments to plans, and public comment periods. Continuing programs such as the Minor Home Repair program may also be marketed through newspaper advertisements for applicants. Ad costs vary depending upon the size and nature of the advertisements.

Program 1 (CDBG Program): $1,500

Program 2 (Title VI Compliance): $500

520500 – LEGAL SERVICES **$4,500**

The County Attorney reviews various legal issues arising from implementation of projects. These services are utilized throughout the year as projects are planned and implemented.

Program 1 (CDBG Program): $3,500

Program 2 (Title VI Compliance): $1,000

520510 – INTERPRETING SERVICES **$1,500**

This line item is requested to cover the cost for interpreting services provided to individuals who are disabled and/or non-English speaking during presentations and public hearings.

Program 1 (CDBG Program): $500

Program 2 (Title VI Compliance): $1,000

520800 – OUTSIDE PRINTING **$1,500**

This line item is requested to print various brochures and materials to meet federal requirements to affirmatively market affordable housing, fair housing, Title VI requirements, and projects sponsored through the Grant Programs Division.

Program 1 (CDBG Program): $1,000

Program 2 (Title VI Compliance): $500

521000 - OFFICE SUPPLIES **$2,200**

Routine office supplies are used (printer toner cartridges, paper, pencils, file folders, etc.) in the course of implementing projects and maintaining compliance with grant requirements each year.

Program 1 (CDBG Program): $1,800

Program 2 (Title VI Compliance): $400

521100 - DUPLICATING **$2,600**

This account is used for copier machine duplicating of agreements, reports, correspondence, environmental reviews, and other documents used in the daily accomplishment of the department's operations. The laser printer and administrative multi-function machine also now function as the primary printer for staff, per IS configurations.

4,333 copies/month x 12 months x $.05 a copy = $2,600

Program 1 (CDBG Program): $2,000

Program 2 (Title VI Compliance): $600

524000 – BUILDING INSURANCE **$40**

The amount requested is based on an estimate provided by the County Risk Manager for the CDBG and HOME Programs.

524201 – GENERAL TORT LIABILITY **$226**

The amount requested is based on an estimate provided by the County Risk Manager for the CDBG ($125), HOME ($77), and Title VI ($24) Programs.

Program 1 (CDBG Program): $202

Program 2 (Title VI Compliance): $24

525000 – TELEPHONE **$1,446**

The amount requested covers basic phone and fax lines for department staff.

Program 1 (CDBG Program): $1,204.20

• 5 lines x $19.00/month x 12 months	=	$1,140.00
• 5 lines with voice mail service x $1.07/month x 12 months	=	$64.20
TOTAL		$1,204.20

Program 2 (Title VI Compliance): 240.84 (50% of this cost to be funded through the GF)

• 1 lines x $19.00/month x 12 months	=	$228.00
• 1 lines with voice mail service x $1.07/month x 12 months	=	$12.84
TOTAL		$240.84

525020 – PAGERS AND CELL PHONES **$264**

A mobile phone is assigned to the Grant Assistants to maintain communication when out of the office conducting inspections, site visits, meetings, attending events, etc.

- 1 mobile phone x $22/month x 12 months = $264

525021 – SMART PHONE CHARGES **$2,352**

Smart phones are assigned to the CDBG Grant Administrator, HOME Grant Administrator and the Title VI Coordinator/Grant Manager to maintain communication when out of the office conducting inspections, site visits, meetings, attending events, etc.

Program 1 (CDBG Program): $1,344

- 2 smart phones x $56/month x 12 months = $1,344

Program 2 (Title VI Compliance): $1,008 (50% of this cost to be funded through the GF)

- 1 smart phone x $84/month x 12 months = $1,008

525041 – E-MAIL SERVICE **$486**

The amount requested covers basic e-mail service for department staff.

Program 1 (CDBG Program): $405

5 accounts x $6.75/month x 12 months = $405

Program 2 (Title VI Compliance): $81 (50% of this cost to be funded through the GF)

1 account x $6.75/month x 12 months = $81

525100 - POSTAGE **$1,450**

This line item covers the cost of mailing office correspondence, notices, reports, newsletters, and planning materials.

Program 1 (CDBG Program): $1,200

Program 2 (Title VI Compliance): $250

525110 – OTHER PARCEL DELIVERY SERVICES **$200**

This line item covers the cost of mailing UPS and FedEx packages and notices as is required.

Program 1 (CDBG Program): $150

Program 2 (Title VI Compliance): $50

525210 – CONFERENCE, MEETING & TRAINING EXPENSE **$19,625**

This line item covers the cost of attending various HUD training opportunities that may include IDIS, Fair Housing, Wage and Labor compliance, Environmental Review compliance, and general CDBG and HOME program training as well as annual training provided by state and national associations working within the area of housing, planning and community development. Estimated training costs include lodging, transportation, and registration fees. The training events listed below address various aspects of the CDBG and HOME programs, rural development, planning, affordable housing, infrastructure improvements, community revitalization techniques, compliance with HUD, and other federal requirements, as well as best practice presentations from other communities. Locations for HUD training vary and are offered throughout the United States depending on HUD's budget and the availability of trainers, etc. The Title VI Coordinator/Grant Manager will be required to attend various trainings to stay abreast of compliance issues related to management of the County's Title VI program.

The following is a non-exhaustive list of trainings staff will likely attend during the fiscal year:

Program 1 (CDBG Program): $17,625

•	HUD Training (estimate)	$6,000
•	NeighborWorks Training Institutes	$5,000
•	National Comm. Dev. Assoc. Legislative Policy Conference	$3,000
•	National Comm. Dev. Assoc. Spring Training	$1,500
•	SC Comm. Dev. Assoc. Fall Meeting (2 x $125)	$ 250
•	SC Comm. Dev. Assoc. Spring Meeting (2 x $750)	$1,500
•	Palmetto Affordable Housing Forum (3 x $125)	$ 375
	TOTAL	$17,625

Program 2 (Title VI Compliance): $2,000

•	State Procurement for Grant Management Training	$ 500
•	Federal/State Title VI Training (estimate)	$1,500
	TOTAL	$ 2,000

525230 - SUBSCRIPTIONS, DUES, & BOOKS — $2,905

This line item covers the costs of professional association memberships at both the national and state level, recommended by HUD staff and other entitlement counties, and to maintain local resources.

Program 1 (CDBG Program): $2,605

Dues:

• National Community Development Association (Agency membership – 1 yr.)	$1,545
• SC Association of Community Development Corporations (Agency membership – 1 yr.)	$ 500
• Midlands Area Consortium for the Homeless (Agency membership – 1 yr.)	$ 100
• South Carolina Community Development Association	$ 80
TOTAL	$2,225

Subscriptions & Books:

• The State Newspaper (1 year subscription)	$ 90
• The Lexington Chronicle Newspaper (1 year subscription)	$ 40
• Other Subscriptions, Books & Training Manuals (estimate)	$ 250
TOTAL	$ 380

Program 2 (Title VI Compliance): $300

Subscriptions & Books:

Subscriptions, Books & Training Manuals (estimate)	$ 300
TOTAL	$ 300

525240 - PERSONAL MILEAGE REIMBURSEMENT — $2,034

This line item is requested to cover the cost of Personal Mileage Reimbursement. Wherever practical, motor pool vehicles are used. However, there are occasions when it is more feasible for an employee to use their personal vehicle (i.e., unexpected field visits, meetings that begin before or end after the traditional workday, etc).

The reimbursement rate is based on the annual federal rate, which is difficult to predict and may change mid-year. The proposed amount is based on historic driving patterns to project sites and meetings, with a $.565 cents rate as set by the federal government.

Program 1 (CDBG Program): $1,695

250 miles/month x 12 months x $.565 = $1,695

Program 2 (Title VI Compliance): $339

50 miles/month x 12 months x $.565 = $339

525250 - MOTOR POOL REIMBURSEMENT **$4,068**

This charge is for use of fleet vehicles and is based on historic usage.

Program 1 (CDBG Program): $3,390

500 miles/month x 12 months x $.565 = $3,390

Program 2 (Title VI Compliance): $678

100 miles/month x 12 months x $.565 = $678

525300 – UTILITIES / ADMINISTRATION BUILDING **$2,400**

The requested amount is an estimate based on historical data.

Program 1 (CDBG Program): $2,100

Program 2 (Title VI Compliance): $300

529903 - CONTINGENCY ~~$2,500~~ $2,499

These funds are typically available for unanticipated administration expenses. They may also be reassigned for projects, provided the proper public notice and public hearings have taken place to amend the Consolidated and/or Annual Action Plans.

The U.S. Department of Housing and Urban Development has set a cap of 20% of program award for administrative costs. This contingency allows for unforeseen demands, while keeping the program's administrative costs comfortably below the cap.

529950 - INDIRECT COSTS **$19,233**

These costs are associated with general internal support functions provided by the County to the grant program.

OPERATING LINE ITEM NARRATIVES

2400-181201
COMMUNITY DEVELOPMENT PROJECTS

Proposed projects for the upcoming year are identified below. The total costs are based on preliminary estimates.

IN-HOUSE PROJECT LINE ITEMS

510100 – PERSONNEL **$45,759**

Funds will be used for the project delivery costs for staff administration of the Minor Home Repair Program. The project delivery costs will include working directly with customers, reviewing applications for assistance, preparation of bid documents, compliance reviews, record keeping, and monitoring of housing repair projects.

529003 – PROJECT CONTINGENCY **$30,000**

These funds will be set aside from the FY 2013-14 allocation. Contingency will be used as needed to address budgetary shortfalls for a project or to address unanticipated project needs. Cost estimates may differ significantly from actual bids and needs may arise during the year not anticipated at the time the budget was developed. Additionally, when projects are completed and do not exhaust all funds, the remaining balances are transferred into this line item. The amount listed for this line item will likely increase when other projects are closed and we calculate the actual carryover amount at the end of FY 2012-13.

537119 – MINOR HOME REPAIR PROGRAM **$120,821**

This project will continue an existing Lexington County program to assist low- and moderate-income homeowners with minor repairs to their homes. We will set aside $121,476 from the FY 2013-14 allocation. Additionally, we will allocate $180,000 from FY 2012-13 contingency to be used for the Minor Home Repair Program. Through this program we anticipate assisting approximately 40 homeowners. The total repair for each home typically will not exceed $7,500.

537192 – ACQUISITION/AFFORDABLE HOUSING **$350,000**

This project will continue an existing Lexington County program to acquire and rehabilitate affordable housing for either homeownership or rental activities. Funds will be used in conjunction with the CHDO funding made available through the HOME Program (Fund 2401).

PUBLIC FACILITY AND INFRASTRUCTURE PROJECTS

5— CITY OF CAYCE STATE STREET AREA SEWER LINE REPLACEMENT **$173,381**

This project will include the replacement of approximately 805 LF of substandard concrete sewer pipe. The replacement of this antiquated sewer line will result in improved sewer line quality, service, and safety for low to moderate residents in this target area. This upgrade will reduce sewage backup into residents' homes decreasing the complaints from city residents. This project will also create or maintain jobs for engineers, contractors, and laborers. The total amount of CDBG funds being requested is $173,380.50. With the City of Cayce providing a 10% match, the total estimated activity cost is $192,644.50.

5— BABCOCK CENTER THREE FOUNTAINS FACILITY IMPROVEMENTS $14,787

CDBG funds will be used to provide the material and installation for fencing of the Three Fountains Work Activity Center property which supports people with intellectual and related disabilities. The fencing will allow the Babcock Center to provide a more secure and safe environment for the residents they support. The total amount of CDBG funds being requested is $14,787. With Babcock providing a 10% match, the total estimated activity cost is $16,430.

5— TOWN OF SOUTH CONGAREE PARK IMPROVEMENTS $7,245

CDBG funds will be used to purchase and install electronic safety locks, new toilets, sinks, and lights in the park's public restrooms. Upgrading the restrooms will provide residents a clean, functioning restroom, eliminate the frequent flooding, and improve public safety. The total amount of CDBG funds being requested is $7,245. With the Town of South Congaree providing a 10% match, the total estimated activity cost is $8,050.

5— TOWN OF BATESBURG-LEESVILLE BIARRITZ COURT ROAD PAVING PROJECT $60,000

CDBG funds will be used to purchase materials needed to pave approximately 1,165 LF of unpaved road. Paving this residential street will encourage rainwater to drain properly into drainage ditches. The road currently consists of dirt and gravel with no embankments which leads to water logging and erosion and in some instances prohibits access to residents. This project will consist of Lexington County Public Works staff constructing asphalt along the entirety of Biarritz Court. The total amount of CDBG funds being requested is $60,000. With the Town of Batesburg-Leesville providing a match of approximately 10% for the portion of the road within Town limits, the total estimated activity cost is $66,000.

5— SAMARITAN'S WELL FACILITY IMPROVEMENTS $15,300

CDBG funds will be used to replace essential appliances including a commercial grade freezer, refrigerator, dishwasher, stove and installed microwave within the shelter facility. Samaritan's Well is a transitional shelter for women and children which provides a place for them to stay while transitioning from homelessness to self–supporting. The replacement of essential appliances will improve their quality of life while working their way to independence. The total amount of CDBG funds to be awarded will be $15,300. With Samaritan's Well providing a 10% match, the total estimated activity cost is $16,830.

5— TOWN OF LEXINGTON CARACTOR PARK IMPROVEMENTS $44,888

CDBG funds will be used to upgrade Willie B. Caractor Park by installing a restroom facility. The restroom will be an ADA compliant prefabricated vandal resistant structure. The total amount of CDBG funds requested is $44,887.50. With the Town of Lexington providing a 10% match, the total estimated activity cost is $49,875.

5— TOWN OF SUMMIT PARK IMPROVEMENTS $46,029

CDBG funds will be used to upgrade the Town's park by resurfacing approximately 750 feet of walking trail and installing an ADA-compliant water fountain. The current walking trail consists of crushed gravel which is outdated and poses a potential trip hazard. The project will consist of upgrading the existing gravel trail by resurfacing it with recycled rubber. Funds will also be used to replace a non-functioning outdoor water fountain with an ADA-compliant water fountain. The total amount of CDBG funds requested is $46,029. With the Town of Summit providing a 10% match, the total estimated activity cost is $50,588.

PUBLIC SERVICE PROJECTS

5— KEEPING EVERY YOUTH SAFE PROGRAM $50,000

This project will include providing the Town of Lexington with operational support of the Keeping Every Youth Safe (KEYS) afterschool program. The KEYS Program provides afterschool educational, life skills, and safety programming for youth in a low- and moderate-income neighborhood in the Town. The total amount of CDBG funds being recommended to the KEYS Program is $50,000.

5— BE GREAT ACADEMY AFTERSCHOOL PROGRAM $25,000

This project will include providing the Boys and Girls Clubs of the Midlands with operational support to provide funding for low- and moderate-income children to attend their BE Great Academy after school program. The BE Great Academy offers a variety of youth development programs in core areas that include education and career development, character and leadership development, sports, fitness and recreation, health and life skills, and the arts. The total amount of CDBG being recommended is $25,000.

5— SISTERCARE, INC. VAN PURCHASE $24,000

CDBG funds will be used to purchase a van for the Lexington County I Shelter. The van is needed for shelter staff to safely and effectively transport residents to appointments. The van is also needed to move battered women and their children from the Lexington County I Shelter to independent living in scattered sites throughout the community. The total amount of CDBG funds being requested is $24,000. With Sistercare providing a 10% match, the total estimated activity cost is $26,400.

5— LRADAC VEHICLE PURCHASE $26,902

CDBG funds will be used to purchase a vehicle which will assist the Lexington-Richland Alcohol and Drug Abuse Council with the transportation of individuals living in the rural communities of Batesburg-Leesville, Red Bank, Gilbert, Swansea, Pelion, Gaston, and the Edmund area to treatment services at the LRADAC Lexington facility located to 1068 South Lake Drive. The total amount of CDBG funds being requested is $26,902. With LRADAC providing a 10% match, the total estimated activity cost is $37,252.

5— COLUMBIA URBAN LEAGUE FAIR HOUSING EDUCATION $25,000

This project will consist of the facilitation, education, and outreach activities in Lexington County regarding the Fair Housing Act as described under Title VIII of the Civil Rights Act of 1968. CDBG funds will be used to educate the community of their rights under the Fair Housing Act by analyzing local impediments, conducting workshops, developing educational material, and providing housing counseling. The total amount of CDBG funds being requested is $25,000.

5— LEXINGTON INTERFAITH COMMUNITY SERVICES CENTER IMPROVEMENTS $11,070

CDBG funds will be used to purchase two 72 sq. ft. coolers for food storage, shelving for existing freezer and food packaging area, and two rolling carts for food bagging with separate storage baskets at the food distribution center. These items will help reduce the amount of waste due to spoilage and provide better services for residents to look to LICS for assistance. The total amount of CDBG funds being requested is $11,070. With Lexington Interfaith Community Services providing a 10% match, the total estimated activity cost is $12,177.

5— MIDLAND'S FATHERHOOD COALITION JOB READINESS BOOT CAMP $24,000

CDBG funds will be used to support the delivery of one-week intensive Job Readiness Boot Camps focused on soft skills, work preparation, and job readiness to a population for which traditional workforce programs are not typically successful. The goal of this program will be to increase job readiness skills of low income non-custodial fathers and assist them with gaining employment. CDBG funds will support the costs of a Job Coach to conduct the training. The total amount of CDBG funds being recommended is $24,000.

SECTION VI. D

CAPITAL LINE ITEM NARRATIVES

540000 - SMALL TOOLS & MINOR EQUIPMENT **$1,294**

This line item is used to cover a number of general items ranging from office equipment such as adding machines and telephones, to basic office furniture.

Program 1 (CDBG Program): $844

Office Chairs (2 desk chairs x $90 each = $180), (2 customer chairs x $75 each = $150) – This amount is requested to replace chairs that are no longer functional.

Cell Phone Replacements (1 x $214 = $214) (1 x $50 = $50) – This amount is requested to replace cell phones used by the Grant Programs Division staff that may malfunction during the fiscal year and require replacement.

Other Replacement Items ($250) – This amount is requested to replace office telephones, dymo labels, and other minor equipment that may malfunction during the fiscal year.

Program 2 (Title VI Compliance): $450

Lateral File Cabinets (1 x $450 each = $450) – This amount is requested to purchase one lateral file cabinet for file storage.

540010 - MINOR SOFTWARE **$655**

This line item is requested to provide software to be used for grant programs materials and marketing needs.

Adobe Photoshop ($654.20)

ALL OTHER EQUIPMENT

5A---- - (3) F1 PC'S – RPL **$2,385**

This line item is requested to purchase three replacement computers, as recommended by Information Services.

3 – Function 1 PC's on FY 2013-14 Recommended PC Specifications – Standard Office/Counter; Dell OptiPlex 9010 Computer (3 x $795 = $2,385.00)

5A---- - (1) Standard Laptop and Docking Station - RPL **$1,228**

This line item is requested to replace a standard laptop, as recommended by Information Services.

1 – Function 3 Standard Laptop on FY 2013-14 Recommended PC Specifications – Dell Latitude E6530 Laptop with Windows 7 64-bit (1 x $1,035.00 = $1,035.00)

1 – Docking Station on FY 2013-14 Recommended PC Specifications – Dell Precision M6700 E-Port Plus Replicator (1 x $193.00 = $193.00)

COUNTY OF LEXINGTON
HOME PROGRAM
Annual Budget
FY 2013-14 Estimated Revenue

Object Code	Revenue Account Title	Actual 2011-12	Received Thru Dec 2012-13	Amended Budget Thru Dec 2012-13	Projected Revenues Thru Jun 2012-13	Requested 2013-14	Recommend 2013-14	Approved 2013-14
	*** HOME Program 2401:**							
	Revenues:							
457000	Federal Grant Income	989,393	160,984	646,203	646,203	444,629		
461000	Investment Income	10	0	0	0			
490800	Loan Repayment	0	3,000	0	0			
801000	Op Trn From the General Fund	0	28,303	28,303	28,303	39,752		
	****Total Revenue**	989,403	192,287	674,506	674,506	484,381		
	*****Total Appropriation**				859,754	484,381		
	FUND BALANCE Beginning of Year				165,395	(19,853)	(19,853)	(19,853)
	FUND BALANCE - Projected End of Year				(19,853)	(19,853)	(19,853)	(19,853)

COUNTY OF LEXINGTON
HOME PROGRAM
Annual Budget
Fiscal Year - 2013-14

Fund 2401
Division : Community Development
Organization: 181200 - Community Development Administration

Object Code	Expenditure Classification	2011-12 Expend	2012-13 Expend (Dec)	2012-13 Amended (Dec)	2013-14 Requested	BUDGET 2013-14 Recommend	BUDGET 2013-14 Approved
	Personnel						
510100	Salaries & Wages - 1	48,737	15,666	53,077	55,000		
511112	FICA - Employer's Portion	3,493	1,156	4,060	4,208		
511113	State Retirement - Employer's Portion	4,658	1,661	5,626	5,830		
511120	Employee Insurance - 1	7,150	2,600	7,800	7,800		
511130	Workers Compensation	1,065	47	1,576	5,077		
519999	Personnel Contingency	0	0	1,259	1,500		
	*** Total Personnel**	**65,103**	**21,130**	**73,398**	**79,415**		
	Operating Expenses						
520303	Accounting/Auditing Services	650	0	0	0		
520400	Advertising & Publicity	0	0	0	0		
520704	Computer Security & Management Serv	0	0	129	0		
521000	Office Supplies	0	0	0	0		
521100	Duplicating	0	0	0	0		
524000	Building Insurance	19	10	0	0		
524201	General Tort Liability Insurance	75	38	0	0		
524202	Surety Bonds	6	0	78	0		
525000	Telephone	241	121	0	0		
525021	Smart Phone Charges - 1	533	0	0	0		
525041	E-mail Service Charges - 1	87	51	0	0		
525100	Postage	0	0	0	0		
525210	Conference, Meeting & Training Expense	0	0	0	0		
525230	Subscriptions, Dues, & Books	0	0	0	0		
525240	Personal Mileage Reimbursement	0	0	0	0		
525250	Motor Pool Reimbursement	0	0	0	0		
525300	Util / Administration Building	0	0	0	0		
529903	Contingency	0	0	0	0		
	*** Total Operating**	**1,611**	**220**	**207**	**0**		
	**** Total Personnel & Operating**	**66,714**	**21,350**	**73,605**	**79,415**		
	Capital						
540000	Small Tools & Minor Equipment	0	0	0	0		
	All Other Equipment	0	0	0	0		
	**** Total Capital**	**0**	**0**	**0**	**0**		
	***** Total Budget Appropriation**	**66,714**	**21,350**	**73,605**	**79,415**		

COUNTY OF LEXINGTON
HOME PROGRAM
Annual Budget
Fiscal Year - 2013-14

Fund 2401
Division: Community Development
Organization - 181201 Community Development Projects

Object Expenditure Code	Classification	2011-12 Expend	2012-13 Expend (Dec)	2012-13 Amended (Dec)	2013-14 Requested	*BUDGET* 2013-14 Recommend	2013-14 Approved
	Personnel						
510300	Part-Time	0	0	0	19,269		
511112	FICA - Employer's Portion	0	0	0	1,474		
511113	State Retirement - Employer's Portion	0	0	0	0		
511120	Employee Insurance	0	0	0	0		
511130	Workers Compensation	0	0	0	1,779		
	*** Total Personnel**	**0**	**0**	**0**	**22,522**		
	Operating Expenses				9,999		
529903	Contingency	0	0	0	~~10,000~~		
537138	Community Housing Develop Organization	499,390	0	66,276	130,000		
537139	Homeownership Assistance Program	197,040	43,536	44,013	50,000		
537140	Housing Rehabilitation Program	237,732	68,795	290,800	192,445		
537192	Acquisition/Affordable Housing	0	0	385,060	0		
	*** Total Operating**	**934,162**	**112,331**	**786,149**	**382,445** 4		
	**** Total Personnel & Operating**	**934,162**	**112,331**	**786,149**	**404,967** 6		
	Capital						
	**** Total Capital**	**0**	**0**	**0**	**0**		
	***** Total Budget Appropriation**	**934,162**	**112,331**	**786,149**	**404,967** 6		

SECTION V - PROGRAM OVERVIEW

Program Overview:

Program – HOME Investment Partnerships Program

Objectives:

The objective of the HOME Investment Partnerships (HOME) Program is primarily to create affordable housing for low and moderate-income households. The HOME Program provides formula grants to states and localities that communities use—often in partnership with local nonprofit groups—to fund a wide range of activities that build, buy, and/or rehabilitate affordable housing for rent or homeownership or provide direct rental assistance to low-income people. Examples of HOME Program activities include:

- Site Improvement (i.e. water/sewer taps)
- Major housing rehabilitation/repair for qualifying homeowners
- Support of Community Housing Development Organizations (CHDOs)
- Down-payment assistance for qualifying homebuyers
- Loan assistance for qualifying homebuyers
- New housing development and construction

The staff of the County's HOME Program carry out the objectives and activities of the Program through administration, implementation, and oversight of the Program as established through the regulations of the United States Department of Housing and Urban Development (HUD). These responsibilities include the following:

- Ensuring compliance with applicable regulations
- Maintaining records and files
- Preparing plans and reports
- Managing infrastructure construction and other projects following federal and County guidelines
- Developing and monitoring annual program and individual project budgets
- Analyzing feasibility of potential projects
- Monitoring federal guidelines and recommending changes to the Program as needed

Community Planning and Development (CPD) Notice 92-19 allows for CDBG funds to be expended for program administrative costs, as defined at 24 CFR 570.206(a), (b), and (e), of the Home Investment Partnership Program (HOME). Accordingly, the CDBG Program operating budget (2400) includes some operating expenses for the HOME Program.

SECTION VI – LINE ITEM NARRATIVES

A. SUMMARY OF REVENUES

457000 – FEDERAL GRANT INCOME **$444,629**

The United States Department of Housing and Urban Development (HUD) establishes the annual award for all HOME Investment Partnerships (HOME) Participating Jurisdictions (PJ). The United States Department of Housing and Urban Development (HUD) has not notified the County of its FY 2013-14 allocation for the HOME Program. At the time of budget preparation, HUD has recommended using the previous year's allocation of $444,629 for planning purposes.

801000 – GENERAL FUND **$39,752**

This funding will be provided from the County's general fund and will be used to supplement program administration costs and matching funds for the HOME Program, as required by federal regulations. The HOME Investment Partnerships Program authorizes ten percent (10%) of the allocation for administrative costs. Any amount above the ten percent must be paid for with non-HOME funds. The remainder of the administrative budget will be provided by an administrative cost supplement of approximately $29,752 from the County's general fund. A premise of the National Affordable Housing Act, which authorized the HOME Program, is that local governments must participate in the effort to provide affordable housing to low-income persons. HUD requires that all PJs in the HOME Program have a 25% local match of expenditure of federal HOME funds. Match requirements will first be met through non-federal community resources as identified in project descriptions and, if necessary, through the County's general fund match set aside in the amount of $10,000 for the HOME Program.

SECTION VI. B – PERSONNEL LINE ITEM NARRATIVES

Position	Grade
HOME Grant Administrator	18

COMMUNITY DEVELOPMENT ORGANIZATIONAL CHART

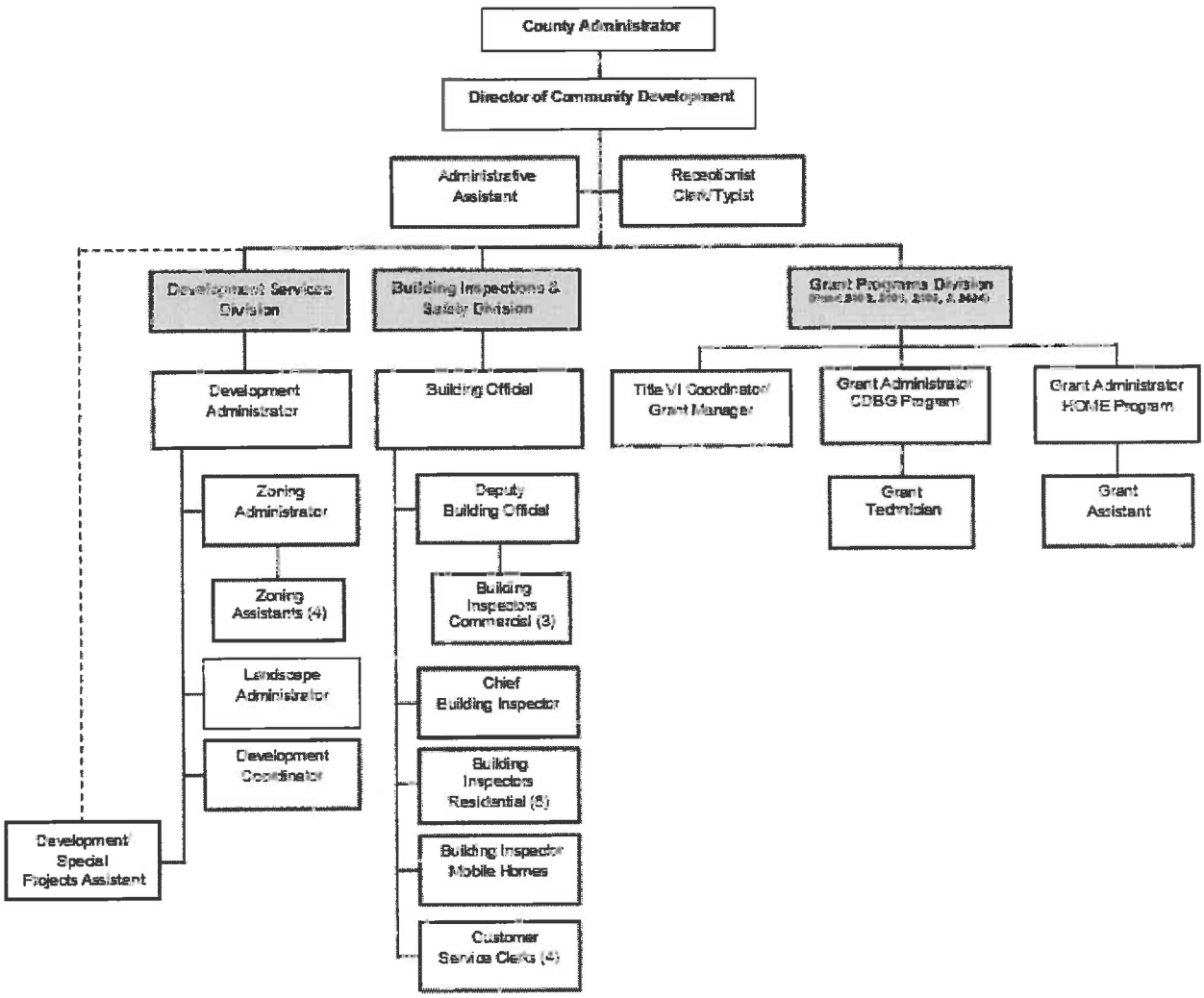

SECTION V.C

OPERATING LINE ITEM NARRATIVES

All operating costs for the HOME Investment Partnerships Program will be provided through Community Development Block Grant funds. Community Planning and Development (CPD) Notice 92-19 allows for CDBG funds to be expended for program administrative costs, as defined at 24 CFR 570.206(a), (b), and (e), of the Home Investment Partnership Program (HOME). Accordingly, the CDBG Program operating budget includes operating expenses for the HOME Program.

2401-181201
HOME INVESTMENT PARTNERSHIPS PROGRAM PROJECTS

Proposed projects for FY 2013-14 are identified below. The total costs are based on preliminary estimates.

510300 – PART-TIME PERSONNEL **$22,522**

Funds will be used for the project delivery costs for staff administration of the Housing Rehabilitation Program. The project delivery costs will include working directly with customers, reviewing applications for assistance, preparation of bid documents, compliance reviews, record keeping and monitoring of housing repair projects.

529003 – PROJECT CONTINGENCY $9,999 ~~$10,000~~

These funds will be set aside from the general fund supplement as required for the federal match contribution. Contingency will be used as needed to address budgetary shortfalls for a project or to address unanticipated project needs. Cost estimates may differ significantly from actual bids and needs may arise during the year not anticipated at the time the budget was developed. Additionally, when projects are completed and do not exhaust all funds, the remaining balances are transferred into this line item. The amount listed for this line item will likely increase when other projects are closed and we calculate the actual carryover amount at the end of FY 2012-13.

A premise of the National Affordable Housing Act, which authorized the HOME Program, is that local governments must participate in the effort to provide affordable housing to low-income persons. HUD requires that all PJs in the HOME Program have a 25% local match of expenditure of federal HOME funds. Match requirements will first be met through non-federal community resources as identified in project descriptions and, if necessary, through the County's general fund allocation set aside for the HOME Program.

537138 COMMUNITY HOUSING DEVELOPMENT ORGANIZATION (CHDO) **$130,000**

At least 15% of the County's HOME funds must be set aside for organizations which are designated by the County of Lexington as Community Housing Development Organizations (CHDO). Funding allocated for CHDOs may be used for eligible development activities that promote affordable housing activities that are owned, developed, or sponsored by CHDOs. The County has established criteria to certify CHDOs to assist the Community Development Department in accomplishing the goals and objectives of the HOME Program. Staff has designated four organizations as CHDOs for Lexington County. Funds will be used in conjunction with the Acquisition/Affordable Housing funding made available through the CDBG Program (Fund 2400).

537139 HOMEOWNERSHIP ASSISTANCE PROGRAM **$50,000**

The Homeownership Assistance Program will provide downpayment assistance and/or closing cost assistance to low- and moderate-income first-time homebuyers. Qualifying homebuyers must be employed or must provide income documentation in the form of disability benefits, Social Security benefits, and/or other retirement benefits. Additionally, all qualifying homebuyers must participate in pre-purchase counseling established by the Lexington County HOME Program. The specific guidelines of the Homeownership Assistance Program are developed by HOME Program staff, in accordance with HUD standards. Of the 2013-14 allocation, $50,000 will be set aside for this program.

537140 HOUSING REHABILITATION PROGRAM **$192,445**

This Housing Rehabilitation Program will assist low- and moderate- income homeowners who are disabled, elderly, or veterans with qualifying repairs to their primary residence. Funds will be used to assist approximately 10 homeowners with significant repair needs. Dependent upon the types and costs of repairs requested, additional

eligible homeowners may be assisted through the program. Program guidelines are structured to allow repair amounts for each home typically not to exceed $20,000, with limited assistance above $20,000 in certain circumstances. Guidelines for deferred payment loans are included in the specific program policies and procedures. The full guidelines for the Housing Rehabilitation Program have been developed by the Grant Programs staff.

COUNTY OF LEXINGTON
CLERK OF COURT/TITLE IV-D CHILD SUPPORT
Annual Budget
FY 2013-14 Estimated Revenue

Object Code	Revenue Account Title	Actual 2011-12	Received Thru Dec 2012-13	Amended Budget Thru Dec 2012-13	Projected Revenues Thru Jun 2012-13	Requested 2013-14	Recommend 2013-14	Approved 2013-14
	***Clerk of Court Title IV-D DSS Child Support 2410:**							
	Revenues:							
451800	IV-D Transaction Reimbursement	390,740	182,738	409,560	409,560	410,000		
451801	IV-D Incentive Payments	31,702	10,602	27,300	27,300	30,000		
451804	IV-D Prior Year Audit Incentive	37,114	0	37,000	37,000	37,000		
	Other Revenues:							
461000	Investment Interest	150	279	0	0	0		
	**** Total Revenue**	459,706	193,619	473,860	473,860	477,000		
	Total Appropriation:				397,384	409,077		
	FUND BALANCE Beginning of Year				263,377	339,853	339,853	339,853
	FUND BALANCE - Projected End of Year				339,853	407,776 816,853	339,853	339,853

COUNTY OF LEXINGTON
CLERK OF COURT/TITLE IV-D CHILD SUPPORT
Annual Budget
Fiscal Year - 2013-14

Fund: 2410
Division: Judicial
Organization: 141100 - Clerk of Court

Object Code	Expenditure Classification	2011-12 Expend	2012-13 Expend (Dec)	2012-13 Amended (Dec)	BUDGET 2013-14 Requested	BUDGET 2013-14 Recommend	BUDGET 2013-14 Approved
	Personnel						
510100	Salaries & Wages - 7	228,797	108,179	228,177	229,020		
510200	Overtime	32	33	0	0		
510300	Part Time - 4 (2.0 - FTE)	32,935	9,977	45,628	60,054		
511112	FICA - Employer's Portion	18,750	8,539	20,946	22,114		
511113	State Retirement - Employer's Portion	17,423	9,605	29,023	30,641		
511120	Employee Insurance - 7	54,600	27,300	54,600	54,600		
511130	Workers Compensation	786	355	819	867		
511131	SC Unemployment	6,522	228	0	0		
511213	State Retirement - Empl Portion - Retiree	0	2,700	0	0		
519999	Personnel Contingency	0	0	6,491			
	*** Total Personnel**	**359,845**	**166,916**	**385,684**	**397,296**		
	Operating Expenses						
520702	Technical Currency & Support	2,183	0	0	0		
521000	Office Supplies	0	0	500	500		
522200	Small Equipment Repair & Maint.	0	0	100	100		
523200	Equipment Rental	8,700	4,350	8,700	8,700		
524201	General Tort Liability Insurance	207	103	214	214		
524202	Surety Bonds - 9	56	0	0	0		
525000	Telephone	1,673	838	1,700	1,700		
525020	Pagers & Cell Phones	0	0	0	0		
525041	E-mail Service Charges - 6	486	236	486	567		
525210	Conference, Meeting & Training Expense	0	0	0	0		
525230	Subscriptions, Dues, & Books	0	0	0	0		
529903	Contingency	0	0	0	0		
	*** Total Operating**	**13,305**	**5,527**	**11,700**	**11,781**		
	**** Total Personnel & Operating**	**373,150**	**172,443**	**397,384**	**409,077**		
	Capital						
540000	Small Tools & Minor Equipment	0	0	0	0		
540010	Minor Software	0	0	0	0		
	All Other Equipment	0	0	0	0		
	**** Total Capital**	**0**	**0**	**0**	**0**		
	***** Total Budget Appropriation**	**373,150**	**172,443**	~~397,384~~ 409,077			

SECTION III. - PROGRAM OVERVIEW

Summary of Programs:
Program II- Title IV-D Fund
Objectives:

The Clerk of Court's objective is to insure that the Federal Child Support Enforcement Act, which sets forth a detailed system in which local authorities, Must work together to enforce child support obligations. Insuring the States whose enforcement provisions meet federal guidelines, receive allocated federal funds. Use of Federal Child Support Enforcement Act funds is controlled by the *SC. Code of Laws 20-7-1317*, which provides:

> *"Notwithstanding existing county funds allocated to the Clerk of Court and federal funds eared By the Clerk of Court under a contract with the Department of Social Services pursuant to Title IV-D of the Social Security Act Must first be used by the Family Court section of the respective Offices of the Clerk of Court provide adequate staff and equipment to implement and operate The provisions of 20-7-1315. Thereafter, excess funds shall revert to the general fund of the County."*

To facilitate the "Agreement of Cooperation" entered in with DSS. *To ensure and maintain the federal funds Received by DSS under the federal Child support Enforcement Act be placed in the custody of the county Treasurer, and MUST be maintained as separate, identifiable funds to be used at the discretion of the Clerk of Court to carry out provisions of the state child support code 20-7-1315.* To insure the State law (20-7-1317),

Which clearly states that the Clerk of Court has sole discretion to determine use of the Fund to carry out the Provisions of the 20-7-1315 statute, is observed.

The Clerk's office would like to see more private cases accept the Department of Social Services assistance, which would in turn provide more dollars for the county through the IV-D fund. A continue commitment to excellence in service to the public along with increased child support collection. The ability to provide assistance to all indigent Families in need of legal assistance through the creation of a program specifically designed to assist families in navigating the Family Court system at a minimal fee temporarily paid by the IV-D fund with reimbursement provided through court order. This program alone will assist indigent families in collecting support properly through the court system effectively provided a better way of life

Service Standards: PROGRAM II (Title IV-D Funds)

	SERVICE LEVELS			
Service Level Indicators:	**Actual FY 10/11**	**Actual FY 11/12**	**Estimated FY 12/13**	**Projected FY 13/14**
RTSC	9840	10100	12000	13000
Bench Warrants	280	480	680	700
Order of Discharge	350	400	450	520
Orders	5200	5300	5400	5600
Audits & Reviews	2300	5000	5050	6000
Payment History	9400/8pg	9800/8pg	10000/8pg	12000/8pg
Transport Orders	165	175	180	185
EARPS	2800	2850	3000	3100
Files Pulled	3100	3200	3300	3600
Aff of Service/Non-Service	4300	4500	4500	4600
Correspondence	325	350	400	450
Telephone	45,000	65,000	70,000	85,000
Summary Report	95/180pg	130/180pg	150/180pg	250/180pg
Fed & State tax Return	80/100pg	100/100pg	110/100pg	120/100pg
Bank Deposit	300	350	400	500
Supp. Housing Appl	900/8pg	950/8pg	975/8pg	1100/8pg
Monthly AFDC Report	12/52pg	12/52pg	12/55pg	12/60pg
Monthly Non-AFDC Report	12/77pg	12/90pg	12/93pg	12/95pg
Monthly URESA Report	12/25pg	12/30pg	12/33pg	12/35pg
Monthly Arrearage Report	12/125pg	12/110pg	12/100pg	12/105pg
DSS Bank Report	300/6pg	350/6pg	375/6pg	420/6pg
Filing of Documents	24,000	53,000	54,000	63,000
Court Orders	1380/5pg	1450/5pg	1480/5pg	1550/5pg
Wage Withholding Orders	10,000	13,000	14,000	15,000
Certified Letters	10,000	13,000	14,000	15,000
File Returned Certified Letters	10,000	13,000	14,000	15,000
Input Payers Answer & files	2400	3100	3500	3700
Audit Cases with Companies	475	500	550	575
Talk with CP & NCP regarding	75/mo	150/mo	250/mo	325/mo
Handle Wage Withholding EARPS From SCDSS	1400	1900	2200	2700
Telephone calls From CP/NCP/Companies	50/day	100/day	125/day	175/day

SECTION VI. - LINE ITEM NARRATIVES

SECTION VI. A - LISTING OF REVENUES

451800 – TITLE IV-D UNIT COST REIMBURSEMENT $ 410,000

An agreement of Cooperation contract was entered into by and between Clerk Of Court and each county and the South Carolina Department of Social Services. In accordance with section 43-5-235 of the South Carolina Code of Laws (1976 as Amended), DSS will provide to the County fiscal incentives and federal financial participation. These monies will be paid to the County Treasurer on a monthly basis. The Treasurerwill deposit these monies into a separate account for the Family Court section of the office of the Clerk of Court for the exclusive use for all activities related to the establishment, collection, and enforcement of child support obligations for the fiscal year in which payments are earned. These funds may beused only by the Family Court section. Monies paid to the countymay not be used to replace operating funds of the budget to the family court section. Upon determination by DSS that the Treasurer has failed to comply with the full intent of these findingprovisions, DSS may escrow the financial incentive and federal financial participation funds until the county complies or terminate this agreement of cooperation. Funds in this separate account not encumbered for child support activities revert to the general fund of the count at the end of the fiscal year in which they are earned. The average received thus far is**$34,500.00 per month.**

451801 – TITLE IV-D INCENTIVE $ 30,000

The Child Support Enforcement program under Title IV-D of the Social Security Act provides for the payment of incentives to the eligible political subdivision in which child support collections are made. It is treated the same way as the Title IV-D unit cost reimbursement. The Average received thus far for July thru December 2012 has been $2500 per month.

451804 – IV-D PRIOR YEAR AUDIT INCENTIVE $ 37,000

The revenue generated from the Prior DSS Yearly Audit

461000 – INVESTMENT INTEREST $ 0

SECTION VI. B - LISTING OF POSITIONS

Current Staffing Level:

		Full Time Equivalent			
Job Title	Positions	General Fund	Other Fund	Total	Grade
Delinquent Account Manager	1		1	1	12
DSS Coordinator	2		2	2	8
Wage Withholding Clerk	1		1	1	5
DSS Clerk	2		2	2	4
Records Clerk	1		1	1	4

All of these positions require insurance.

Display organization flowchart:

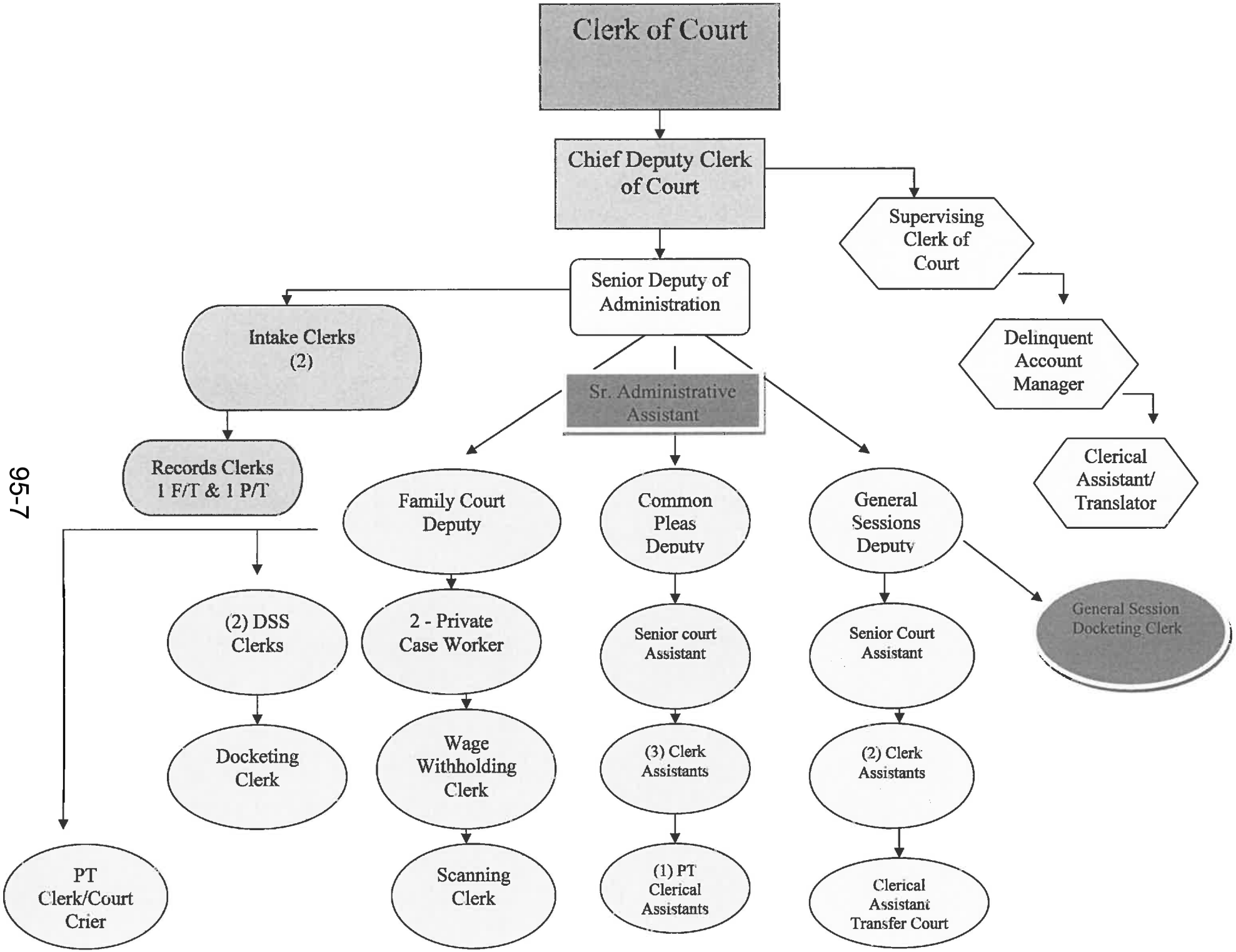
Clerk of Court
Chief Deputy Clerk of Court
Supervising Clerk of Court
Senior Deputy of Administration
Delinquent Account Manager
Intake Clerks (2)
Sr. Administrative Assistant
Clerical Assistant/ Translator
Records Clerks 1 F/T & 1 P/T
Family Court Deputy
Common Pleas Deputy
General Sessions Deputy
General Session Docketing Clerk
(2) DSS Clerks
2 - Private Case Worker
Senior court Assistant
Senior Court Assistant
Docketing Clerk
Wage Withholding Clerk
(3) Clerk Assistants
(2) Clerk Assistants
PT Clerk/Court Crier
Scanning Clerk
(1) PT Clerical Assistants
Clerical Assistant Transfer Court

SECTION VI. C - OPERATING LINE ITEM NARRATIVES

521000 - OFFICE SUPPLIES **$ 500**

This account is used for pens, pencils, printing, and paper for Rules to show cause, miscellaneous supplies, toner cartridges for fax machines and printer and maintenance kits.

522200-SMALL EQUIPMENT REPAIRS & MAINTENANCE **$ 100**

This account will be used for maintenance and repair on scanners, electric seals, printers, and any other miscellaneous equipment located within the Clerk of Courts office @ $126.00 an hour plus cost for parts.

523200- EQUIPMENT RENTAL **$ 8700**

This account as set up to cover the monthly equipment rental for service and license fee with Daisi Systems and Services. This is a phone service provided by Daisi. The monthly fee is $725.00 for a total of $8700.00. This system serves all courts in the courthouse, Common Pleas, General Sessions, and Family Court. This voice system works as an operator to place people to the proper court areas, along will allowing Family Court recipients the ability to check paid child support.

524201 - GENERAL TORT LIABILITY INSURANCE **$ 214**

This is bases on the fee schedule provided by Ed Salyer.

525000 - TELEPHONE **$ 1700**

This account is used to pay for telephone services for 7 phones with voice mail for employees.

525041 – E-mail Service Charges – (7) $6.75 **$ 567**

SECTION VI. D - CAPITAL LINE ITEM NARRATIVES

CAPITAL REQUEST

540000 - Small Tools & Minor Equipment **$ ###**

N/A

COUNTY OF LEXINGTON
PRETRIAL SERVICE PROGRAM
Annual Budget
Fiscal Year - 2013-14

Object Code	Revenue Account Title	Actual 2011-12	Received Thru Dec 2012-13	Amended Budget Thru Dec 2012-13	Projected Revenues Thru Jun 2012-13	Requested 2013-14	Recommend 2013-14	Approved 2013-14
	*** Pretrial Service Program 2487:**							
	Revenues:							
457000	Federal Grant Income	0	0	31,500	31,500	0		
461000	Investment Interest	0	0	0	0			
801000	Op Trn from General Fund/LE	0	3,500	3,500	3,500			
	**** Total Revenue**	0	3,500	35,000	35,000			
	*****Total Appropriation**				35,000			
	FUND BALANCE Beginning of Year				0	0	0	0
	FUND BALANCE - Projected End of Year				0	0	0	0

* Grant will be funded 90% from DPS, with a 10% match from the County.

Fund: 2487
Division: Judicial
Organization: 142000 - Magistrate Court Services

Object Code	Expenditure Classification	2011-12 Expend	2012-13 Expend (Dec)	2012-13 Budgeted (Dec)	2013-14 Requested	*BUDGET* 2013-14 Recommend	2013-14 Approved
	Personnel						
	*** Total Personnel**	**0**	**0**	**0**	**0**		
	Operating Expenses						
520300	Professional Services	0	0	35,000	0		
	*** Total Operating**	**0**	**0**	**35,000**	**0**		
	**** Total Personnel & Operating**	**0**	**0**	**35,000**	**0**		
	Capital						
	**** Total Capital**	**0**	**0**	**0**	**0**		
	***** Total Budget Appropriation**	**0**	**0**	**35,000**			

COUNTY OF LEXINGTON
DHEC - EMS GRANT-IN-AID
Annual Budget
Fiscal Year - 2013-14

Object Code	Revenue Account Title	Actual 2011-12	Received Thru Dec 2012-13	Amended Budget Thru Dec 2012-13	Projected Revenues Thru Jun 2012-13	Requested 2013-14	Recommend 2013-14	Approved 2013-14
	***DHEC - EMS Grant-In-Aid 2520:**							
	Revenues:							
459100	DHEC - EMS Grant-In-Aid	20,051	0	21,026	21,026	21,026		
461000	Investment Interest	0	0	0	0	0		
801000	Op Trn from General Fund	1,180	1,450	1,450	1,450	1,450		
	****Total Revenue**	21,231	1,450	22,476	22,476	22,476		
	*****Total Appropriation**				22,250	22,250		
	Contingency:							
	Unused				0	0		
	Carryforward					0		
	FUND BALANCE Beginning of Year				(213)	13	13	13
	FUND BALANCE - Estimated End of Year				13	239	13	13

Fund: 2520
Division: Public Safety
Organization: 131400 - Emergency Medical Services

Object Code	Expenditure Classification	2011-12 Expend	2012-13 Expend (Dec)	2012-13 Amended (Dec)	***BUDGET*** 2013-14 Requested	2013-14 Recommend	2013-14 Approved
	Personnel						
	*** Total Personnel**	**0**	**0**	**0**	**0**		
	Operating Expenses						
525210	Conference, Meeting & Training Expense	9,000	0	17,000	22,250		
529903	Contingency	0	0	0	0		
	*** Total Operating**	**9,000**	**0**	**17,000**	**22,250**		
	**** Total Personnel & Operating**	**9,000**	**0**	**17,000**	**22,250**		
	Capital						
540010	Minor Software	0	0	0	0		
	All Other Equipment	12,218	0	5,250	0		
	**** Total Capital**	**12,218**	**0**	**5,250**	**0**		
	*****Total Budget Appropriation**	**21,218**	**0**	**22,250**	**22,250**		

Section V – PROGRAM OVERVIEW

EMERGENCY MEDICAL SERVICES DIVISION
GRANT-IN-AID

The DHEC EMS Grant-in-Aid Program is intended to provide financial assistance to counties to improve and upgrade the EMS system in order to reduce injuries and the loss of life. All DHEC licensed ambulance services that provide emergency treatment and transport services are eligible to receive grant funds. Grant funds are awarded on a 94.5% state / 5.5% county matching fund basis.

SECTION VI.C – OPERATING LINE NARRATIVES

EMERGENCY MEDICAL SERVICES

525210 – CONFERENCE AND MEETING EXPENSES **$22,250**

Funds are needed to train Paramedics in order to implement full staffing.

8 Students @ $2,781.25 = $22,250

COUNTY OF LEXINGTON
OTHER SPECIAL REVENUE PROGRAMS
Annual Budget
Fiscal Year 2013-2014

Requested
Special Revenue

	Economic Develop-ment 2000	Rural Development Act 2001	Farmer's Market Project 2002	Economic Development CCED Grants 2003	Accommo-dations Tax 2120	Tourism Develop-ment Tax 2130	Tourism Develop-ment Surplus 2131	Temp Alcohol Beverage License 2140	Minibottle Tax 2141	Indigent Care Tax 2200	Clk of Crt Profess-ional Bond Fee 2600	Emergency Phone System E-911 2605	SCE&G Support Fund 2606	PD Indigent Care Defense 2618	Public Defender 2619	Victims' Bill of Rights 2620	Schedule "C" Funds 2700	Campus Parking Fund 2920	Personnel Employee Committee 2930	Delinquent Tax Collection 2950	Grants Adminis-tration 2990	Pass Thru Grants 2999	Combined
Prior Year Fund Balance	82,008	866,600	128,715	0	120,866	99,801	(599)	90,146	50	168,282	97,357	994,738	5,292	(1,263)	(116,338)	(5,334)	(62,220)	110,118	1	388,173	134,145	19,828	
Prior Year Contingency	40,276	(861,768)	0	0	0	0	0	0	0	0	0	0	0	0	0	0	0	0	0	0	(64,472)	0	
Personnel: Frozen Positions															52,227					33,749			
# of Employees	**[4]**											**[3]**			**[16]**	**[5.5]**	**[1]**			**[7.5]**	**[2]**	**[PT]**	**[39]**
Revenues																							
Property Taxes	550	0	0	0	0	0	0	0	0	1,039,702	0	0	0	0	0	0	0	0	0	846,073	0	0	1,886,325
Fees, Permits, and Sales	0	0	0	0	261,250	1,109,000	0	100,000	398,630	0	15,400	1,036,900	0	0	0	0	0	18,000	10,000	11,300	0	0	2,960,480
State Grant Income	0	0	0	0	0	0	0	0	0	0	0	0	0	0	640,518	0	4,042,000	0	0	0	0	0	4,682,518
Rental Income	0	0	0	0	0	0	0	0	0	0	0	0	0	0	0	0	0	0	0	3,000	0	0	3,000
Program Income	0	0	0	0	0	0	0	0	0	0	0	0	0	75,000	0	300,104	0	0	0	0	0	118,861	493,965
Contibutions	0	0	0	0	0	0	0	0	0	0	0	0	0	0	66,000	0	0	0	0	0	0	0	66,000
Miscellaneous Payments & Grants	0	0	0	0	0	0	0	0	0	0	0	0	19,180	0	0	0	0	0	0	0	0	0	19,180
Investment Interest	2,800	5,228	0	0	150	200	0	200	0	200	215	0	0	5	100	0	40,000	250	10	15,300	500	200	65,358
Oper Trn In From General Fund	566,000	0	0	0	0	0	0	0	0	0	0	0	0	0	514,306	22,636	0	0	0	0	75,000	0	1,177,942
Oper Trn In From Other Funds	0	0	0	0	0	0	0	0	0	0	0	0	0	0	0	0	0	0	0	0	0	0	0
***Total Funding**	**569,350**	**5,228**	**0**	**0**	**261,400**	**1,109,200**	**0**	**100,200**	**398,630**	**1,039,902**	**15,615**	**1,036,900**	**19,180**	**75,005**	**1,220,924**	**322,740**	**4,082,000**	**18,250**	**10,010**	**875,673**	**75,500**	**119,061**	**11,354,768**
Appropriations																							
Personnel	330,454	0	0	0	0	0	0	0	0	0	0	190,154	0	0	1,128,471	314,145	88,894	0	0	397,779	137,891	118,861	2,706,649
Operating Expenses	413,685	0	0	0	388,500	1,109,200	0	148,346	398,630	1,082,199	97,083	694,802	5,380	75,000	100,472	18,496	3,930,386	68,060	10,011	608,266	6,287	0	9,154,803
Capital	961	0	0	0	0	0	0	0	0	0	6,831	26,025	13,800	0	1,000	0	500	42,526	0	2,795	995	0	95,433
Operating Transfer Out	0	0	0	0	0	0	0	42,000	0	0	0	0	0	0	0	0	0	0	0	0	0	0	42,000
***Total Appropriations**	**745,100**	**0**	**0**	**0**	**388,500**	**1,109,200**	**0**	**190,346**	**398,630**	**1,082,199**	**103,914**	**910,981**	**19,180**	**75,000**	**1,229,943**	**332,641**	**4,019,780**	**110,586**	**10,011**	**1,008,840**	**145,173**	**118,861**	**11,998,885**
Projected Ending Fund Balance	**(53,466)**	**10,060**	**128,715**	**0**	**(6,234)**	**99,801**	**(599)**	**0**	**50**	**125,985**	**9,058**	**1,120,657**	**5,292**	**(1,258)**	**(73,130)**	**(15,235)**	**0**	**17,782**	**0**	**288,755**	**0**	**20,028**	

COUNTY OF LEXINGTON
ECONOMIC DEVELOPMENT
Annual Budget
FY 2013-14 Estimated Revenue

Object Code	Revenue Account Title	Actual 2011-12	Received Thru Dec 2012-13	Amended Budget Thru Dec 2012-13	Projected Revenue Thru Jun 2012-13	Requested 2013-14	Recommend 2013-14	Approved 2013-14
	***Economic Development 2000:**							
	Revenues:							
417100	Fee In Lieu of Taxes	553	0	550	550	550		
417120	Fee In Lieu of Taxes - Prior Year	0	0	0	0	0		
450000	Rental Income	0	0	0	0	0		
458000	State Grant Income	0	0	0	0	0		
461000	Investment Interest	7,593	1,381	10,000	10,000	2,800		
821000	R.E.T. from General Fund	350,000	508,629	508,629	508,629	566,000		
	****Total Revenue**	358,146	510,010	519,179	519,179	569,350		
	**** Total Appropriation**				1,072,617	647,379 ~~647,382~~		
	Unused Contingency				0	0		
	Vacant Position				(72,594)	(40,276)		
	FUND BALANCE Beginning of Year				562,852	82,008	0	0
	FUND BALANCE - Projected End of Year				82,008	44,255 ~~44,282~~	0	0

COUNTY OF LEXINGTON
ECONOMIC DEVELOPMENT
Annual Budget
Fiscal Year - 2013-14

Fund 2000
Division: Economic Development
Organization: 181100 - Economic Development Projects

Object Expenditure Code	Classification	2011-12 Expend	2012-13 Expend (Dec)	2012-13 Amended (Dec)	2013-14 Requested	*BUDGET* 2013-14 Recommend	2013-14 Approved
	Personnel						
	*** Total Personnel**	**0**	**0**	**0**	**0**		
	Operating Expenses						
520103	Landscaping/Ground Maintenance	6,186	3,992	22,411	19,332		
525302	Util/Saxe Gotha Industrial Park	808	272	76,884	39,096		
534021	Fire Hydrant Contribution	0	0	20,637	20,000		
534278	SC State Museum Foundation	100,000	0	0	0		
537010	Certified Sites Program	618	0	128,370	0		
537011	Site Improvements Program	0	0	209,826	0		
	*** Total Operating**	**107,612**	**4,264**	**458,128**	**78,428**		
	**** Total Personnel & Operating**	**107,612**	**4,264**	**458,128**	**78,428**		
	Capital						
	****Total Capital**	**0**	**0**	**0**	**0**		
	Other Financing Uses						
811000	Op Trn to General Fund/Cty Ordinary	25,000	0	0	0		
814506	Op Trn to Saxe Gotha Industrial Park	2,366,000	0	0	0		
815801	Op Trn to Lex Cty Airport Capital Projects	157,164	3,270	67,836	0		
	****Total Other Financing Uses**	**2,548,164**	**3,270**	**67,836**	**0**		
	***** Total Budget Appropriation**	**2,655,776**	**7,534**	**525,964**	**78,428**		

SECTION V1.C. – Operating Line Item Narratives

520103 – Landscaping / Ground Maintenance **$ 19,332**

This represents the average cost of maintaining the landscaping at the Saxe Gotha Industrial Park.
$1,611 will be the average for 2012-2013.
$1,611 per month x 12 = $19,332

525302 – Utilities – Saxe Gotha Park **$ 39,096**

This represents the proposed cost of the utility light poles, the lights at the industrial park signs and the cost to power the sprinkler system.
$3,257.92 per month
$3,258 x 12 = $39,096

524021 – Fire Hydrant Contribution **$20,000**

The budgeted amount was based on prior year's contribution.

COUNTY OF LEXINGTON
ECONOMIC DEVELOPMENT
Annual Budget
Fiscal Year - 2013-14

Fund 2000
Division: Economic Development
Organization: 181101 - Economic Development Administration

Object Code	Expenditure Classification	2011-12 Expend	2012-13 Expend (Dec)	2012-13 Amended (Dec)	2013-14 Requested	***BUDGET*** 2013-14 Recommend	2013-14 Approved
	Personnel						
510100	Salaries & Wages - 3	113,909	59,183	175,276	175,276		
510200	Overtime	88	0	0	0		
511112	FICA - Employer's Portion	8,339	4,326	13,409	13,409		
511113	State Retirement - Employer's Portion	10,893	6,273	18,579	18,579		
511120	Employee Insurance - 3	23,400	11,700	23,400	23,400		
511130	Workers Compensation	2,326	1,232	2,754	2,754		
519999	Personnel Contingency	0	0	4,157	0		
	*** Total Personnel**	**158,955**	**82,714**	**237,575**	**233,418**		
	Operating Expenses						
520221	Website Service	19,000	4,000	4,000	5,000		
520300	Professional Services	482	35	14,883	15,000		
520400	Advertising & Publicity	12,229	9,850	15,000	20,000		
520500	Legal Services	23,242	8,252	30,000	48,000		
520700	Technical Services	6,160	0	12,000	6,000		
520704	Computer Security & Management Services	16	0	43	20		
521000	Office Supplies	788	556	1,130	1,400		
521100	Duplicating	13	4	20	20		
524000	Building Insurance	12	6	13	13		
524201	General Tort Liability Insurance	585	292	603	604		
524202	Surety Bonds	12	0	0	0		
525000	Telephone	527	241	482	482		
525020	Pagers & Cell Phones	0	0	0	0		
525021	Smart Phone Charges	1,007	488	1,800	2,280		
525041	E-mail Service Charges - 2	165	81	162	162		
525042	Sharepoint Service Charges	0	122	123	0		
525100	Postage	376	132	387	396 ~~387~~		
525110	Other Parcel Delivery Service	0	0	0	100		
525210	Conference, Meeting & Training Expense	13,827	2,551	12,000	17,160		
525230	Subscriptions, Dues, & Books	745	970	1,000	1,345		
525240	Personal Mileage Reimbursement	3,558	2,359	3,500	4718 ~~4,700~~		
525250	Motor Pool Reimbursement	0	116	117	200		
525300	Utilities - Administration	617	336	638	672		
527040	Outside Personnel (Temporary)	0	0	0	0		
528300	Gifts and Flowers	0	0	0	0		
529942	Dedication/Groundbreaking Expenses	4,076	0	0	0		
534301	Central Carolina Econ. Develop Alliance	72,000	54,000	80,000	80,000		
534303	Riverfront Alliance	51,000	25,500	51,000	51,000		
534308	Contribution - W.C. Gateway Sign	0	0	0	0		
534405	Columbia Metropolitan Airport	0	0	0	0		
537006	USC Incubator Project	25,000	12,500	25,000	25,000		
537173	Community Open Land Trust (Lex. Greenway Alliance	30,000	15,000	30,000	30,000		
537190	Engenuity SC	0	12,500	25,000	25,000		
	*** Total Operating**	**265,437**	**149,891**	**308,901**	72 **334,~~545~~**		
	**** Total Personnel & Operating**	**424,392**	**232,605**	**546,476**	90 **567,~~963~~**		

COUNTY OF LEXINGTON
ECONOMIC DEVELOPMENT
Annual Budget
Fiscal Year - 2013-14

Fund 2000
Division: Economic Development
Organization: 181101 - Economic Development Administration

Object Code	Expenditure Classification	2011-12 Expend	2012-13 Expend (Dec)	2012-13 Amended (Dec)	2013-14 Requested	*BUDGET* 2013-14 Recommend	2013-14 Approved
	Capital						
540000	Small Tools & Minor Equipment	259	0	177	300		
540010	Minor Software	0	0	0	100		
	All Other Equipment	1,321	0	0	561		
	****Total Capital**	**1,580**	**0**	**177**	**961**		
	***** Total Budget Appropriation**	**425,972**	**232,605**	**546,653**	**568,924** 51		

SECTION IV

COUNTY OF LEXINGTON
Capital Item Summary
Fiscal Year - 2013 - 2014

Fund # 2000 Fund Title: Economic Development
Organization # 180000 Organization Title: Community & Economic Development
Program # 181101 Program Title: Economic Development Administration

Qty	Item Description	***BUDGET*** 2013-2014 Requested Amount
540000	Small Tools & Minor Equipment	300
540010	Minor Software	100
1	Samsung Galaxy Tab 2	507
1	Galaxy Case	54

**** Total Capital (Transfer Total to Section III)** **961**

SECTION V - PROGRAM OVERVIEW

Summary of Programs:

Program 1 – Economic Development

Program 1: Economic Development

Objectives:

To interface with new industry and current industries to stimulate new investment in Lexington County. This investment would comprise both human and physical capital. The investment in human capital correlates directly to the creation of job opportunities for the citizens of the County. An investment in physical capital, i.e., land, building and equipment is central to the continued increased in the tax base of the County. Both of these functions are essential to building the communities that the County of Lexington strives to maintain and improve.

The goal is to work cooperatively with the Central South Carolina Alliance; the South Carolina Department of Commerce; all the Utilities that serve the County; the various Units of Local Governments that comprise the County and the various Economic Development Allies. Additionally, to actively market and promote the County, internally and externally which would result in the fostering of new investment and job creation.

Service Standards:

a. To assist and advise the County Council, County Administrator and select department heads in all aspects of economic development.
b. To coordinate the economic development efforts with the County's Chief Legal Counsel.

c. To maintain an atmosphere of cooperation and support for industrial development.
d. To foster the creation of new product (industrial sites).
e. To continue to work to market the industrial sites in the County (both new and existing).
f. To sustain an annual plan of action.
g. To provide economic development educational opportunities to staff, to increase the awareness of market trends, updated web appearance and information, all in an effort to better position and market the County.
h. To respond to the inquiries and needs of companies considering the County for a new location or fulfilling the needs of existing industry wishing to expand.
i. To continue to expand the existing industry call program.

SECTION VI - LINE ITEM NARRATIVES

SECTION VI -A. – LISTING OF REVENUES

417100 - Fee in Lieu of Taxes **$550**

Based on discussions with Finance Department.

461000 – Investment Interest **$ 2,800**

Based on YTD activity.
YTD activity $1,381 /6 = $230.166
$230.17 x 12 = $2,762.04

821000 –Residual Equity Transfer from General Fund **$566,000**

Based on prior year commitment.

SECTION VI. B. - LISTING OF POSITIONS

Current Staffing Level:

Job Title	Positions	Full Time Equivalent General Fund	Other Fund	Total	Grade
Director	1	1		1	30
Economic Development Manager	1	1		1	24
Administrative Assistant	1	1		1	07
Total Positions	3	3		3	

All of these positions require insurance.

Display organization flowchart:

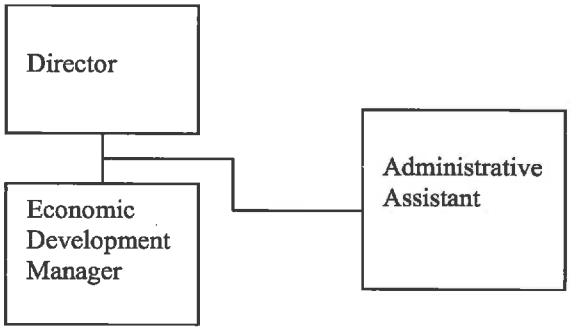

SECTION V.B. - OPERATING LINE ITEM NARRATIVES

520221 – WEBSITE SERVICES **$ 5,000**

This is the cost of the annual maintenance and site upgrades to the website $ 3,500
This is the cost of the annual technical support for the website $1,500

520300 - PROFESSIONAL SERVICES **$ 15,000**

To cover the following annual costs:

The continuation of the Existing Industry Call Program and the ongoing strategic Marketing and Recruitment
Plan for Economic Development. Plan to include all aspects of marketing and recruitment activities

520400 – ADVERTISING & PUBLICITY **$20,000**

To cover the following annual costs:

The costs associated with the Industry Appreciation event and the branding of the County to include promotional material and brochures to date.
$9,850 ÷ 6 = $1,641.66
$1,641.66 x 12 = $19,699.99

520500 – LEGAL SERVICES **$ 48,000**

To cover the following annual costs:

The costs of legal advice and document preparation on economic development projects and based on YTD and historic activity.
Jeff Anderson - $1,500 x 12 = $18,000
Parker Poe - $2,500 x 12 = $30,000

520700 – TECHNICAL SERVICES **$ 6,000**

To cover the following annual costs:

This covers 40 hours @ $150 per hour for Phase 2 Upgrades to the SharePoint CRM system. The following features will be included in the upgrade.

- Additional data capture forms.
- Automated servicing features: The system should auto-generate e-mails/letters based upon rules set forth by Economic Development (i.e. new contact "Welcome" letters and automated "renewal" type correspondence).
- An "event" module that records attendee/sponsorship information
- A "tickler" feature that allows the user to setup reminders for business events

520704 – COMPUTER SECURITY AND MANAGEMENT SERVICES **$20**

To cover the following annual costs:
Symantec Maintenance @ $20.00

521000 - OFFICE SUPPLIES **$1,400**

To cover routine office supplies (paper, pencils, cartridges, file folders, notebooks, dividers, envelopes, etc.).

Miscellaneous Office Supplies based on 2 employees	$ 490.00
BLACK Toner printer cartridges (330-1197) - (5 @ 78)	$ 390.00
COLOR Toner printer cartridges (330 – 1194, 1195, 1196) - (5 @ 104)	$ 520.00

521100 - DUPLICATING **$ 20**

This appropriation covers the cost of making copies of internal work papers, reports, budget forms, procurement forms, finance forms and other documents. (Based on 400 copies @ .05 = $20.00)

524000 - BUILDING INSURANCE **$ 13**

To cover the cost of allocated building insurance per schedule.

524201 - GENERAL TORT LIABILITY INSURANCE **$604**

To cover the cost of general tort liability insurance per the schedule from Risk Management.

524202 – SURETY BONDS ~~$16~~ 0

To cover the cost of the Surety per the schedule from Finance.

525000 - TELEPHONE **$ 482**

This appropriation is to cover all of the telephone service including engagements, and communications with non-local departments within the County. There are two lines in the department.

2 existing lines x $20.10 = $40.20

$40.20 x 12 months = $ 482.40

Access charges per FCC order and taxes, already included in the $40.20

525021 – SMART PHONES **$ 2,280**

This appropriation is to cover all of the cellular telephone service and PDA service. There are two cell phone in the department.

2 existing smart cell phone @ $85.00 per month
$85.00 x 2 x 12 months = $ 2,040.00

1 Hot Spot @ $20.00 per month
$20 x 12 = $240.00

525041 - EMAIL SERVICE CHARGES **$162**

This appropriation is to cover all of the email service charges. There are two email accounts in the department.
2 existing email accounts @ $6.75 per month
$6.75 x 2 x 12 months = $ 162.00

525100 - POSTAGE **$ 396**

To cover the estimated cost of mailing miscellaneous reports and office correspondence.

Industry Appreciation mailings – 500 pieces @.46 = 230.00
Normal average monthly mailed pieces = 30
30 x $.46 x 12 months = $165.60

525110 - OTHER PARCEL DELIVERY **$100**

Delivery by UPS or FEDEX

525210 - CONFERENCE &MEETING EXPENSE **$ 17,160**

To cover the costs of attending the National and South Carolina economic development conferences and meetings, the cost of training workshops, local development workshops, personal development workshops and target marketing trips . To maintain technical competence of professional staff to include continuing education hours for staff SCCED (South Carolina Certified Economic Developer) and Certified Economic Developer- CEcD. Additionally, to cover Board Meeting for the South Carolina Economic Development Council (SEDC).

Conferences & Meetings:

SCEDA (South Carolina Economic Developers Association Annual Conference)	
(2 @ $800.00)	1,600.00
SCEDA (Fall Conference)	
(2 @ $450.00)	900.00
Basic Economic Development Course	
(1 @ $1,500.00)	1,500.00
Central SC Alliance/Dept of Commerce/Power Team (Targeted Marketing trips)	
(3 @ $2,000.00)	6,000.00
Southern Economic Development Council Annual Conference (1)	
Southern Economic Development Council Board Meetings (3)	
(4 @ 1,500.00)	6,000.00
Miscellaneous local events (i.e. Power Breakfast, Mayor's Breakfasts, etc.)	1,160.00
Power Breakfasts 4@ $160= $640.00	
Mayor's Breakfasts 1@ $200.00	
2@ $160.00= $320.00	

525230 - SUBSCRIPTIONS, DUES & BOOKS **$ 1,345**

To cover annual membership dues, professional subscriptions and updates, and other related costs including the following:

Memberships:	
SCEDA (2 @ $200.00)	400.00
SCEDA web link (1 @ $75.00)	75.00
SEDC (2 @ $225.00)	450.00
Leadership Lexington County (1@$45.00)	45.00
IEDC (1 @ $345)	345.00

525240 –PERSONAL MILEAGE REIMBURSEMENT **$4,718**

To cover reimbursement for use of personal vehicles by the Economic Development Department staff on County business.

2,359 ÷ 6 = $393.17 x 12 = $4,718

525250 –MOTOR POOL REIMBURSEMENT **$200**

Use of fleet vehicle for Economic Development purposes.

525300 - UTILITIES ADMINISTRATION BUILDING **$672**

To cover the cost of utility allocation for the administration building based on 150 square feet of space utilized.

Estimated yearly cost of 56.00 x 12 = 672.00

534301 – CENTRAL CAROLINA ECONOMIC DEVELOPMENT ALLIANCE **$80,000**

To cover the cost of membership dues, $72,000 and $8,000 for the summary analysis books of past transactions.

534303 – RIVERFRONT ALLIANCE **$51,000**

To cover the cost of membership dues.

537006 – USC INCUBATOR **$25,000**

To cover a portion of the cost to operate the Incubator.

537173 – COMMUNITY OPEN LAND TRUST/LEXINGTON GREENWAY'S ALLIANCE **$30,000**

To cover costs to operate the Lexington Greenway's Alliance.

537190 - ENGENUITYSC **$25,000**

To cover costs to support the Columbia Regional Competitiveness Initiative. The initiative is a 5 year project to grow existing regional business clusters in the Midlands.

SECTION V.C. - CAPITAL LINE ITEM NARRATIVES

CAPITAL REQUEST

540000 – SMALL TOOLS & MINOR EQUIPMENT $ 300

To replace calculators, cell phone and minor equipment: $ 300.00

540010 – MINOR SOFTWARE $ 100

To purchase software that may be required to maintain the existing industry call program and to create various databases that can be showed before departments.

OTHER EQUIPMENT $ 561

- Replace Samsung Galaxy 1 with Samsung Galaxy Tab 2 = $507.00
- Case = $54.00

Central SC
Business Friendly. Business Ready.

A 1201 Main Street Suite 100
Columbia, SC 29201
W centralsc.org
P (803) 733-1131

February 14, 2013

Joe G. Mergo
Lexington County Administrator
212 South Lake Drive
Lexington, SC 29072

Dear Joe,

The Central South Carolina Alliance is pleased to submit to the Lexington County Council our annual budget request for fiscal year 2013-2014. Our request for funding is $72,000 at this time.

Included in this package is a listing of all funding sources as well as proposed expenditures. This is an early draft document and has not been formally presented to the Board of Directors.

On behalf of the Board of Directors of the Central SC Alliance, it is an honor to represent Lexington County and its citizens. Please contact me if there are any questions regarding this request.

Sincerely,

Mike Briggs

G. Michael Briggs
President and CEO

Central|SC
Business Friendly. Business Ready.

Central SC Alliance
2013-2014 Budget Proposal

DRAFT

		Proposed 2013 - 2014
Income		
	City of Columbia	$122,000.00
	Calhoun County	$72,000.00
	Clarendon County	$72,000.00
	Fairfield County	$72,000.00
	Kershaw County	$72,000.00
	Lee County	$36,000.00
	Lexington County	$72,000.00
	McCormick County	$36,000.00
	Newberry County	$72,000.00
	Orangeburg County	$72,000.00
	Richland County	$97,000.00
	University of South Carolina	$72,000.00
Total Public Sector		**$867,000**
	Business Community	$595,000
	Contract Services	$21,000
	Grants Revenue	$340,000
Total Income		**$1,823,000**
Expenses		
	Personnel Services	$964,000.00
	Operating Expenses	$80,000.00
	Overhead	$212,000.00
	Executive & Administration	$44,000.00
	Research & Economic Development	$106,000.00
	Marketing	$351,000.00
	Investor & Public Relations	$33,000.00
Total Expenses		**$1,790,000.00**
Net Ordinary Income		**$33,000.00**

CENTRAL CAROLINA
ECONOMIC DEVELOPMENT ALLIANCE

FINANCIAL REPORT

JUNE 30, 2012

CENTRAL CAROLINA ECONOMIC DEVELOPMENT ALLIANCE
INDEX
YEARS ENDED JUNE 30, 2012 AND 2011

	Page
INDEPENDENT AUDITORS' REPORT ON THE FINANCIAL STATEMENTS	1
FINANCIAL STATEMENTS	
STATEMENTS OF FINANCIAL POSITION ON A MODIFIED CASH BASIS	2
STATEMENTS OF ACTIVITIES ON A MODIFIED CASH BASIS	3
STATEMENTS OF CASH FLOWS ON A MODIFIED CASH BASIS	4
NOTES TO FINANCIAL STATEMENTS	5 - 8
INDEPENDENT AUDITOR'S REPORT ON SUPPLEMENTARY INFORMATION	9
SUPPLEMENTARY INFORMATION	
SCHEDULE OF SUPPORT, REVENUE AND EXPENSES COMPARED TO BUDGET	10 - 12

DERRICK STUBBS
ACCOUNTING · AUDITING · TAXATION · CONSULTING

POST OFFICE BOX 36 | COLUMBIA, SC 29202-0036
508 HAMPTON ST, 1ST FLR | COLUMBIA, SC 29201

MAIN 803 799.5810 TOLL FREE 866 799.5810
FAX 803 799.6554

DSSCPA.COM

INDEPENDENT AUDITORS' REPORT

To the Board of Directors
Central Carolina Economic Development Alliance
Columbia, South Carolina

We have audited the accompanying statements of financial position on a modified cash basis of the Central Carolina Economic Development Alliance (Alliance) as of June 30, 2012 and 2011, and the related statements of activities and cash flows on a modified cash basis for the years ended June 30, 2012 and 2011. These financial statements are the responsibility of the Alliance's management. Our responsibility is to express an opinion on these financial statements based on our audits.

We conducted our audits in accordance with auditing standards generally accepted in the United States of America. Those standards require that we plan and perform the audits to obtain reasonable assurance about whether the financial statements are free of material misstatement. An audit includes examining, on a test basis, evidence supporting the amounts and disclosures in the financial statements. An audit also includes assessing the accounting principles used and significant estimates made by management, as well as evaluating the overall financial statement presentation. We believe that our audits provide a reasonable basis for our opinion.

As described in Note 2, the accompanying statements are prepared on a modified cash basis of accounting, which is a comprehensive basis of accounting other than accounting principles generally accepted in the United States of America.

In our opinion, the financial statements referred to above present fairly, in all material respects, the financial position of the Central Carolina Economic Development Alliance as of June 30, 2012 and 2011, and the changes in its net assets and its cash flows for the years ended June 30, 2012 and 2011 on the basis of accounting described in Note 2.

Derrick, Stubbs + Stith, LLP

December 31, 2012

CENTRAL CAROLINA ECONOMIC DEVELOPMENT ALLIANCE
STATEMENTS OF FINANCIAL POSITION ON A MODIFIED CASH BASIS
JUNE 30, 2012 AND 2011

	2012	2011
ASSETS		
Current Assets		
Cash	$ 1,255,294	$ 1,166,625
Accounts receivable, less allowance for uncollectible accounts of $ 8,000 and $ 6,000 in 2012 and 2011, respectively	259,876	104,770
Total current assets	1,515,170	1,271,395
Receivables from Counties	100,000	200,000
Property and Equipment		
Office furniture and equipment	214,318	184,127
Vehicles	71,544	71,544
Less, accumulated depreciation	(156,109)	(103,530)
Net property and equipment	129,753	152,141
Total assets	1,744,923	1,623,536
LIABILITIES AND NET ASSETS		
Current Liabilities		
Current portion of notes payable	14,451	13,730
Accounts payable	37,968	34,480
Accrued compensation	93,775	53,435
Total current liabilities	146,194	101,645
Long-term notes payable	23,742	37,202
Total liabilities	169,936	138,847
Net Assets		
Unrestricted	532,991	519,242
Temporarily Restricted		
Regional stewardship forum	721	721
SC Redo grants	491,275	414,726
Regional matching grants	550,000	550,000
Total restricted assets	1,041,996	965,447
Total net assets	1,574,987	1,484,689
Total liabilities and net assets	$ 1,744,923	$ 1,623,536

See notes to financial statements.

CENTRAL CAROLINA ECONOMIC DEVELOPMENT ALLIANCE
STATEMENTS OF ACTIVITIES ON A MODIFIED CASH BASIS
YEARS ENDED JUNE 30, 2012 AND 2011

	2012	2011
Unrestricted		
Support and revenue	$ 1,387,169	$ 1,341,306
Net assets released from restriction	1,354,880	375,274
Total unrestricted support and revenue	2,742,049	1,716,580
Expenses		
Personnel	958,041	938,509
Program and operating expenses	1,770,259	675,673
Total expenses	2,728,300	1,614,182
Increase in unrestricted net assets	13,749	102,398
Changes in Temporarily Restricted Net Assets		
Contributions - government donors	671,429	450,000
Contributions - corporate donors	760,000	240,000
Net assets released from restriction	(1,354,880)	(375,274)
Total changes in temporarily restricted net assets	76,549	314,726
Increase in net assets	90,298	417,124
Net Assets		
Beginning	1,484,689	1,067,565
Ending	$ 1,574,987	$ 1,484,689

See notes to financial statements.

CENTRAL CAROLINA ECONOMIC DEVELOPMENT ALLIANCE
STATEMENTS OF CASH FLOWS ON A MODIFIED CASH BASIS
YEARS ENDED JUNE 30, 2012 AND 2011

	2012	2011
Cash Flows from Operating Activities		
Increase in net assets	$ 90,298	$ 417,124
Adjustments to reconcile increase in net assets to net cash provided by (used in) operating activities		
Depreciation	52,579	23,176
Allowance for uncollectible accounts	2,000	(5,250)
Changes in operating assets and liabilities		
(Increase) decrease in receivables	(57,107)	7,205
Increase (decrease) in accrued expenses	40,339	(2,942)
Increase in accounts payable	3,488	11,277
(Decrease) in deferred revenue	-	(32,500)
Net cash provided by operating activities	131,597	418,090
Cash Flows from Investing Activities		
Purchase of property and equipment	(30,189)	(98,383)
Cash Flows from Financing Activities		
Payments on notes payable	(12,739)	(13,915)
Net increase in cash	88,669	305,792
Cash		
Beginning	1,166,625	860,833
Ending	1,255,294	1,166,625
Supplemental Disclosure of Cash Flow Information		
Cash payments for interest	$ 2,366	$ 1,995

See notes to financial statements.

Notes to Financial Statements

Note 1. Nature of Activities

The Central Carolina Economic Development Alliance (Alliance) is a non-profit corporation organized under the laws of the State of South Carolina for the purpose of promoting economic development in central South Carolina and to thereby lessen the burden of the governments in the region, specifically the counties of Fairfield, Lexington, Newberry, Kershaw, Calhoun, Orangeburg, Clarendon, McCormick and Richland and the city of Columbia, by assisting in the formulation and promotion of programs designed to encourage, enhance and foster economic development in the region through a public/private partnership.

Note 2. Significant Accounting Policies

Accounting method: The Alliance employs the modified cash basis of accounting. Under this method, pledges and the related assets are recognized when received rather than when earned except for pledges which are to be received in the current year. They are recognized in the year they are supposed to be received. All other revenue and expenses are recognized on the accrual basis of accounting, under which revenue is recognized when earned and expenses when incurred.

Display of net assets by class: The Alliance reports amounts for each of three classes of net assets as follows:

Unrestricted net assets: Net assets that are not subject to donor-imposed restrictions. These net assets, including Board designated, are legally unrestricted and can be used in any Alliance activity.

Temporarily restricted net assets: Net assets subject to donor-imposed restrictions that may or will be met either by actions of the Alliance and/or the passage of time.

Permanently restricted net assets: Net assets subject to donor-imposed stipulations that may be maintained permanently by the Alliance. The donors of these assets permit the Alliance to use all or part of the income earned on related investments for donor-imposed restrictions. The Alliance has no permanently restricted assets.

Cash and cash equivalents: The Alliance considers all cash accounts, which are not subject to withdrawal restrictions or penalties, and all highly liquid debt instruments purchased with maturity of three months or less to be cash equivalents.

Allowance for uncollectible accounts: The allowance for uncollectible accounts is based on specifically identified amounts that the Alliance believes to be uncollectible. An additional allowance is recorded based on certain percentages of aged accounts, which are determined based on historical experience and management's assessment of the general financial conditions affecting the Alliance's pledge base. If actual collections experience changes, revisions to the allowance may be required. There are a limited number of accounts with individually large amounts due at any given date. Any unanticipated change in one of those contributors' credit worthiness or other matters affecting the collectability of amounts due from such accounts could have a material effect on the Alliance's results of operations in the period in which such changes or events occur. After all attempts to collect a receivable have failed, the receivable is written off against the allowance.

Property and equipment: Property and equipment is stated at cost at the date of acquisition. The fair value of donated property and equipment is similarly capitalized. Depreciation is computed using the straight-line method over estimated useful lives of five years for furniture and equipment.

Retirement plan: The Alliance participates in a 401(k) plan, which is a defined contribution plan. Substantially all employees are eligible to participate. The Alliance's contribution to the Plan is determined by the Board of Directors. Employee vested benefits are determined by length of service according to the Plan.

Contributions: Gifts of cash and other assets are presented as restricted support if they are received with donor stipulations that limit the use of the donated assets. When a donor restriction expires, that is, when a stipulated time restriction ends or the purpose restriction is accomplished, temporarily restricted net assets are reclassified to unrestricted net assets and reported in the statement of activities as net assets released from restrictions.

Notes to Financial Statements

Note 2. Significant Accounting Policies (Continued)

In-kind support: The Alliance records various types of in-kind support including professional services and materials. Contributed professional services are recognized if the services received create or enhance long-lived assets or require specialized skills, are provided by individuals possessing those skills, and would typically need to be purchased if not provided by donation. Contributions of tangible assets are recognized at fair market value when received. When in-kind support is received, it is reflected in the accompanying financial statements as in-kind support and offset by like amounts included in expenses. No significant instances of in-kind support were recorded for the years ending June 30, 2012 or 2011. Additionally, the Alliance receives a significant amount of skilled, contributed time, which does not meet the two recognition criteria described above. Accordingly, the value of this contributed time has not been determined and is not reflected in the accompanying financial statements.

Income taxes: The Alliance is exempt from federal and state income taxes under Section 501(c)(6) of the Internal Revenue Code. Management evaluated the Alliance's tax positions and concluded that the Alliance had taken no uncertain tax positions that require adjustment to the financial statements to comply with the provisions of this guidance. With few exceptions, the Alliance is no longer subject to income tax examinations by the U.S. federal, state or local tax authorities for years before 2008.

Use of estimates: The preparation of financial statements in conformity with accounting principles generally accepted in the United States of America requires management to make estimates and assumptions that affect the reported amounts of assets and liabilities at the date of the financial statements and the reported amounts of revenues and expenses during the reporting period. Actual results could differ from those estimates.

Note 3. Pledges Receivable

The Alliance has not done a fundraising campaign for multiple years since the three-year campaign ending June 30, 2010. Currently, the Alliance is seeking contributions on an ongoing annual basis.

Note 4. Related Organizations

The Alliance furnished facilities, administrative services and received support from the Committee of 100 for the years ended June 30, 2012 and 2011 as follows:

	2012	2011
Due from Committee of 100	$ 28,501	$ 29,019
Support	25,500	25,000

Note 5 . Support from Governmental Units

The Alliance received approximately 54% and 63% in 2012 and 2011, respectively, of its support from local and state governments. Any significant reduction in the level of government support could have a significant effect on the Alliance's programs and activities.

Note 6. Retirement Plan Contribution

The Alliance's contribution to the 401(k) Plan was $ 41,685 in 2012 and $ 46,741 in 2011.

Note 7. Temporarily Restricted Net Assets

The Alliance along with the Greater Columbia Chamber of Commerce initiated the concept of a Regional Stewardship Forum. The purpose of the forum is to engage business, community, and political leaders to create a vision for the future of the region. Collaborative Economics, a premier regional strategy firm, was retained to develop a strategy and act as the consultant during this process. The City of Columbia, Richland and Lexington County, and the Columbia Business Group agreed to equally share the cost of the program.

Notes to Financial Statements

Note 7. Temporarily Restricted Net Assets (Continued)

During the year ended June 30, 2009, the Alliance received a $ 450,000 grant from the state of South Carolina through the SC Department of Commerce as well as a private matching grant of $ 100,000 for the purpose of enhancing economic development in the region. The Board has elected to use the money to build inventory buildings in the region. To date, the Alliance has invested $ 100,000 of corporate and $ 100,000 of state funds in Clarendon and Orangeburg Counties, of which $ 100,000 was repaid by Clarendon County and the other amount will be repaid to the Alliance when the building is sold. The Alliance received a $ 1,431,429 and $ 690,000 SC Redo Grant in the years ending June 30, 2012 and 2011, respectively.

The Alliance is required to submit to the Department of Commerce an annual report detailing the use of funds received. The Alliance Board may change the designated use of these funds in future years by submitting a plan and gaining approval from the Department of Commerce.

The temporarily restricted net asset balances consist of the following:

	2012	2011
Regional stewardship forum	$ 721	$ 721
SC redo grants	491,275	414,726
Regional matching grants	550,000	550,000
Total temporarily restricted net assets	$ 1,041,996	$ 965,447

Note 8. Assets Released from Restriction

During the year, net assets were released from donor restrictions or by incurring expenses satisfying the restricted purposes or by occurrence of the other events specified by donors for $ 1,354,880 and $ 375,274 for the years ending June 30, 2012 and 2011, respectively.

Expenses Satisfying the Restricted Purposes	2012	2011
Marketing	$ 308,455	$ 171,461
Research and development	16,235	5,430
Grant provided to expanding company	1,000,000	100,000
Total expenses satisfying restricted purposes	1,324,690	276,891
Equipment purchased satisfying restricted purposes	30,190	98,383
Total released from restriction	$ 1,354,880	$ 375,274

Note 9. Long-Term Debt

	2012	2011
Installment note due to First Citizens Bank in monthly payments of $ 661 at an annual interest rate of 4.99% for 75 months through September 30, 2015; collateralized by a 2009 Yukon.	$ 24,063	$ 30,056
Installment note due to First Citizens Bank in monthly payments of $ 670 at an annual interest rate of 5.25% for 48 months through April 14, 2014; collateralized by a 2007 Yukon.	14,130	20,876
Total	38,193	50,932
Less, current maturities	14,451	13,730
Total long-term debt	$ 23,742	$ 37,202

Notes to Financial Statements

Note 9. Long-Term Debt (Continued)

Future maturities of long-term debt at June 30 are as follows:

2013	$ 14,451
2014	13,840
2015	7,627
2016	2,275
Total	$ 38,193

Note 10. Leases

The Alliance leases office space, office equipment and vehicles under various operating leases expiring at various dates through October 2015. Total lease expense for the years ended June 30, 2012 and 2011 was $ 153,272 and $ 154,727, respectively.

The following is a schedule by year of future minimum lease payments under operating leases at June 30, 2012, that have initial or remaining lease terms in excess of one year:

2013	$ 154,674
2014	62,136
2015	3,198

Note 11. Concentrations of Credit Risk

Financial instruments that potentially subject the Alliance to concentrations of credit risk consist principally of cash. The Alliance places substantially all of its cash and liquid investments with high-quality financial institutions and limits the amount of credit exposure to any one financial institution; however, cash balances may periodically exceed federally insured limits.

Note 12. Reclassifications

Certain reclassifications have been made to the 2011 financial statements to conform to the 2012 presentation.

Note 13. Subsequent Events

Subsequent events have been evaluated through December 31, 2012, the date these financial statements were available to be issued. There were no material events that required recognition or additional disclosure in these financial statements.

DERRICK STUBBS
ACCOUNTING · AUDITING · TAXATION · CONSULTING

POST OFFICE BOX 36 | COLUMBIA, SC 29202-0036
508 HAMPTON ST, 1ST FLR | COLUMBIA, SC 29201

MAIN 803 799.5810 TOLL FREE 866 799.5810
FAX 803 799.5564

DSSCPA.COM

INDEPENDENT AUDITOR'S REPORT ON SUPPLEMENTARY INFORMATION

To the Board of Directors
Central Carolina Economic Development Alliance
Columbia, South Carolina

Our audit was made for the purpose of forming an opinion on the basic financial statements taken as a whole. The supplementary information which follows is presented for purposes of additional analysis and is not a required part of the basic financial statements. Our report states that these financial statements are prepared on the modified cash basis of accounting, which is a comprehensive basis of accounting other than accounting principles generally accepted in the United States of America. Such information, except for that portion marked "budget", which is unaudited and upon which we express no opinion or any other form of assurance, is the responsibility of management and was derived from and relates directly to the underlying accounting and other records used to prepare the financial statements. The information has been subjected to the auditing procedures applied in the audits of the financial statements and certain additional procedures, including comparing and reconciling such information directly to the underlying accounting and other records used to prepare the financial statements or to the financial statements themselves, and other additional procedures in accordance with auditing standards generally accepted in the United States of America. In our opinion, the information is fairly stated in all material respects in relation to the financial statements as a whole.

Derrick, Stubbs + Stith, LLP

December 31, 2012

CENTRAL CAROLINA ECONOMIC DEVELOPMENT ALLIANCE
SCHEDULE OF SUPPORT, REVENUE AND EXPENSES
COMPARED TO BUDGET
FOR THE YEAR ENDED JUNE 30, 2012

	Budget	Actual	Variance Favorable (Unfavorable)
Support and Revenue			
Public Sector			
City of Columbia	$ 72,000	$ 122,000	$ 50,000
Fairfield County	72,000	72,000	-
Kershaw County	72,000	72,000	-
Lexington County	72,000	72,000	-
Newberry County	72,000	72,000	-
Richland County	72,000	72,000	-
Calhoun County	72,000	72,000	-
Orangeburg County	72,000	72,000	-
McCormick County	72,000	72,000	-
Clarendon County	72,000	72,000	-
University of South Carolina	72,000	72,000	-
Total public sector	792,000	842,000	50,000
Private Sector			
Business community	500,000	448,200	(51,800)
Investor initiative	60,000	40,550	(19,450)
Sponsorships	60,000	31,500	(28,500)
Interest	4,000	3,919	(81)
Contract services	21,000	21,000	-
Grants revenue	265,000	-	(265,000)
Total private sector	910,000	545,169	(364,831)
Net Assets Released from Restriction	-	1,354,880	1,354,880
Total support and revenue	1,702,000	2,742,049	1,040,049
Expenses			
Personnel Services			
Salaries and wages	811,970	782,677	29,293
Benefits payroll/taxes	144,217	113,991	30,226
Retirement	52,000	41,685	10,315
Professional liability insurance	2,600	3,458	(858)
Commissions paid	6,000	2,550	3,450
Temporary labor	10,000	13,680	(3,680)
Total personnel services	1,026,787	958,041	68,746
Operating Expenses			
Office supplies	14,000	19,083	(5,083)
Copies and printing	11,000	29,507	(18,507)
Telephone equipment/service	27,000	11,504	15,496
Postage and mailing	5,300	4,805	495
Wireless communications	12,500	26,990	(14,490)
Total operating expenses	69,800	91,889	(22,089)

CENTRAL CAROLINA ECONOMIC DEVELOPMENT ALLIANCE
SCHEDULE OF SUPPORT, REVENUE AND EXPENSES
COMPARED TO BUDGET
FOR THE YEAR ENDED JUNE 30, 2012

	Budget	Actual	Variance Favorable (Unfavorable)
Expenses (Continued)			
Executive and Administration			
Subscriptions	$ 564	$ 589	$ (25)
Vehicle mileage and parking	2,000	2,113	(113)
Contract services	2,000	2,243	(243)
Membership and dues	6,540	7,612	(1,072)
Conference and meetings	2,000	1,285	715
Business entertainment	8,500	4,678	3,822
Employee relations	4,500	7,193	(2,693)
Vehicle insurance/taxes	2,700	2,652	48
Vehicle depreciation	8,480	8,479	1
Vehicle interest expense	1,751	1,403	348
Gas and oil	4,000	5,878	(1,878)
Vehicle maintenance	1,000	893	107
Total executive and administration	44,035	45,018	(983)
Research and Economic Development			
Operating supplies	5,667	874	4,793
Equipment maintenance	5,750	2,586	3,164
Office equipment	750	807	(57)
Subscriptions	7,189	9,289	(2,100)
Contract services	5,494	5,004	490
Vehicle leasing	12,242	12,293	(51)
Gas and oil	9,600	8,384	1,216
Vehicle maintenance	1,520	1,786	(266)
Vehicle insurance/taxes	7,246	5,954	1,292
Vehicle mileage and parking	800	547	253
Membership and dues	6,454	5,398	1,056
Conference and meetings	10,139	3,359	6,780
Travel	4,000	4,956	(956)
Prospect materials	10,000	27,644	(17,644)
Total research and economic development	86,851	88,881	(2,030)
Marketing			
Subscriptions	500	658	(158)
Contract services	125,000	110,250	14,750
Membership and dues	250	1,079	(829)
Vehicle insurance	1,000	986	14
Gas and oil	1,800	2,577	(777)
Vehicle maintenance	750	590	160
Vehicle loan interest	1,500	5,829	(4,329)
Vehicle depreciation	5,830	963	4,867
Conference and meetings	1,000	3,898	(2,898)
Special events	25,000	30,482	(5,482)
Advertising	25,000	28,889	(3,889)
Marketing trips	80,000	90,772	(10,772)
Total marketing	267,630	276,973	(9,343)

CENTRAL CAROLINA ECONOMIC DEVELOPMENT ALLIANCE
SCHEDULE OF SUPPORT, REVENUE AND EXPENSES
COMPARED TO BUDGET
FOR THE YEAR ENDED JUNE 30, 2012

	Budget	Actual	Variance Favorable (Unfavorable)
Expenses (Continued)			
Investor & Public Relations			
Membership dues	$ 1,728	$ 1,348	$ 380
Vehicle mileage and parking	1,560	860	700
Conference and meetings	5,700	517	5,183
Events	16,600	6,690	9,910
Total investor & public relations	25,588	9,415	16,173
Other Expenses			
Rent and administrative support	124,619	120 924	3,695
Parking	1,000	901	99
Professional fees	7,000	6,375	625
Service charges	500	-	500
Benefits administration	3,000	5,722	(2,722)
Insurance services	6,769	8,348	(1,579)
Bad debt expense	25,000	44,068	(19,068)
Service charges	-	67	(67)
Depreciation	12,200	38,270	(26,070)
Miscellaneous	-	(508)	508
Unbudgeted REDO grant expenses	-	1,033,916	(1,033,916)
Total other expenses	180,088	1,258,083	(1,077,995)
Total expenses	1,700,779	2,728,300	(1,027,521)
Excess of support and revenue over expenses	$ 1,221	$ 13,749	$ 12,528

THE RIVER ALLIANCE

What 90 miles of river can be

February 26,2013

Mr. Joe Mergo
County Administrator
Lexington County
212 S. Lake Drive
Lexington, South Carolina 29072

Dear Mr. Mergo:

Please consider the River Alliance's request for Lexington County's support in the FY 2013-2014 budget. This is under the terms of the Agreement of The River Alliance, executed by River Alliance and Lexington County (et. al.) in February of 1995. We are requesting a total of $51,000.00 for the budget year, payable quarterly.

Thank you for your and Council's consideration. Lexington County funds will provide for the continuing operation of the River Alliance. We realize these are difficult financial times and we have tightened our budget accordingly. Your funding will be leveraged with that of our other partners. Our intent is to provide maximum return to the region's citizen stakeholders.

Our projects continue to mix high quality recreational access with tax base growth. We will open two more miles of Greenway in Lexington County this year. Following up on our successful public/private partnership, we will push to realize the potential of the "12,000 Years History Park" on the Congaree Creek, a unique Lexington County asset. This project is now recognized by the Department of the Interior as one of "America's Great Outdoors" projects. We will also move to redesign the I-26 Saluda Crossing and physically connect Lexington and Richland Counties. This will connect to Richland County Saluda Riverwalk, now funded by the "Transportation Penny". The Greenway continue to see heavy use from the regions citizens.

Enclosed is our draft budget for 2013-2014. Also enclosed is the Clark Eustace Wagner Accountants Report, "The River Alliance Report on Financial Statements for the years ended June 30 2010 and 2011." We will provide you with the Report on Financial Statements for the years ended June 30 2011 and 2012" as soon as we receive it.

As always, if you have any questions about this grant request, or on any other matter, please feel free to call me at 765-2200.

Regards,

Michael T. Dawson
Chief Executive Officer

Enclosures: 2013-2014 River Alliance Draft Budget
River Alliance Accountants Report 2010 - 2011

Cc: Todd Cullum
Debra Summers
Charlton L. Whipple

420-C Rivermont Drive • Columbia, South Carolina 29210 • Ph (803) 765-2200 Fax (803) 765-9600 • www.riveralliance.org

APPLICATION FOR FY 2013-2014 FUNDING
LEXINGTON COUNTY

1. Location/address: The River Alliance
420-C Rivermont Drive
Columbia, SC 29210

2. Date of Organization: The River Alliance was first formed on February 15, 1995 by the signing of the "Agreement of The River Alliance." In October 1995, The River Alliance was incorporated in the State of South Carolina as a 501(c)3 corporation.

3. Total number of employees: One (1) full-time employee, two (2) part-time employees.

4. Annual salaries:

	Actual 2012-13	Budget 2013-14
Director	$79,603	$79,603
Exec. Asst.	$22,000	$22,000
Book keeper	$ 6,000	$ 6,000

5. Report on financial statement for FY ended June 2011 and June 2010 is attached.

6. Budgeted funding sources:

	Actual 2012-2013	Budget 2013-2014
Lexington County	$51,000	$51,000
Richland County	$53,295	$53,295
City of Columbia	$50,000	$50,000
City of Cayce	$10,000	$10,000
City of West Columbia	$10,000	$10,000
Contributions and other income	$7,065	$101,000
	$181,360	$275,295

7. County of Lexington funding, along with funding from other local governments, was used in FY 2012-13 to pay administrative, operating and program costs for the Alliance and will allow the River Alliance to continue its efforts in comprehensive community planning. FY 2013-14 funding will be used similarly, for administrative, operating and program costs for the Alliance.

8. As a measure of effectiveness, the River Alliance has been successful in serving the citizens of Lexington County by providing focused community planning on the Broad, Congaree, and Saluda rivers with increased potential for more and safer urban residential areas, protection and conservation of river resources; more and safer recreational opportunities associated with the rivers; increased awareness of our cultural and historical richness; and economic growth and development through private sector residential investment and expanded ecotourism and eco-heritage opportunities. The West Columbia and Cayce Riverwalks are prime examples, with marked economic impact. This year we will plan to make more progress on the 12,000 Year History Park on Congaree Creek.

Chief Executive Officer: Michael T. Dawson

Contact concerning request for funding: Michael T. Dawson, Chief Executive Officer
(803) 765-2200

River Alliance Draft Budget FY 13-14

INCOME

Annual Government Grant Income	
Lexington County	$51,000
Richland County	$53,295
City of Cayce	$10,000
City of Columbia	$50,000
City of West Columbia	$10,000
Total - Annual Govt Grant Income	**$174,295**

Fundraising Income	
Corporate Contributions	$50,000
Total Fundraising Income	**$50,000**

Other Income	
Project Reimbursed Expenses	$25,000
Project Administration	$20,000
Project Marketing/Public Information Reimbursed Expenses	$5,000
Interest Income	$500
Other Income	$500
Total - Other Income	**$51,000**

INCOME	
Annual Government Grant Income	**$174,295**
Fundraising Income	**$50,000**
Other Income	**$51,000**
TOTAL INCOME	**$275,295**

River Alliance Draft Budget FY 13-14

EXPENSES

Structural/Personnel Expenses	
Payroll	$120,000
Employee benefits and taxes	$36,000
Total - Structural/Personnel Expenses	$156,000

Operating Expenses	
Bank Charges	$150
Audits/Reports	$2,000
Bookkeeping/Accounting Specialists	$1,800
Company Vehicle/Mileage	$2,000
Computer Software	$1,000
Computer - Network & Maintenance	$1,000
Dues & Subscriptions	$780
Education	$700
Equipment Lease/Rental	$5,000
Insurance	$5,343
Legal	$3,000
Licenses, Permits, Registrations	$787
Office Furniture	$500
Office Supplies	$4,000
Postage & Delivery	$1,000
Rent	$3,000
Office Services	$2,000
Repairs & Maintenance	$750
Telephone & Internet	$6,240
Travel & Conferences	$3,000
Director's Discretionary Funds	$1,000
Total - Operating Expenses	**$45,050**

Program Expenses	
Fundraising	$1,000
Marketing/Public Information	$10,800
Professional Services/Costs	$25,000
Three Rivers Greenway	$15,000
River Recreation & Protection	$2,500
12000 Year History Park	$15,000
Total - Program Expenses	**$69,300**

EXPENSES	
Structural/Personnel Expenses	**$156,000**
Operating Expenses	**$45,050**
Program Expenses	**$69,300**
TOTAL EXPENSES	**$270,350**
TOTAL SURPLUS/DEFICIT	**$4,945**

THE RIVER ALLIANCE
REPORT ON FINANCIAL STATEMENTS

For the years ended June 30, 2011 and 2010

THE RIVER ALLIANCE
COLUMBIA, SOUTH CAROLINA

CONTENTS

	PAGE
ACCOUNTANTS' COMPILATION REPORT	1
FINANCIAL STATEMENTS	
Statements of Financial Position	2
Statements of Activities	3
Statements of Cash Flows	4
Statement of Functional Expenses - June 30, 2011	5
Statement of Functional Expenses - June 30, 2010	6
Notes to Financial Statements	7

Lois D. Eustace, CPA
605 Calhoun Avenue
Greenwood, South Carolina 29649
Voice 864.388.9101
Facsimile 864.388.0781

Clark Eustace Wagner, PA
Certified Public Accountants

W. Chris Clark, CPA
Barbara JS Wagner, CPA
121 Executive Center Drive, Suite 102
Columbia, South Carolina 29210
Voice 803.798.4302
Facsimile 803.798.7153

INDEPENDENT ACCOUNTANTS' COMPILATION REPORT

To the Board of Directors
The River Alliance
Columbia, South Carolina

We have compiled the accompanying statements of financial position of The River Alliance (the "Alliance") as of June 30, 2011 and 2010, and the related statements of activities, cash flows, and functional expenses for the years then ended. We have not audited or reviewed the accompanying financial statements and, accordingly, do not express an opinion or provide any assurance about whether the financial statements are in accordance with accounting principles generally accepted in the United States of America.

Management is responsible for the preparation and fair presentation of the financial statements in accordance with accounting principles generally accepted in the United States of America and for designing, implementing, and maintaining internal control relevant to the preparation and fair presentation of the financial statements.

Our responsibility is to conduct the compilation in accordance with Statements of Standards for Accounting and Review Services issued by the American Institute of Certified Public Accountants. The objective of a compilation is to assist management in presenting financial information in the form of financial statements without undertaking to obtain or provide any assurance that there are no material modifications that should be made to the financial statements.

Columbia, South Carolina
November 15, 2011

Clark Eustace Wagner, CPA, PA

THE RIVER ALLIANCE
STATEMENTS OF FINANCIAL POSITION
As of June 30, 2011 and 2010

	2011	2010
ASSETS		
Current Assets		
Cash and cash equivalents	$ 40,592	$ 8,487
Prepaid expenses	1,802	1,934
Total Current Assets	42,394	10,421
Capital Assets, Net of Accumulated Depreciation		
Property and equipment	717	450
Total Assets	**$ 43,111**	**$ 10,871**
LIABILITIES		
Current Liabilities		
Accounts payable	$ 1,073	$ 1,639
Accrued payroll taxes and employee withholding	1,324	5,554
Total Current Liabilities	2,397	7,193
Total Liabilities	2,397	7,193
NET ASSETS		
Unrestricted	40,714	3,678
Total Net Assets	40,714	3,678
Total Liabilities and Net Assets	**$ 43,111**	**$ 10,871**

See accompanying notes and accountants' report.

THE RIVER ALLIANCE
STATEMENTS OF ACTIVITIES
For the years ended June 30, 2011 and 2010

UNRESTRICTED NET ASSETS	2011	2010
Unrestricted Revenue and Support		
Grants	$ 172,744	$ 172,748
Contributions	33,022	21,260
Professional service reimbursements	3,300	-
Other income	3,039	3,197
Total unrestricted revenue and support	212,105	197,205
Expenses		
Program Services		
River enhancement	146,630	166,019
Supporting Services		
Management and general	28,439	20,450
Total expenses	175,069	186,469
Change in unrestricted net assets from operations	37,036	10,736
Change in net assets	37,036	10,736
NET ASSETS (DEFICIT) - BEGINNING	3,678	(7,058)
NET ASSETS (DEFICIT) - ENDING	$ 40,714	$ 3,678

See accompanying notes and accountants' report.

THE RIVER ALLIANCE
STATEMENTS OF CASH FLOWS
For the years ended June 30, 2011 and 2010

	2011	2010
CASH FLOWS FROM OPERATING ACTIVITIES		
Change in Net Assets	$ 37,036	$ 10,736
Adjustments to reconcile the change in net assets to net cash from operating activities:		
Depreciation	411	857
(Increase) decrease in prepaid expenses	132	1,787
Increase (decrease) in accounts payable	(4,796)	(1,609)
Net cash from operating activities	32,783	11,771
CASH FLOWS FROM INVESTING ACTIVITIES		
Purchases of property and equipment	(678)	-
Net cash from investing activities	(678)	-
CASH FLOWS FROM FINANCING ACTIVITIES		
Proceeds from line of credit	-	(6,500)
Net cash from financing activities	-	(6,500)
Net change in cash and cash equivalents	32,105	5,271
CASH AND CASH EQUIVALENTS - BEGINNING	8,487	3,216
CASH AND CASH EQUIVALENTS - ENDING	$ 40,592	$ 8,487
SUPPLEMENTAL CASH FLOW INFORMATION		
Interest paid	$ 18	$ 32

See accompanying notes and accountants' report.

THE RIVER ALLIANCE
STATEMENT OF FUNCTIONAL EXPENSES
For the year ended June 30, 2011

	Program Services	Supporting Services	
	River Enhancement	Management and General	Total Expenses
Accounting	$ -	$ 2,450	$ 2,450
Bank charges	39	-	39
Computer software and support	2,464	616	3,080
Depreciation	-	411	411
Dues and subscriptions	1,106	276	1,382
Education and Development	-	702	702
Employee benefits and taxes	25,486	1,341	26,827
Equipment Rental	4,176	1,044	5,220
Insurance	2,855	1,903	4,758
Licenses and permits and taxes	-	118	118
Materials and supplies	1,827	457	2,284
Marketing	342	-	342
Office and Miscellaneous	-	2,105	2,105
Postage	26	2	28
Printing	1,199	300	1,499
Public relations and advertising	1,418	-	1,418
Rent and utilities	2,400	600	3,000
Salaries	95,446	13,308	108,754
Telephone	5,200	1,300	6,500
Training and conferences	619	155	774
Transportation	2,027	1,351	3,378
	$ 146,630	$ 28,439	$ 175,069

See accompanying notes and accountants' report.

THE RIVER ALLIANCE
STATEMENT OF FUNCTIONAL EXPENSES
For the year ended June 30, 2010

	Program Services	Supporting Services	
	River Enhancement	Management and General	Total Expenses
Accounting	$ -	$ 5,150	$ 5,150
Bank charges	200	-	200
Computer software and support	1,417	354	1,771
Depreciation	-	857	857
Dues and subscriptions	866	206	1,072
Employee benefits and taxes	24,880	1,309	26,189
Equipment Rental	3,039	760	3,799
Insurance	2,977	1,985	4,962
Licenses and permits and taxes	-	93	93
Materials and supplies	1,205	548	1,753
Marketing	4,699	-	4,699
Miscellaneous	-	37	37
Postage	85	5	90
Printing	1,853	463	2,316
Public relations and advertising	10,850	-	10,850
Rent and utilities	2,400	600	3,000
Salaries	103,553	5,450	109,003
Telephone	4,706	1,176	5,882
Training and conferences	1,840	460	2,300
Transportation	1,449	997	2,446
	$ 166,019	$ 20,450	$ 186,469

See accompanying notes and accountants' report.

NOTE 1 - SUMMARY OF SIGNIFICANT ACCOUNTING POLICIES

The River Alliance ("the Alliance") was incorporated October 2, 1995 as a non-profit corporation organized under the laws of the State of South Carolina for the purpose of cultivating the Broad, Congaree, and Saluda River areas to provide benefits to the citizens of the greater metropolitan area of Columbia, South Carolina. The Alliance is supported primarily through grants from the City of Columbia, the City of Cayce, the City of West Columbia, Lexington County, and Richland County. Over 82% of the Alliance's support comes from government grants.

The Alliance's significant accounting policies are as follows:

Basis of Accounting

The accompanying financial statements have been prepared on the accrual basis of accounting. The Alliance reports information regarding its financial position and activities according to three classes of net assets: unrestricted, temporarily restricted, and permanently restricted. In addition, the Alliance presents a statement of cash flows.

Contributions

The Alliance records contributions received as unrestricted, temporarily restricted, and permanently restricted support depending on the existence and nature of donor restrictions. Restricted net assets are reclassified to unrestricted net assets upon satisfaction of the time or purpose restrictions.

Donor restricted contributions whose restrictions are met in the same reporting periods are reported as unrestricted.

The Alliance uses the allowance method to determine uncollectible unconditional promises to give. The allowance is based on prior years' experience and management's analysis of specific promise made. There was no allowance considered necessary at June 30, 2011 and 2010, as there were no unconditional promises to give at June 30, 2011 and 2010.

Cash and Cash Equivalents

The Alliance considers all highly liquid investments with an original maturity of three months or less to be cash equivalents.

Accounts Receivable

Accounts receivable are stated at the amount management expects to collect from outstanding balances. Management provides for probable uncollectible amounts through a provision for bad debt expense and an adjustment to a valuation allowance based on its assessment of the current status of individual accounts. Balances that are still outstanding after management has used reasonable collection efforts are written off through a charge to the valuation allowance and a credit to accounts receivable. Changes in the valuation allowance have not been material to the financial statements.

Continued

NOTE 1 – SUMMARY OF SIGNIFICANT ACCOUNTING POLICIES, Continued

Property and Equipment

Property and equipment is stated at cost at the date of acquisition. Donated property and equipment is recorded at its fair value when received. There were no donated assets recorded as property and equipment during the years ended June 30, 2011 and 2010. Depreciation for property and equipment is computed using the straight-line method over their estimated useful lives of five to seven years. The Alliance capitalizes assets costing $250 or more.

Compensated Absences

Compensated absences are absences for which employees will be paid, such as vacation. A liability for compensated absences that are attributable to services already rendered and that are not contingent on a specific event that is outside the control of the Alliance and its employees is accrued as employees earn the rights to the benefits. Compensated absences that relate to future services or that are contingent on a specific event that is outside the control of the Alliance and its employees are accounted for in the period in which such services are rendered or such events take place.

Inventory

Items on hand, such as maintenance, operating, and office supplies are not considered material in amount and are not inventoried as assets but are charged to operations in the period purchased.

Use of Estimates

The preparation of financial statements in conformity with generally accepted accounting principles requires management to make estimates and assumptions that affect the reported amounts of assets and liabilities. Actual results could differ from those estimates.

NOTE 2 – CASH AND CASH EQUIVALENTS

Cash consists of bank checking accounts and petty cash. At year-end, the total carrying amount of the Alliance's bank account was $40,592 and the bank balance was $40,912. Pursuant to the Dodd-Frank Deposit Insurance Provision, through December 31, 2012, the FDIC will insure in full the noninterest-bearing transaction accounts of all government/public fund depositors. In addition to having temporary unlimited deposit insurance coverage for all noninterest-bearing transaction accounts, depositors are also insured for (a) up to $250,000 for the combined amount of all time and savings accounts, and (b) up to an additional $250,000 for the combined amount of all interest-bearing demand deposit accounts. Cash accounts of the non-profit component units are insured for (a) an unlimited amount for all funds in a noninterest-bearing transaction account, and (b) up to $250,000 for the combined amount of all interest bearing accounts.

Continued

NOTE 3 -CAPITAL ASSETS

Capital assets at June 30, 2011 and June 30, 2010 consisted of the following:

	2011	2010
Computer equipment	$ 8,247	$ 10,183
Furniture and fixtures	7,248	7,248
Vehicles	26,597	26,597
	42,092	44,028
Less accumulated depreciation	(41,375)	(43,578)
Total capital assets	$ 717	$ 450

The Alliance incurred depreciation expense of $411 and $857 for the years ended June 30, 2011 and 2010.

NOTE 4 - EMPLOYEE BENEFITS

On September 1, 2000, the Alliance established a defined contribution plan covering all full-time employees who have one-half year of service and are age 21 or older. The Alliance began contributing to the new plan in October 2000. Alliance contributions are at the discretion of the Company's Board of Directors. The Plan is contributory and is funded by payments to the retirement income or retirement annuity contracts. The Alliance did not contribute to this plan for the years ended June 30, 2011 and 2010.

Effective January 2005, the Alliance chose to discontinue funding of their existing retirement plan and enrolled in the South Carolina Retirement System (SCRS).

Plan Description

The Governmental Accounting Standards Board (GASB) issued Statement No. 27 entitled Accounting for Pensions by State and Local Government Employees in November 1994. This Statement supersedes the requirements of GASB Statement No. 5. The following information is provided in order to meet the disclosure requirements prescribed in paragraph 20 of GASB 27.

Substantially all full time, permanent Board employees are required by law (Title 9 of the S. C. Code of Laws) to participate in statewide, cost sharing multiple-employer defined benefit pension plans administered by the State Retirement System. Generally, all employees, with the exception of law enforcement personnel and certain others, participate in the South Carolina Retirement System (SCRS).

The South Carolina Retirement System offers retirement and disability benefits, cost of living adjustments on an ad-hoc basis, life insurance benefits, and survivor benefits. The Plan's provisions are established under Title 9 of the SC Code of Laws.

A comprehensive annual financial report (CAFR) containing financial statements and required supplementary information for the South Carolina Retirement System is issued and publicly available by visiting www.retirement.sc.gov or by writing the South Carolina Retirement Systems, Post Office Box 11960, Columbia, South Carolina 29211-1960.

Continued

NOTE 4 - EMPLOYEE BENEFITS, Continued

Funding and Benefit Policies

Furthermore, the Division and the five pension plans are included in the CAFR of the State of South Carolina. Under the SCRS, employees are eligible for a full service retirement annuity upon reaching age 65 or completion of 28 years credited service regardless of age. The benefit formula for full benefits effective since July 1, 1989, for the SCRS is 1.82 percent of an employee's average final compensation multiplied by the number of years of credited service. Early retirement options with reduced benefits are available as early as age 55. Employees are vested for a deferred annuity after five years service and qualify for a survivor's benefit upon completion of 15 years credited service (five years effective January 1, 2001). Disability annuity benefits are payable to employees totally and permanently disabled provided they have a minimum of five years credited service (this requirement does not apply if the disability is the result of a job related injury). A group-life insurance benefit equal to an employee's annual rate of compensation is payable upon the death of an active employee with a minimum of one year of credited service.

Effective January 1, 2001, Section 9-1-2210 of the South Carolina Code of Laws allows employees eligible for service retirement to participate in the Teacher and Employee Retention Incentive (TERI) Program. TERI participants may retire and begin accumulating retirement benefits on a deferred basis without terminating employment for up to five years. Upon termination of employment or at the end of the TERI period, whichever is earlier, participants will begin receiving monthly service retirement benefits that will include any cost of living adjustments granted during the TERI period.

Member contributions cease for participants who entered TERI prior to July 1, 2005. Participants who enter TERI on or after July 1, 2005 must continue to make member contributions. Employer contributions continue during TERI participation for all participants.

Article X, Section 16 of the South Carolina Constitution requires that all State-operated retirement systems be funded on a sound actuarial basis. Title 9 of the South Carolina Code of Laws of 1976, as amended, prescribes requirements relating to membership, benefit and employee/employer contributions for each retirement system. Employee and employer contribution rates to SCRS are actuarially determined. The surcharges to fund retiree health and dental insurance are not part of the actuarially established rates.

Annual benefits, payable monthly for life, are based on length of service and on average final compensation, (an annualized average of the employee is highest 12 consecutive quarters of compensation).

The Systems do not make separate measurements of assets and pension benefit obligations for individual employers. Under Title 9 of the South Carolina Code of Laws, the State Budget and Control Board limited to the amount of contributions (stated as a percentage of covered payrolls) establish the Alliance's liability under the plans. Therefore, the Alliance's liability under the pension plans is limited to the amounts required to be contributed as a percentage of eligible compensation. Accordingly, the Alliance recognizes no contingent liability for unfunded costs associated with participation in the plans. At retirement, employees participating in the SCRS may receive additional service credit for up to 90 days for accumulated unused sick leave.

Continued

NOTE 4 - EMPLOYEE BENEFITS, Continued

Funding Status and Progress

The pension benefit obligation is a standardized disclosure measure of the present value of pension benefits (adjusted for the effects of projected salary increases and step-rate benefits) estimated to be payable in the future as a result of employee service to date. The State discloses this measure to help users of these financial statements to (1) assess the systems' funding status on a going-concern basis, and (2) assess ability to pay actuarial present value of credited projected benefits. This method is independent of the funding methods the State's consulting actuary uses to determine contributions to the system.

Funding and Benefit Policies, Continued

The South Carolina Retirement System (SCRS) does not separately measure assets and pension benefit obligations for individual employers. The total unfunded accrued liability obligation for SCRS at July 1, 2010 is:

Unfunded accrued liability obligation (in millions)	$ 13,374

Contributions Required and Contributions Made

The State's consulting actuary determines employer contributions for all five systems. The systems use the projected benefit method with entry age, normal cost, and benefits and allocates pension cost to each year as a level percentage of salary. In determining funding requirements, the actuary uses the same actuarial assumptions as those used to calculate the pension benefit obligation, with the following assumptions: (1) post-retirement benefit increases were projected for retired members and members eligible to retire, and (2) net assets attributable to group life insurance were excluded. At July 1, 2010, the unfunded liability liquidation period in years for SCRS was 30 years.

Both employees and employers are required to contribute to the Plan at rates established under the authority of Title 9 Code of Laws.

The following provides a summary The River Alliance's retirement plan contributions at June 30 including group life insurance:

Year Ended June 30,	Covered Salaries	Employee Contributions	Employer Contributions	Total Contributions
2011	$ 79,604	$ 5,176	$ 7,476	$ 12,652
2010	79,604	5,174	7,476	12,650
2009	79,604	5,176	7,410	12,586

NOTE 5 – TAX-EXEMPT STATUS

The River Alliance has been classified as an organization other than a private foundation and is exempt from federal and state income taxes under Section 501(c)(3) of the Internal Revenue Code. Accordingly, no provision for federal or state income taxes has been recorded. Additionally, management is not aware of any transactions or events that would disqualify its tax-exempt status.

Continued

NOTE 6 – COMMITMENT AND CONTINGENCIES

The Alliance receives a substantial amount of its support from local governments. A significant reduction in the level of this support, if this were to occur, may have an adverse effect on the Alliance's programs and activities.

The Alliance has access to a $20,000 line of credit with Capital Bank. The line of credit bears interest at 6.25% to 6.50% at June 30, 2010 and 2011, respectively. The amount available under this line of credit at June 30, 2010 was $20,000. Activity on the line of credit during the years ended June 30, 2011 and 2010 was as follows:

	2011	2010
Balance, Beginning	$ -	$ 6,500
Advances on line	-	-
Principal payments	-	(6,500)
Balance, Ending	$ -	$ -

NOTE 7 – RISK MANAGEMENT

The Alliance is exposed to various risks of loss related to torts; theft of, damage to, and destruction of assets; errors and omissions; injuries to employees; and natural disasters for which the Alliance carries commercial insurance. The Alliance's workers compensation policy expired in October 2007 and was not renewed. Settled claims resulting from these risks have not exceeded commercial insurance coverage in any of the past three fiscal years.

NOTE 8 – LEASES

The Alliance has entered into an operating lease for a color copier. The lease requires quarterly payments of $1,111 plus per copy charges. Future minimum lease commitments under this non-cancelable operating lease are as follows for the year ended June 30:

2012	$ 4,442
2013	740
	$ 5,182

Lease expense was $5,220 and $3,799 for the years ended June 30, 2011 and 2010, respectively.

NOTE 9 - RELATED PARTY TRANSACTIONS

The Alliance rented a building from Riverbanks Zoo that has a member who serves on the Board of Directors. The rent paid to the Zoo was $3,000 and $3,000 for the years June 30, 2011 and 2010, respectively.

Continued

NOTE 10 – UNCERTAIN TAX POSITIONS

The Organization is exempt from federal income taxes under Section 501(c) (3) of the Internal Revenue Code, except on net income derived from unrelated business activities. The Organization does not have any income it considers to be subject to tax on unrelated business income. The Organization believes that it has appropriate support for any tax positions taken, and as such, does not have any uncertain tax positions that are material to the financial statements.

NOTE 11 – SUBSEQUENT EVENTS

The Alliance has evaluated all subsequent events would have on the financial statements through November 15, 2011, which is the date the financial statements were available for issuance.

USCCTI

Chuck Whipple
Director-Economic Development
Lexington County
212 South Lake Drive
Suite 603
Lexington, SC 29072

Mr. Whipple:

Once again, thank you for your continued support that Lexington County has provided to the USC/Columbia Technology Incubator for the past several years. It has helped our program immensely grow and thus assist over 40 companies this past year. We expect this year to be an even more progressive by introducing new programs and recruiting more promising technology based businesses. Specifically, we plan to initiate our Seed Fund, further recruit for our affiliate program, and continue to improve the overall infrastructure of the Incubator. We have successfully become a nonprofit and operate as our own separate entity while still maintaining a close relationship with the university, your county, and other benefactors. Specifically, we intend to create an entire new intranet system that would innovate the way entrepreneurs apart of our program interact for approximately $5,000, infrastructure upgrades ($30,000), and additional program resources (20,000).

Attached is an overview of our prospective budget.

We hope that the Lexington County Council can renew its support for the 2013-2014 fiscal year with a donation of $25,000.

Sincerely,

Laura Corder
Director of Operations

1225 Laurel Street[Street Address]
Columbia, SC 29201
Phone: 803-545-4423
E-Mail: laura@usc-columbiaincubator.org
Web: usc-columbiaincubator.org

INCOME REVENUE OVERVIEW:	
Private Contributions/Donations	$208,000
Rental Income	$248,000
TOTAL REVENUE:	**$456,000**

OPERATING EXPENSES OVERVIEW:	
Salaries	$206,000
Utilities & Building Operations	$150,000
Marketing	$21,000
CETi Expenses	$52,000
Hospitality	$5,000
Incubator Industry Resources	$700
Office Supplies	$14,000
Misc.	$12,000
TOTAL EXPENSES:	**$460,000**

Incubator Achievements
2012 Highlights

- Added 20 new technology based companies
    - 7 new to be approved this month
- Established an Affiliate Program
    - 2 current companies and continuing to grow
- Seed Fund
- Introducing the only facility with Cloud capabilities
- Successfully hosted Inaugural Open House/Demo Night with approximately 200 guests from across the university, local government, and business community.

CETi Quarterly Performance (Oct.-Dec.)
Project in partnership with the Incubator and funded by Innovista
Highlights
www.uscstartup.org

- Established complete team
    - Raghav Badiger- Manager of Programs and Consultations
    - Kelly Truesdale- Project Manager for EDA funded product development accelerator
- Complete upfit for the Startup Resource Center
- Hosted 6 Start! Series events
- Initiated Founders Forum (monthly peer to peer mentoring group with early stage business founders)
- USC Proving Ground
- Strong social media outreach
- Continuing to consult and have a strong community presence
- Coordinating the creation of other startup resources



Application for FY 2013-2014 Funding -Lexington County, South Carolina

Community Open Land Trust
Post Office Box 1605
Lexington, South Carolina 29072

A. Date of Organization: Community Open Land Trust received its South Carolina non-profit corporation status April 30, 2003. In October 2003, Community Open Land Trust was designated a 501(c)(3) organization by the U.S. Department of Revenue. On September 22, 2008, The Community Open Land Trust's Board of Trustees approved the creation of the Lexington Greenways program as a community outreach program of the Land Trust and the formation of the Lexington Greenways Alliance as an advisory council for the Lexington Greenways program.

B. Employees of Community Open Land Trust and staff support for Lexington Greenways program:
Executive Director –Brenda Davis – Full-time employee

C. Projected Budget Funding Sources: Budget 2013-2014

Lexington County:	$60,000.00
Town of Lexington:	$5,000.00
Private Contributions:	$30,000.00
TdM Profit:	$8,500.00
HSCI Grant	$58,475.00
Total:	$161,975.00

D. Projected Budget Expenses:

Personnel/ Programs	$65,000.00
Operations:	$19,500.00
Programs:	$77,475.00
	$161,975.00

E. County of Lexington funding, along with funding from other public and private sources was used in FY 2012-2013 to pay administrative, operating and program costs in planning, developing, implementing and managing the Lexington Greenways Program. As a measure of our effectiveness, accomplishments for FY

2012 – 2013 are noted below. FY 2013 – 2014 funding will be used similarly and specifically in carrying out the following program elements.

1. The land trust has partnered since 2011 with Eat Smart Move More Lexington County. Brenda Davis is serving as the Chairman of this county-wide coalition, focused on improving access to healthy foods and access to healthy physical activities. As part of our partnership, COLT has applied for funding for a county-wide **Healthy Community Master Plan**. This master plan will encompass the normal parameters of a greenways/trails master plan, but it will expand the process to allow planning for strategies for a healthier county. By mapping food deserts in the county with a view to providing alternate transportation to areas with healthy foods; and by mapping safe walking and cycling routes to surrounding destinations, (such as schools, workplaces, health centers, etc) this endeavor will provide a solid design frame for municipalities and the County to improve the infrastructure and environment, creating a healthier place for residents to live and work.

- We continue to partner with Lexington County, Central Midlands COG, Town of Lexington, and other entities to further the greenways plan and program.
- The initial focus for the Healthy Community Master Plan will be the City of Cayce, Town of Springdale and partners in West Columbia.

2. Seek and acquire grants and other project funding opportunities.
- The SC Parks Recreation and Tourism Recreational Trails Program grant of $100,000 with 20% matching funds from the Town of Lexington for the Fourteen Mile Creek Gateway/Trailhead Park will carry over into FY 2013-2014. Fourteen Mile Creek Gateway/Trailhead Park was re-mapped and redesigned in 2012 to reflect a focus on stormwater education. RFP's for construction of this segment of the greenway will be available to the public as soon as the Army Corps of Engineers signs off on the new design. Construction will begin soon after a contractor is chosen.
- The May 2012 Tour de Midlands greenway awareness and fundraiser event attracted over 250 participants and raised over $6000.
- The 4th Annual Tour de Midlands bike ride is scheduled for May 11, 2013, expecting over 300 riders.

3. Members of the Lexington Greenway Alliance are in the process of contacting municipalities to identify existing trails, parks and other recreation opportunities to assist in the Master Plan execution. We also continue to work with the Central Midlands Council of Governments by serving on the Bicycle and Pedestrian committee. As part of the Eat Smart Move More Coalition, Brenda Davis is part of the Safe Routes to School program's School Safety Audit team; working to find appropriate routes for children to walk and cycle to neighborhood schools in the County.

4. Greenway Expansion - Provide comprehensive organization, coordination and facilitation of fee-simple donations, land acquisitions and easement process, and associated documents with all concerned parties. As the Healthy Community Master Plan is developed, it will drive our focus in this area.

F. The Lexington Greenways Alliance through Community Open Land Trust continues to work toward our goal of a county-wide Master Plan for alternative transportation and now can leverage an even greater picture of our county as a place with choices to improve the health of our population (of which over 60% are either overweight or obese), which will greatly impact our economic health, our ability to attract businesses and corporations to the county, lower health care costs for citizens and increase our ability to attract visitors from across the southeast and the greater US. The greatest benefit to our partnerships will be a healthier Lexington County for all residents.

Community Open Land Trust is respectfully requesting $60,000 of County funding to support our work throughout Lexington County. We are committed to leveraging county funds through a variety of additional funding avenues, further increasing our scope of work.

I look forward to another successful year of Greenways work.

My best,

(sent by email, hard copy to follow by postal service)

Brenda Davis
Executive Director
803-606-1802
bdavis@communityopenlandtrust.org

engenuitySC™
Imagine More

1000 Catawba St., Suite 130 Columbia, SC 29201 | 803.354.5720
www.engenuitysc.com | twitter @EngenuitySC | facebook.com/EngenuitySC

February 7, 2013

Chuck Whipple
Director of Economic Development
County of Lexington
212 South Lake Drive, 6th Floor
Lexington, SC 29072-3437

Dear Chuck:

On behalf of the EngenuitySC Executive Committee, I am writing to request $40,000 from Lexington County for the July 2013 to June 2014 fiscal year to support the Columbia Regional Competitiveness Initiative and other EngenuitySC regional economic development activities. I have attached a digital copy of EngenuitySC's annual audit report for July 2011 to June 2012, in support of this request.

Lexington County funding last year was used to support the first-ever Columbia Regional Competitiveness Report, which compared Columbia's competitiveness to that of peer cities in the Southeast in five key areas – Innovation, Human Capital, Entrepreneurship, Clusters, and Livability.

From this report, task forces were created around key metrics in which the Columbia region needs to improve, in order to become more prosperous. Members of these task forces include community leaders from academia, local government, and business. Their input is helping improve the metrics for this upcoming year's report, as well as guide the direction of our efforts as we look to make the region more prosperous.

Thanks to guidance from Lexington County Council, EngenuitySC will be modifying the report to provide even more targeted information at the county level in order to better understand the challenges and successes in each county in the Columbia region. This will provide you and your county leaders with the information needed to further refine your economic development objectives.

EngenuitySC's other accomplishments this year include:

- Establishment of partnerships with the Savannah River Site, SCANA/SCE&G, and two Small Modular Reactor (SMR) vendors to compete for one of two awards available through a $452 million Department of Energy grant to design, develop and license the first commercialized SMR demonstration unit in the United States;
- Launching a virtual job shadow program - in partnership with SCANA and MEBA - to promote nuclear energy careers through the SC Personal Pathways program;
- In partnership with New Carolina's Insurance Technologies and Services Cluster, iTs|SC, release the "Business in Motion" report, an in depth profile on Columbia's insurance technology and services industry;
- Launch the first episode of *CityTV* featuring Steve Byrne from SCANA and Barrie Kirk from Midlands Technical College to highlight the economic opportunities in the nuclear industry, and;
- Sell out *Ignite!* once again and host over 600 attendees at the Carolina Coliseum in what has become Columbia's signature annual event and celebration of our region's successes in the knowledge economy.

Thank you again for your leadership on the Columbia Regional Competitiveness Report as we develop this annual scorecard into a regional barometer for competitiveness as well as a compass to lead our region towards greater prosperity. We hope that with Lexington County's support, we will be able to continue to provide value-added economic development programming for your community as well as the entire region.

Sincerely,

George Hutton
Executive Director

AUDITED FINANCIAL STATEMENTS

ENGENUITYSC, INC.

LUMBIA, SOUTH CAROLINA

JUNE 30, 2012

DRAFT

INDEPENDENT AUDITORS' REPORT

Executive Committee
EngenuitySC, Inc.
Columbia, South Carolina

We have audited the accompanying statements of financial position of EngenuitySC, Inc., a nonprofit organization ("EngenuitySC") as of June 30, 2012 and 2011, and the related statements of activities and changes in net assets, and cash flows for the years then ended. These financial statements are the responsibility of the Or[illegible]ion's management. Our responsibility is to express an opinion on these financial statements b[illegible] au[illegible]it.

We conducted ou[illegible] da[illegible] [illegible]th auditing standards generally accepted in the United States of America and the s[illegible] plic[illegible] financial audits contained in *Government Auditing Standards*, issued by the Comp[illegible] Ge[illegible] of [illegible] United States. Those standards require that we plan and perform the audit to [illegible] about whether the financial statements are free of material misstatement. [illegible] on a test basis, evidence supporting the amounts and disclosures in the fina[illegible] [illegible]lso includes assessing the accounting principles used and the significant esti[illegible] [illegible], as well as evaluating the overall financial statement presentation. We belie[illegible] [illegible] reasonable basis for our opinion.

In our opinion, the financial statem[illegible] [illegible]nt fairly, in all material respects, the financial position of EngenuitySC, Inc. [illegible] of June [illegible] [illegible]11, and the changes in its net assets and its cash flows for the year then ended [illegible] [illegible]ng principles generally accepted in the United States of America.

In accordance with *Government Auditing Standa*[illegible] [illegible] our report dated February 1, 2013, on our consideration of EngenuitySC's internal [illegible] [illegible]ting and on our tests of its compliance with certain provisions of laws, regula[illegible] [illegible] agreements and other matters. The purpose of that report is to describe the [illegible] [illegible]nal control over financial reporting and compliance and the results of that [illegible] [illegible] an opinion on internal control over financial reporting or on compliance. Th[illegible] [illegible] of an audit performed in accordance with *Government Auditing Standards* a[illegible] [illegible]d in assessing the results of our audit.

Our audit was conducted for the purpose of forming an opinion on the [illegible]ncial statements. The schedule of expenditures of federal awards is presented for purposes of ad[illegible]onal analysis as required by U.S. Office of Management and Budget Circular A-133, *Audits of States, Local Governments, and Non-Profit Organizations*, and is not a required part of the basic financial statements. Such information is the responsibility of management and was derived from and relates directly to the underlying accounting and other records used to prepare the financial statements. The information has been subjected to the auditing procedures applied in the audit of the basic financial statements and certain additional procedures, including comparing and reconciling such information directly to the underlying accounting and other records used to prepare the financial statements or to the financial statements themselves, and other additional procedures in accordance with auditing standards generally accepted in the United States of America. In our opinion, the information is fairly stated in all material respects in relation to the basic financial statements as a whole.

DRAFT

Columbia, South Carolina
Feburary 1, 2012

DRAFT

Statements of Financial Position

EngenuitySC, Inc.

	June 30 2012	June 30 2011
Assets		
Current assets		
Cash	$ 193,456	$ 51
Unconditional promises	168,321	1,095,452
Total current assets	361,777	1,095,503
Furniture and fix		
Furniture and fixtu	59,133	59,133
Accumulated depreciation	(12,671)	(4,223)
	46,462	54,910
	$ 408,239	$ 1,150,413
Liabilities and Net Assets		
Current liabilities		
Accounts payable	,725	826,080
	00,725	826,080
Net assets - unrestricted		
Designated for current operations	3	324,333
Commitments		
	$	

DRAFT

See notes to financial statements.

Statements of Activity and Changes in Net Assets

EngenuitySC, Inc.

	Year ended June 30	
	2012	**2011**
Revenues		
Government grants (contributions)	$ 1,101,333	$ 3,312,512
Contributions	564,755	564,513
In-kind	173,926	159,654
	1,840,014	4,036,679
Expenses		
Programs		
Outside services	700,615	2,589,042
Management services	253,574	253,457
In-kind	173,926	159,654
Demo equipment	81,773	124,247
Conferences, conventions	51,583	45,774
Travel	10,495	7,181
Marketing and branding services	4,600	4,698
Meals and entertainment	2,182	4,337
Office expense	1,984	2,745
	734	3,191,135
Management and general expenses		
Management Services	[illegible]	413,637
Outside services	[illegible]	126,161
Rent, parking, utilities	[illegible]	45,497
Depreciation	[illegible]	4,224
Professional fees	[illegible]	[illegible]
Website maintenance	[illegible]	[illegible]
Office expense	[illegible]	[illegible]
Lobbying	[illegible]	[illegible]
Travel	[illegible]	[illegible]
Bad Debts	[illegible]	[illegible]
Conferences, conventions	8,99[illegible]	[illegible]
Meals and entertainment	2,065	[illegible]
Dues and subscriptions	3,566	[illegible]31
Insurance	1,899	1,891
	576,099	705,235
	1,856,833	3,896,370
(Decrease) increase in unrestricted net assets	(16,819)	140,309
Unrestricted net assets at beginning of year	324,333	189,274
Unrestricted net assets at end of year	$ 307,514	$ 324,333

See notes to financial statements.

DRAFT

Statements of Cash Flows

EngenuitySC, Inc.

	Year ended June 30 2012	2011
Cash flows from operating activities		
(Decrease) increase in unrestricted net assets	$ (16,819)	$ 140,309
Adjustment to reconcile changes in net assets to cash provided by operating activities:		
Bad debt expense	300	-0-
Depreciation	8,448	4,224
	(8,071)	140,309
Changes in operating assets and liabilities:		
Unconditional promises to give	926,831	(878,191)
Accounts payable	(725,355)	803,833
Net cash provided by operating activities	193,405	65,951
Cash used in investing activities		
Purchases of fixed assets	-0-	$ (54,910)
Net increase in cash	193,405	11,041
Cash balace at beginning of year	51	(10,990)
Cash at end of year	193,456	51
Supplemental disclosure of cash flow information		
Total cash paid for interest during the year:	$	-0-

DRAFT

See notes to financial statements.

Notes to Financial Statements

EngenuitySC, Inc.

Note 1--Summary of Significant Accounting Policies

Description of Operating Activity

EngenuitySC, Inc. is a no[illegible]rofit organization, organized under the Non-profit Code of the State of South Carolina, that is [illegible]o the improvement of business conditions in the area of technology and entrepreneurial bus[illegible]me Financial contributions from governmental, educational, and business entities [illegible]effo[illegible]e organization seeks to bolster the technology community, increase economic d[illegible]ent [illegible]n the region and shift the workforce to include a higher percentage of skilled knowledge worker[illegible] or[illegible]ion plans to accomplish this by developing a platform for collaboration between [illegible]ents ed[illegible]nd the business community and targeting projects, initiatives and/or entities t[illegible] ser[illegible]rans[illegible] the [illegible]ion into an area known for innovation, growth and progressiveness.

Basis of Accounting

These statements are prepared on the ac[illegible]l basis [illegible]ur[illegible] accordance with generally accepted accounting principles. Net assets and reve[illegible]per[illegible], [illegible]losses are classified based on the existence or absence of donor-imposed restri[illegible]Acc[illegible] net assets of EngenuitySC and changes therein are classified and reported as fo[illegible]:

Unrestricted net assets - Net assets that are not subje[illegible]to [illegible]mp[illegible]lations.

Temporarily restricted net assets - Net assets subject to do[illegible]ons that may or will be met, either by actions of EngenuitySC and/or the passage o[illegible]a re[illegible]n expires, temporarily restricted net assets are reclassified to unrestricted n[illegible]and [illegible]in the statement of activity as net assets released from restrictions. There [illegible]re [illegible]arily restricted assets at June 30, 2012 or 2011.

Permanently restricted assets - Net assets subject to donor-imposed stipulations that they be maintained permanently by EngenuitySC. Generally, the donors of these assets would permit EngenuitySC to use all or part of the income earned on any related investments for general or specific purposes. There were no permanently restricted assets at June 30, 2012 or 2011.

DRAFT

Notes to Financial Statements

EngenuitySC, Inc.

Note 1--Summary of Significant Accounting Policies (continued)

Revenue Recognition
Unconditional promises to ive due in the next year are recorded as committed at their net realizable value

Furniture and F
Equipment is recor , or arket value if contributed. Depreciation is provided for straight-line and accelerated m s o eful lives of five to seven years. Maintenance and repairs are charged to expens prove ich materially extend the lives of assets are capitalized. The cost of assets retired her dis of, d the related allowances for depreciation are eliminated from the respectiv and any gain or loss is credited or charged to operations.

Reclassifications
Certain prior-year amounts have been reclass to for nt-year presentation.

Income Taxes
EngenuitySC, Inc. is exempt from income tax unde the visions al Revenue Code Section 501(c)(3). Accordingly, a provision for income taxes ot d.

Note 2--Commitments
As of July 1, 2012, EngenuitySC, Inc. entered into a manageme n S ous Partners, LLC. This agreement is to continue through June 30, 20 his nt, EngenuitySC, Inc. will be billed monthly for the preceeding month's p si nd out-of-pocket expenses. In total, the expenses will not exceed the budgeted amo o,805. Management fees paid under management agreements with Sagacious Partn LC amounted to $655,164 and $706,522 for 2012 and 2011, respectively.

EngenuitySC leases office space under terms of a non-cancellable operating lease which expires in 2015. Payments under terms of the lease totaled $65,485 for the year ended 2012 and $42,516 for the year ended 2011.

DRAFT

Note 2--Commitments (continued)
Future minimum lease payments under terms of the lease are as follows:

Fiscal years ending June 30:	
2013	$ 65,460
20	$ 67,100
	$ 68,766
	$ 26,112

Note 3--Line of Cred
At June 30, 2012, the org ion ha 0, e of credit from a bank secured by accounts receivable, to be dra upon as nee with an interest rate of 6.00%. As of June 30, 2012, no amount had b wn

Note 4--Evaluation of Subsequent Ev
The organization has evaluated subseque events th F 2013, the date the financial statements were available to be issued.

Note 5--Contributed Support
For the twelve month period ended June 30, 2012, in-k supp inc 926 related to the cost share portion of the Department of Energy Grant T of ontributions were based on personnel time, meeting space, travel, and various .

DRAFT

AUDIT SECTION

DRAFT

Abernethy & Company

P.C., CERTIFIED PUBLIC ACCOUNTANTS

REPORT ON INTERNAL CONTROL OVER FINANCIAL REPORTING AND ON COMPLIANCE AND OTHER MATTERS BASED ON AN AUDIT OF FINANCIAL STATEMENTS PERFORMED IN ACCORDANCE WITH *GOVERNMENT AUDITING STANDARDS*

EngenuitySC
Columbia, South Carolina

We have audited the financial statements of EngenuitySC as of and for the year ended June 30, 2012, and have issued our report thereon dated February 1, 2013. We conducted our audit in accordance with auditing standards generally accepted in the United States of America and the standards applicable to financial audits contained in *Government Auditing Standards*, issued by the Comptroller General of the United States.

Internal Control Over Financial Reporting

Management of EngenuitySC is responsible for establishing and maintaining effective internal control over financial reporting. In planning and performing our audit, we considered EngenuitySC's internal control over financial reporting as a basis for designing our auditing procedures for the purpose of expressing our opinion on the financial statements, but not for the purpose of expressing an opinion on the effectiveness of EngenuitySC's internal control over financial reporting. Accordingly, we do not express an opinion on the effectiveness of the Organization's internal control over financial reporting.

A *deficiency in internal control* exists when the design or operation of a control does not allow management or employees, in the normal course of performing their assigned functions, to prevent, or detect and correct misstatements on a timely basis. A *material weakness* is a deficiency, or a combination of deficiencies, in internal control such that there is a reasonable possibility that a material misstatement of the entity's financial statements will not be prevented, or detected and corrected on a timely basis.

Our consideration of internal control over financial reporting was for the limited purpose described in the first paragraph of this section and was not designed to identify all deficiencies in internal control over financial reporting that might be deficiencies, significant deficiencies, or material weaknesses. We did not identify any deficiencies in internal control over financial reporting that we consider to be material weaknesses, as defined above.

DRAFT

Compliance and Other Matters

As part of obtaining reasonable assurance about whether EngenuitySC's financial statements are free of material misstatement, we performed tests of its compliance with certain provisions of laws, regulations, contracts, and grant agreements, noncompliance with which could have a direct and material effect on the determination of financial statement amounts. However, providing an opinion on compliance with those provisions was not an objective of our audit, and accordingly, we do not express such an opinion. The results of our tests disclosed no instances of noncompliance or other matters that are required to be reported under *Government Auditing Standards*.

We noted certain [illegible] reported to management of EngenuitySC in a separate letter dated Feb[illegible]. This report is intended solely for the information and use of management, the [illegible] Directors, others within the entity, and federal awarding agencies and pass-through entities and is not intended to be and should not be used by anyone other than these specified parties.

DRAFT

Columbia, South Carolina
February 1, 2013

Abernethy & Company
P.C., CERTIFIED PUBLIC ACCOUNTANTS

INDEPENDENT AUDITOR'S REPORT ON COMPLIANCE WITH REQUIREMENTS THAT COULD HAVE A DIRECT AND MATERIAL EFFECT ON EACH MAJOR PROGRAM AND ON INTERNAL CONTROL OVER COMPLIANCE IN ACCORDANCE WITH OMB CIRCULAR A-133

DRAFT

EngenuitySC, Inc.
Columbia, South Carolina

Compliance

We have audited EngenuitySC's compliance with the types of compliance requirements described in the *OMB Circular A-133 Compliance Supplement* that could have a direct and material effect on each of EngenuitySC's major federal programs for the year ended June 30, 2012. EngenuitySC's major federal programs are identified in the summary of auditor's results section of the accompanying schedule of findings and questioned costs. Compliance with the requirements of laws, regulations, contracts, and grants applicable to each of its major federal programs is the responsibility of EngenuitySC's management. Our responsibility is to express an opinion on EngenuitySC's compliance based on our audit.

We conducted our audit of compliance in accordance with auditing standards generally accepted in the United States of America; the standards applicable to financial audits contained in *Government Auditing Standards*, issued by the Comptroller General of the United States; and OMB Circular A-133, *Audits of States, Local Governments, and Non-Profit Organizations*. Those standards and OMB Circular A-133 require that we plan and perform the audit to obtain reasonable assurance about whether noncompliance with the types of compliance requirements referred to above that could have a direct and material effect on a major federal program occurred. An audit includes examining, on a test basis, evidence about EngenuitySC's compliance with those requirements and performing such other procedures as we considered necessary in the circumstances. We believe that our audit provides a reasonable basis for our opinion. Our audit does not provide a legal determination of EngenuitySC's compliance with those requirements.

In our opinion, EngenuitySC complied, in all material respects, with the compliance requirements referred to above that could have a direct and material effect on each of its major federal programs for the year ended June 30, 2012.

Internal Control Over Compliance

Management of EngenuitySC is responsible for establishing and maintaining effective internal control over compliance with the requirements of laws, regulations, contracts, and grants applicable to federal programs. In planning and performing our audit, we considered EngenuitySC's internal control over compliance with the requirements that could have a direct and material effect on a major federal program to determine the auditing procedures for the purpose of expressing our opinion on compliance and to test and report on internal control over compliance in accordance with OMB Circular A-133, but not for the purpose of expressing an opinion on the effectiveness of internal control over compliance. Accordingly, we do not express an opinion on the effectiveness of EngenuitySC's internal control over compliance.

A *deficiency in internal control over compliance* exists when the design or operation of a control over compliance does not allow management or employees, in the normal course of performing their assigned functions, to prevent, or detect and correct, noncompliance with a type of compliance requirement of a federal program on a timely basis. A *material weakness in internal control over compliance* is a deficiency, or combination of deficiencies, in internal control over compliance, such that there is a reasonable possibility that material noncompliance with a type of compliance requirement of a federal program will not be prevented, or detected and corrected, on a timely basis.

Our consideration of internal control over compliance was for the limited purpose described in the first paragraph of this section and was not designed to identify all deficiencies in internal control over compliance that might be deficiencies, significant deficiencies or material weaknesses. We did not identify any deficiencies in internal control over compliance that we consider to be material weaknesses, as defined above.

This report is intended solely for the information and use of management, the Board of Directors, others within the entity, federal awarding agencies, and pass-through entities and is not intended to be and should not be used by anyone other than these specified parties.

Columbia, South Carolina
February 1, 2013

DRAFT

EngenuitySC, Inc.
SCHEDULE OF FINDINGS AND QUESTIONED COSTS
For the Year Ended June 30, 2012

Section I – Summary of Auditor's Results

Financial Statements

Type of auditor's report issued: Unqualified

Internal control over fin reporting
Material weakne fie ? __ Yes _X_No
Significant de en d? __ Yes _X_None reported
Noncompliance anc ements noted? ___Yes _X_No

Federal Awards

Internal control over maj rog
Material weakness(es) ide ___ Yes _X_No
Significant deficiency(ies) . ed? ___ Yes _X___None reported

Type of auditor's report issued on co np
For major programs: ua

Any audit findings disclosed that are require
to be reported in accordance with Section
510(a) of OMB Circular A-133? ___ X No

Identification of major programs:

CFDA Number	Na am Cluster
12.910	Research and me
81.087	Research and De lop ster

Dollar threshold used to distinguish between type A and type B programs: $300,000

Auditee qualified as a low-risk auditee? ___ Yes __X__No

Section II – Financial Statement Findings

None

DRAFT

EngenuitySC
Schedule of Expenditures of Federal Awards By Grant
For the Year Ended June 30, 2012

Federal Grantor/Pass-Through Grantor/Program or Cluster Title	*Federal CFDA Number*	*Pass-Through Entity Identifying Number*	*Federal Expenditures ($)*
Research and Development Cluster-Cluster			
Department of Defense Direct Programs			
Research and Technology Development	12.910	W91CRB-10-1-0007	$775,913
Fuel Flexible Advanced Power Solutions for Portable Applic[illegible] - W91CRB-10-1-007			$775,913
Total			$775,913
Total Departme[illegible]			$775,913
Department [illegible] ogr[illegible]			
Renewabl[illegible] ch [illegible] velopment	81.087	DE-EE0003218	$225,420
Engenuity [illegible] nerci[illegible] n an[illegible] Entrepreneurial Trai[illegible] oject EE0003218			$225,420
Total			$225,420
Total Department of Ene[illegible]gy			$225,420
Total Research and Develop. [illegible] te[illegible] Clust[illegible]			$1,001,333
Total Expenditures of Federal [illegible]			$1,001,333

DRAFT

Notes To Schedule Of Expenditures Of Federal Awards

EngenuitySC, Inc.

Note 1 - -Basis of Presentation
The accompanying Schedule of Expenditures of Federal Awards (the "Schedule") includes federal grant activity of EngenuitySC under programs of the federal government for the year ended June 30, 2012. The information in this schedule is presented in accordance with the requirements of the Office of Management and Budget (OMB) Circular A-133, *Audits of States, Local Governments, and Non-Profit Organizations*. Because the Schedule presents only a selected portion of [illegible] operations of EngenuitySC, it is not intended to and does not present the financial positi[illegible]s in net assets or cash flows of EngenuitySC.

Note 2 - -Su[illegible] Sig[illegible]nt Accounting Policies
Expenditures reported o[illegible] Sch[illegible]e are reported on the accrual basis of accounting. Such expenditures a[illegible]d fo[illegible]he cost principles contained in OMB Circular A-122, *Cost Principles fo[illegible]-pr[illegible] O[illegible]ion*, wherein certain types of expenditures are not allowable or are lim[illegible]ted [illegible]imbu[illegible]eme[illegible] Pass-through entity identifying numbers are presented where availa[illegible]

Note 3 - - Subrecipients
Of the federal expenditures presented [illegible] sc[illegible]ule [illegible]ySC provided federal awards to subrecipients as follows for the yea[illegible] [illegible]une [illegible]

Federal granting agency	F[illegible] CFD[illegible]be[illegible]	Amount provided to Subrecipients
Defense Advanced Research Projects Agency		542[illegible]26
Department of Energy	8.	[illegible]1

DRAFT

COUNTY OF LEXINGTON

ECONOMIC DEVELOPMENT

Annual Budget

Fiscal Year - 2013-14

NEW PROGRAM

Fund: 2000
Division: Economic Development
Organization: 181101 - Econ Development Adm

Title Change/Reclassification

Object Code	Expenditure Classification	(Delete) Econ Develop Manager Grade 24	(Add) Senior Project Manager Grade 24	BUDGET 2013-14 Requested	2013-14 Recommend	2013-14 Approved
	Personnel					
510100	Salaries & Wages - 1	(61,235)	61,235	0		
511112	FICA Cost	(4,685)	4,685	0		
511113	State Retirement	(6,491)	6,491	0		
511120	Insurance Fund Contribution - 1	(7,800)	7,800	0		
511130	Workers Compensation	(197)	197	0		
	*** Total Personnel**	**(80,408)**	**80,408**	**0**		
	Operating Expenses					
	*** Total Operating**			**0**		
	**** Total Personnel & Operating**			**0**		
	Capital					
	**** Total Capital**			**0**		

***** Total Budget Appropriation** 0

SECTION VI. B. - LISTING OF POSITIONS

Current Staffing Level:

Job Title	Positions	Full Time Equivalent General Fund	Other Fund	Total	Grade
Director	1	1		1	30
Senior Project Manager*	1	1		1	24
Administrative Assistant	1	1		1	07
Total Positions	3	3		3	

All of these positions require insurance.

Display organization flowchart:

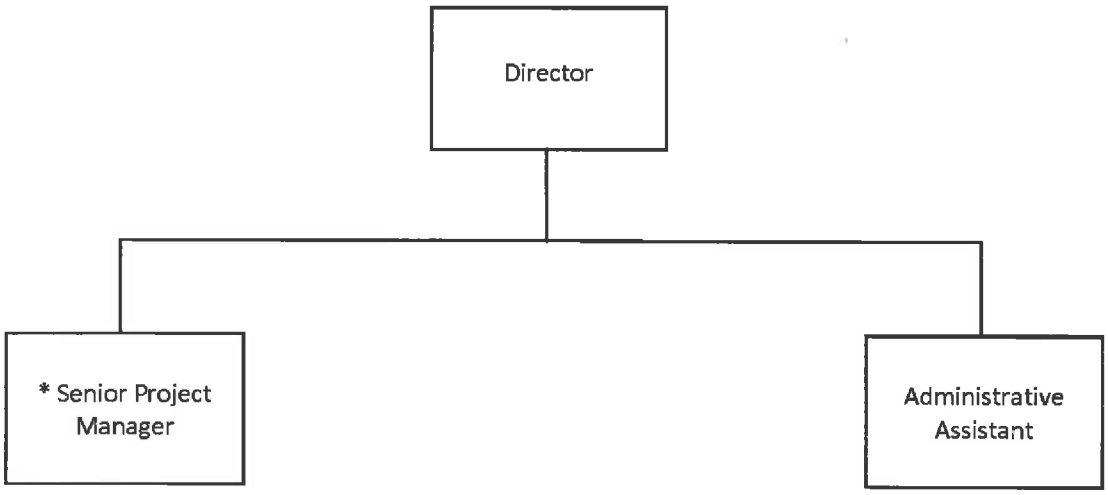

*Proposed position and position would be vacant during FY 2013-2014

COUNTY OF LEXINGTON

ECONOMIC DEVELOPMENT

Annual Budget
Fiscal Year - 2013-14

NEW PROGRAM

Fund: 2000
Division: Economic Development
Organization: 181101 - Econ Development Adm

New Position

Object Code	Expenditure Classification	**Project Manager Grade 17**	2013-14 Requested	2013-14 Recommend	2013-14 Approved
			BUDGET		
	Personnel				
510100	Salaries & Wages - 1		70,000		
511112	FICA Cost		5,355		
511113	State Retirement		7,420		
511120	Insurance Fund Contribution - 1		7,800		
511130	Workers Compensation		6,461		
	*** Total Personnel**		**97,036**		
	Operating Expenses				
521000	Office Supplies		0		
524201	General Tort Liability Insurance		685		
525000	Telephone		0		
525041	Email Service Charges		0		
	*** Total Operating**		**685**		
	**** Total Personnel & Operating**		**97,721**		
	Capital				
	**** Total Capital**		**0**		

***** Total Budget Appropriation** **97,721**

SECTION VI. B. - LISTING OF POSITIONS

Current Staffing Level:

Job Title	Full Time Equivalent Positions	General Fund	Other Fund	Total	Grade
Director	1	1		1	30
Senior Project Manager*	1	1		1	24
Project Manager*	1	1		1	17
Administrative Assistant	1	1		1	07
Total Positions	4	4		4	

All of these positions require insurance.

Display organization flowchart:

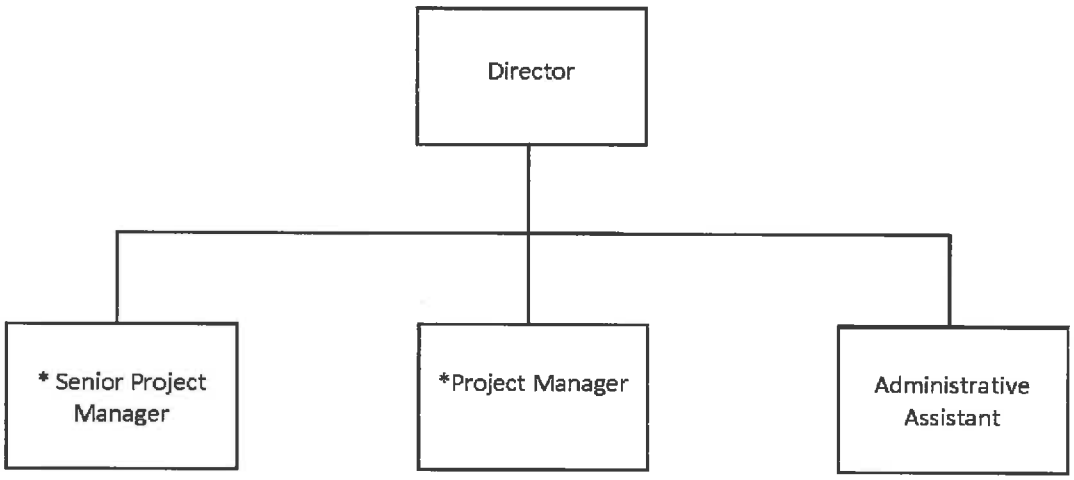

*Proposed positions and positions would be vacant during FY 2013-2014

COUNTY OF LEXINGTON
RURAL DEVELOPMENT ACT
Annual Budget
Fiscal Year - 2013-14

Object Code	Revenue Account Title	Actual 2011-12	Received Thru Dec 2012-13	Amended Budget Thru Dec 2012-13	Projected Revenues Thru Jun 2012-13	Requested 2013-14	Recommend 2013-14	Approved 2013-14
	***Rural Development Act 2001:**							
	Revenues:							
461000	Investment Interest	5,417	2,614	5,340	5,340	5,228		
470100	Electric Coop Infrastructure Pmts	337,375	480,714	480,715	480,715	0		
470101	Telephone Co Infrastructure Pmts	0	260,000	260,000	260,000	0		
	**** Total Revenue**	342,792	743,328	746,055	746,055	5,228		
	***** Total Appropriation**				2,962,941	0 ~~5,228~~		
	Contingency:							
	Unused				861,768			
	Carryforward					861,768		
	FUND BALANCE							
	Beginning of Year				2,221,718	866,600	866,600	866,600
	FUND BALANCE - Projected					10,060		
	End of Year				866,600	~~4,832~~	866,600	866,600

Fund 2001
Division: Economic Development
Organization: 181100 - Economic Development Projects

Object Code	Expenditure Classification	2011-12 Expenditure	2012-13 Expend (Dec)	2012-13 Amended (Dec)	*BUDGET* 2013-14 Requested	2013-14 Recommend	2013-14 Approved
	Operating Expenses						
	*** Total Operating**	**0**	**0**	**0**	**0**		
	**** Total Personnel & Operating**	**0**	**0**	**0**	**0**		
	Capital						
549904	Capital Contingency	0	0	861,768	0		
5A9499	B/L Industrial Park - Roadway Imp	0	0	108,122	0		
5A9501	B/L Industrial Park - Master Plan A & E	2,000	0	33,000	0		
5A9502	B/L Industrial Park - Environmental Mitigation	0	0	0	0		
5A9503	B/L Industrial Park - Site Improvement	47,560	0	2,932	0		
5A9508	B/L Industrial Park - Contingency	0	0	29,600	0		
5AC504	Project Extend	0	0	337,375	0		
5AC605	Capital Contingency	0	0	28,140	0		
5AC606	Construction (Cul De Sac - Proj. Carolina)	0	0	289,360	0		
5AC607	Engineering Cost	0	0	57,500	0		
5AC610	Mitigation Construction Plans	0	14,000	95,500	0		
5AC611	Mitigation	0	16,000	27,000	0		
5AC612	Permitting	0	0	7,500	0		
5AD558	Traffic Study - 12th Street Extension	0	0	26,000	0		
	****Total Capital**	**49,560**	**30,000**	**1,903,797**	**0**		
	Other Financing Uses						
814506	Op Trn to Saxe Gotha Industrial Park	0	0	260,000	0		
814516	Op Trn to Chapin Technology Park	0	318,429	799,144	0		
	****Total Other Financing Uses**	**0**	**318,429**	**1,059,144**	**0**		
	***** Total Budget Appropriation**	**49,560**	**348,429**	**2,962,941**	**0**		

SECTION V - PROGRAM OVERVIEW

Summary of Programs:

Program 1 – Economic Development Projects

Program 1: Economic Development

Objectives:

To interface with new industry and current industries to stimulate new investment in Lexington County. This investment involves physical capital. An investment in physical capital, i.e., land, building and infrastructure is central to the continued increased in the tax base of the County. This function is essential to building the communities that the County of Lexington strives to maintain and improve.

The goal is to work cooperatively with the Central SC; the South Carolina Department of Commerce; all the Utilities that serve the County; the various Units of Local Governments that comprise the County and the various Economic Development Allies. Additionally, to actively market and promote the County, internally and externally which would result in the fostering of new investment and job creation.

Service Standards:

a. To assist and advise the County Council, County Administrator and select department heads in all aspects of economic development.
b. To coordinate the economic development efforts with the County's Chief Legal Counsel.
c. To maintain an atmosphere of cooperation and support for industrial development.
d. To foster the creation of new product (industrial sites).
e. To continue to work to market the industrial sites in the County (both new and existing).
f. To sustain an annual plan of action.
g. To provide economic development educational opportunities, to staff, to increase the awareness of market trends, updated web appearance and information, all in an effort to better position and market the County.
h. To respond to the inquiries and needs of companies considering the County for a new location or fulfilling the needs of existing industry wishing to expand.
i. To continue to expand the existing industry call program.

SECTION V1.C. – Operating Line Item Narratives

461000 – Investment Interest **$ 5,228**

Based on YTD activity.

YTD activity	$2,614 ÷ 6 =	$435.67
	$435.67 x 12 =	$5,228.00

COUNTY OF LEXINGTON
FARMERS MARKET PROJECT
Annual Budget
Fiscal Year - 2013-14

Object Code	Revenue Account Title	Actual 2011-12	Received Thru Dec 2012-13	Amended Budget Thru Dec 2012-13	Projected Revenues Thru Jun 2012-13	Requested 2013-14	Recommend 2013-14	Approved 2013-14
	***Farmers Market Project 2002:**							
	Revenues:							
417100	Fee in Lieu of Taxes	127,752	96,715	0	0	0		
461000	Investment Interest	3	85	0	0	0		
490800	Loan Repayments	0	0	1,800,000	1,800,000	0		
	**** Total Revenue**	127,755	96,800	1,800,000	1,800,000			
	***** Total Appropriation**				0	0		
	FUND BALANCE Beginning of Year				(1,671,285)	128,715	128,715	128,715
	FUND BALANCE - Projected End of Year				128,715	128,715	128,715	128,715

Fund 2002
Division: Economic Development
Organization: 181100 - Economic Development Projects

Object Code	Expenditure Classification	2011-12 Expenditure	2012-13 Expend (Dec)	2012-13 Amended (Dec)	***BUDGET*** 2013-14 Requested	2013-14 Recommend	2013-14 Approved
	Operating Expenses						
534403	Farmer's Market Facility	0	0	0	0		
	*** Total Operating**	**0**	**0**	**0**	**0**		
	**** Total Personnel & Operating**	**0**	**0**	**0**	**0**		
	Capital						
	****Total Capital**	**0**	**0**	**0**	**0**		
	***** Total Budget Appropriation**	**0**	**0**	**0**	**0**		

SECTION V - PROGRAM OVERVIEW

Summary of Programs:

Program 1 – Economic Development Projects

Program 1: Economic Development

Objectives:

To interface with new industry and current industries to stimulate new investment in Lexington County. This investment involves physical capital. An investment in physical capital, i.e., land, building and infrastructure is central to the continued increased in the tax base of the County. This function is essential to building the communities that the County of Lexington strives to maintain and improve.

The goal is to work cooperatively with the Central SC; the South Carolina Department of Commerce; all the Utilities that serve the County; the various Units of Local Governments that comprise the County and the various Economic Development Allies. Additionally, to actively market and promote the County, internally and externally which would result in the fostering of new investment and job creation.

Service Standards:

a. To assist and advise the County Council, County Administrator and select department heads in all aspects of economic development.
b. To coordinate the economic development efforts with the County's Chief Legal Counsel.
c. To maintain an atmosphere of cooperation and support for industrial development.
d. To foster the creation of new product (industrial sites).
e. To continue to work to market the industrial sites in the County (both new and existing).
f. To sustain an annual plan of action.
g. To provide economic development educational opportunities, to staff, to increase the awareness of market trends, updated web appearance and information, all in an effort to better position and market the County.
h. To respond to the inquiries and needs of companies considering the County for a new location or fulfilling the needs of existing industry wishing to expand.
i. To continue to expand the existing industry call program.

COUNTY OF LEXINGTON
ECONOMIC DEVELOPMENT CCED GRANTS
Annual Budget
Fiscal Year - 2013-14

Object Code	Revenue Account Title	Actual 2011-12	Received Thru Dec 2012-13	Amended Budget Thru Dec 2012-13	Projected Revenues Thru Jun 2012-13	Requested 2013-14	Recommend 2013-14	Approved 2013-14
	*** Economic Development CCED Grants 2003:**							
	Revenues:							
452246	CCED # S1985 Michelin (Site Prep)	0	0	1,500,000	1,500,000	0		
452247	CCED # CL12102 Nephron Pharmacet	0	1,444,710	4,500,000	4,500,000	0		
452248	CCED # CL9044 Apex Tool Group	0	0	50,000	50,000	0		
452249	CCED # CL122011 Avtec, Inc.	0	0	100,000	100,000	0		
	**** Total Revenue**	0	1,444,710	6,150,000	6,150,000			
	***** Total Appropriation**				6,150,000	0		
	FUND BALANCE Beginning of Year				0	0	0	0
	FUND BALANCE - Projected End of Year				0	0	0	0

Fund 2003
Division: Economic Development
Organization: 181100 - Economic Development Projects

Object Code	Expenditure Classification	2011-12 Expenditure	2012-13 Expend (Dec)	2012-13 Amended (Dec)	***BUDGET*** 2013-14 Requested	2013-14 Recommend	2013-14 Approved
	Non-Operating Expenses						
536034	CCED # S1985 Michelin (Site Prep)	0	0	1,500,000	0		
537020	CCED # CL12102 Nephron Pharmaceutical	0	1,444,710	4,500,000	0		
537021	CCED # CL9044 Apex Tool Group	0	50,000	50,000	0		
537022	CCED # CL122011 Avtec, Inc.	0	100,000	100,000	0		
	*** Total Non-Operating**	**0**	**1,594,710**	**6,150,000**	**0**		
	**** Total Non-Operating**	**0**	**1,594,710**	**6,150,000**	**0**		
	Capital						
	****Total Capital**	**0**	**0**	**0**	**0**		
	***** Total Budget Appropriation**	**0**	**1,594,710**	**6,150,000**	**0**		

SECTION V - PROGRAM OVERVIEW

Summary of Programs:

Program 1 – Economic Development Projects

Program 1: Economic Development

Objectives:

To interface with new industry and current industries to stimulate new investment in Lexington County. This investment involves physical capital. An investment in physical capital, i.e., land, building and infrastructure is central to the continued increased in the tax base of the County. This function is essential to building the communities that the County of Lexington strives to maintain and improve.

The goal is to work cooperatively with the Central SC; the South Carolina Department of Commerce; all the Utilities that serve the County; the various Units of Local Governments that comprise the County and the various Economic Development Allies. Additionally, to actively market and promote the County, internally and externally which would result in the fostering of new investment and job creation.

Service Standards:

a. To assist and advise the County Council, County Administrator and select department heads in all aspects of economic development.
b. To coordinate the economic development efforts with the County's Chief Legal Counsel.
c. To maintain an atmosphere of cooperation and support for industrial development.
d. To foster the creation of new product (industrial sites).
e. To continue to work to market the industrial sites in the County (both new and existing).
f. To sustain an annual plan of action.
g. To provide economic development educational opportunities, to staff, to increase the awareness of market trends, updated web appearance and information, all in an effort to better position and market the County.
h. To respond to the inquiries and needs of companies considering the County for a new location or fulfilling the needs of existing industry wishing to expand.
i. To continue to expand the existing industry call program.

COUNTY OF LEXINGTON
ACCOMMODATIONS TAX
Annual Budget
FY 2013-14 Estimated Revenue

Object Code	Revenue Account Title	Actual 2011-12	Received Thru Dec 2012-13	Amended Budget Thru Dec 2012-13	Projected Revenues Thru Jun 2012-13	Requested 2013-14	Recommend 2013-14	Approved 2013-14
	***Accommodations Tax 2120:**							
	Revenues:							
420800	Accommodations Tax	260,822	247,184	246,050	320,000	261,250	261,250	
461000	Investment Interest	90	84	200	200	150	150	
	**** Total Revenue**	260,912	247,268	246,250	320,200	261,400	261,400	
	***** Total Appropriation**				280,000	388,500	316,953	
	FUND BALANCE Beginning of Year				80,666	120,866	120,866	
	FUND BALANCE - Projected End of Year				120,866	(6,234)	65,313	

	Estimated Total Accommodations Tax Funds:	300,000
	--- Minus General Fund Portion ----	25,000
	Sub-Total	275,000
	--- Minus General Fund 5% Portion ----	13,750
	*** Total Estimated Revenue	261,250
	Appropriation	261,250
**	Additional Appropriation - (One Time)	55,703
	--- Minus 30% Fund Portion ----	82,500
	Available for Appropriation (65% Funding)	234,453

COUNTY OF LEXINGTON
ACCOMMODATIONS TAX
Annual Budget
Fiscal Year - 2013-14

Fund 2120
Division: General Administrative
Organization: 101100 - County Council

Object Code	Expenditure Classification	2011-12 Expenditure	2012-13 Expend (Dec)	2012-13 Amended (Dec)	BUDGET 2013-14 Requested	BUDGET 2013-14 Recommend	BUDGET 2013-14 Approved
	Operating Expenses						
	Advertising and Promotion (30% Fund)						
534212	Capital City Lake Murray Country	82,365	50,912	115,000	85,000	82,500	
	Tourism Related Exp. (65% Fund)						
534201	Columbia Metro Convention/Visitor Bureau	0	2,375	9,500	25,000	25,000	
534204	West Metro Chamber of Commerce	15,000	3,375	13,500	14,000	14,000	
534205	Lexington Chamber of Commerce	15,000	2,125	8,500	45,000	12,500	
534206	Batesburg/Leesville Cham. of Comm.	5,000	1,000	4,000	5,000	5,000	
534209	Lex. Cty. Recreation Softball Tournament	30,000	0	30,000	30,000	30,000	
534220	Riverbanks Zoo	40,000	10,000	40,000	50,000	50,000	
534228	Lexington County Museum	677	1,375	5,500	7,000	7,000	
534231	Chapin Chamber of Commerce	5,000	1,125	4,500	7,000	7,000	
534233	Columbia Regional Sports Council	5,000	1,375	5,500	10,000	10,000	
534242	Irmo/Chapin Recreation Commission	10,000	3,000	12,000	40,000	26,000	
534244	Lex. Cty. Recreation & Aging - Tennis	15,000	0	20,000	20,000	20,000	
534252	Greater Irmo Chamber of Commerce	7,000	1,875	7,500	10,000	10,000	
534254	LCAA/Village Square Theatre	1,000	1,000	4,000	20,000	5,953	
534272	South Carolina State Museum	0	0	0	20,500	12,000	
534275	Irmo-Chapin Recreation Comm. - Celebration of Art (Naturally Inspires)	0	0	500	0	0	
534279	Lexington Dixie Baseball - Youth World Series	3,000	0	0	0	0	
534280	Columbia Museum of Arts	1,500	0	0	0	0	
	*** Total Operating**	**235,542**	**79,537**	**280,000**	**388,500**	**316,953**	
	**** Total Personnel & Operating**	**235,542**	**79,537**	**280,000**	**388,500**	**316,953**	
	***** Total Budget Appropriation**	**235,542**	**79,537**	**280,000**	**388,500**	**316,953**	

Capital City
Lake Murray
Country

...Regional Tourism District
Promoting Columbia, Lake Murray, Lexington, Newberry, Richland & Saluda

Jewel of South Carolina



November 29, 2012

Ms. Judy Busbee, Assistant Clerk to Council
Lexington County Council
212 South Lake Drive, Suite 601
Lexington, SC 29072

RE: Lexington County Atax Funding 2013-2014

Dear Judy:

On behalf of Capital City/Lake Murray Country RTB, we are enclosing our completed application for funding and the necessary requested documents for consideration.

We appreciate the support from Lexington County Council and will continue to strive in spending these dollars for marketing and to give the county the best return on the investment in tourism.

Please let us know if you have any questions or how we can assist Lexington County.

Sincerely,

Miriam Atria
President CEO

Enclosures

County of Lexington
Accommodations Tax Fund
FY 2013/2014

APPLICATION

1. Name of Project/Event: CCLMC Leisure Marketing & Promotion/Visitors Center

2. Sponsoring Organization: Capital City/Lake Murray Country Regional Tourism Board (CCLMC)

   Mailing Address: P. O. Box 1783, Irmo, SC 29063

3. Event/Project Director:

   Name Miriam Atria Title President/CEO

   Telephone 803-781-5940 ext 4 Alternate Telephone 803-781-2105

   Fax Number n/a

   Email miriam@lakemurraycountry.com

4. Event Website: LakeMurrayCountry.com; scjewel.com

5. Event/Project Category (*Check One*):
   - ☐ Tourism, Advertising/Promotion - *see #10 for advertising/promotion sources*
   - ☐ Tourism Related Expenditures: _____

6. Project Timeline: Beginning date 07-01-2013 End date 06-30-2014

7. Location of Project/Event: 4 - county region

8. Number of employees: #Full-time 4 #Part-time 2

9. Do you advertise outside a 50-mile radius? ☒Yes ☐No

10. If yes to #9, please check all that apply to advertising sources outside of Lexington County:
    - ☐ Rack Cards - # distributed 300,000
    - ☐ Brochures - # distributed 150,000 plus web
    - ☐ Posters - # distributed 25,000+
    - ☐ Magazine Ads - # ads 62 (list ads and distribution range on separate sheet)
    - ☒ Newspaper Ads - # ads 5 (list newspapers and distribution range on separate sheet)
    - ☒ Television Ads - # ads 440 (list stations and viewing range on separate sheet)
    - ☐ Radios Ads - # ads 675 (list stations and listener range on separate sheet)
    - ☐ Billboards - # ads 5 (list number and location of billboards on separate sheet)
    - ☒ Websites - # web pages other than primary website # 300+ (list on separate sheet with target audience)
    - ☒ Other than listed above: Travel Shows, National & Regional Tourism Conference, Mtgs, Sales (list on separate sheet with target audience)

11. How many people do you expect to attend? 275,000+

12. Of this number, how many are tourists? 175,000+ (Tourists: "*People taking trips outside of their home communities for any purpose, except daily commuting to and from work.*") [SC Code of Laws, Chapter 6, Section 6-4-5 (4)].

13. List the methods used to track tourists:
- ☐ Web page inquires - estimated inquires per month 32,541
- ☒ Phone call inquiries - estimated phone calls per month 3,124
- ☒ Brochure mailings - estimated brochures mailed per month 6,221
- ☒ Event ticket sales - estimated tickets sold per event 1,000
- ☒ Event registration - estimated registrants per event 250+
- ☒ Hotel sales - estimated sales per event/per month $14,714 (Rooms below with ARR of $79)
- ☐ License plates - estimated count per event 20,200+
- ☒ Surveys - estimated number of responses per survey 9,000+
- ☒ Other than listed: We track hotel rooms from on-line registrations through Jack Rabbit Hotel booking service rooms reported in applciation are actuall booked from website or group bookings, camping fees.

14. County accommodations funds are generated from the hotels in the unincorporated areas of the County. Please list the hotels and number of room nights you have used or plan to use for your event/project located in the unincorporated areas of Lexington County only:
Doubletree by Hilton - Bush River 450+, Comfort Suites, Main 245+, Hampton Inn, Airport 70+, Holiday Inn Express, Harbison Blvd, 180+, Lexington Wingate by Wynham 100+, Ramada - S Lake Drive 260+, Hampton Inn, Columbia Ave 200+, Holiday Inn Airport 25+. Extended Stay Deluxe, Irmo 280+, Courtyard by Marriott NEW 350+, Holiday Inn, McSwain Drive 75+ Vactionhome rentals - 196 "hotel/cabin rooms on Lake Murray" through vacation home rentals/camping/tracked 20,817 nights.

15. Please indicate you have read: **Chapter 6, Sections 6-4-5 (4) and 6-4-10, SC Code of Laws, 1976**? ☒Yes ☐No

16. Project Budget - **Request for funds must meet the requirements of Chapter 6, Section 6-4-10, SC Code of Laws, 1976, as amended.**

a. Estimated total cost of Project $ 628,000
b. Amount of Accommodations Funds requested for this Project: $ 30% allocation (Projected @ $85.,000)
c. This request equals what percent of the total Project/Event Budget? 14 %
d. List specifically what the funds will be used for and the estimated amount i.e. brochures - $1,500, etc.

17. Has your project or organization previously received Accommodations Tax Funds?
☒Yes ☐No

a. If yes, state year 2011/2012, amount $ 363,344, source 4 County Region, and purpose: Leisure marketing/promotion for 4 County/operation of Visitors Center - 7 days a week.

b. For each award year, did you expend 100% of the Accommodations Tax Funds you received?
☒Yes ☐No

c. If no, please explain:

County of Lexington
Accommodations Tax Fund
FY 2013/14

FUNDING SOURCES

Organization:

List of Funding Sources	Actual 2011/12	Current 2012/13	Estimated 2013/14
County of Lexington Atax	82,365	77,700	85,000
City of Columbia Atax	167,600	170,000	180,000
City of Columbia Htax	0	150,000	0
Richland County Htax	12,332	50,000	100,000
Richland County Atax	132,290	115,000	145,000
Saluda County Atax	750	750	1,500
Newberry County Atax		5,016	6,500
SCDNR	0	33,000	20,000
SCPRT - Marketing Funds	126,900	90,000	90,000
TOTALS	522,237	691,466	628,000

County of Lexington
Accommodations Tax Fund
FY 2013/14

EXPENDITURES

Organization:

List of Expenditures	Actual 2011/12	Current 2012/13	Estimated 2013/14
Ad Production	21,106	27,942	12,500
Boat/Truck Billboard	5,184	0	2,500
Brochures	20,425	36,200	36,200
Fishing Tournaments	117,496	212,550	242,950
Print Media Ads	49,575	62,034	62,000
Promotional Events	79,602	73,000	75,000
Radio	1,445	10,800	14,800
SCATR	3,500	3,500	3,500
Television	26,250	133,021	62,550
Trade/Travel Shows	6,043	17,500	8,500
Web Marketing	35,314	43,100	25,000
Welcome Centers/ Kiosk	6,222	12,500	12,500
Visitors Center	37,127	59,319	60,000
TOTALS	409,289	691,466	628,000

18. Type of Organization:

Please check one:

- ☐ County
- ☐ Municipal
- ☐ Non-profit Organization
- ☐ Community service club, church, etc.
- ☐ 501(c) 3
- ☒ Other: Regional Tourism Organization

Note: For-profit organizations are not eligible for Accommodations Tax Funds

19. Project description - please attach a report with the following information needed by the Tourism Expenditure Review Committee to be sure that the event/project was in accordance to Section 6-4-10 of the S.C. Code of Laws (***Use separate sheet for Project Description if needed***):
    a. General description
    b. State the benefit that this project will serve toward promoting tourism and the Lexington County Community
    c. Total attendance to the event/project versus the number of total tourists in attendance
    d. Economic impact generated by tourism to the event/project
    e. Overall description of how the event/project attracts and promotes tourists to the area and specifically how the Accommodations Tax Funds were used to accomplish this
    f. Additional comments: CCLMC's regional tourism organization continues to partner with SCPRT in it's national TV campaigns allowing this region to pool marketing dollars and increase awarness of the lake, outdoor recreational opportunities for all attractions and tourism related products. CCLMC is known for getting the largest bang for the dollar by stretching advertising dollars with smart media buys while at the same time actually creating, supporting and luring major national events EACH YEAR to Lexington County, the region and Lake Murray. The repeatative brand - Jewel of SC is being exposed nationally and regionally. Lake Murray continues to be the largest draw for "overnight" leisure visitors throughout the year.

PLEASE NOTE: Applicant and/or representatives must be present during review process by the Accommodations Tax Advisory Board in order to be considered for funding.

Signature of Event/Project Director:

Miriam Atria	President/CEO
Print Name	Title
Miriam Atria	11-30-12
Signature	Date

19. Project Description

A. **General description**: We are requesting funds to (1) support our core advertising and marketing promotional efforts to promote region as a VACATION DESTINATION and: (2) increase project impact through additional events, (3) daily operation of the regional Visitors Center; Maintain web URLs driving traffic to various market niches.

B. **State the benefit that this project will serve toward promoting tourism and the Lexington County Community.** As a destination marketing organization, CCLMC is promoting Lexington DAILY. As one of the state's 11 regional tourism organizations, we are able to pool marketing dollars from state and region to provide regional and national marketing exposure for Lexington County. The end results are a stronger marketing presence and bringing visitors into the area. CCLMC is selling this region as a "Vacation Destination" on a national level.

C. **Total attendance to the event/project versus the number of total tourists in attendance:** to the event/project verses the number of total tourists in attendance. In 2011/2012, we tracked over 423,284 visitors into the four county region through attendance from buses tours, tournaments, special events and attraction visits 185,352 were tracked as out of the area.

D. **Economic impact generated by tourism to the event/project.** CCLMC generated $24,214.87 in tourism revenues in 2011-2012 . Growth from 2006 to 2011 in hunting and fishing interests were – a national average of 11% with a 9% increase in fishing while showing a 4% increase in population. Specific to SC, a 40% increase in hunting and fishing participants with an 8% population increase (*Source US Fish and Wildlife Service, US Census).

E. **Overall description of how the event project attracts and promotes tourists to the area and specifically how the Accommodation Tax Funds were used to accomplish this.** 100% of the funds received from Lexington County are used to market and advertise to potential visitors across the US and world.

Specific advertising examples:

Television - *"Come Alive"* National TV Ad Campaign -

Oakley Big Bass Tour TV Show segment: *"Come Alive"* 30 sec ad to air on World Fishing Network and Sports SportsSouth, to approximately 12.9+ million households.
WFN to run 13 weeks and SportsSouth to run 6 weeks.
Flight dates 1-31thru 2/27 and 3-14 thru 4-10
Conservative numbers 40+M households and total impressions for Sunday airing and re-airs of the actual Oakley Big Bass Tour event will be shown on above channels as well after event, September 2013.

FLW Outdoors TV - *"Come Alive"* 60 sec web ad running in conjunction with full page print magazine ad - schedule starting in January 2013. Running on web streaming with over 800,000 visitors A DAY! FLW will be broadcast nationally on NBC Sports and internationally on Matchroom Sports and WFN to a combined audience of more than 500 million household.

Bob Redferns' Outdoor Magazine – *"Come Alive"* 30 second ad - Prime first run broadcasts 71 each week – total average weekly delivery ratings: 626,438 on NBC Sports Outdoors Network, Fox Sports Net,(FSS) Pursuit Outdoor Network on in Florence, Myrtle Beach, SC - Lumberton, NC – through Comcast – Charleston, SC Augusta, Ga, Savannah, GA – December 2012/January 2013.

SCPRT – Media Buy – *"Come Alive"* 30 second running within the SC TV ad block – state ad runs 40 sec – Lake Murray Country 30 sec runs in same block. February – April 2013 - 379 units through the (NCC) National Cable Communications on Networks like A&E, TNT History Channel, ESPN, Food Network, HGTV, Bravo and more for 9 weeks in Atlanta, Augusta, Charleston, Charlotte, Chattanooga, Greensboro, Winston Salem, High Point, Greenville Spartanburg, Asheville, Anderson, Knoxville, Macon, Myrtle Beach , Florence, Savannah.

WACH FOX – SPECIAL PROMOTION - **a 30 minute TV show** to air July 4, 2013 highlighting the boat parade and July 4th fireworks at Lake Murray. This was done in July 2012 - a very smart media buy with WACH – FOX covering well outside the Lake Murray Country region into Aiken, Florence, Sumter, etc.

CCLMC continues strong presence on the web with banner ads.

Web/EBlast (Total of 1.67k visits from U.S plus 47 foreign countries - 67.33% new visitors.)

- Web ads (28) – featured destination on Top Southeast Destinations.
- Web-site features - online booking service, user friendly calendar of events, featured blogs, business spotlights & more optimization of site last year has increased site performance. Creating special restaurant ads for Web/Facebook for "tourist related businesses". A direct link to Lake MurrayFun.com provingVisitor Information.
- EBLAST – bi-monthly on-line newsletter of events, tourism announcements, etc.
- Facebook fans 9,000 and growing!
- Websites - 3 lakemuuraycountry.com (over 300) scjewel.com (mirror site ad purposes over 300) scbustours.com (30) counting link back to scjewel.com)
- **NEW Mobile Website – lakemurraycountry.com – "Lake Murray App"**
- Carolinaliving.com and magazine reaching the retirement/relocation market - 250,000 cir with 15,000 bookstore, newsstand shelves. The Hot Destinations & Attractions Package - 12 ads for lake and boating/fishing preferences.
- FLW Outdoors is running a banner ad which is CCLMC full page spread ad – customer clicks on man fishing and CCLMC's TV ad appears.
- All the banners link to *"Come Alive"* video.
- Bob Redfern Outdoor Magazine running "Come Alive" video on Facebook and web page at bobredfern.com, facwebook.com/bobredfern, youtube.com/bobredferntv, twitter.com/bobredfern.

Group Tour

Continued assistance offered to Motorcoach Market to book buses into region. Travel South/ABA.

Publications Ads Scheduled or TBD

South Carolina Smiles – (Full page Inside Cover – as well as on-line with 50 second web ad)
Travel South Tour Planner
Retire South 65,000 circ
FLW Outdoors –18 publications 1.4m circ - worldwide
American Road Magazine 375,000 circ
Carolina Living 75,000 circ – NC/SC markets
FLW Outdoors – Bass Edition - 850,000 circ - nationwide
Home and Away Magazine – Ohio market - 225,000 circ
The Local Edge - Full Page Ad
Palmetto Parents – regional markets
Bird Watchers Digest – East North Center – South Atlantic markets
SC DNR Rules & Regs
BASS
Anglerschannel – Lake Guide – 150,000 copies
Southern Living -140,000 circulation market to only SC – statewide – Summer 2013 – Purple Martins
Bob Redfern's Outdoor Magazine

Sports Destination Management – Fishing Series – Spring 2013
Home & Away
AAA
Boating Magazine
...and more to come

Radio

675 Radio spots total population for schedule time= 600,000+ on 4 stations covering Columbia, Lexington, Newberry, Saluda, Orangeburg, Sumter, Rock Hill, Greenwood, etc.

An agreement with Z-93 – The Lake – Lake Murray Country - promoting Jewel of South Carolina brand daily. This station does reach outside our region as well as helping to spread the brand of Lake Murray Country.

The Taste of Lake Murray ads will run through Cumulus Broadcasting and Z-93 (March 2013) and then the July 4th Celebration promoting regional events for July 4th holidays will run on same stations – 400+ ads.

GOLF

We promote the golf market through partnership with the other regional tourism offices throughout the year. CCLMC participates in various Golf Writers Fam Trips. We will repeat this event this year and hope to get more writers and press. **FORE Georgia** reaching 426,500 golfers and 803 members of the GAPGA. (More golf ads to come - based on funding).

Other Notes:

- During the past year, CCLMC tracked 18 local fishing tournaments around lake with 14,850 which included pre and post fishing trips/nights.
- Large screen banner ads at Ft. Mill & North Augusta Welcome Centers.
- Relocation/Retirement numbers as of this application: Retirement/relocation leads to area realtors – generated 181 room nights

FLW Outdoors National Collegiate Event drew 918 room nights – caught some fishing participants at Doubletree by Hilton in March 2012 – they were pre-fishing for event held April 2012. Event televised on NBC Sports May 2012, September 2012, October 2012 audience of over 92 million.

Some other projects/events include:
March 2013 -Taste of Lake Murray
March 2013 - BFL Regional Tournament Event in conjunction with SC DNR & Palmetto Sportsman's Classic (weigh-ins to take place at the Classic. High school fishing students will compete for college scholarships – participants from all across SC.
June 2013 – Lake Murray July 4th Fireworks Celebration
September 2013 – Oakley Big Bass Tour Event
September 2013 – Pam Am Dragon Boat Races - 350 competitors from FL, GA, TN, SC, NC.
March 2013 – Professional Outdoor Media Association Conference - 1.5 Million in Potential FREE PRINT MEDIA
CONFIDENTIAL **National Tour Event** – advertising to start during 2012-2013 budget year.

Capital City/Lake Murray Country RTB
Statement of Financial Income and Expense
July 2011 through June 2012

	Unclassified	TOTAL
Income		
Advertising Income	98,315.00	98,315.00
Corporate Sponsors	5,000.00	5,000.00
Membership Income	9,150.00	9,150.00
Merchant Reimbursements	123.50	123.50
QtlyAtax/Hospitality Grants	530,692.46	530,692.46
State Grants	394,423.41	394,423.41
Visitors Center	5,267.23	5,267.23
Total Income	1,042,971.60	1,042,971.60
Gross Profit	1,042,971.60	1,042,971.60
Expense		
Computer Repair/Maintenance	292.24	292.24
Contract Services	2,325.00	2,325.00
Depreciation Expense	13,780.00	13,780.00
Dues & Subscriptions	495.99	495.99
Equipment/Leasing	864.04	864.04
Insurance	52,928.49	52,928.49
Interest/CCard Fees/Bank Ser...	29,954.53	29,954.53
Marketing & Advertising	418,000.17	418,000.17
Materials For Resale	262.84	262.84
Meetings	19,571.65	19,571.65
Office Supplies	4,517.03	4,517.03
Payroll Expenses	337,978.46	337,978.46
Petty Cash	107.59	107.59
Postage	4,334.09	4,334.09
Printing	623.81	623.81
Reclass Expenses	0.00	0.00
Telephone	11,044.90	11,044.90
Travel	13,815.28	13,815.28
Visitors Center Expenses	66,863.93	66,863.93
Total Expense	977,760.04	977,760.04
Net Income	**65,211.56**	**65,211.56**

Capital City/Lake Murray Country RTB
Statement of Financial Position
As of November 30, 2012

	Nov 30, 12	Nov 30, 11	$ Change	% Change
ASSETS				
Current Assets				
Checking/Savings				
Ameris Bank-Checking	53.91	53.91	0.00	0.0%
Regions Checking Account	121,346.85	9,921.17	111,425.68	1,123.1%
Total Checking/Savings	121,400.76	9,975.08	111,425.68	1,117.0%
Accounts Receivable				
Accounts Receivable	60,525.48	4,752.50	55,772.98	1,173.6%
Total Accounts Receivable	60,525.48	4,752.50	55,772.98	1,173.6%
Other Current Assets				
Prepaid Expenses	0.00	7,576.45	-7,576.45	-100.0%
Undeposited Funds	0.00	64.00	-64.00	-100.0%
Total Other Current Assets	0.00	7,640.45	-7,640.45	-100.0%
Total Current Assets	181,926.24	22,368.03	159,558.21	713.3%
Fixed Assets				
Accumulated Depreciation	-172,029.00	-158,249.00	-13,780.00	-8.7%
Building Structure	406,718.00	406,718.00	0.00	0.0%
Computers	5,432.00	5,432.00	0.00	0.0%
Historic Structure	52,000.00	52,000.00	0.00	0.0%
Property,Plant,Equipment	134,264.00	134,264.00	0.00	0.0%
Total Fixed Assets	426,385.00	440,165.00	-13,780.00	-3.1%
TOTAL ASSETS	**608,311.24**	**462,533.03**	**145,778.21**	**31.5%**
LIABILITIES & EQUITY				
Liabilities				
Current Liabilities				
Accounts Payable				
Accounts Payable	285.00	37,785.00	-37,500.00	-99.3%
Total Accounts Payable	285.00	37,785.00	-37,500.00	-99.3%
Credit Cards				
BOA - A5298	10,834.26	11,765.13	-930.87	-7.9%
BOA - B5201	1,479.51	1,480.59	-1.08	-0.1%
BOA -E0337	974.70	1,055.50	-80.80	-7.7%
BOA -H5352	1,017.94	1,859.83	-841.89	-45.3%
Credit Card	0.00	1,298.05	-1,298.05	-100.0%
Wells Fargo #5814	-527.68	8,236.00	-8,763.68	-106.4%
Wells Fargo #7250	9,052.25	18,968.00	-9,915.75	-52.3%
Total Credit Cards	22,830.98	44,663.10	-21,832.12	-48.9%
Other Current Liabilities				
First Palmetto Bank	5,042.04	10,300.00	-5,257.96	-51.1%
First Reliance Bank	0.00	4,208.22	-4,208.22	-100.0%
NP-AMEX	0.00	-124.25	124.25	100.0%
Payroll Liabilities	14,416.08	23,769.89	-9,353.81	-39.4%
Region's Overdraft Acco...	-613.55	20,374.56	-20,988.11	-103.0%
Total Other Current Liabiliti...	18,844.57	58,528.42	-39,683.85	-67.8%
Total Current Liabilities	41,960.55	140,976.52	-99,015.97	-70.2%
Long Term Liabilities				
Regions Bank Mortgage	213,022.01	222,997.82	-9,975.81	-4.5%
Total Long Term Liabilities	213,022.01	222,997.82	-9,975.81	-4.5%
Total Liabilities	254,982.56	363,974.34	-108,991.78	-29.9%

Capital City/Lake Murray Country RTB
Statement of Financial Position
As of November 27, 2012

	Nov 27, 12	Nov 27, 11	$ Change	% Change
ASSETS				
Current Assets				
Checking/Savings				
Ameris Bank-Checking	53.91	53.91	0.00	0.0%
Regions Checking Account	61,396.55	12,964.48	48,432.07	373.6%
Total Checking/Savings	61,450.46	13,018.39	48,432.07	372.0%
Accounts Receivable				
Accounts Receivable	60,250.48	8,602.50	51,647.98	600.4%
Total Accounts Receivable	60,250.48	8,602.50	51,647.98	600.4%
Other Current Assets				
Prepaid Expenses	0.00	7,576.45	-7,576.45	-100.0%
Undeposited Funds	0.00	64.00	-64.00	-100.0%
Total Other Current Assets	0.00	7,640.45	-7,640.45	-100.0%
Total Current Assets	121,700.94	29,261.34	92,439.60	315.9%
Fixed Assets				
Accumulated Depreciation	-172,029.00	-158,249.00	-13,780.00	-8.7%
Building Structure	406,718.00	406,718.00	0.00	0.0%
Computers	5,432.00	5,432.00	0.00	0.0%
Historic Structure	52,000.00	52,000.00	0.00	0.0%
Property,Plant,Equipment	134,264.00	134,264.00	0.00	0.0%
Total Fixed Assets	426,385.00	440,165.00	-13,780.00	-3.1%
TOTAL ASSETS	548,085.94	469,426.34	78,659.60	16.8%
LIABILITIES & EQUITY				
Liabilities				
Current Liabilities				
Accounts Payable				
Accounts Payable	285.00	37,785.00	-37,500.00	-99.3%
Total Accounts Payable	285.00	37,785.00	-37,500.00	-99.3%
Credit Cards				
Credit Card	0.00	1,298.05	-1,298.05	-100.0%
Credit Cards	22,824.98	43,289.57	-20,464.59	-47.3%
Total Credit Cards	22,824.98	44,587.62	-21,762.64	-48.8%
Other Current Liabilities				
AMEX	0.00	-124.25	124.25	100.0%
First Palmetto Bank	5,042.04	10,300.00	-5,257.96	-51.1%
First Reliance Bank	0.00	4,208.22	-4,208.22	-100.0%
Payroll Liabilities	16,897.07	18,356.37	-1,459.30	-8.0%
Region's Overdraft Acco...	-613.55	20,374.56	-20,988.11	-103.0%
Total Other Current Liabilit...	21,325.56	53,114.90	-31,789.34	-59.9%
Total Current Liabilities	44,435.54	135,487.52	-91,051.98	-67.2%
Long Term Liabilities				
Regions Bank Mortgage	213,022.01	222,997.82	-9,975.81	-4.5%
Total Long Term Liabilities	213,022.01	222,997.82	-9,975.81	-4.5%
Total Liabilities	257,457.55	358,485.34	-101,027.79	-28.2%
Equity				
Retained Earnings	189,984.56	124,773.00	65,211.56	52.3%
Net Income	100,643.83	-13,832.00	114,475.83	827.6%
Total Equity	290,628.39	110,941.00	179,687.39	162.0%
TOTAL LIABILITIES & EQUITY	548,085.94	469,426.34	78,659.60	16.8%

County of Lexington
Accommodations Tax Fund
FY 2012/13 FINAL REPORT



I. PROJECT INFORMATION:

Organization Name: Capital City/Lake Murray Country Regional Tourism Board

Project/Event Name: CCLMC Marketing Promotion & Visitors Center

Contact Name: Miriam Atria Phone: 803-781-5940 ext. 4

II. PROJECT COMPLETION:

Were you able to complete the project/event as stated in your original application?

If no, state any problems you encountered: Lexington County ATAX dollars matched with state funding to continue national TV AD selling the region as a vacation destination.

III. PROJECT SUCCESS:

Please share any additional comments regarding the project (e.g., lessons learned, successes, problems encountered, etc.):

Increase in social media and lakemurraycountry.com total of 1.94k visits from U.S. plus 35 foreign counties - 77.47% new visitors to LakeMurrayCountry.com - Boat/Truck logged 9,000+ miles across U.S. New TV ad campaign launched.

IV. PROJECT ATTENDANCE:

Record numbers in table below as requested by the Tourism Expenditure Review Committee. Numbers are to reflect attendance and funds received for projects for current and previous years.

	2012/13 Current Year	2011/12 Previous Year
Total Budget of Event/Project	TBD	409,289
Amount Funded by the Lexington County Accommodations Tax Fund	TBD	82,365 ***
Amount Funded by the Lexington County Accommodations Tax Funds from all Sources	TBD	368,360 ***
Total Attendance	TBD	423,284
Total Tourists*	TBD	185,352

**Tourists are generally defined as those who travel 50 miles or more to attend.*

*** Amounts changed due to funds in receipt after FY.

V. METHODS:

Please describe the methods used to capture the attendance data listed above (license plates, surveys, etc.): Event on-line forms, car tag, state park stats, non-res license, zip codes, web hotel bookings, visitor center, tournament survey economic impact studies and participant forms.

VI. PROJECT BUDGET:

Attach a report indicating what project expenses were paid for using the Lexington County Accommodations Tax Funds for the fiscal year.

VII. ORGANIZATION SIGNATURE:

Provide signature of official with the organization verifying accuracy of above statements.

Miriam Atria — Print Name

President/CEO — Title

Miriam Atria — Signature

November 29,2012 — Date

County of Lexington
Accommodations Tax Fund
FY 2013/2014



APPLICATION

1. Name of Project/Event: Marketing Lexington County to Convention Planners & Tourists

2. Sponsoring Organization: Columbia Metropolitan Convention & Visitors Bureau

   Mailing Address: 1101 Lincoln St. Columbia SC 29201

3. Event/Project Director:

   Name Kelly Barbrey Title VP of Sales & Marketing

   Telephone 803-545-0018 Alternate Telephone 803-545-0007

   Fax Number 803-545-0013

   Email kbarbrey@columbiaauthority.com

4. Event Website: www.columbiacvb.com

5. Event/Project Category (*Check One*):
   ☑ Tourism, Advertising/Promotion - *see #10 for advertising/promotion sources*

   ☐ Tourism Related Expenditures: _____

6. Project Timeline: Beginning date 7/1/2013 End date 6/30/2014

7. Location of Project/Event: Lexington County and the entire Columbia Metropolitan Area

8. Number of employees: #Full-time 14 #Part-time 2

9. Do you advertise outside a 50-mile radius? ☑Yes ☐No

10. If yes to #9, please check all that apply to advertising sources outside of Lexington County:
    - ☐ Rack Cards - # distributed _____
    - ☑ Brochures - # distributed 160,000
    - ☐ Posters - # distributed _____
    - ☑ Magazine Ads - # ads 50 (list ads and distribution range on separate sheet)
    - ☐ Newspaper Ads - # ads _____ (list newspapers and distribution range on separate sheet)
    - ☑ Television Ads - # ads _____ (list stations and viewing range on separate sheet)
    - ☐ Radios Ads - # ads _____ (list stations and listener range on separate sheet)
    - ☑ Billboards - # ads _____ (list number and location of billboards on separate sheet)
    - ☐ Websites - # web pages other than primary website # _____ (list on separate sheet with target audience)
    - ☑ Other than listed above: online advertising, search engine marketing, direct mail (list on separate sheet with target audience)

11. How many people do you expect to attend? 82,500

12. Of this number, how many are tourists? 82,500 (Tourists: "*People taking trips outside of their home communities for any purpose, except daily commuting to and from work.*") [SC Code of Laws, Chapter 6, Section 6-4-5 (4)].

13. List the methods used to track tourists:
- ☑ Web page inquires - estimated inquires per month 53,028
- ☐ Phone call inquiries - estimated phone calls per month
- ☐ Brochure mailings - estimated brochures mailed per month
- ☐ Event ticket sales - estimated tickets sold per event
- ☐ Event registration - estimated registrants per event
- ☑ Hotel sales - estimated sales per event/per month 4,583
- ☐ License plates - estimated count per event
- ☐ Surveys - estimated number of responses per survey
- ☑ Other than listed:
  We utilize the DMAI Event Impact Calculator to track economic impact of conventions we book. In addition to hotel room nights contracted, this calculator accounts for additional hotel rooms used.

14. County accommodations funds are generated from the hotels in the unincorporated areas of the County. Please list the hotels and number of room nights you have used or plan to use for your event/project located in the unincorporated areas of Lexington County only:
Best Western Executive Inn & Suites – 470, Hampton Inn I-26 Airport – 400
Clarion Inn Airport – 240, Microtel Inn & Suites Columbia Harbison – 50
Country Inn & Suites Columbia Harbison – 280, Ramada Limited Lexington – 185
Doubletree by Hilton – 2,600, Travelodge Columbia West - 185

15. Please indicate you have read: **Chapter 6, Sections 6-4-5 (4) and 6-4-10, SC Code of Laws, 1976**? ☑Yes ☐No

16. Project Budget - **Request for funds must meet the requirements of Chapter 6, Section 6-4-10, SC Code of Laws, 1976, as amended.**

a. Estimated total cost of Project $ 2,309,480.00
b. Amount of Accommodations Funds requested for this Project: $ 25,000.00
c. This request equals what percent of the total Project/Event Budget? 1.10 %
d. List specifically what the funds will be used for and the estimated amount i.e. brochures - $1,500, etc. Advertising and Promotions

17. Has your project or organization previously received Accommodations Tax Funds?
☑Yes ☐No

a. If yes, state year FY12-13 , amount $ 9,500.00 , source Lex. Co. A-Tax , and purpose: Advertising and Promotoins

b. For each award year, did you expend 100% of the Accommodations Tax Funds you received?
☑Yes ☐No

c. If no, please explain: N/A

18. Type of Organization:
Please check one:

- ☐ County
- ☐ Municipal
- ☐ Non-profit Organization
- ☐ Community service club, church, etc.
- ☐ 501(c) 3
- ☑ Other: Official Destination Marketing Organization (Non-Profit)

Note: For-profit organizations are not eligible for Accommodations Tax Funds

19. Project description - please attach a report with the following information needed by the Tourism Expenditure Review Committee to be sure that the event/project was in accordance to Section 6-4-10 of the S.C. Code of Laws (***Use separate sheet for Project Description if needed***):
    a. General description
    b. State the benefit that this project will serve toward promoting tourism and the Lexington County Community
    c. Total attendance to the event/project versus the number of total tourists in attendance
    d. Economic impact generated by tourism to the event/project
    e. Overall description of how the event/project attracts and promotes tourists to the area and specifically how the Accommodations Tax Funds were used to accomplish this
    f. Additional comments:

Please see attached.

PLEASE NOTE: Applicant and/or representatives must be present during review process by the Accommodations Tax Advisory Board in order to be considered for funding.

Signature of Event/Project Director:

Kelly Barbery	VP of Sales & Marketing
Print Name	Title
Kelly Barbery	12/19/12
Signature	Date

County of Lexington
Accommodations Tax Fund
FY 2013/14

FUNDING SOURCES

Organization: Columbia Metropolitan CVB

List of Funding Sources	Actual 2011/12	Current 2012/13	Estimated 2013/14
Richland County Hospitality Tax	$18,972.00	$49,790.00	$49,790.00
Richland County Accommodations Tax	$190,080.00	$200,000.00	$200,000.00
Lexington County Accommodations Tax	$0.00	$9,500.00	$25,000.00
City of Columbia Accommodations Tax	1,147,580	1,142,400	1,142,400
Town of Lexington	$1,000.00	$0.00	$0.00
City of Cayce Accommodations Tax	$1,500.00	$1,500.00	$1,500.00
Visitors Center Merchandise Sales	$15,291.00	$9,000.00	$9,000.00
Private Funding Sources - Marketing In-Kind	$310,000.00	$310,000.00	$310,000.00
SCPRT Destination Specific Marketing Fund	$310,000.00	$310,000.00	$300,000.00
Visitors Guide Advertising Sales	$85,748.00	$100,000.00	$100,000.00
Interest Earned	$293.72	$3,000.00	$3,000.00
Miscellaneous Revenue	$1,815.00	$3,800.00	$3,800.00
	2,082,279.72	2,138,990	2,144,490

County of Lexington
Accommodations Tax Fund
FY 2013/2014

EXPENDITURES

Organization: Columbia Metropolitan CVB

List of Expenditures	Actual 2011/12	Current 2012/13	Estimated 2013/14
Salaries	$544,512.00	$641,778.00	$641,778.00
Benefits	$137,699.00	$186,750.00	$186,750.00
Sales Incentives	$52,902.00	$55,000.00	$55,000.00
Collateral Materials	$40,300.00	$62,000.00	$62,000.00
Tradeshows	$27,518.00	$30,495.00	$30,495.00
Travel & Entertainment	$21,274.00	$25,000.00	$25,000.00
Promotional Materials	$14,371.00	$8,500.00	$8,500.00
Postage	$10,197.00	$10,000.00	$10,000.00
Telephone	$16,356.00	$21,450.00	$21,450.00
Marketing & Advertising	$138,386.00	$85,552.00	$85,552.00
Printing	$81,536.00	$29,847.00	$29,847.00
Partnership Services	$1,817.00	$10,500.00	$10,500.00
Meeting Expense Subsidy	$19,289.00	$30,000.00	$30,000.00
Dues and Subscriptions	$6,247.00	$6,356.00	$6,356.00
Employee Training	$1,804.00	$3,550.00	$3,550.00
General Insurance	$10,126.00	$8,000.00	$8,000.00
Professional Fees	$13,505.00	$13,200.00	$13,200.00
Office Space Rental, Equipment, Maintenance, etc.	$116,884.00	$135,715.00	$135,715.00
Visitors Center Merchandise	$13,321.00	$8,500.00	$8,500.00
Website Development and Enhancements	$35,273.00	$37,287.00	$37,287.00
Destination Marketing Fund Expenditures of SCPRT	$850,182.00	$900,000.00	$900,000.00
dollars and private funds for marketing			
	2,153,499	2,309,480	2,309,480

Reset Form | Save A Copy | Print Form

County of Lexington
Accommodations Tax Fund
FY 2012/13 FINAL REPORT

I. PROJECT INFORMATION:

Organization Name: Columbia Metropolitan Convention & Visitors Bureau

Project/Event Name: Marketing Lexington County to Convention Planners & Tourists

Contact Name: Kelly Barbrey Phone: 803-545-0018

II. PROJECT COMPLETION:

Were you able to complete the project/event as stated in your original application? Yes

If no, state any problems you encountered:

III. PROJECT SUCCESS:

Please share any additional comments regarding the project (e.g., lessons learned, successes, problems encountered, etc.):

We are excited to be on pace to increase the number of convention-generated tourists to the region as well as increasing website traffic and positive feedback to our advertising and branding efforts.

IV. PROJECT ATTENDANCE:

Record numbers in table below as requested by the Tourism Expenditure Review Committee. Numbers are to reflect attendance and funds received for projects for current and previous years.

	2012/13 Current Year	2011/12 Previous Year
Total Budget of Event/Project	2,334,858	2,334,858
Amount Funded by the Lexington County Accommodations Tax Fund	$9,500.00	$5,000.00
Amount Funded by the Lexington County Accommodations Tax Funds from all Sources	1,353,400	1,335,480
Total Attendance	84,500	65,730
Total Tourists*	84,500	65,730

**Tourists are generally defined as those who travel 50 miles or more to attend.*

V. METHODS:

Please describe the methods used to capture the attendance data listed above (license plates, surveys, etc.):

We used signed hotel contracts coupled with a standard DMAI Event Impact Calculator Formula.

VI. PROJECT BUDGET:

Attach a report indicating what project expenses were paid for using the Lexington County Accommodations Tax Funds for the fiscal year.

VII. ORGANIZATION SIGNATURE:

Provide signature of official with the organization verifying accuracy of above statements.

Kelly Barbrey
Print Name

VP of Sales & Marketing
Title

Kelly Barbrey
Signature

12/19/12
Date

Lexington County
Accommodations Tax Fund
FY 2013-2014
APPLICATION – ATTACHMENT

19.

a. **General Description**

The Columbia Metropolitan Convention & Visitors Bureau actively recruits meetings, conventions and leisure travelers to the region, including unincorporated Lexington County. *We are YOUR destination marketing organization* charged with booking meetings and conventions into unincorporated Lexington County hotels and facilities, and one of the destination marketing organizations responsible for attracting leisure travelers into your hotels, restaurants and attractions.

In FY 2013-2014, we anticipate approximately 4 million overnight visitors to the midlands region. The CVB works to drive many of these travelers to the region through advertising, marketing and our online presence. We average over 53,000 unique visitors to our website, columbiacvb.com, each month – that is approximately 640,000 individual (non-duplicated) online visitors for the year! Statistics show that the majority of our online visitors are either actively planning a trip to the region or are considering planning a trip to our region. In addition, the CVB sells and markets the destination to meeting and convention groups. For FY 2013-2014 we are projecting 82,500 CVB-booked out-of-area meeting and convention attendees that will utilize approximately 55,000 hotel room nights. We report our convention room night and attendance numbers based on signed hotel contracts and an economic impact calculator put in place by DMAI (Destination Marketing Association International) which is the industry gold standard worldwide for reporting procedures for DMO's (Destination Marketing Organizations) like the CVB.

In addition to our sales and marketing efforts, we use a partnership model, versus a membership model, which allows any hospitality related business such as a hotel, restaurant, attraction, meeting facility or retail establishment to be a part of the CVB at no charge. One of these benefits is a free listing on the CVB website – an opportunity to have presence in front of our 640,000 unique online visitors annually. Partners receive a number of additional benefits at no charge, including sales leads on meetings and conventions, access to our partner extranet and complimentary visitors guides for hotel properties.

We also operate the Columbia Regional Visitors Center, a seven-day-a-week operation where visitors can receive personal service in-person, online or via telephone as they are planning their experience in the region.

The CVB places advertising and manages media relations/editorial opportunities on both the meetings and conventions side as well as the leisure side. We have garnered complimentary editorial coverage of the area in publications such as *Southern Living* magazine, *Smart Meetings* magazine, *Charlotte Urban Home, US Airways* magazine and many more. Our paid-space advertising schedule is attached to this report for further review. Our paid-space advertising schedule includes print, online and television placements. In keeping with our mission and in compliance with accommodations tax guidelines, all of our advertising is placed out-of-market to maximize the return on investment.

b. **State the benefit that this project will serve toward promoting tourism and the Lexington County Community.** Lexington County hotels benefit from CVB-booked convention business. We placed approximately 4,400 rooms and 6,450 convention attendees into Lexington County last year. Those figures do not include additional leisure travel room nights secured as a result of our marketing and advertising efforts. We are working for you to put heads in beds. Our new aRes online booking engine will allow customers to customize packages that include Lexington County hotels with major attractions such as Riverbanks Zoo, SC State Museum, EdVenture Children's Museum, Columbia Museum of Art and Historic Columbia Foundation. As the project grows, we will add additional ticketed attractions to provide more choices for our packages. Our first attractions package, the CoolPass, which includes tickets to Riverbanks Zoo, EdVenture and the SC State Museum at a 20% discount will debut in early 2013. We will be able to provide reports to Lexington County to show the number of packages booked that utilized Lexington County hotels.

c. Total attendance to the event/project versus the number of total tourists in attendance. We are on target to book 55,000 convention hotel room nights in the region in FY 12-13, which would draw 82,500 out-of-area tourists to the region from meetings and conventions. All of the individuals counted by the CVB are out-of-area – we do not count locals or those within 50 miles as part of our economic impact calculator, so 100% of our reported attendance/room nights are from tourists.

d. Economic impact generated by tourism to the event/project
In FY 2012-2013 the CVB is on target to generate $15,252,000 in economic impact to the Columbia region, which includes Lexington County through direct meeting and convention bookings. In looking at our projections and business already on the books and current trending data, the CVB is anticipating an economic impact of $17,158,500 economic impact to the region for FY 2013-2014. These figures have been generated based on signed hotel contracts and out-of-area tourist attendance figures being placed into our DMAI event impact calculator.

e. Overall description of how the event/project attracts and promotes tourists to the area and specifically how the Accommodations Tax Funds were used to accomplish this. We are grateful to Lexington County Council for the $9,500 in funding allocated to the CVB in FY 2012-2013 for marketing and advertising. Please see the attached advertising schedule and know that you helped us accomplish our goals in reaching potential customers through your contribution. We continue to work for you and will continue to fulfill our commitment of putting heads into beds in this region. We need the Lexington County products (hotels, restaurants, shops, and attractions) in order to put our best face forward to our customers and will continue to promote them through advertising, public relations, social media and meeting and convention recruitment.

f. We book about 12% of total convention room nights contracted into unincorporated Lexington County hotels. That figure does not include leisure travel we had a hand in booking into Lexington County. We are asking for only 1% of total our budget, approximately $25,000, to come from Lexington County to help us continue to market and sell your facilities and hotels to tourists.

2012-2013 CVB Advertising Schedule

Publication	Date	Entity	Size	Online	Details	Impressions
Rejuvenate	Aug/Sept 2012	CVB	Double Pg	Medium Rectangle Sponsor	Meetings	
Rejuvenate	Oct/Nov 2012	CVB	Double Pg		Meetings	
Rejuvenate	Feb/Mar	CVB	Full		Meetings	
Connect	Sept/Oct	CVB	Full	Medium Rectangle Sponsor	Meetings	
Connect	Mar/Apr	CVB	Full		Meetings	
Successful Meetings	August	CVB	Double Pg	No	Meetings	
M&C	March	CVB	Full		Meetings	
Smart Meetings	April	CVB	Full		Meetings	
Smart Meetings	June	CVB	Online	ROS Leaderboard 728x90	Meetings	
Smart Meetings	Jul. 2013	CVB	Full		Meetings	
Smart Meetings	Sept. 2013	CVB	Online	ROS Leaderboard 728x90	Meetings	
Convention South	October	CVB	Double Pg.	No	Meetings	
IMG Sports	Fall	CVB	TV	Yes	Leisure	
IMG Sports	Spring	CVB	TV		Leisure	
Southern Living	Feb-June	CVB	Full	Yes	Leisure	
Religious Conference Manager	Aug-12	CVB	Full		Meetings	
Religious Conference Manager	RCMA Show	CVB	Special	No	Meetings	
DMAI Destination Showcase Eve	Mar-13	CVB	Full		Meetings	
Successful Meetings & M&C	Dec-12	CVB	Full		Meetings	
Small Market Meetings	Sept	CVB	Double Pg	Banner ad - comp	Meetings	
Trip Advisor	April - June	CVB	Various	South Carolina Page	Leisure	3 months
Trip Advisor	Feb 15-May 31	CVB	Various	Competitor Pages	Leisure	500,000
Turn (retartgeting)	Feb 15-May 31	CVB	Various	Retargeted	Leisure	1,000,000
Turn (predictive targeting)	Feb 15-May 31	CVB	Various	Predictive	Leisure	1,000,000
Outdoor Hub (geotargeted)	Feb 15-May 31	CVB	Various	Geotargeted	Leisure	1,000,000
Blinq Facebook	Feb 15-May 31	CVB	Facebook	Facebook "Like" ads	Leisure	2,000,000
DiscoverSouthCarolina.com	April + May	CVB	728x90	Home Page	Leisure	2 months

*Some line items include multiple placements, such as Southern Living print and vairous online ads.

County of Lexington
Accommodations Tax Fund
FY 2013/2014



APPLICATION

1. Name of Project/Event: West Metro Visitors Center

2. Sponsoring Organization: West Metro Visitor Center

   Mailing Address: 1006 12th Street Cayce, SC 29033

3. Event/Project Director:

   Name John R. Banks Title Director of Tourism

   Telephone 803-794-6504 Alternate Telephone 866-720-5400

   Fax Number 803-794-6505

   Email wmvisitorcenter@aol.com

4. Event Website: visitwestmetro.com

5. Event/Project Category (*Check One*):
   ☑ Tourism, Advertising/Promotion - *see #10 for advertising/promotion sources*

   ☐ Tourism Related Expenditures: _____

6. Project Timeline: Beginning date 7/1/2013 End date 6/30/2014

7. Location of Project/Event: West Metro Chamber & Visitor Center 1006 12th St. Cayce, SC

8. Number of employees: #Full-time _____ #Part-time 2

9. Do you advertise outside a 50-mile radius? ☑Yes ☐No

10. If yes to #9, please check all that apply to advertising sources outside of Lexington County:
    - ☑ Rack Cards - # distributed 4,200
    - ☑ Brochures - # distributed 9,458
    - ☐ Posters - # distributed _____
    - ☑ Magazine Ads - # ads 2 3 (list ads and distribution range on separate sheet)
    - ☑ Newspaper Ads - # ads 12 (list newspapers and distribution range on separate sheet)
    - ☐ Television Ads - # ads _____ (list stations and viewing range on separate sheet)
    - ☐ Radios Ads - # ads _____ (list stations and listener range on separate sheet)
    - ☐ Billboards - # ads _____ (list number and location of billboards on separate sheet)
    - ☑ Websites - # web pages other than primary website # 0 7 (list on separate sheet with target audience)
    - ☑ Other than listed above: Trade Shows (list on separate sheet with target audience)

18. Type of Organization:

Please check one:

- ☐ County
- ☐ Municipal
- ☑ Non-profit Organization
- ☐ Community service club, church, etc.
- ☐ 501(c) 3
- ☐ Other:_____

Note: For-profit organizations are not eligible for Accommodations Tax Funds

19. Project description - please attach a report with the following information needed by the Tourism Expenditure Review Committee to be sure that the event/project was in accordance to Section 6-4-10 of the S.C. Code of Laws (***Use separate sheet for Project Description if needed***):

a. General description
b. State the benefit that this project will serve toward promoting tourism and the Lexington County Community
c. Total attendance to the event/project versus the number of total tourists in attendance
d. Economic impact generated by tourism to the event/project
e. Overall description of how the event/project attracts and promotes tourists to the area and specifically how the Accommodations Tax Funds were used to accomplish this
f. Additional comments:

All questions answered in attachment. B

PLEASE NOTE: Applicant and/or representatives must be present during review process by the Accommodations Tax Advisory Board in order to be considered for funding.

Signature of Event/Project Director:

John R. Banks	Director of Tourism
Print Name	Title
John R. Banks	1-3-2013
Signature	Date

County of Lexington
Accommodations Tax Fund
FY 2013/14

FUNDING SOURCES

Organization: West Metro Visitor Center

List of Funding Sources	Actual 2011/12	Current 2012/13	Estimated 2013/14
Lexington County	15,250.00	13,750.00	14,000.00
City of Cayce	18,870.00	18,000.00	18,000.00
City of West Columbia	8223.74	14,750.00	15,500.00
Town of Springdale		2,500.00	2,500.00
Ad Sales	1,500.00		
Carry Over from Prior Year	919.29	3960.64	1,500.00
	$44,763.03	$53,085.64	$51,500.00

County of Lexington
Accommodations Tax Fund
FY 2013/2014

EXPENDITURES

Organization: West Metro Visitor Center

List of Expenditures	Actual 2011/12	Current 2012/13	Estimated 2013/14
Printing Cost	$974.77	$3,444.33	$2,500.00
Airport Brochure Locations	$4,200.00		
Web Advertising	$2,050.00	$3,600.00	$7,782.00
Print Advertising	$2,807.00	$4,145.00	$7,000.00
Internet Maintance and Hosting	$1,199.75	$534.00	$1068.00
Postage	$159.81	$137.45	$200.00
Payroll Taxes and Fees	$28,898.49	$15,734.13	$30,000.00
Office Supplies	$208.47	$757.00	$450.00
Bank Charges	$9.10		
Trade Shows	$295.00	$467.00	$1,000.00
Carry Forward to start next year	$3,960.64		$1,500.00
	$44,763.03	$28,818.91	$51,500.00

Reset Form | Save A Copy | Print Form

County of Lexington
Accommodations Tax Fund
FY 2012/13 FINAL REPORT

I. PROJECT INFORMATION:

Organization Name: West Metro Visitor Center

Project/Event Name: Same

Contact Name: John R. Banks Phone: 803-794-6504

II. PROJECT COMPLETION:

Were you able to complete the project/event as stated in your original application? Yes

If no, state any problems you encountered:

III. PROJECT SUCCESS:

Please share any additional comments regarding the project (e.g., lessons learned, successes, problems encountered, etc.):

IV. PROJECT ATTENDANCE:

Record numbers in table below as requested by the Tourism Expenditure Review Committee. Numbers are to reflect attendance and funds received for projects for current and previous years.

	2012/13 Current Year	2011/12 Previous Year
Total Budget of Event/Project	53,085	44,763
Amount Funded by the Lexington County Accommodations Tax Fund	13,750	15,250
Amount Funded by the Lexington County Accommodations Tax Funds from all Sources		
Total Attendance		
Total Tourists*		

**Tourists are generally defined as those who travel 50 miles or more to attend.*

V. METHODS:

Please describe the methods used to capture the attendance data listed above (license plates, surveys, etc.):

Web Site Click thoughs

VI. PROJECT BUDGET:

Attach a report indicating what project expenses were paid for using the Lexington County Accommodations Tax Funds for the fiscal year.

VII. ORGANIZATION SIGNATURE:

Provide signature of official with the organization verifying accuracy of above statements.

John R. Banks — Print Name

Director of Tourism — Title

John R. Banks — Signature

1-3-2013 — Date

Additional Information for Question # 10

All information is further defined in the answers to question # 19

Magazine Ads: 3

1 Southern Travel + Lifestyles
25,000 Circulation Southern Seaboard Disribution
Target: Southern Traveler

1 Living 50 Plus (Special Charlotte Observer Magazine)
300,000 Circulation Greater Charlotte Area
Target: Antique Shopper

1 The Griffon
60,000 Circulation to Active Military in Southeast
Target: Travelling Military Personnel (Fort Jackson Visitors)

Newspaper Ads: 8 Charlotte Observer 232,000 Circulation
Cayce Bluegrass Festival and Riverwalk Music Festival

2 Augusta Chronicle 71,000 Circulation
Riverwalk Music Festival

2 Savannah Morning News 56,300 Circulation
Cayce Bluegrass Festival

Websites 1 Banner paddling.net 330,000 Unique Visitors Per Month

3 Banner charlottcobserver.com around 100,000 visitors per day

1 Banner chronicle.augusta.com around 23,000 visitors per day

1 Banner savannahnow.com around 29,500 visitors per day

1 Banner thegriffon108.com around 5,600 visitors per day

Other: Trade Show Participation in Military Travel Shows at Fort Brag and Fort Stewart 4,000 Total Visitors

West Metro Visitors Center Answers to Question 19

A. General Description

The West Metro Chamber & Visitor Center (WMCCVC) focuses on promoting the accommodations, events, and attractions in the West Metro area of Cayce, Springdale, West Columbia and Lexington County. We have a "Walk in facility" that is open 8:00 to 5:00 Monday through Friday manned with helpful staff to answer questions and provide information for visitors. We offer brochures on Attractions, Hotels, and Restaurants as well as maps to an average of 52 visitors per week. We send out on average 14 relocation and visiting traveler packages per week from telephone request. We have increased our web site inquiries tremendously again in 2011 through the end of 2012. The WMCCVC is taking new steps to ly instruct the public on the benefits to staying in the West Metro Area during their visits to the midlands. We are working to increase our visibility of our attractions and hotels outside our 50-mile radius. With our newly finished brochure in 2011 we have a powerful tool to sell the area as a multifaceted area for weekend tourists. All our marketing efforts promote though our web services to give us quantifiable results.

B. State the benefit that this project will serve toward promoting tourism and the Lexington County Community

The West Metro Visitor Center works in many ways to promote tourism in our County. We act as an on the ground service office close to the airport and downtown. We provide information, maps, and brochures to newly arriving visitors with our central location.

We also act as an advertising wing for the areas we serve. We reach out through our web, newspaper, and magazine advertising telling the benefits of a stay in our area. We promote pooling the attractions and our natural resources as well as specific festival and event ads to sell a broader environment for their stay. We work exclusively outside the 50 mile radius to draw in visitors for overnight stays stating a wide variety of activities available within minutes of our Center. We provide full information about hotels, dining, and shopping as well as our attractions. We sell our proximity to the local rivers sports, downtown, and the airport.

C. Total attendance to the event/project versus the number of total tourists in attendance

This is very difficult to answer because we are not a specific event or project. We provide out of state newspaper advertising (Charlotte Observer, Savannah Morning News, and Augusta Chronicle) for Cayce's Blue Grass Festival and the West Columbia Riverwalk Music Festival. Those events pulled in over 6,000 attendees with an estimated 1,000 being from out of the area. That is an example of the behind the scenes work the center does.

D. Economic impact generated by tourism to the event/project

This is another difficult item to define. We did generate through our web advertising at www.paddling.net over 46 excursions with Palmetto Outdoors tubing and Kayaking services. We also booked 17 weekend stays for couples from an ad we did in a special senior magazine in

the Charlotte Observer highlighting the West Columbia Antique district. Most of these were out of state travelers who found us through those advertising efforts. This is just two of the quantifiable results we are able to track.

Our most telling measurable statistic is that of the over 21,000 unique visitors to our site 4,396 visited our "Great Places to Stay" page and 2,960 clicked through to a hotel reservation page from our site. Of those clicks the Hampton Inn, Doubletree, Wingate, and Holiday Inn are getting over 45% of those clicks.

We attempt through advertising to put heads in beds and affect our local economy by ringing cash registers of our local attractions, restaurants, and shops.

E. Overall description of how the event/project attracts and promotes tourists to the area and specifically how the Accommodations Tax Funds were used to accomplish this

Accommodations Tax Funds are the basis of our funding to provide the services and advertising that we create. The funds we receive from the county and the municipalities are 95% of all operating funds. We use all of those funds to accomplish the task of promoting tourism in our area.

We accomplish this with a number of tools and advertising opportunities. We believe our web tools and presence lead the way in our efforts to educate outsiders of the benefits of a visit to the West Metro.

Our web inquiries have risen to nearly 22,000 unique visitors in 2012. We are averaging over 1,800 hits a month with the three most visited pages being accommodations, restaurants, and river sports. Our goal is to provide appealing information about our hotels with links to their main sites for reservations. As stated earlier 2,960 times in 2012 someone clicked through to a hotel reservation page. We have a small write up about each of our restaurants describing the type of menu, décor, and links to, or menus on site. We promote a constantly updated "things to do" area which highlights local theater, concerts, and events which can be reached within 15 minutes from our area. We use Facebook page and receive a few inquiries from it per month. With the current budget challenges, we are reaching out to as many free marketing opportunities as possible to funnel back to our web tools. We are using these pages to promote our push of river sports.

We continued ad campaigns in 2012 targeting our river sports with solid success. Our contract for Internet Banners with Paddling.net ran from March 1st through August 31st for 45,000 impressions per month. The Paddling,net site has over 330,000 unique visitors per month. We received an average of 268 from paddling.net through the run of the banner ads. Most of the visitors toured more than three pages on our site per visit. We believe that the river sports are a sellable commodity. The success we had reported from Palmetto Sports outfitters was a great report that these ads are producing real dollars in our community. We are currently review options for spring and summer 2013.

We stepped out with a few new ad campaigns in 2012 including an small ad and web presence with Southern Travel & Lifestyle Magazine and web site. The magazine has a circulation of 35,000 covering the Southern Seaboard. We also had web presence on their site but received less than 55 click throughs during the 3 month run.

We ran an ad through our work with the Charlotte Observer in a special issue magazine directed towards senior citizens. The magazine went out to 165,000 households. This quarter page ad selling the West Columbia Antique District and connected web banner with 24,000 impressions did produce 34 room nights at the Holiday Inn.

We continued an area of success in 2012 by helping in promote local festivals outside our area. We ran ads for the Congaree Bluegrass Festival and the Riverwalk Music Festival in the Charlotte Observer with over 270,000 subscribers and Augusta Chronicle 78,000 subscribers and the Savannah Morning News 83,000 subscribers. We also used the paper's web packages with solid success. We received banner ads on all sites as a part of our package. Working with Tartan Day South we were able to secure bookings at a number of our local hotels.

We are partnering with groups such as the Lexington County Recreation Commission to promote our hotels to their event participants to fill room nights. These Softball, Baseball, and Tennis tournaments are scheduled 40 weekends this year. We are working on providing information at some front desks of current activities (signage) allows the WMCCVC to attract attention to the Riverwalk, The Cayce Museum, West Columbia Antique District, and local restaurants.

West Metro Brochure has been successfully flying out the door with distribution of the entire first run of 9,000 in 8 months. We have placed these in South Carolina State Welcome Centers. We have also placed in visitors bureaus in Atlanta, Charlotte, and Jacksonville. We are also having them picked up in droves at our Airport brochure locations

We participated in two travel shows at Military Bases in 2012 Fort Brag and Fort Stewart. We were able to partner with another group for booth space to keep our cost down. The shows had over 4,000 visitors during the two one day shows. We gave away over 530 brochures and gathered over 230 email contacts to send out information. We targeted the military travelers with our river sports and attractions for weekend stays close to their home bases.

On the military them we purchased a sixth page ad with web banner presence in The Griffon quarterly magazine. This is the Army 108th Training Command Magazine that goes to 60,000 southeastern troops and families. Many of these will be coming though Fort Jackson at some point in 2013. This ad has just come out and we have no results.

Our main and only goal is to attract and promote tourism. One of the main focuses of the WMCCVC is to educate the outlying public about the beauty and many activities that are available on a stay here. We attempt to tell the story to as many travelers who are looking for an affordable diverse community to visit. There are areas where you can paddle a Kayak down class four rapids in the afternoon and see an outstanding production of a musical or play that

same evening and travel a total of five miles to do both. We are attacking this market with print and internet reach. This gives us an outlet to promote the County as a destination.

The Accommodation Tax dollars are the sole source of funding for the center. These are the dollars that allow us to reach out with advertising and produce maps and brochures that sell our area. The A-Tax dollars help us design and place ads outside 50 miles that draw visitors from all over the southeast and the country. We greatly appreciate the funding that the County has provided. We are working on unique marketing programs to highlight our strengths to those who share in those same interests.

2011-2012 Year End	7/1/2011	to 6/30/2012		
Current Financial 6/30/2012				
Expenses	**Budgeted**	**Actual Expenses**	**Revenues Committed**	
Visitors Center Sign Maintanance			Cayce	$18,870.00
Printing Cost (Brochures)	$ 1,000.00	$ 974.77		
Airport Lighted Signage			West Columbia	$ 8,223.74
Airport Brochure Locations	$ 3,360.00	$4,200.00	Lexington County * 15,000	$ 15,250.00
Advertising TV			Springdale	
Web Advertising	$ 4,193.00	$ 2,050.00	Ad sales for Brochure	$1,500.00
Print Advertising	$ 2,807.00	$2,807.00		
Yellow Pages			Carry Over From 2010-2012	$ 919.29
Internet Amount (Website)	$ 1,068.00	$ 1,199.75		
Food and Entertainment			Funding Sources Committted	
Promotional Products			Total for 2011-2012	**$ 44,763.03**
Postage	$ 500.00	$159.81		
Directors Pay	$ 28,950.00	$28,898.49	Deposits	
			Carry Over from 2011-2012	$ 919.29
Taxes			7/7/2011 Cayce	$ 5,000.00
Membership Fees			8/8/2011 Lexington	$4,000.00
Computer			8/8/2011 Cayce Balance	$13,870.00
Office Supplies	$200.00	$ 208.47	12/1/2011 Lexington and Misc	$4,973.74
Bank Charges		$9.10	12/30/2011 Ad Payment	$250.00
Trade Show Expense	$1,000.00	$295.00	1/20/2012 Ad Payment	$250.00
			1/30/2012 Ad Payment	$250.00
			2/9/2012 Lex County	$ 3,750.00
			2/19/2012 West Columbia	$7,750.00
	$ 43,078.00	**$ 40,802.39**	5/10/2012 Lexington	$ 3,750.00
			Total for 2011-2012	**$ 44,763.03**
Total Deposits and Carry Over				
Carry Over to 2012-2013		$3,960.64		

2012 - 2013 Budget & Expenses 7/1/2012 to 12/31/2012

Current Financial

Expenses	**Budgeted**	**Expenses**
Visitors Center Sign Maintanance		
Printing Cost (Brochures)	$ 4,000.00	$ 3,444.33
Airport Lighted Signage		
Airport Brochure Locations		
Advertising TV		
Web Advertising	$ 8,000.00	$ 2,100.00
Print Advertising	$ 6,000.00	$ 3,045.00
Yellow Pages		
Internet Amount (Website)	$ 1,068.00	$ 534.00
Food and Entertainment		
Promotional Products		
Postage	$ 500.00	
Directors Pay	$ 28,950.00	$ 14,694.13
Assistants Pay	$ 2,080.00	$ 1,040.00
Taxes		
Membership Fees		
Computer	$750.00	$ 738.27
Office Supplies	$350.00	$ 63.13
Bank Charges		
Trade Show Expense	$1,000.00	
Totals for 2012-2013	$ 52,698.00	$ 25,658.86

Carry Over to 2013 - 2014

Revenues Committed	
Cayce	$18,000.00
West Columbia	$ 14,750.00
Lexington County * 13,500	$ 13,875.00
Springdale	$ 2,500.00
Ad sales for Brochure	
Carry Over from 2012	$ 3,960.64
Funding Sources Committted	
Total for 2012-2013	$ 53,085.64
Current Deposits	
City of WC	$ 7,500.00
City of Cayce	$18,000.00
Lexington County	$3,750.00
City of West Columbia	$3,211.80
Town of Springdale	$2,500.00
Total for 2012-2013	$ 34,961.80

County of Lexington
Accommodations Tax Fund
FY 2013/2014

APPLICATION



1. Name of Project/Event: Transformation of Greater Lexington Chamber County Visitor Ctr

2. Sponsoring Organization: Greater Lexington Chamber & Visitor Center

   Mailing Address: PO Box 44 Lexington, SC 29071

3. Event/Project Director:

   Name Randy Halfacre Title President/CEO

   Telephone 803-359-6113 Alternate Telephone 803-360-0253

   Fax Number 803-359-0634

   Email randy@lexingtonsc.org

4. Event Website: www.lexingtonsc.org

5. Event/Project Category (*Check One*):
   - ☐ Tourism, Advertising/Promotion - *see #10 for advertising/promotion sources*
   - ☑ Tourism Related Expenditures:

6. Project Timeline: Beginning date July 2013 End date June 2014

7. Location of Project/Event: Visitor's Center at 311 West Main Street Lexington, SC 29072

8. Number of employees: #Full-time 5 #Part-time 2

9. Do you advertise outside a 50-mile radius? ☑Yes ☐No

10. If yes to #9, please check all that apply to advertising sources outside of Lexington County:
    - ☐ Rack Cards - # distributed
    - ☐ Brochures - # distributed
    - ☐ Posters - # distributed
    - ☑ Magazine Ads - # ads 1 (list ads and distribution range on separate sheet)
    - ☐ Newspaper Ads - # ads (list newspapers and distribution range on separate sheet)
    - ☐ Television Ads - # ads (list stations and viewing range on separate sheet)
    - ☑ Radios Ads - # ads 73 (list stations and listener range on separate sheet)
    - ☐ Billboards - # ads (list number and location of billboards on separate sheet)
    - ☑ Websites - # web pages other than primary website # 20 (list on separate sheet with target audience)
    - ☑ Other than listed above: Lexington County maps at all SC Welcome Centers (list on separate sheet with target audience)



NUMBER ID
MAGAZINE
ADS



Lexington provides the best of all worlds. Residents and guests can enjoy our three rivers and Lake Murray, stroll through historic neigborhoods or take part in one of our many festivals, celebrating a culture, uniquely ours. What else? An abundance of natural beauty; a thriving, pro-business environment; top-tier schools and a safe, family atmosphere. We invite you to visit Lexington and see all we have to offer.

Our Southern Hospitality Awaits You!

GREATER LEXINGTON CHAMBER
AND VISITORS CENTER
www.lexingtonsc.org

Lexington County South Carolina
www.lex-co.com

TOWN OF Lexington
BUILDING PARTNERSHIPS SC
www.lexsc.com

US Airways Magazine Readers Are:

TRAVELERS

- ★ 29% travel for business
- ★ 58% travel for leisure
- ★ 13% travel for part business part leisure
- ★ 90% have traveled on US Airways for any business round trip in the past year
- ★ 23% have traveled 7+ business round trips in the past year
- ★ 98% have traveled on US Airways for any leisure round trip in the past year
- ★ 69% plan to travel on US Airways for business in the next 90 days
- ★ 96% are college educated
- ★ 52% have a house hold income of $100,000+
- ★ 48% are managers or higher

REAL ESTATE INVESTORS

- ★ 85% own a home/primary residence
- ★ 46% own a home with a value of $300,000+
- ★ 30% own a home with a value of $400,000+
- ★ 20% own a home with a value of $500,000+
- ★ 43% own a second property other than a home
- ★ 10% own a second home
- ★ 10% own a timeshare
- ★ 10% own a condo/apartment/co-op
- ★ 8% own a residential rental property

Source: US Airways Reader Demographic & Travel Survey Conducted by Readex Research (May 2012)

Year 2011-Passengers.....80,000,000
Audience Per Issue.....3,202,111
Readers Per Copy.....10.6
Median Age.....54
Median Household Income (HHI).....$114,000

Demographics	Comp %
Men	54%
Women	46%
Married	70%
Single	30%
Age	
Age 25-54	52%
Age 35-54	44%
Education	
College Educated	96%
Graduated College Plus	81%
Post-Graduate Degree	35%
Employment	
Employed Full Time	63%
C-Level Officer/ Owner-Partner	19%
Senior Vice President/ Vice President	5%
Director	8%
Manager	16%
Professional	38%
Affluence	
HHI $100,000+	52%
HHI $150,000+	31%
HHI $200,000+	17%

Source: US Airways Reader Demographic & Travel Survey Conducted by Readex Research (May 2012), US Airways Group Inc, Star Alliance Reference

CUMULUS

Cumulus Media is America's second largest owner of radio stations. Our radio and digital brands target numerous large and demographically-distinct audiences in each of our markets. Our local media brands typically reach more consumers than the newspaper or dozens of combined cable channels. And unlike those other media, our properties can deliver a message to the same consumers with unparalleled frequency. Cumulus Media owns and operates 5 great radio stations in the Columbia, SC market including:

	b106.7 wtcb Columbia's best variety of music	Kiss 103.1 fm	Magic 98.5 Carolina's Greatest Hits	WIS Radio NEWS TALK 1320 AM	107.5 THE GAME
	106.7 WTCB-FM	**103.1 WLXC-FM**	**98.5 WOMG-FM**	**1320 WISW-AM**	**107.5 WNKT - FM**
	Columbia's Best Variety of Music	The Best Variety of R&B from the 80's, 90's, and Today!	Carolina's Greatest Hits	News Talk 1320 AM	The Game
NGTH	100,000 Watts	6,000 Watts	6,000 Watts	5,000 Watts	40,000 Watts
DEMO	Adults 25- 54	Adults 25- 54	Adults 35- 64	Adults 35-64	Men18+
FORMAT	Adult Contemporary	Urban Adult Contemporary	Classic Hits	News/Talk	Sports Talk
FEATURES	80's at 8 Revenge of the 80's	Tom Joyner Morning Show Sunday Brunch N Touch with Judi Gatson	TJ Trivia Daily (Oh My Gosh) At the Movies	Simulcast of University of South Carolina Sports	Home of the University of South Carolina Sports Fox Sports Radio
WEB SITE	Streaming LIVE at www.b106fm.com	Streaming LIVE at www.kiss-1031.com	Streaming LIVE at www.womg.com	Streaming LIVE at www.wisradio.com	Streaming LIVE at www.1075thegame.com
STATION LINE-UP	5a-9a Brent Johnson 9a-2p Mama Jodi Paige 2p-7p Tony Clyburn	6a-10a Tom Joyner Morning Show 10a-3p KISS Middays 3p-7p Doug Williams 7p-12m Ron Chavis 12m-5a Stan the Man 5a-6a Rejoice	6a-10a TJ McKay 10a-3p Michelle Mitchell 3p-7p Chris Logan	7a-10a Woody Windham 10a-12p Geraldo Rivera 12p-3p Mike Huckabee 3p-6p Sean Hannity 6p-9p Mark Levin 9p-10p Dave Ramsey 10p-12m Dennis Miller	6a-9a: The Early Game 9a-12p: Dan Patrick Show 12p-1p: Lunch with Brent and Will 1p-4p: The Half-Time Show 4p-7p: Game Time 7p-10p: The Dan Patrick Show 10p-12m Fox Sports Network

102-42

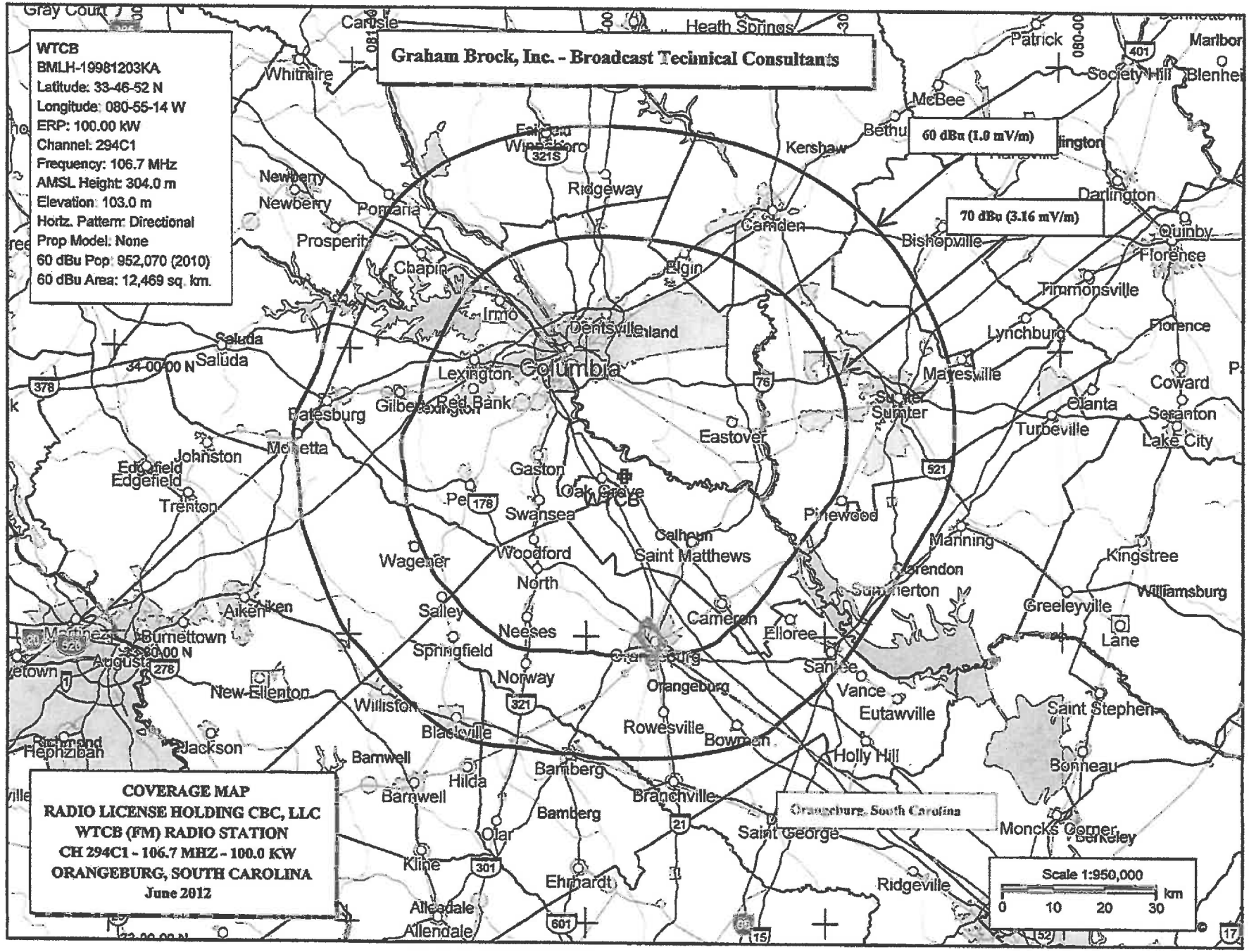
Graham Brock, Inc. - Broadcast Technical Consultants
WTCB
BMLH-19981203KA
Latitude: 33-46-52 N
Longitude: 080-55-14 W
ERP: 100.00 kW
Channel: 294C1
Frequency: 106.7 MHz
AMSL Height: 304.0 m
Elevation: 103.0 m
Horiz. Pattern: Directional
Prop Model: None
60 dBu Pop: 952,070 (2010)
60 dBu Area: 12,469 sq. km.
60 dBu (1.0 mV/m)
70 dBu (3.16 mV/m)
COVERAGE MAP
RADIO LICENSE HOLDING CBC, LLC
WTCB (FM) RADIO STATION
CH 294C1 - 106.7 MHZ - 100.0 KW
ORANGEBURG, SOUTH CAROLINA
June 2012
Orangeburg, South Carolina
Scale 1:950,000
0 10 20 30 km
Columbia
Lexington
Camden
Sumter
Florence
Darlington
Aiken
Augusta
Orangeburg
Charleston
Myrtle Beach
Greenville
Spartanburg
Anderson
Greenwood
Newberry
Saluda
Edgefield
Barnwell
Allendale
Bamberg
Calhoun
Clarendon
Williamsburg
Kershaw
Chesterfield
Marlboro
Dillon
Marion
Horry
Georgetown
Berkeley
Dorchester
Colleton
Hampton
Jasper
Beaufort
Wagener
Salley
Williston
Blackville
Denmark
Ridgeway
Pomaria
Prosperity
Chapin
Irmo
Gilbert
Red Bank
Batesburg
Leesville
Gaston
Swansea
Neeses
Springfield
Norway
New Ellenton
Jackson
Hephzibah
Burnettown
Trenton
Johnston
Monetta
Eastover
Pinewood
Manning
Kingstree
Lane
Greeleyville
Elloree
Cameron
Saint Matthews
Woodford
North
Wagener
Vance
Eutawville
Rowesville
Bowman
Holly Hill
Saint Stephen
Bonneau
Moncks Corner
Saint George
Branchville
Olar
Hilda
Barnwell
Ehrhardt
Kline
Ridgeville
Lynchburg
Timmonsville
Quinby
Coward
Olanta
Turbeville
Scranton
Lake City
Mayesville
Bishopville
McBee
Patrick
Society Hill
Blenheim
Heath Springs
Carlisle
Whitmire
Gray Court
Fairfield
Winnsboro
Ridgeway
Camden
Elgin
Dentsville
Leland
Irmo
Saluda
Lexington
Columbia
Gilbert
Red Bank
Batesburg
Leesville
Eastover
Gaston
Swansea
Oak Grove
WTCB
Pelion
Edgefield
Trenton
Johnston
Monetta
Wagener
Woodford
North
Salley
Aiken
Burnettown
Augusta
Springfield
Neeses
Norway
New Ellenton
Williston
Blackville
Jackson
Hephzibah
Barnwell
Hilda
Bamberg
Olar
Kline
Allendale
Ehrhardt
Branchville
Rowesville
Bowman
Holly Hill
Vance
Eutawville
Saint Stephen
Bonneau
Moncks Corner
Saint George
Ridgeville
Berkeley
Orangeburg
Cameron
Elloree
Santee
Summerton
Clarendon
Manning
Pinewood
Sumter
Mayesville
Bishopville
Lynchburg
Timmonsville
Florence
Quinby
Coward
Olanta
Turbeville
Scranton
Lake City
Kingstree
Williamsburg
Greeleyville
Lane
Darlington
Marlboro
Dillon
Marion
Horry
Georgetown
Berkeley
Dorchester
Colleton
Hampton
Jasper
Beaufort
Charleston
Myrtle Beach
Greenville
Spartanburg
Anderson
Greenwood
Newberry
Saluda
Edgefield
Barnwell
Allendale
Bamberg
Calhoun
Clarendon
Williamsburg
Kershaw
Chesterfield
34-00-00 N
080-00-00
081-00-00
30
378
321S
76
521
178
321
278
520
20
1
301
601
21
95
15
52
17
401

102-43

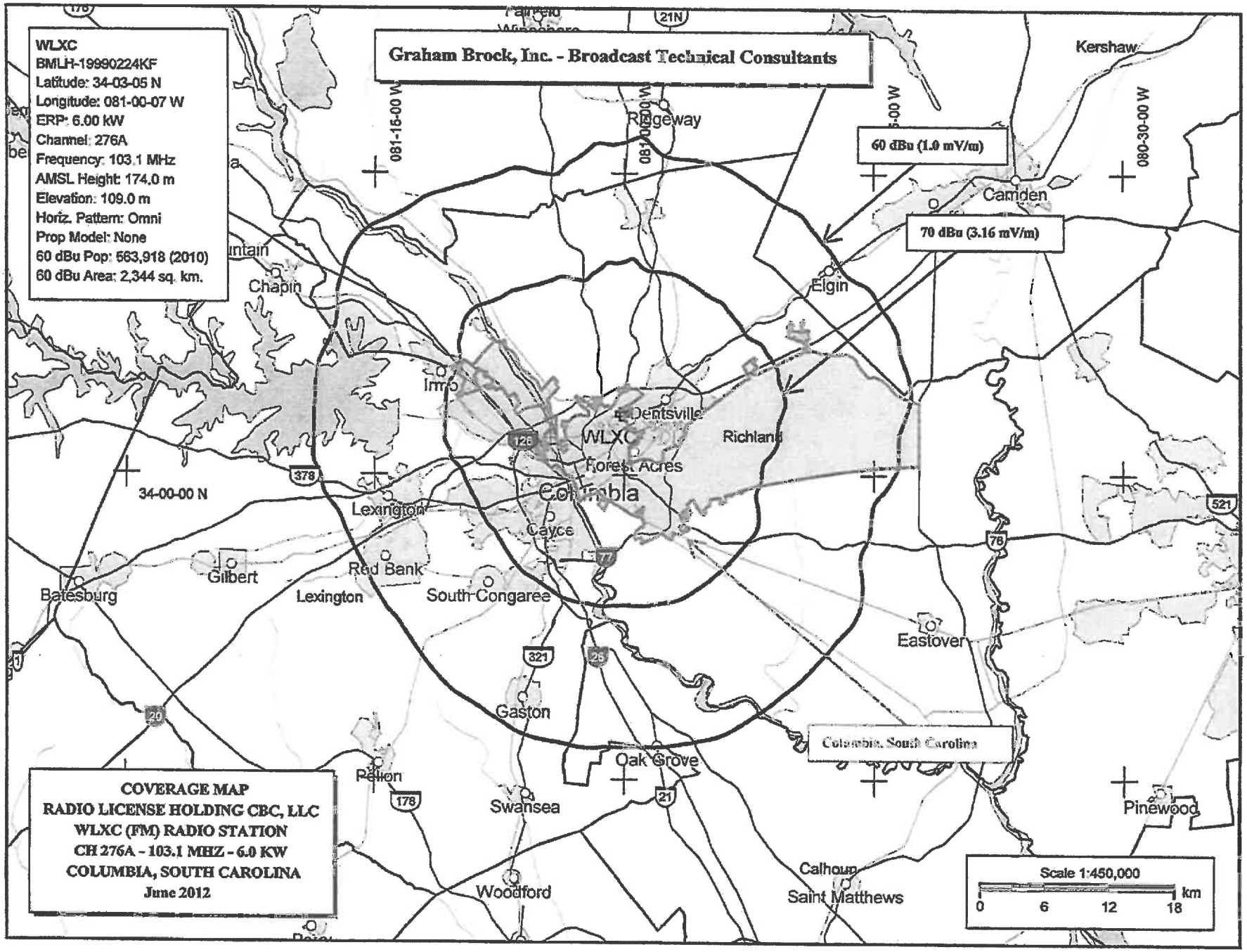
WLXC
BMLH-19990224KF
Latitude: 34-03-05 N
Longitude: 081-00-07 W
ERP: 6.00 kW
Channel: 276A
Frequency: 103.1 MHz
AMSL Height: 174.0 m
Elevation: 109.0 m
Horiz. Pattern: Omni
Prop Model: None
60 dBu Pop: 563,918 (2010)
60 dBu Area: 2,344 sq. km.
Graham Brock, Inc. - Broadcast Technical Consultants
60 dBu (1.0 mV/m)
70 dBu (3.16 mV/m)
081-15-00 W
081-00-00 W
080-30-00 W
34-00-00 N
Ridgeway
Kershaw
Camden
Chapin
Elgin
Irmo
Dentsville
WLXC
Richland
Forest Acres
Columbia
Lexington
Cayce
Gilbert
Red Bank
Batesburg
Lexington
South Congaree
Eastover
Gaston
Columbia, South Carolina
Oak Grove
Pelion
Swansea
Pinewood
Woodford
Calhoun
Saint Matthews
Scale 1:450,000
0 6 12 18 km
COVERAGE MAP
RADIO LICENSE HOLDING CBC, LLC
WLXC (FM) RADIO STATION
CH 276A - 103.1 MHZ - 6.0 KW
COLUMBIA, SOUTH CAROLINA
June 2012

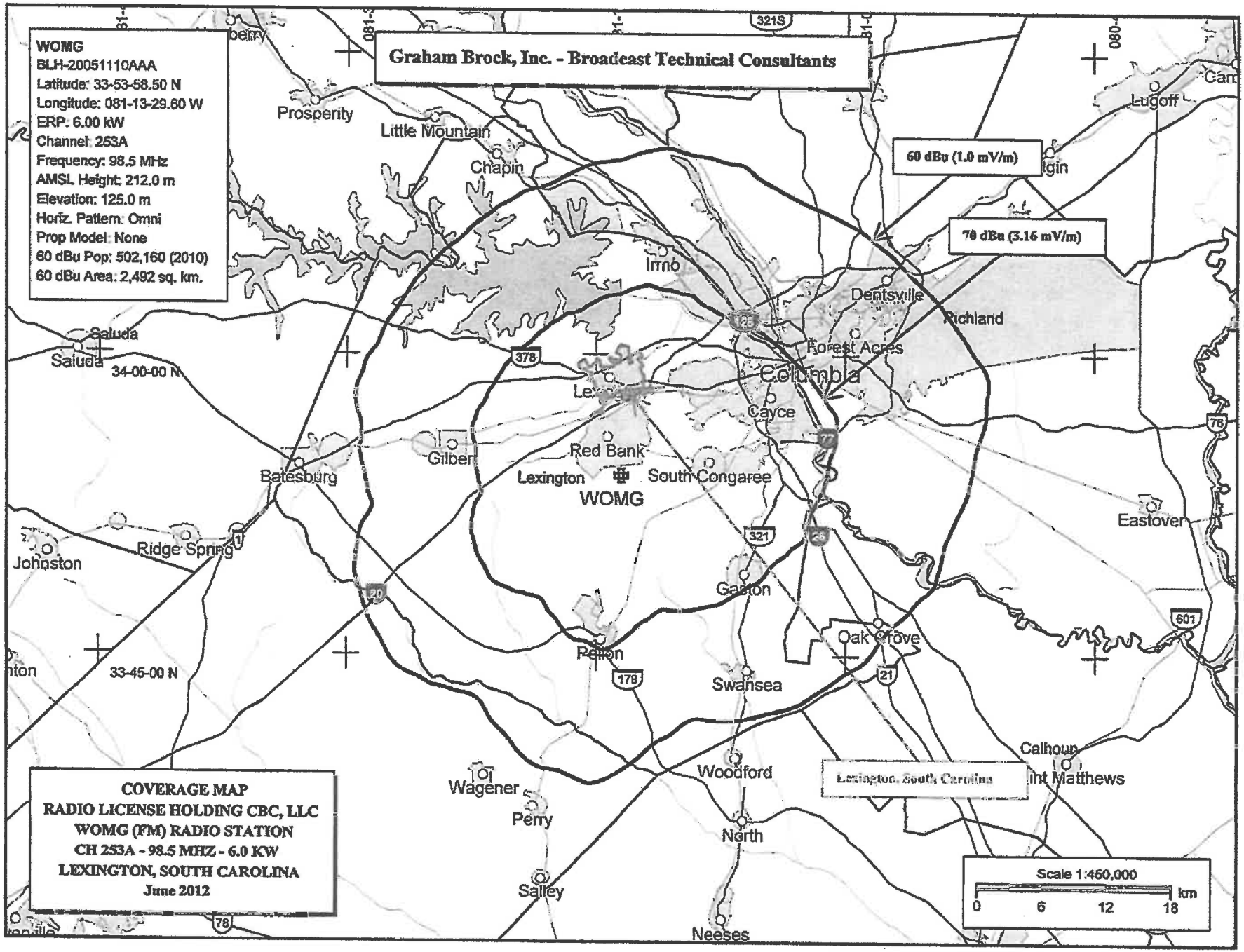
WOMG
BLH-20051110AAA
Latitude: 33-53-58.50 N
Longitude: 081-13-29.60 W
ERP: 6.00 kW
Channel: 253A
Frequency: 98.5 MHz
AMSL Height: 212.0 m
Elevation: 125.0 m
Horiz. Pattern: Omni
Prop Model: None
60 dBu Pop: 502,160 (2010)
60 dBu Area: 2,492 sq. km.
Graham Brock, Inc. - Broadcast Technical Consultants
60 dBu (1.0 mV/m)
70 dBu (3.16 mV/m)
Prosperity
Little Mountain
Chapin
Irmo
Dentsville
Richland
Forest Acres
Columbia
Cayce
Lugoff
Saluda
34-00-00 N
Red Bank
Lexington
WOMG
South Congaree
Gilbert
Batesburg
Eastover
Johnston
Ridge Spring
Gaston
Oak Grove
Pelion
Swansea
33-45-00 N
Calhoun
Woodford
Wagener
Perry
North
Salley
Neeses
Lexington, South Carolina
Scale 1:450,000
km
0
6
12
18
COVERAGE MAP
RADIO LICENSE HOLDING CBC, LLC
WOMG (FM) RADIO STATION
CH 253A - 98.5 MHZ - 6.0 KW
LEXINGTON, SOUTH CAROLINA
June 2012

102-45

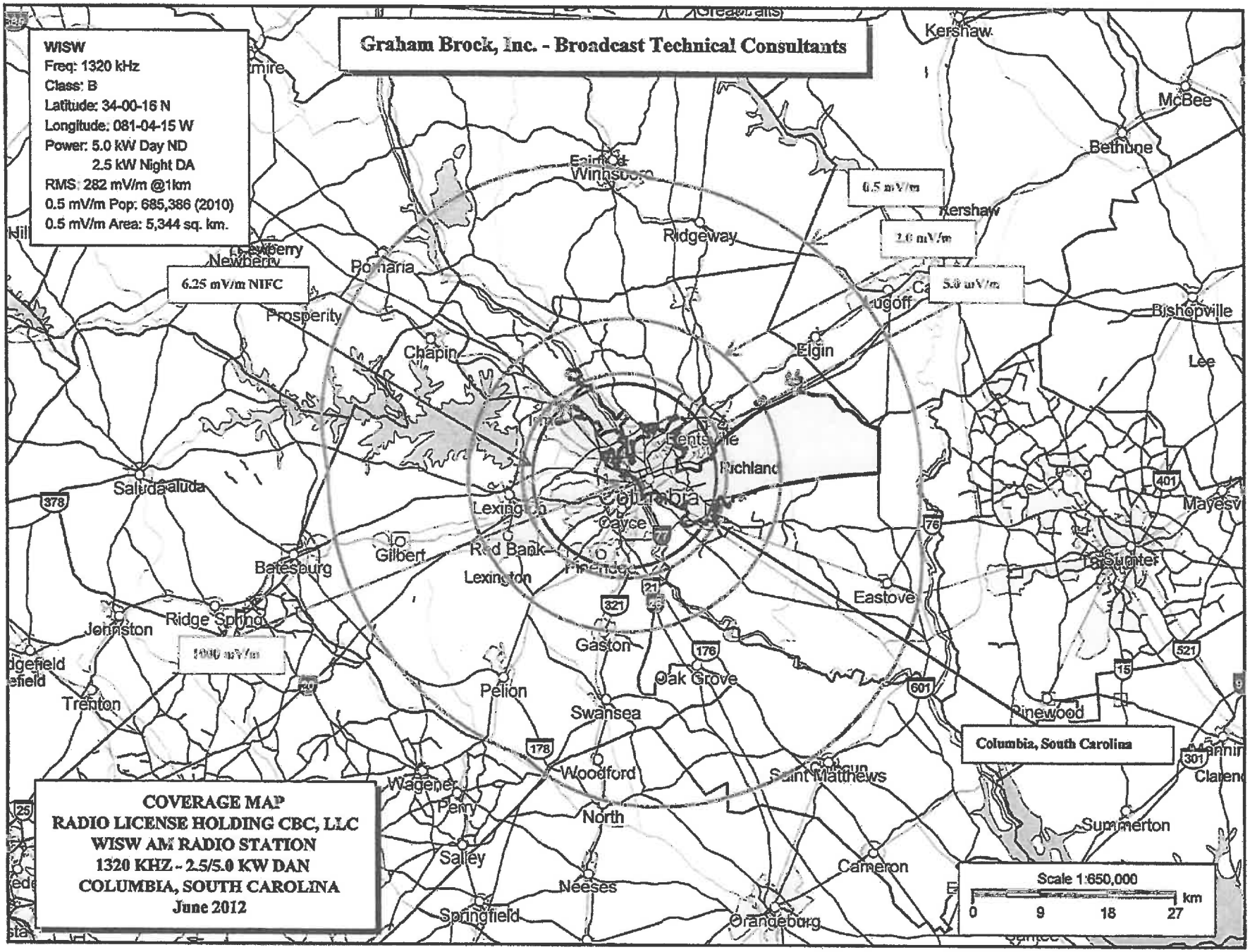
Graham Brock, Inc. - Broadcast Technical Consultants
WISW
Freq: 1320 kHz
Class: B
Latitude: 34-00-16 N
Longitude: 081-04-15 W
Power: 5.0 kW Day ND
2.5 kW Night DA
RMS: 282 mV/m @1km
0.5 mV/m Pop: 685,386 (2010)
0.5 mV/m Area: 5,344 sq. km.
6.25 mV/m NIFC
0.5 mV/m
2.0 mV/m
5.0 mV/m
Columbia, South Carolina
COVERAGE MAP
RADIO LICENSE HOLDING CBC, LLC
WISW AM RADIO STATION
1320 KHZ - 2.5/5.0 KW DAN
COLUMBIA, SOUTH CAROLINA
June 2012
Scale 1:650,000
0 9 18 27 km

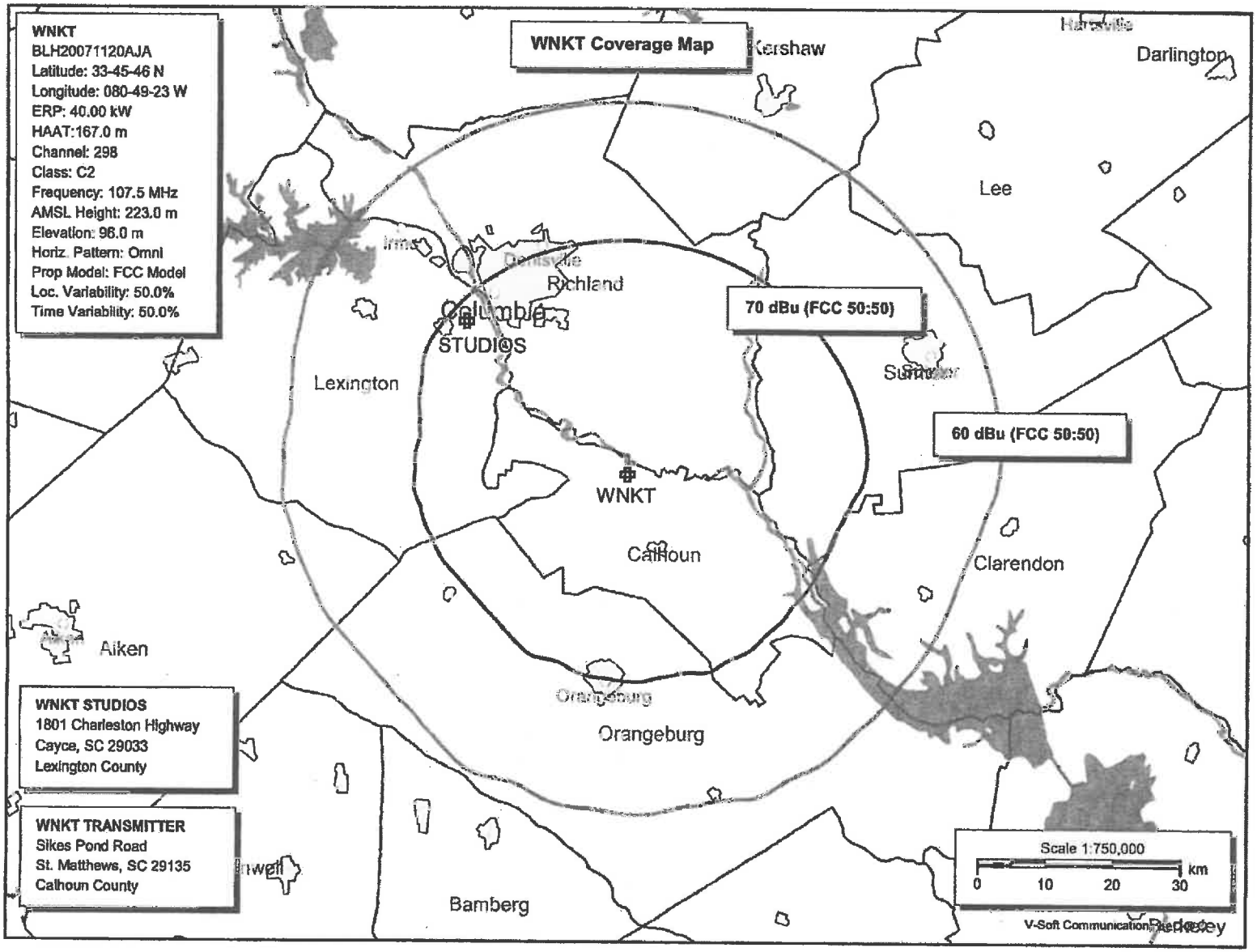
WNKT
BLH20071120AJA
Latitude: 33-45-46 N
Longitude: 080-49-23 W
ERP: 40.00 kW
HAAT:167.0 m
Channel: 298
Class: C2
Frequency: 107.5 MHz
AMSL Height: 223.0 m
Elevation: 96.0 m
Horiz. Pattern: Omni
Prop Model: FCC Model
Loc. Variability: 50.0%
Time Variability: 50.0%
WNKT Coverage Map
70 dBu (FCC 50:50)
60 dBu (FCC 50:50)
Kershaw
Darlington
Lee
Richland
Columbia
STUDIOS
Lexington
WNKT
Calhoun
Clarendon
Aiken
Orangeburg
Orangeburg
Bamberg
WNKT STUDIOS
1801 Charleston Highway
Cayce, SC 29033
Lexington County
WNKT TRANSMITTER
Sikes Pond Road
St. Matthews, SC 29135
Calhoun County
Scale 1:750,000
km
0
10
20
30
V-Soft Communications

Number 10 – Websites

1. Blog http://www.lexingtonsc.org/blog
2. Restaurants http://www.lexingtonsc.org/restaurants
3. Visitors Center http://www.lexingtonsc.org/visitor_center/
4. Lexington County Parks http://www.lexingtonsc.org/parks/
5. What to do in Lexington http://www.lexingtonsc.org/visitor_center/what-to-do-lexington-sc.htm
6. History http://www.lexingtonsc.org/community_history/
7. Relocation http://www.lexingtonsc.org/relocation_information/
8. Shopping http://www.lexingtonsc.org/shopping/
9. Lake Life http://www.lexingtonsc.org/lakelife/
10. Hotels http://www.lexingtonsc.org/hotels/
11. Festivals and Events http://www.lexingtonsc.org/festivals-events/index.php
12. Attractions http://www.lexingtonsc.org/attractions/index.php
13. Jobs http://www.lexingtonsc.org/jobs/category/
14. Religion http://www.lexingtonsc.org/religion/
15. Antiques http://www.lexingtonsc.org/antiques/index.php
16. Shopping http://www.lexingtonsc.org/list/QL/shopping-specialty-retail.htm
17. Events http://www.lexingtonsc.org/events/
18. Jobs http://www.lexingtonsc.org/jobs/category/
19. Hotels index http://www.lexingtonsc.org/hotels/index.php
20. Jobs http://www.lexingtonsc.org/jobs

11. How many people do you expect to attend? UNDETERMINED - USUALLY 40,000

12. Of this number, how many are tourists? UNKNOWN (Tourists: "*People taking trips outside of their home communities for any purpose, except daily commuting to and from work.*") [SC Code of Laws, Chapter 6, Section 6-4-5 (4)].

13. List the methods used to track tourists:
- ☐ Web page inquires - estimated inquires per month_____
- ☐ Phone call inquiries - estimated phone calls per month_____
- ☐ Brochure mailings - estimated brochures mailed per month_____
- ☐ Event ticket sales - estimated tickets sold per event_____
- ☐ Event registration - estimated registrants per event_____
- ☐ Hotel sales - estimated sales per event/per month_____
- ☐ License plates - estimated count per event_____
- ☐ Surveys - estimated number of responses per survey_____
- ☐ Other than listed:

Difficult to determine

14. County accommodations funds are generated from the hotels in the unincorporated areas of the County. Please list the hotels and number of room nights you have used or plan to use for your event/project located in the unincorporated areas of Lexington County only:

Unknown

15. Please indicate you have read: **Chapter 6, Sections 6-4-5 (4) and 6-4-10, SC Code of Laws, 1976**? ☑Yes ☐No

16. Project Budget - **Request for funds must meet the requirements of Chapter 6, Section 6-4-10, SC Code of Laws, 1976, as amended.**

a. Estimated total cost of Project $ 78,000.00
b. Amount of Accommodations Funds requested for this Project: $ 45,000.00
c. This request equals what percent of the total Project/Event Budget? 58.00 %
d. List specifically what the funds will be used for and the estimated amount i.e. brochures - $1,500, etc. Offset costs of Lake Murray website, flash drives, video production, etc.

SEE ATTACHED BUDGET

17. Has your project or organization previously received Accommodations Tax Funds?
☑Yes ☐No

a. If yes, state year 2012-13, amount $ 8,500.00, source Lexington County, and purpose: Signage for new Visitors Center

b. For each award year, did you expend 100% of the Accommodations Tax Funds you received?
☑Yes ☐No

c. If no, please explain:_____

Estimated Total Costs of Project

Transformation of Greater Lexington Chamber County Visitor Center

Amount	Item
$30,000.00	Video Production
$10,000.00	Flash drives
$15,000.00	Software development for apps
$15,000.00	lovinlakemurray website
$5,000.00	iPads/touchscreen information directories
$2,000.00	Brochures
$1,000.00	Flash drive dispenser
$78,000.00	Total Amount

18. Type of Organization:
Please check one:

- ☐ County
- ☐ Municipal
- ☐ Non-profit Organization
- ☐ Community service club, church, etc.
- ☐ 501(c) 3
- ☑ Other: Non-profit 501(c)6

Note: For-profit organizations are not eligible for Accommodations Tax Funds

19. Project description - please attach a report with the following information needed by the Tourism Expenditure Review Committee to be sure that the event/project was in accordance to Section 6-4-10 of the S.C. Code of Laws (***Use separate sheet for Project Description if needed***):
    a. General description
    b. State the benefit that this project will serve toward promoting tourism and the Lexington County Community
    c. Total attendance to the event/project versus the number of total tourists in attendance
    d. Economic impact generated by tourism to the event/project
    e. Overall description of how the event/project attracts and promotes tourists to the area and specifically how the Accommodations Tax Funds were used to accomplish this
    f. Additional comments:

PLEASE NOTE: Applicant and/or representatives must be present during review process by the Accommodations Tax Advisory Board in order to be considered for funding.

Signature of Event/Project Director:

Randy Halfacre	President/CEO
Print Name	Title
[signature]	1/3/13
Signature	Date

Lexington Visitors Center Operations

19 (a) Description of Project

The Greater Lexington Chamber and Visitors Center is the first stop for Lexington County visitors and tourists because it is located in the heart of the county – the county seat. This is generally where visitors and those interested in locating in our county get information about area hotels, restaurants, events, and attractions. Located about three miles from I-20 and close to I-26, the Visitors Center is convenient to travelers throughout Lexington County.

The Visitors Center, as part of the Greater Lexington Chamber, moved to a new, larger office on Main Street. The expansion more than doubled the size of the Visitors Center to almost 1,000 square feet. Better visibility, increased parking, and more interior space have created more opportunities to help visitors and tourists. The building includes a 600-square-foot Board Room and 1,800 square-foot Community Room, providing opportunities for gatherings (family reunions, corporate events) for out-of-towners. Photos of Lexington County attractions and landmarks will be displayed to showcase its diversity and heritage.

The Greater Lexington Chamber and Visitors Center website, www.lexingtonsc.org, is at the very top of Google's list. **All Lexington County hotels are listed with links to their web pages, allowing visitors to make reservations directly from our website.** The site also has a regularly updated virtual Visitors Center, which features restaurants, events, activities, golf courses, ball parks, churches, shopping districts, recreation areas, children's activities, arts programs and Lake Murray information. Our company membership base of almost 1,000 members routinely refers visitors to hotels/motels in our county.

The GLC&VC's branding/media manager uses social media, including Facebook, Twitter, LinkedIn and YouTube, to attract visitors to Lexington County events, hotels, and restaurants. Social media has become the fastest-growing way to communicate and interact with the public, and the branding/media manager is directing followers across the globe to Lexington County.

Each year, the GLC&VC prepares 400 "Welcome to Lexington" bags to inform teachers attending the Lexington District One Recruitment Fair about the benefits of visiting and locating in Lexington County. These bags contain brochures, coupons, and promotional items from local businesses. In 2013, the GLC&VC will provide contents for 250-400 welcome bags for all ten branches of the Lexington County Library, which fields numerous requests from newcomers and visitors.

19 (b) Benefit to Tourism and Community

The Greater Lexington Chamber and Visitors Center helps promote tourism every day by providing individual attention to each visitor and telephone and electronic request. The current Visitors Center has brochures about Lexington

County hotels, Lake Murray vacation rental homes, attractions, restaurant menus, maps, and up-to-date details about festivals, parades and sporting events. Walk-in visitors are helped with directions to local places of interest. Telephone calls and email inquiries come from people across the United States looking for information about Lexington County businesses, attractions, and events. In 2012, a family from China was helped with Lexington relocation information. Government agencies within the county send visitors and callers to the Greater Lexington Chamber and Visitors Center for assistance. The GLC&VC is staffed with people who are very familiar with the area and can help visitors quickly, by phone, email or in person. In 2013, the Visitors Center will begin limited Saturday operations to help visitors and newcomers. Additional staff and interns will be required to manage the center during these expanded hours, provided funds are made available.

Based upon tax dollars allocated, the GLC&VC will promote Lexington County in several new, inventive ways. They include:

- **Contracting with a production company to produce a video tour of Lexington County**. Lexington County offers many unique, undiscovered attractions and experiences, and this video will provide an immediate, up-close tour. The video will be available on both www.lexingtonsc.org and the new website referenced below, as well as **copied on flash drives for visitors**. Area hotels, the Columbia Metropolitan Airport, and South Carolina Welcome Centers will be provided these flash drives, and our Visitors Center **will offer an outdoor dispenser that will dispense the drives for those who visit after office hours.**

- **Contracting with a software development company to create a Lexington County tour app for iPhones, iPads, and Androids.** Links would be available on www.lexingtonsc.org and the website referenced below for easy download capability.

- **Creating a Lexington County tour brochure**, to be carried at hotels, Lexington County libraries, the Columbia Metropolitan Airport and other South Carolina airports (Myrtle Beach, Greenville-Spartanburg, etc.), South Carolina Welcome Centers, and other local Chambers in the state.

- **Launching a website in 2013 specifically to promote Lake Murray recreation, tourism, and relocation.** Staff members have been approached by Lake Murray businesses and realtors who say there's not enough information for people interested in regattas, rentals, lake access, and marinas. To meet those needs, a new website, www.lovinlakemurray.com, is being developed. One novel way the website will be promoted is by a Fishing Tournament Ambassador, who will participate in fishing tournaments and travel the Carolinas and beyond in a boat "wrapped" with Lake Murray ads.

- **Making iPads and a touchscreen information directory available in the Visitors Center** for visitors to use. This technology will allow visitors fast access to information about county restaurants, hotels, events, attractions, etc.

- **Buying ads in Lexington County school sports programs** that promote the GLC&VC's virtual Visitors Center

- **Sending Visitor Attraction packages, (to include gift certificates to local hotels, restaurants and attractions, etc.), with flash drives and brochures about Lexington County,** to out-of-town/state Chambers for silent auctions/fundraisers they present. This practice was initiated by the GLC&VC.

Of particular note, Lexington County is expecting **8-10,000 people in August 2014 for the Dixie Youth Baseball World Series Championship.** Brochures, flash drives, and other items promoting Lexington County will be sent to participating teams from 11 states, from Virginia to Texas, in advance of the tournament. The Lexington County Dixie Youth League has asked the GLC&VC to be the coordinating entity for all activities associated with the World Series Tournament. Our staff will assist with hotel reservations, attractions, restaurants, etc. As well, this year's Chamber Board Chairman is serving as the tournament chairman in 2014.

19 (c) Number of Visitors

The knowledgeable and friendly staff helps hundreds of visitors each year who come through the Visitors Center. Telephone, mail and email requests come in daily from people planning to travel through or to Lexington County for a family, sporting or entertainment event.

A number of visitor and relocation information packets are mailed each year. A list of hotels and hotel brochures are included in the visitor and relocation packets. Potential new residents need hotel information for their visits to Lexington County while they decide where to relocate. Last year there were about 150,000 visitors to the website viewing 285,000 pages.

Business people from across the globe come to Lexington County to train or conduct seminars at various companies. One large Europe-based corporation/Chamber member doesn't track that data because those travel plans are made individually, but we're assured many of those executives are staying in Lexington County hotels. One corporate Chamber member, Prysmian Cables & Systems, tallied 1,057 nights in Lexington County hotels for seven months. Prysmian also hired a local restaurant to handle catering.

19 (d) Economic Impact

In recent years the Greater Lexington Chamber and Visitors Center has become a more powerful voice for economic development and public policy in Lexington County as well as the midstate region. This influence has helped draw large corporations (examples: Amazon.com, Nephron Pharmaceuticals) to Lexington County. Those corporations, in turn, promote Lexington County to others.

Without the Greater Lexington Chamber and Visitors Center and its popular website, there would be a void of comprehensive information for and about visitor/tourist attractions in Lexington County. As previously mentioned, the GLC&VC's website is at the very top of Google's list when searching for Lexington or Lexington County, SC. Additionally, our Visitors Center is a popular place for people to call or visit for information about the entire Lexington County area regarding attractions, lodging, restaurants, and events.

19 (e) Use of Accommodations Tax Funds

This year the Greater Lexington Chamber and Visitors Center is respectfully requesting $45,000 to help transform the way visitors are attracted to and informed about Lexington County, using the initiatives outlined above in 19(b). The GLC&VC continues its commitment **solely to Lexington County**. With help from the Accommodations Tax Fund, we can expand our mission to show others the many intriguing experiences and surprising attractions Lexington County offers.

County of Lexington
Accommodations Tax Fund
FY 2013/14

FUNDING SOURCES

Organization: Greater Lexington Chamber & Visitor Center

List of Funding Sources	Actual 2011/12	Current 2012/13	Estimated 2013/14
Membership	$250,393.00	$282,060.00	$285,000.00
Fundraising	$19,401.00	$21,400.00	$19,000.00
County Accommodations Tax	$15,000.00	$15,000.00	$20,000.00
Town of Lexington Accommodations Tax	$39,090.00	$52,470.00	$20,000.00
Monthly Breakfast	$21,924.00	$20,000.00	$20,000.00
Conference Room Rentals	$6,815.00	$7,000.00	$8,500.00
Special Events	$116,286.00	$117,125.00	$100,000.00
Membership Services	$40,521.00	$37,500.00	$39,000.00
Miscellaneous	$7,835.00	$8,700.00	$7,200.00
Education Events	$2,500.00	$2,750.00	$2,500.00
	$519,765.00	$564,005.00	$521,200.00

County of Lexington
Accommodations Tax Fund
FY 2013/2014

EXPENDITURES

Organization: GLCAVC

List of Expenditures	Actual 2011/12	Current 2012/13	Estimated 2013/14
Personnel	$331,365.00	$343,000.00	$350,000.00
Facilities	$19,903.00	$17,600.00	$16,000.00
Dues, Subscriptions & Conferences	$6,645.00	$8,004.00	$8,000.00
Postage, Printing & Office Supplies	$14,002.00	$14,500.00	$16,000.00
Telephone	$6,961.00	$6,500.00	$6,000.00
Promotions	$4,424.00	$4,500.00	$5,000.00
Special Events	$31,664.00	$36,050.00	$32,000.00
Monthly Breakfast	$16,565.00	$18,000.00	$18,000.00
Office Equipment/Update & Furniture		$1,000.00	$12,500.00
Fund-raising Expense		$1,000.00	$1,000.00
Website/Technology - Maintenance/Update	$8,294.00	$8,996.00	$9,000.00
Taxes & Insurance	$3,492.00	$2,960.00	$3,500.00
Capital Improvement	$7,519.00	$3,000.00	$6,000.00
Interest Expense	$9,750.00	$20,000.00	$20,000.00
Annual Audit / Legal Fees	$6,705.00	$6,500.00	$7,500.00
Miscellaneous	$7,613.00	$7,675.00	$7,500.00
Membership Services	$22,507.00	$23,000.00	$24,000.00
	$497,409.00	$522,285.00	$542,000.00

Reset Form | Save A Copy | Print Form

County of Lexington
Accommodations Tax Fund
FY 2012/13 FINAL REPORT

I. PROJECT INFORMATION:

Organization Name: Greater Lexington Chamber & Visitor Center

Project/Event Name: Visitor Information Center

Contact Name: Randy Halfacre Phone: 803-359-6113

II. PROJECT COMPLETION:

Were you able to complete the project/event as stated in your original application? Yes

If no, state any problems you encountered:

III. PROJECT SUCCESS:

Please share any additional comments regarding the project (e.g., lessons learned, successes, problems encountered, etc.):

IV. PROJECT ATTENDANCE:

Record numbers in table below as requested by the Tourism Expenditure Review Committee. Numbers are to reflect attendance and funds received for projects for current and previous years.

	2012/13 Current Year	2011/12 Previous Year
Total Budget of Event/Project	$90,000.00	$80,448.00
Amount Funded by the Lexington County Accommodations Tax Fund	$8,500.00	$15,000.00
Amount Funded by the Lexington County Accommodations Tax Funds from all Sources	$52,470.00	$39,090.00
Total Attendance		
Total Tourists*		

**Tourists are generally defined as those who travel 50 miles or more to attend.*

V. METHODS:

Please describe the methods used to capture the attendance data listed above (license plates, surveys, etc.):_

VI. PROJECT BUDGET:

Attach a report indicating what project expenses were paid for using the Lexington County Accommodations Tax Funds for the fiscal year.

VII. ORGANIZATION SIGNATURE:

Provide signature of official with the organization verifying accuracy of above statements.

Randy Halfacre
Print Name

President/CEO
Title

Signature

1/3/13
Date

Project Budget Report

Lexington County Accommodations Tax
FY 2011-2012
$15,000 Received

Greater Lexington Chamber and Visitors Center

Expenditures:	
Personnel	$ 51,250
Utilities	1,500
Maintenance	893
Website Expenses	17,500
Supplies	825
Telephone	3,180
Postage	4,800
Lawn	500
	$ 80,448
Less Accommodations Tax received:	
Lexington County	$ 15,000
Town of Lexington	39,090
Balance of Operation Expenses	$ 26,358

(These numbers are based on percentages of our total budget and are actual expenses related to the operation of the Greater Lexington Visitors Center.)

County of Lexington
Accommodations Tax Fund
FY 2013/2014



APPLICATION

1. Name of Project/Event: Visitor Information Center

2. Sponsoring Organization: Batesburg-Leesville Chamber of Commerce & Visitor's Center

   Mailing Address: P.O. Box 2178, Batesburg-Leesville, SC 29070

3. Event/Project Director:

   Name Mike Taylor Title President

   Telephone 803-532-4339 Alternate Telephone 803-622-9980

   Fax Number 803-532-3978

   Email mike@batesburg-leesvillechamber.org

4. Event Website: www.batesburg-leesvillechamber.org

5. Event/Project Category (*Check One*):
   - ☐ Tourism, Advertising/Promotion - *see #10 for advertising/promotion sources*
   - ☑ Tourism Related Expenditures: Visitor's Information Center

6. Project Timeline: Beginning date 01/01/2013 End date 01/01/2014

7. Location of Project/Event: 350 E. Columbia Ave., Batesburg-Leesville, SC 29070

8. Number of employees: #Full-time 1 #Part-time 1

9. Do you advertise outside a 50-mile radius? ☑ Yes ☐ No

10. If yes to #9, please check all that apply to advertising sources outside of Lexington County:
    - ☑ Rack Cards - # distributed 315
    - ☑ Brochures - # distributed 145
    - ☑ Posters - # distributed 105
    - ☐ Magazine Ads - # ads _____ (list ads and distribution range on separate sheet)
    - ☐ Newspaper Ads - # ads _____ (list newspapers and distribution range on separate sheet)
    - ☐ Television Ads - # ads _____ (list stations and viewing range on separate sheet)
    - ☐ Radios Ads - # ads _____ (list stations and listener range on separate sheet)
    - ☐ Billboards - # ads _____ (list number and location of billboards on separate sheet)
    - ☑ Websites - # web pages other than primary website # 1 (list on separate sheet with target audience)
    - ☑ Other than listed above: Facebook (list on separate sheet with target audience)

11. How many people do you expect to attend? 95,000

12. Of this number, how many are tourists? 59,000 (Tourists: "*People taking trips outside of their home communities for any purpose, except daily commuting to and from work.*") [SC Code of Laws, Chapter 6, Section 6-4-5 (4)].

13. List the methods used to track tourists:
- ☑ Web page inquires - estimated inquires per month 2,000
- ☑ Phone call inquiries - estimated phone calls per month 31
- ☑ Brochure mailings - estimated brochures mailed per month 7
- ☑ Event ticket sales - estimated tickets sold per event 175
- ☑ Event registration - estimated registrants per event 165
- ☐ Hotel sales - estimated sales per event/per month
- ☐ License plates - estimated count per event
- ☐ Surveys - estimated number of responses per survey
- ☑ Other than listed:
  Visitor Center Walk-ins 250

14. County accommodations funds are generated from the hotels in the unincorporated areas of the County. Please list the hotels and number of room nights you have used or plan to use for your event/project located in the unincorporated areas of Lexington County only:
Comfort Suites, Main St., Lexington 23
The Able House Inn 10
Leesville Lodge 6
Spinners Resort and Hampton Inn 19

15. Please indicate you have read: **Chapter 6, Sections 6-4-5 (4) and 6-4-10, SC Code of Laws, 1976**? ☑Yes ☐No

16. Project Budget - **Request for funds must meet the requirements of Chapter 6, Section 6-4-10, SC Code of Laws, 1976, as amended.**

a. Estimated total cost of Project $ 102,800.00
b. Amount of Accommodations Funds requested for this Project: $ 5,000.00
c. This request equals what percent of the total Project/Event Budget? 5.00 %
d. List specifically what the funds will be used for and the estimated amount i.e. brochures - $1,500, etc. Event Flyers, Posters, Advertising $3000; Brochures & Postage $2000

17. Has your project or organization previously received Accommodations Tax Funds?
☑Yes ☐No

a. If yes, state year 2012/13, amount $ 4,750.00, source Lexington County, and purpose: Visitor's Information Center

b. For each award year, did you expend 100% of the Accommodations Tax Funds you received?
☑Yes ☐No

c. If no, please explain:

18. Type of Organization:
Please check one:

- ☐ County
- ☐ Municipal
- ☑ Non-profit Organization
- ☐ Community service club, church, etc.
- ☐ 501(c) 3
- ☐ Other: _____

Note: For-profit organizations are not eligible for Accommodations Tax Funds

19. Project description - please attach a report with the following information needed by the Tourism Expenditure Review Committee to be sure that the event/project was in accordance to Section 6-4-10 of the S.C. Code of Laws (***Use separate sheet for Project Description if needed***):
    a. General description
    b. State the benefit that this project will serve toward promoting tourism and the Lexington County Community
    c. Total attendance to the event/project versus the number of total tourists in attendance
    d. Economic impact generated by tourism to the event/project
    e. Overall description of how the event/project attracts and promotes tourists to the area and specifically how the Accommodations Tax Funds were used to accomplish this
    f. Additional comments:

_____
_____
_____
_____
_____
_____

PLEASE NOTE: Applicant and/or representatives must be present during review process by the Accommodations Tax Advisory Board in order to be considered for funding.

Signature of Event/Project Director:

Robert M. Taylor	President
Print Name	Title
Robert M Taylor	1/3/13
Signature	Date

County of Lexington
Accommodations Tax Fund
FY 2013/14

FUNDING SOURCES

Organization: Batesburg-Leesville Chamber of Commerce & Visitor's Center

List of Funding Sources	Actual 2011/12	Current 2012/13	Estimated 2013/14
Membership	$43,067.00	$31,702.00	$36,500.00
Membership Opportunities	$3,562.00	$1,777.00	$2,800.00
Monthly Membership Meeting	$1,050.00	$900.00	$1,000.00
County Accommodations Tax	$5,000.00	$4,750.00	$4,000.00
Special Events	$59,536.00	$43,716.00	$50,000.00
Miscellaneous	$4,234.00	$2,662.00	$3,400.00
Building Rental	$5,000.00	$3,125.00	$5,100.00
	$121,449.00	$88,632.00	$102,800.00

County of Lexington
Accommodations Tax Fund
FY 2013/2014

EXPENDITURES

Organization: Batesburg-Leesville Chamber of Commerce & Visitor's Center

List of Expenditures	Actual 2011/12	Current 2012/13	Estimated 2013/14
Personnel	$48,965.00	$39,613.00	$40,500.00
Facilities	$6,785.00	$6,714.00	$7,000.00
Dues	$440.00	$517.00	$500.00
Postage, Printing, Office Supplies	$9,616.00	$4,077.00	$5,200.00
Telephone	$2,547.00	$2,320.00	$2,500.00
Promotions	$1,047.00	$513.00	$1,000.00
Special Events	$16,977.00	$13,571.00	$15,500.00
Monthly Membership Meeting	$6,884.00	$3,893.00	$4,500.00
Membership Services	$1,565.00	$492.00	$1,100.00
Miscellaneous	$330.00	$660.00	$700.00
Taxes/Insurance	$11,877.00	$13,132.00	$16,500.00
Rent Expense	$7,800.00	$7,835.00	$7,800.00
	$114,833.00	$93,337.00	$102,800.00

Reset Form | Save A Copy | Print Form

County of Lexington
Accommodations Tax Fund
FY 2012/13 FINAL REPORT

I. PROJECT INFORMATION:

Organization Name: Batesburg-Leesville Chamber of Commerce & Visitor's Center

Project/Event Name: Visitor Information Center

Contact Name: Mike Taylor Phone: 803-532-4339

II. PROJECT COMPLETION:

Were you able to complete the project/event as stated in your original application? Yes

If no, state any problems you encountered:

III. PROJECT SUCCESS:

Please share any additional comments regarding the project (e.g., lessons learned, successes, problems encountered, etc.):

The recession has limited growth in the area but request for information and relocation packages have increased. With limited resources it is important to find the best avenue of advertising for our festivals.

IV. PROJECT ATTENDANCE:

Record numbers in table below as requested by the Tourism Expenditure Review Committee. Numbers are to reflect attendance and funds received for projects for current and previous years.

	2012/13 Current Year	2011/12 Previous Year
Total Budget of Event/Project	$88,632.00	$117,264.00
Amount Funded by the Lexington County Accommodations Tax Fund	$4,750.00	$5,000.00
Amount Funded by the Lexington County Accommodations Tax Funds from all Sources		
Total Attendance	92,000	95,000
Total Tourists*	58,175	61,750

**Tourists are generally defined as those who travel 50 miles or more to attend.*

V. METHODS:

Please describe the methods used to capture the attendance data listed above (license plates, surveys, etc.):

Information from SC Poultry Festival, registration give-aways and percentage of out of area registratio

VI. PROJECT BUDGET:

Attach a report indicating what project expenses were paid for using the Lexington County Accommodations Tax Funds for the fiscal year.

VII. ORGANIZATION SIGNATURE:

Provide signature of official with the organization verifying accuracy of above statements.

Robert M. Taylor — Print Name

President — Title

Robert M Taylor — Signature

1/3/13 — Date

County of Lexington

Accommodations Tax Fund

FY 2013/2014

Batesburg-Leesville Chamber of Commerce & Visitor's Center

Item #10 Websites: **Batesburg-leesvillesentinenl.com**
Target: Local residents and worldwide residents interested in visiting or relocating to the Batesburg-Leesville area. This on-line newspaper includes stories from the town, schools, and local merchants.

Facebook-Batesburg-Leesville Chamber of Commerce & Visitor's Center
Target: Local and worldwide residents interested in the activities of the chamber and community.

Item #19 Project Description

General Project Description: Visitor Information Center Operations

The Batesburg-Leesville Chamber of Commerce & Visitor's Center is "Information Central" for Batesburg-Leesville and its surrounding area. The center is the first stop for visitors to this area to pick up information on local businesses, restaurants, hotels, and upcoming events. The office is located on Highway 1 near the Leesville Business District. The Chamber Office is adjacent to Shealy's Bar-B-Que which attracts hundreds of visitors to our town on a daily basis. This gives the visitor's center the unique opportunity to market additional businesses in town and provide information on upcoming events in the community.

For potential visitors, the Chamber's website is filled with information about the town and businesses in the surrounding area. Also included in this online directory are links to the businesses' websites. In addition, the website advertises upcoming events in the area along with contact information concerning these events.

Benefit to Tourism and Community

The Batesburg-Leesville Chamber of Commerce & Visitor's Center helps promote tourism to the area daily by providing individual attention to each visitor and each telephone request. The Chamber office offers an abundance of space to provide visitors and tourists with a wealth of information about Batesburg-Leesville and the surrounding area. Hotel brochures, maps of the area, and up-to-date details of festivals, parades, and sporting events are always available. The Chamber of Commerce Office & Visitor's center serves as an informational highway for one of Lexington County's largest annual events, the South Carolina Poultry Festival. In addition, the Chamber also supplies applications for participating in the festival and information regarding

accommodations for those attending. The Chamber assists the Batesburg Business Association and the Leesville Merchants Association to supply information regarding their annual Flower and Garden Show held in April and annual Fall Fest held in October. This office also partners with the Lexington County Sheriff's Department in organizing, advertising, and assisting with an annual National Night Out. Walk-in visitors are helped with directions to places of interest in the community. Telephone calls come from across the country with inquiries on the local area businesses and attractions and information regarding relocation packages. Inquiries are handled personally and immediate information is provided. The Chamber offers "Welcome Home" packages to people purchasing homes in the area. These packets are put together by the Chamber and include business and school information as well as local area maps and other items of interest. These packets are distributed by local Realtors at the time of the closing of a real estate transaction.

Total attendance

The knowledgeable and friendly staff provides information to hundreds of visitors each year who either come in the office or request information via telephone or email. Batesburg-Leesville welcomes over 95,000 attendees for the three day annual poultry festival, with approximately 60,000 of those living outside the community.

Economic Impact

Without the Batesburg-Leesville Chamber of Commerce & Visitor's Center and its website, there would be a void in the information available regarding Batesburg-Leesville and its surrounding areas. Not only do we promote this area but we also participate in a Joint Chamber Group that consists of four other Lexington County Chambers. This provides an opportunity to promote the entire county of Lexington along with its businesses. The Chamber office plays a vital role in supplying information to newcomers and prospects for the area. We also continue to support and work with the Economic Development committee to continue to promote the area for potential businesses and home owners.

Use of Accommodations Tax Funds

The SC Poultry Festival, annual Flower and Garden Show, National Night Out, Fall Music Festival, annual Fall Fest, and other on-going events continue to attract visitors to our area. Our office promotes tourism for these events by continued advertising via newspapers, e-mail blasts, website postings as well as handbill, newsletter and poster distribution. Batesburg-Leesville experiences positive economic impact from visitors to all of the events, both from their spending while visiting as well as possible relocation to this area. The $5,000 requested by the Batesburg-Leesville Chamber of Commerce & Visitor's Center will help offset a portion of the cost involved with the Visitor's Center operation. Last year postage, paper, printing, and advertising for events and materials used in the distribution of packets was over $7,100. With the help from the Accommodations Tax Fund, the Batesburg-Leesville Chamber of Commerce & Visitor's Center can provide broader promotion of the Batesburg-Leesville area..

County of Lexington Accommodations Tax Fund

FY 2012 Final Report

Expenses Paid by Accommodations Tax Funds

Total Cost For Printing, Postage, Advertising, and Visitor packets $7,199.31

Batesburg-Leesville Chamber of Commerce
Profit & Loss
December 1, 2011 through January 2, 2013

	Dec 1, '11 - Jan 2, 13
Income	
Accomodation Tax	4,750.00
Annual Auction	21,606.63
Annual Banquet	5,165.52
Annual Fashion Show	1,495.00
Blue Cross Blue Shield	1,696.08
Depot Income	261.02
Directory Sponsorship	1,385.42
Dues	32,702.14
Gift Certificate Income	100.00
Golf Tournament	9,036.64
Membership Investment	140.00
Membership Meeting Income	637.00
Membership Meeting Sponsorship	900.00
Miscellaneous Income	605.50
Newsletter Income	308.33
Rental Income - 112 E Columbia	3,125.00
Taste of the Town Income	3,918.02
Trade Show/Business Exp	200.00
Uncategorized Income	22.00
Website	600.00
Total Income	88,654.30
Expense	
Advertising	870.00
Annual Auction Expense	3,607.68
Annual Banquet Expense	5,115.91
Bank Charges	694.15
Building Maintenance	212.91
CEO Community Meetings	513.46
Christmas Parade	205.00
Contributions Expense	50.00
Directory Expenses	1,267.38
Fashion Show Expense	677.49
Gas & Electric	1,908.23
Gifts	24.08
Golf Tournament Expense	3,346.00
Insurance	1,348.00
Maintenance Contracts	116.90
Marketing	30.00
Membership Decals	371.68
Membership Meeting Expenses	3,693.03
Misc Expense/Monthly Printing	1,064.99
Office & Yard Maintenance	455.00
Office Equipment Repair/Mainten	302.55
Office Supplies	2,567.15
Organizational Dues	466.50
Payroll Expenses	29,000.10
Postage	821.95
Reconciliation Discrepancies	-33.96
Rent Expense	7,835.00
Repairs and Maintenance	1,151.00
Ribbon Cuttings	22.68
Salary Benefits	6,000.00
Salary Special Events Coord	4,612.81
Taste of the Town Expense	800.66
Tax Expense	
Unemployment Tax Expense	1,022.36
Tax Expense - Other	10,761.53
Total Tax Expense	11,783.89
Telephone Expenses	2,048.09

Batesburg-Leesville Chamber of Commerce
Profit & Loss
December 1, 2011 through January 2, 2013

	Dec 1, '11 - Jan 2, 13
Travel	60.00
Water	278.75
Web Site	60.00
Total Expense	93,349.06
Net Income	-4,694.76

Last Update: 20 Dec 2012 - 05:14

Reported period: - Year - 2012 OK

Summary

Reported period	Year 2012				
First visit	01 Jan 2012 - 01:07				
Last visit	20 Dec 2012 - 04:57				
	Unique visitors	Number of visits	Pages	Hits	Bandwidth
Viewed traffic *	**<= 15,771** Exact value not available in 'Year' view	**23,820** (1.51 visits/visitor)	**130,048** (5.45 Pages/Visit)	**517,272** (21.71 Hits/Visit)	**3.86 GB** (170.07 KB/Visit)
Not viewed traffic *			**105,391**	**164,306**	**1.46 GB**

* Not viewed traffic includes traffic generated by robots, worms, or replies with special HTTP status codes.

Monthly history

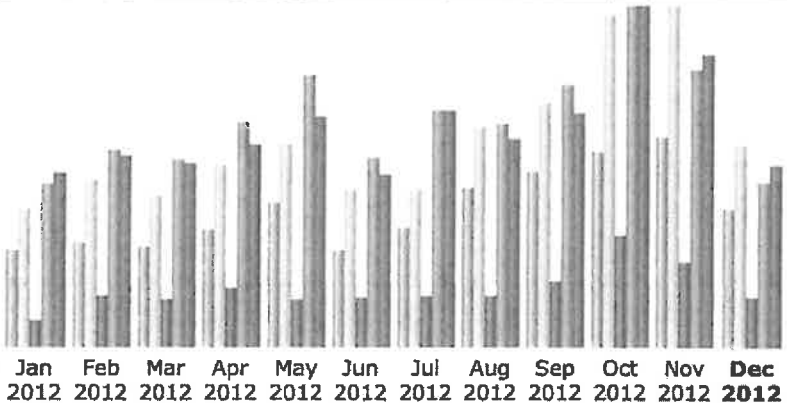

Month	Unique visitors	Number of visits	Pages	Hits	Bandwidth
Jan 2012	923	1,318	4,845	30,592	258.41 MB
Feb 2012	995	1,590	9,580	37,196	285.31 MB
Mar 2012	944	1,446	8,888	35,167	273.60 MB
Apr 2012	1,124	1,729	10,974	42,596	302.52 MB
May 2012	1,373	1,930	8,940	51,477	345.47 MB
Jun 2012	924	1,500	9,183	35,715	257.89 MB
Jul 2012	1,128	1,499	9,646	44,699	352.40 MB
Aug 2012	1,508	2,091	9,570	42,027	311.42 MB
Sep 2012	1,677	2,340	12,384	49,811	349.21 MB
Oct 2012	1,865	3,182	21,128	64,515	510.95 MB
Nov 2012	1,996	3,266	15,937	52,355	439.04 MB
Dec 2012	1,314	1,929	8,973	31,122	270.08 MB
Total	15,771	23,820	130,048	517,272	3.86 GB

Days of month

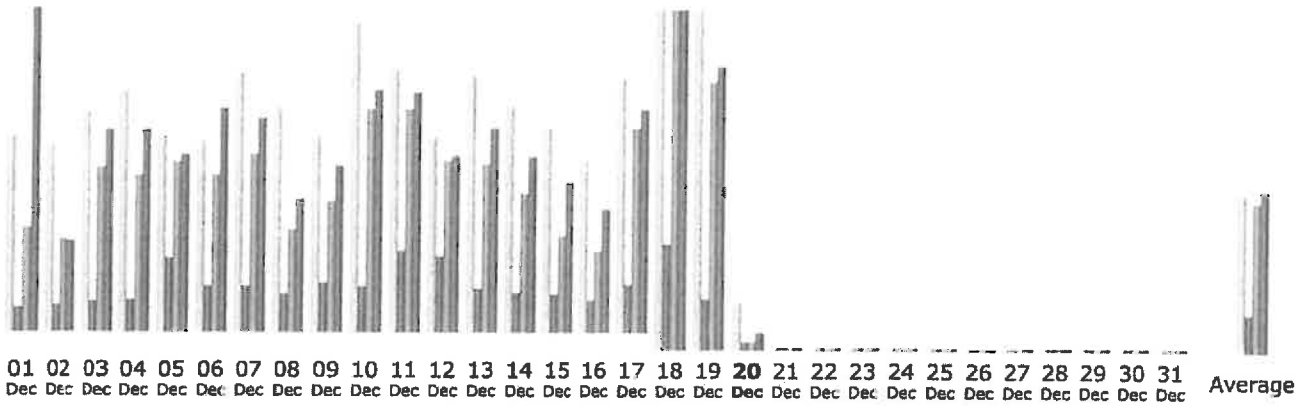

Day	Number of visits	Pages	Hits	Bandwidth
01 Dec 2012	83	236	1,020	22.54 MB
02 Dec 2012	79	252	909	6.24 MB
03 Dec 2012	94	287	1,617	13.94 MB
04 Dec 2012	103	300	1,539	13.99 MB
05 Dec 2012	83	712	1,661	12.29 MB
06 Dec 2012	82	438	1,542	15.44 MB
07 Dec 2012	111	445	1,738	14.77 MB
08 Dec 2012	97	367	994	9.14 MB
09 Dec 2012	83	480	1,272	11.49 MB
10 Dec 2012	132	433	2,179	16.69 MB
11 Dec 2012	112	788	2,194	16.54 MB
12 Dec 2012	83	731	1,691	12.16 MB
13 Dec 2012	110	418	1,649	14.11 MB
14 Dec 2012	97	388	1,344	12.16 MB
15 Dec 2012	87	354	939	10.30 MB
16 Dec 2012	73	304	786	8.52 MB
17 Dec 2012	108	449	2,002	15.42 MB
18 Dec 2012	146	1,040	3,351	23.61 MB
19 Dec 2012	146	486	2,629	19.66 MB
20 Dec 2012	20	65	66	1.06 MB
21 Dec 2012	0	0	0	0
22 Dec 2012	0	0	0	0
23 Dec 2012	0	0	0	0
24 Dec 2012	0	0	0	0
25 Dec 2012	0	0	0	0
26 Dec 2012	0	0	0	0
27 Dec 2012	0	0	0	0
28 Dec 2012	0	0	0	0
29 Dec 2012	0	0	0	0
30 Dec 2012	0	0	0	0
31 Dec 2012	0	0	0	0
Average	67	366	1,457	11.14 MB
Total	1,929	8,973	31,122	270.08 MB

Days of week

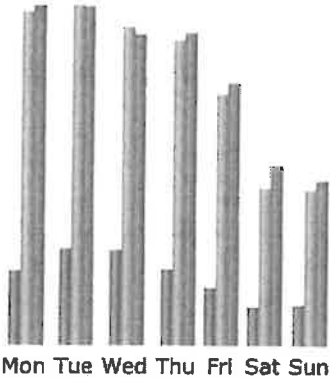

Day	Pages	Hits	Bandwidth
Mon	396	1,827	13.90 MB
Tue	524	1,865	13.89 MB
Wed	514	1,747	12.71 MB
Thu	407	1,673	12.78 MB
Fri	300	1,368	10.68 MB
Sat	201	859	7.31 MB
Sun	213	844	6.66 MB

Hours

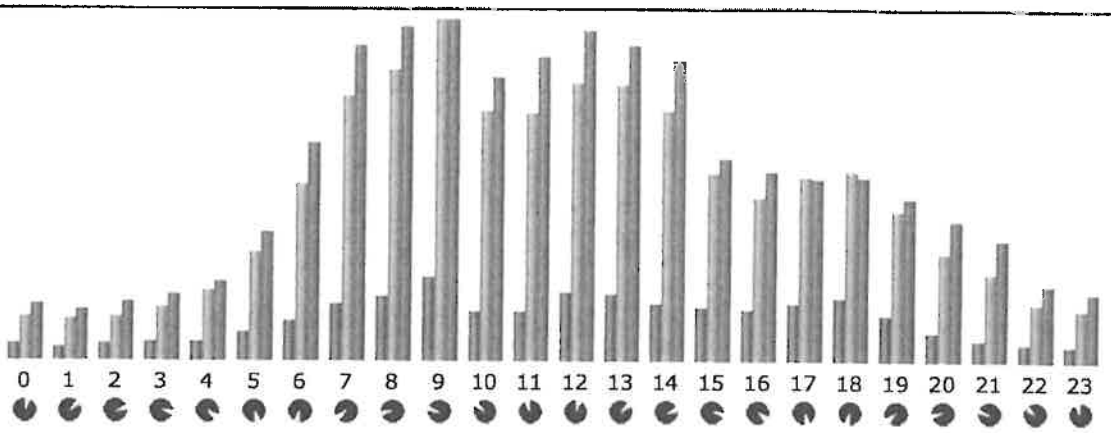

Hours	Pages	Hits	Bandwidth	Hours	Pages	Hits	Bandwidth
00	2,171	5,738	49.32 MB	12	9,010	36,779	291.52 MB
01	1,747	5,292	44.58 MB	13	8,749	36,522	276.85 MB
02	2,029	5,770	50.67 MB	14	7,506	32,979	264.23 MB
03	2,505	6,948	58.09 MB	15	7,013	24,775	178.11 MB
04	2,329	9,198	69.85 MB	16	6,787	21,605	166.22 MB
05	3,573	14,294	112.38 MB	17	7,304	24,192	159.75 MB
06	5,283	23,340	191.11 MB	18	8,092	24,958	160.65 MB
07	7,378	35,119	277.58 MB	19	5,954	19,732	142.05 MB
08	8,368	38,725	293.85 MB	20	3,612	14,259	123.07 MB
09	10,993	45,305	300.04 MB	21	2,726	11,496	105.54 MB
10	6,331	33,146	248.45 MB	22	2,091	7,456	65.60 MB
11	6,519	32,878	266.88 MB	23	1,978	6,766	59.95 MB

Countries (Top 25) - Full list

Countries		Pages	Hits	Bandwidth
United States	us	102,921	476,744	3.38 GB
China	cn	5,100	5,742	75.96 MB
France	fr	4,584	4,726	69.46 MB
Poland	pl	2,893	3,048	44.54 MB
Ukraine	ua	2,586	2,775	41.06 MB
Russian Federation	ru	2,485	5,233	50.16 MB
Germany	de	1,657	2,150	26.96 MB
Romania	ro	1,590	1,890	21.58 MB
Japan	jp	1,030	2,553	29.50 MB
Sweden	se	935	1,272	17.08 MB
Netherlands	nl	811	905	12.90 MB
Great Britain	gb	463	942	8.17 MB
Canada	ca	360	2,183	17.12 MB
Ecuador	ec	303	303	4.48 MB
India	in	288	1,784	14.67 MB
Venezuela	ve	264	264	3.91 MB
Moldova	md	168	181	2.65 MB
Latvia	lv	118	118	1.71 MB
Israel	il	107	109	1.49 MB
European country	eu	85	189	2.00 MB
Finland	fi	84	84	793.10 KB
Seychelles	sc	77	77	1.21 MB
Thailand	th	74	174	1.83 MB
Czech Republic	cz	73	106	1.25 MB
South Korea	kr	72	107	1.48 MB
Others		920	3613	48.15 MB



Hosts (Top 25) - Full list - Last visit - Unresolved IP Address

Hosts : 14167	Pages	Hits	Bandwidth	Last visit
74.126.136.13	9,640	10,526	10.59 MB	28 Aug 2012 - 09:03
74.126.136.12	8,717	10,156	15.92 MB	27 Apr 2012 - 12:54
74.126.136.37	6,016	6,343	5.95 MB	01 Nov 2012 - 14:31
74.126.136.48	4,847	5,141	5.16 MB	18 Dec 2012 - 12:10
199.19.109.246	3,717	3,717	55.51 MB	20 Dec 2012 - 04:57
46.105.144.71	3,201	3,201	47.80 MB	23 Nov 2012 - 21:45
74.126.136.68	2,846	2,998	2.62 MB	20 Sep 2012 - 14:51
199.19.109.167	2,500	2,500	36.90 MB	29 Nov 2012 - 12:38
71.70.69.69	1,776	3,383	22.18 MB	05 Dec 2012 - 17:51
91.236.74.135	907	907	13.29 MB	21 Nov 2012 - 11:46
91.236.74.137	895	895	13.12 MB	16 Nov 2012 - 06:28
171.161.160.10	802	1,152	7.74 MB	03 Dec 2012 - 14:14
171.159.64.10	683	970	6.19 MB	15 Dec 2012 - 13:41
176.31.64.40	508	508	7.63 MB	13 Jun 2012 - 04:01
207.144.99.5	504	2,501	18.18 MB	18 Dec 2012 - 10:34
178.63.13.148	503	505	5.59 MB	15 Nov 2012 - 09:28

199.46.10.200	496	2,460	15.61 MB	20 Nov 2012 - 12:46
74.126.136.22	411	506	884.25 KB	06 Jul 2012 - 07:21
204.52.167.22	390	3,300	19.57 MB	13 Dec 2012 - 11:15
107.7.107.170	387	3,640	5.36 MB	19 Sep 2012 - 12:50
184.73.40.78	385	385	1.58 MB	04 Apr 2012 - 06:28
184.73.96.165	385	385	1.51 MB	30 Mar 2012 - 00:49
23.20.170.26	384	384	1.49 MB	01 Apr 2012 - 07:11
107.22.27.90	384	384	1.55 MB	03 Apr 2012 - 06:56
146.0.79.23	331	331	4.84 MB	28 Jun 2012 - 05:13
Others	78,433	450,094	3.54 GB	

Authenticated users (Top 10) - Full list - Last visit

Authenticated users : 0	Pages	Hits	Bandwidth	Last visit
Other logins (and/or anonymous users)	130,048	517,272	3.86 GB	

Robots/Spiders visitors (Top 25) - Full list - Last visit

16 different robots*	Hits	Bandwidth	Last visit
Unknown robot (identified by 'bot*')	35,236+5478	490.94 MB	20 Dec 2012 - 05:05
Googlebot	20,200+652	287.18 MB	20 Dec 2012 - 01:41
Unknown robot (identified by '*bot')	12,752+5028	171.06 MB	20 Dec 2012 - 04:53
Yahoo Slurp	14,840+28	121.74 MB	18 Dec 2012 - 22:35
Unknown robot (identified by 'spider')	11,513+850	116.01 MB	20 Dec 2012 - 04:48
Unknown robot (identified by 'robot')	5,421+533	62.16 MB	20 Dec 2012 - 04:38
Unknown robot (identified by 'crawl')	5,508+173	62.16 MB	19 Dec 2012 - 12:40
Unknown robot (identified by empty user agent string)	4,827+114	44.00 MB	18 Dec 2012 - 21:25
Unknown robot (identified by hit on 'robots.txt')	0+2185	3.76 MB	19 Dec 2012 - 22:28
MSNBot	465+16	3.92 MB	05 Dec 2012 - 04:24
Unknown robot (identified by 'discovery')	256+65	2.22 MB	28 Nov 2012 - 08:16
Alexa (IA Archiver)	53+43	876.43 KB	16 Dec 2012 - 06:04
Unknown robot (identified by 'checker')	28	44.49 KB	13 Dec 2012 - 20:24
MSNBot-media	9+9	171.34 KB	03 Dec 2012 - 11:27
Netcraft	2	9.51 KB	02 Jun 2012 - 15:15
Internet Shinchakubin	1	62.19 KB	14 Feb 2012 - 11:40

* Robots shown here gave hits or traffic "not viewed" by visitors, so they are not included in other charts. Numbers after + are successful hits on "robots.txt" files.

Visits duration

Number of visits: 23,820 - Average: 150 s	Number of visits	Percent
0s-30s	19,139	80.3 %
30s-2mn	2,132	8.9 %
2mn-5mn	910	3.8 %
5mn-15mn	606	2.5 %
15mn-30mn	368	1.5 %
30mn-1h	332	1.3 %
1h+	329	1.3 %
Unknown	4	0 %

File type

File type		Hits	Percent	Bandwidth	Percent
css	Cascading Style Sheet file	135,954	26.2 %	466.85 MB	11.8 %
png	Image	117,945	22.8 %	781.01 MB	19.8 %
js	JavaScript file	80,040	15.4 %	582.02 MB	14.7 %
html	HTML or XML static page	64,992	12.5 %	766.88 MB	19.4 %
php	Dynamic PHP Script file	64,525	12.4 %	119.40 MB	3 %
jpg	Image	43,847	8.4 %	1.07 GB	27.7 %
ico	Image	8,122	1.5 %	10.58 MB	0.2 %
gif	Image	1,137	0.2 %	1015.42 KB	0 %
Unknown		496	0 %	6.68 MB	0.1 %
pdf	Adobe Acrobat file	163	0 %	112.29 MB	2.8 %
xml	HTML or XML static page	28	0 %	33.97 KB	0 %
txt	Text file	16	0 %	568.28 KB	0 %
htm	HTML or XML static page	3	0 %	9.36 KB	0 %
docx		3	0 %	69.76 KB	0 %
htc		1	0 %	0	0 %

Downloads (Top 10) - Full list

Downloads: 9	Hits	206 Hits	Bandwidth	Average size
/robots.txt	15,145	0	26.38 MB	1.78 KB
/sites/default/files/Batesburg-LeesvilleChamberBCBS.pdf	221	2	16.07 MB	73.78 KB
/sites/default/files/Chamber%202011%20Investment%20Form.pdf	110	4	9.93 MB	89.22 KB
/sites/default/files/Q2_2009.pdf	98	4	373.41 MB	3.66 MB
/sites/default/files/Lex3NewcomersCard.pdf	94	5	10.69 MB	110.55 KB
/CHANGELOG.txt	15	0	552.77 KB	36.85 KB
http://www.batesburg-leesvillechamber.org/robots.txt	1	0	1.90 KB	1.90 KB
http://batesburg-leesvillechamber.org/robots.txt	1	0	1.90 KB	1.90 KB
///INSTALL.txt	1	0	15.52 KB	15.52 KB

Pages-URL (Top 25) - Full list - Entry - Exit

83 different pages-url	Viewed	Average size	Entry	Exit
/	64,590	12.10 KB	21,924	10,379
/sites/all/modules/ad/serve.php	28,444	829 Bytes	955	8,915
/newsletter/admin/mailings/ajax/status_poll.php	28,152	465 Bytes		59
/index.php	4,189	15.52 KB	27	3,634
/user/login/index.php	560	15.15 KB	2	2
/user/login	446	13.63 KB	232	249
/newsletter/user/mailings.php	411	3.12 KB	347	338
/newsletter/admin/mailings/mailing/compose.php	368	2.44 KB	9	11
/newsletter/admin/mailings/mailing/setup.php	324	1.27 KB	2	1

/newsletter/admin/mailings/mailing/templates.php	261	993 Bytes			
/newsletter/admin/mailings/mailing/ajax.rpc.php	253	2.94 KB	4	1	
/newsletter/admin/mailings/mailing/preview.php	219	1.12 KB			
/newsletter/admin/mailings/mailing/ajax.mailingtest.php	197	1.60 KB	1	8	
/newsletter/admin/mailings/admin_mailings.php	158	1.82 KB	4		
/newsletter/admin/mailings/mailings_start.php	128	7.42 KB	1		
/newsletter/admin/admin.php	120	5.26 KB		1	
/newsletter/	114	1.68 KB	76	2	
/newsletter/admin/subscribers/ajax/manage.list.php	94	13.01 KB		4	
http://www.batesburg-leesvillechamber.org/	93	16.62 KB	40	49	
/newsletter/admin/mailings/mailing_status.php	86	4.54 KB	5	2	
/newsletter/admin/subscribers/ajax/manage.rpc.php	83	641 Bytes		12	
/sites/all/themes/aboutpeople/img/banners/rotate.php	66	62.19 KB	66	66	
/newsletter/admin/subscribers/subscribers_manage.php	52	8.20 KB			
/newsletter/admin/subscribers/ajax/subscriber_del.php	48	1.09 KB			
/newsletter/admin/subscribers/admin_subscribers.php	43	2.07 KB	3		
Others	549	6.88 KB	122	83	

Operating Systems (Top 10) - Full list/Versions - Unknown

Operating Systems	Hits	Percent
Windows	396,436	76.6 %
Macintosh	58,882	11.3 %
Linux	46,202	8.9 %
Unknown	11,494	2.2 %
Java	2,272	0.4 %
BlackBerry	1,492	0.2 %
Symbian OS	299	0 %
Java Mobile	87	0 %
BSD	49	0 %
Unknown Unix system	38	0 %
Others	36	0 %

Browsers (Top 10) - Full list/Versions - Unknown

Browsers	Grabber	Hits	Percent
MS Internet Explorer	No	283,620	54.8 %
Google Chrome	No	69,488	13.4 %
Safari	No	53,190	10.2 %
Firefox	No	45,434	8.7 %
Android browser (PDA/Phone browser)	No	33,773	6.5 %
Unknown	?	8,572	1.6 %
Opera	No	7,847	1.5 %
Mozilla	No	6,783	1.3 %
IPhone (PDA/Phone browser)	No	3,216	0.6 %
LG (PDA/Phone browser)	No	1,528	0.2 %
Others		3836	0.7 %

Connect to site from

Origin			Pages	Percent	Hits	Percent
Direct address / Bookmark / Link in email...			17,498	55.5 %	38,151	70.6 %
Links from an Internet Search Engine - Full list			9,620	30.5 %	9,898	18.3 %
- Google	7,474 / 7,514					
- Microsoft Bing	959 / 959					
- Yahoo!	699 / 701					
- AOL	136 / 136					
- Unknown search engines	133 / 134					
- Ask	98 / 100					
- MyWebSearch	53 / 166					
- Yandex	43 / 43					
- Earth Link	6 / 6					
- Dogpile	4 / 4					
- Baidu	4 / 20					
- Google (Images)	2 / 2					
- InfoSpace	2 / 2					
- AltaVista	2 / 2					
- Microsoft Windows Live	2 / 106					
- Searchalot	1 / 1					
- MetaCrawler (Metamoteur)	1 / 1					
- WebCrawler	1 / 1					
Links from an external page (other web sites except search engines) - Full list			2,177	6.9 %	3,619	6.7 %
- http://www.batesburg-leesville.org	247	248				
- http://www.batesburg-leesville.org/chamber.htm	243	243				
- http://www.columbiacvb.com/listings/index.cfm	58	58				
- http://www.scchamber.net/allies.aspx	43	43				
- http://www.batesburg-leesville.org/index.htm	36	36				
- http://www.search-results.com/web	36	36				
- http://www.batesburg-leesville.org/recreation.htm	29	29				
- http://www.sciway.net/city/batesburg.html	25	25				
- http://www.lexingtonsc.org/shopping/	23	23				
- http://www.sciway.net/org/buscoc.html	23	23				
- http://wcrus.ws	20	20				
- http://www.forums.mk.ua	16	16				
- http://www.artrealstroy.ru	15	15				
- http://vefire.tomsk.ru	14	14				
- http://www.centurylink.net/search/index.php	13	13				
- http://www.facebook.com/l.php	12	12				
- http://evoque.ru	12	12				
- http://evroporte.ru	12	12				
- http://www.batesburg-leesville.org/welcome.htm	12	12				
- http://www.sax-sex.com	12	12				
- http://www.batesburg-leesville.org/municipal_government.htm	12	12				
- http://www.batesburg-leesville.org/churchs.htm	12	12				
- http://asjka.info	12	12				
- http://lovejewel.ru	12	12				
- http://extrabot.com/help/gryvogakydonuly.htm	12	12				
- Others	1,216	2,657				
Unknown Origin			2,196	6.9 %	2,295	4.2 %

Search Keyphrases (Top 10)

Full list

3046 different keyphrases	Search	Percent
twin city news batesburg sc	354	4.5 %
twin city news	193	2.4 %
twin city news batesburg leesville	137	1.7 %
twin city newspaper batesburg sc	128	1.6 %
batesburg leesville chamber of commerce	128	1.6 %
www.batesburg-leesvillechamber.org	104	1.3 %
batesburg leesville newspaper	90	1.1 %
the twin city news	86	1 %
twin city news sc	83	1 %
twin city news batesburg	72	0.9 %
Other phrases	6478	82.4 %

Search Keywords (Top 25)

Full list

1898 different keywords	Search	Percent
batesburg	4238	13 %
sc	3445	10.5 %
leesville	2280	7 %
twin	1708	5.2 %
city	1669	5.1 %
news	1432	4.4 %
in	697	2.1 %
of	657	2 %
newspaper	600	1.8 %
batesburg-leesville	574	1.7 %
chamber	475	1.4 %
the	438	1.3 %
commerce	383	1.1 %
carolina	302	0.9 %
care	232	0.7 %
urgent	222	0.6 %
south	213	0.6 %
center	206	0.6 %
and	148	0.4 %
angelos	144	0.4 %
menu	144	0.4 %
s	137	0.4 %
attic	134	0.4 %
kennedy	129	0.3 %
dr	128	0.3 %
Other words	11789	36.2 %

Miscellaneous

Miscellaneous		
Successful hits on favicon.ico	628 / 15,771 Visitors	3.9 %
Javascript disabled	-	
Browsers with Java support	-	
Browsers with Macromedia Director Support	-	
Browsers with Flash Support	-	
Browsers with Real audio playing support	-	
Browsers with Quicktime audio playing support	-	
Browsers with Windows Media audio playing support	-	
Browsers with PDF support	-	

HTTP Status codes

	HTTP Status codes*	Hits	Percent	Bandwidth
404	Document Not Found (hits on favicon excluded)	32,914	88 %	116.97 MB
302	Moved temporarily (redirect)	2,728	7.2 %	3.64 MB
301	Moved permanently (redirect)	783	2 %	244.66 KB
403	Forbidden	677	1.8 %	7.38 MB

503	Server busy	148	0.3 %	332.14 KB
206	Partial Content	142	0.3 %	2.27 MB
400	Bad Request	1	0 %	1.56 MB

* Codes shown here gave hits or traffic "not viewed" by visitors, so they are not included in other charts.

Advanced Web Statistics 7.0 (build 1.971) - Created by awstats (plugins: geoipfree)

County of Lexington
Accommodations Tax Fund
FY 2013/2014



APPLICATION

1. Name of Project/Event: Lexington County Softball Tournaments

2. Sponsoring Organization: Lexington County Recreation & Aging Commission

   Mailing Address: 563 South Lake Drive, Lexington, SC 29072

3. Event/Project Director:

   Name Randy Gibson Title Executive Director

   Telephone (803) 359-9961 Alternate Telephone

   Fax Number (803) 359-9092

   Email rgibson@lcrac.com

4. Event Website: www.lcrac.com

5. Event/Project Category (*Check One*):
   - ☐ Tourism, Advertising/Promotion - *see #10 for advertising/promotion sources*
   - ☑ Tourism Related Expenditures:

6. Project Timeline: Beginning date 07/01/2013 End date 06/30/2014

7. Location of Project/Event: 701 Old Barnwell Road

8. Number of employees: #Full-time 7 #Part-time 11

9. Do you advertise outside a 50-mile radius? ☑ Yes ☐ No

10. If yes to #9, please check all that apply to advertising sources outside of Lexington County:
    - ☐ Rack Cards - # distributed
    - ☐ Brochures - # distributed
    - ☐ Posters - # distributed
    - ☐ Magazine Ads - # ads (list ads and distribution range on separate sheet)
    - ☐ Newspaper Ads - # ads (list newspapers and distribution range on separate sheet)
    - ☐ Television Ads - # ads (list stations and viewing range on separate sheet)
    - ☐ Radios Ads - # ads (list stations and listener range on separate sheet)
    - ☐ Billboards - # ads (list number and location of billboards on separate sheet)
    - ☑ Websites - # web pages other than primary website # 6 (list on separate sheet with target audience)
    - ☑ Other than listed above: see attached (list on separate sheet with target audience)

11. How many people do you expect to attend? 31,500

12. Of this number, how many are tourists? 25,200 (Tourists: "*People taking trips outside of their home communities for any purpose, except daily commuting to and from work.*") [SC Code of Laws, Chapter 6, Section 6-4-5 (4)].

13. List the methods used to track tourists:
- ☐ Web page inquires - estimated inquires per month
- ☐ Phone call inquiries - estimated phone calls per month
- ☐ Brochure mailings - estimated brochures mailed per month
- ☐ Event ticket sales - estimated tickets sold per event
- ☐ Event registration - estimated registrants per event
- ☐ Hotel sales - estimated sales per event/per month
- ☐ License plates - estimated count per event
- ☐ Surveys - estimated number of responses per survey
- ☑ Other than listed:

see attached

14. County accommodations funds are generated from the hotels in the unincorporated areas of the County. Please list the hotels and number of room nights you have used or plan to use for your event/project located in the unincorporated areas of Lexington County only:

see attached

15. Please indicate you have read: **Chapter 6, Sections 6-4-5 (4) and 6-4-10, SC Code of Laws, 1976**? ☑Yes ☐No

16. Project Budget - **Request for funds must meet the requirements of Chapter 6, Section 6-4-10, SC Code of Laws, 1976, as amended.**

a. Estimated total cost of Project $ 134,600.00
b. Amount of Accommodations Funds requested for this Project: $ 30,000.00
c. This request equals what percent of the total Project/Event Budget? 22.29 %
d. List specifically what the funds will be used for and the estimated amount i.e. brochures - $1,500, etc. Tournament Bids & Registration

17. Has your project or organization previously received Accommodations Tax Funds?
☑Yes ☐No

a. If yes, state year 2013, amount $ 30,000.00, source Lexington County, and purpose: Host regional and national softball/baseball tournaments

b. For each award year, did you expend 100% of the Accommodations Tax Funds you received?
☑Yes ☐No

c. If no, please explain:

18. Type of Organization:

Please check one:

- ☐ County
- ☐ Municipal
- ☐ Non-profit Organization
- ☐ Community service club, church, etc.
- ☐ 501(c) 3
- ☑ Other: Special Purpose District

Note: For-profit organizations are not eligible for Accommodations Tax Funds

19. Project description - please attach a report with the following information needed by the Tourism Expenditure Review Committee to be sure that the event/project was in accordance to Section 6-4-10 of the S.C. Code of Laws (***Use separate sheet for Project Description if needed***):
    a. General description
    b. State the benefit that this project will serve toward promoting tourism and the Lexington County Community
    c. Total attendance to the event/project versus the number of total tourists in attendance
    d. Economic impact generated by tourism to the event/project
    e. Overall description of how the event/project attracts and promotes tourists to the area and specifically how the Accommodations Tax Funds were used to accomplish this
    f. Additional comments:

see attached

PLEASE NOTE: Applicant and/or representatives must be present during review process by the Accommodations Tax Advisory Board in order to be considered for funding.

Signature of Event/Project Director:

RANDY H. GIBSON	EXEC DIR
Print Name	Title
Signature	01-04-13
	Date

10. If yes to #9, please check all that apply to advertising sources outside of Lexington County:

Websites:
We advertise our Preferred Hotels on the following websites.
USSSA – http://gamedayusssa.isinprodution.com/Where-to-Stay
ISA - www.scisafast.com and http://carolinaslowpitch.com/smf/index.php?topic=314.0
NSA – www.palmettosoftball.org
ASA – www.palmettosoftball.org
Dynamite Classic – www.georgia-fire.com/DyanmiteClassic
Each association promotes their tournament in North Carolina, Georgia, Florida, Kentucky, Tennessee, Ohio, Delaware, South Carolina and other states.

Visit Lexington County Recreation and Aging Commission (LCRAC) www.lcrac.com website, where we average approximately 5,000 hits a month.

At the end of the calendar year, the Lexington County Recreation and Aging Commission meet with the USSSA, ISA, NSA, and ASA association directors to assign tournaments to our fields for the year. Each director submits an agreement, which estimates the number of teams that he expects to participate. We also travel outside a 50-mile radius to attend their conferences to secure larger tournaments.

13. List the methods used to track tourists:

LCRAC has implemented a tracking process with our Preferred Hotels. The Director of Sales submits a monthly room night pick up form. We are not capturing all of the room nights that our tournaments produce, so we base our numbers on the reports that the hotels submit to us.

14. Hotels:
Unincorporated:

Clarion	203
Courtyard NW	126
DoubleTree	365
Hampton-West Columbia	135
Sleep Inn NW	49

County of Lexington
Accommodations Tax Fund
FY 2013/14

FUNDING SOURCES

Organization: Lexington County Recreation & Aging Commission

List of Funding Sources	Actual 2011/12	Current 2012/13	Estimated 2013/14
Accommodations Tax Request			$30,000.00
Gates and T-shirt Sales			$73,400.00
Concession - Other General Revenue			$31,200.00
	$0.00	$0.00	$134,600.00

County of Lexington
Accommodations Tax Fund
FY 2013/2014

EXPENDITURES

Organization: Lexington County Recreation & Aging Commission

List of Expenditures	Actual 2011/12	Current 2012/13	Estimated 2013/14
Tournament Bids & Registration			$30,000.00
Labor			$33,000.00
Materials & Supplies			$12,500.00
Utilities			$27,300.00
Advertising & Programs			$16,300.00
T-shirts			$15,500.00
	$0.00	$0.00	$134,600.00

County of Lexington
Accommodations Tax Fund
FY 2012/13 FINAL REPORT

I. PROJECT INFORMATION:

Organization Name: Lexington County Recreation & Aging Commission

Project/Event Name: Lexington County Softball Tournaments

Contact Name: Randy Gibson Phone: (803) 359-9961

II. PROJECT COMPLETION:

Were you able to complete the project/event as stated in your original application? Yes

If no, state any problems you encountered:

III. PROJECT SUCCESS:

Please share any additional comments regarding the project (e.g., lessons learned, successes, problems encountered, etc.):

Please see "Benefits to Tourism and Community" in Application

IV. PROJECT ATTENDANCE:

Record numbers in table below as requested by the Tourism Expenditure Review Committee. Numbers are to reflect attendance and funds received for projects for current and previous years.

	2012/13 Current Year	2011/12 Previous Year
Total Budget of Event/Project	$130,500.00	$126,000.00
Amount Funded by the Lexington County Accommodations Tax Fund	$30,000.00	$30,000.00
Amount Funded by the Lexington County Accommodations Tax Funds from all Sources		
Total Attendance	31,500	30,900
Total Tourists*	25,200	24,720

**Tourists are generally defined as those who travel 50 miles or more to attend.*

V. METHODS:

Please describe the methods used to capture the attendance data listed above (license plates, surveys, etc.):

Hotel rooms booked, Surveys and Team registrations for tournaments

VI. PROJECT BUDGET:

Attach a report indicating what project expenses were paid for using the Lexington County Accommodations Tax Funds for the fiscal year.

VII. ORGANIZATION SIGNATURE:

Provide signature of official with the organization verifying accuracy of above statements.

RANDY H. GIBSON — Print Name

EXEC DIR — Title

Signature

01-04-13 — Date

A. General Description:

Lexington County Recreation and Aging Commission strives to provide clean, safe, and attractive facilities for county residents and tourists alike. In coordination with the accommodations tax our efforts have attracted nationwide teams as well as their followers to the tournaments previously hosted. This season's schedule perpetuates the goals of the commission.

Through the combined efforts of the Lexington County Recreation and Aging Commission and the Lexington County Council, recreation continues to draw revenue and people to Lexington County. Therefore, we believe the committee will again find it favorable to extend the funds requested.

B. Benefit to Tourism and Community:

As previously disclosed, Lexington County Recreation and Aging Commission has and continues to contribute to the growth of tourism in Lexington County. Softball tournaments hosted previously have drawn teams from across the United States.

The 2013 softball season is expected to be another exceptional year, as we have secured several major tournaments. These tournaments include: ISA Winter Warm-up, ASA Polar Bear, USSSA Men's E NIT, USSSA Baseball NIT (3), USSSA Men's State (All Divisions), ISA Men's State (All Divisions), USSSA Youth Fast Pitch State, USSSA Baseball Winter State Tournament, Carolina Dynamite Summer Classic, USSSA Baseball Super NIT, ISA Men's Nationals (All Classes), USSSA Baseball/Travel Select Super NIT and the NSA Coed World.

Each year Lexington County Recreation hosts several high school fast-pitch teams from Michigan who visit us during their spring break. Currently we are expecting 2 teams to visit Lexington County from up North. They stay approximately one week while practicing at the Oak Grove and Pine Grove Sports Complexes.

NOTE: They visit us in the off-season and, therefore, do not conflict with any of our locally scheduled programs. We provide this service to promote our county and state and for the economic impact it brings to our county.

The Carolina Dynamite Summer Classic has been a reliable tournament year in and year out. The number of teams has remained consistently around 100 each year. The Summer Classic also draws some of the top college coaches in the country. Over 75 coaches from across the country came to this exposure tournament for recruiting purposes.

In addition to tourism, the Recreation Commission facilities provide a direct benefit to county residents throughout the year youth and adult recreational sports are offered to all citizens. Special events such as Senior Sports Games, where Lexington County citizens who are 55 or better participate in friendly competition and social interaction as well as several youth fun days also are offered by the Recreation Commission. The hope is to attract the County's youth into sporting and local events and reduce to possibilities of negative influences of our society.

C. Attendance Numbers:

Below is a partial list of some of the larger tournaments held in 2012.

Tournament	# of Teams	# of States	# of Participants
ASA Polar Bear	50	5	750
ISA Winter Warm-Up	49	4	735
USSSA Baseball NIT	43	4	645
ISA Red Cross Come Bat 4 Measles	40	3	600
Carolina Dynamite Summer Classic	106	13	1590
USSSA Baseball State Director's Challenge	55	3	825
ASA Men's & Women's State	58	1	696
USSSA Youth Fast Pitch State	52	1	780
ISA Men's State (All Divisions)	57	1	855
USSSA Baseball NIT	44	5	660
NSA Eastern World	50	6	750
USSSA Baseball-Jay Criscione Memorial	84	5	1260
NSA Men's State	80	3	1200
USSSA Baseball NIT	49	3	735
ISA Men's World	114	12	1710
USSSA Baseball Winter State	58	3	870
USSSA Baseball NIT	48	3	720

D. Economic Impact:

Players, their families, and supporters spend an average of three days participating in tournaments. Using the following formula, we can deduct an approximate dollar figure for the monetary impact to the County:

Hotel	$25.00 x 3 days = $75.00 (based on 2 per room)
Food	$30.00 x 3 days = $90.00
Entertainment	$20.00 x 3 days = $60.00
Gas	$15.00 x 3 days = $45.00

$270.00 x 20,325 participants = $5,487,750.00 spent in Lexington County. Based on the accepted multiplier rate of 3 – 5 and in an effort to be conservative in our estimates we have chosen the multiplier rate of 3 for the calculation of the economic impact to Lexington County of $16,463,250.00.

These totals do not reflect the participation by spectators nor does it include any participation in other areas such as: Unorganized use of sporting facilities, playgrounds, parks, tennis courts, wellness programs, day camps, after school programs, summer camps for mentally handicapped children, numerous civic groups, aging, etc…

E. Use of Accommodation Tax Funds:

In conclusion, the Lexington County Recreation and Aging Commission requests the Accommodation Tax Funds so that it may continue to enhance the programs currently established and to expand into other fields. It is the goal of the commission to offer facilities that provide a positive influence on today's youth and the institution of the family while benefiting the County of Lexington and the State of South Carolina in the area of commerce. Tourism also allows the Commission to introduce visitors to it's home in Lexington County.

County of Lexington
Accommodations Tax Fund
FY 2013/2014



APPLICATION

1. Name of Project/Event: Lexington County Tennis Complexes

2. Sponsoring Organization: Lexington County Recreation & Aging Commission

   Mailing Address: 563 South Lake Drive, Lexington, SC 29072

3. Event/Project Director:

   Name Randy Gibson Title Executive Director

   Telephone (803) 359-9961 Alternate Telephone

   Fax Number (803) 359-9092

   Email rgibson@lcrac.com

4. Event Website: www.lexingtoncountytennis.com

5. Event/Project Category (*Check One*):
   - ☐ Tourism, Advertising/Promotion - *see #10 for advertising/promotion sources*
   - ☑ Tourism Related Expenditures:

6. Project Timeline: Beginning date 07/01/2013 End date 06/30/2014

7. Location of Project/Event: see attached

8. Number of employees: #Full-time 9 #Part-time 6

9. Do you advertise outside a 50-mile radius? ☑ Yes ☐ No

10. If yes to #9, please check all that apply to advertising sources outside of Lexington County:
    - ☐ Rack Cards - # distributed
    - ☐ Brochures - # distributed
    - ☐ Posters - # distributed
    - ☐ Magazine Ads - # ads (list ads and distribution range on separate sheet)
    - ☐ Newspaper Ads - # ads (list newspapers and distribution range on separate sheet)
    - ☐ Television Ads - # ads (list stations and viewing range on separate sheet)
    - ☐ Radios Ads - # ads (list stations and listener range on separate sheet)
    - ☐ Billboards - # ads (list number and location of billboards on separate sheet)
    - ☑ Websites - # web pages other than primary website # 2 (list on separate sheet with target audience)
    - ☑ Other than listed above: see attached (list on separate sheet with target audience)

11. How many people do you expect to attend? 12,000

12. Of this number, how many are tourists? 6,000 (Tourists: "*People taking trips outside of their home communities for any purpose, except daily commuting to and from work.*") [SC Code of Laws, Chapter 6, Section 6-4-5 (4)].

13. List the methods used to track tourists:
- ☐ Web page inquires - estimated inquires per month
- ☐ Phone call inquiries - estimated phone calls per month
- ☐ Brochure mailings - estimated brochures mailed per month
- ☐ Event ticket sales - estimated tickets sold per event
- ☐ Event registration - estimated registrants per event
- ☐ Hotel sales - estimated sales per event/per month
- ☐ License plates - estimated count per event
- ☐ Surveys - estimated number of responses per survey
- ☑ Other than listed:

see attached

14. County accommodations funds are generated from the hotels in the unincorporated areas of the County. Please list the hotels and number of room nights you have used or plan to use for your event/project located in the unincorporated areas of Lexington County only:

see attached

15. Please indicate you have read: **Chapter 6, Sections 6-4-5 (4) and 6-4-10, SC Code of Laws, 1976**? ☑Yes ☐No

16. Project Budget - **Request for funds must meet the requirements of Chapter 6, Section 6-4-10, SC Code of Laws, 1976, as amended.**

a. Estimated total cost of Project $ 65,000.00
b. Amount of Accommodations Funds requested for this Project: $ 20,000.00
c. This request equals what percent of the total Project/Event Budget? 30.77 %
d. List specifically what the funds will be used for and the estimated amount i.e. brochures - $1,500, etc. Tournament Bids & Registration

17. Has your project or organization previously received Accommodations Tax Funds?
☑Yes ☐No

a. If yes, state year 2013, amount $ 20,000.00, source Lexington County, and purpose: Host tennis tournaments

b. For each award year, did you expend 100% of the Accommodations Tax Funds you received?
☑Yes ☐No

c. If no, please explain:

18. Type of Organization:

Please check one:

- ☐ County
- ☐ Municipal
- ☐ Non-profit Organization
- ☐ Community service club, church, etc.
- ☐ 501(c) 3
- ☑ Other: Special Purpose District

Note: For-profit organizations are not eligible for Accommodations Tax Funds

19. Project description - please attach a report with the following information needed by the Tourism Expenditure Review Committee to be sure that the event/project was in accordance to Section 6-4-10 of the S.C. Code of Laws (***Use separate sheet for Project Description if needed***):
    a. General description
    b. State the benefit that this project will serve toward promoting tourism and the Lexington County Community
    c. Total attendance to the event/project versus the number of total tourists in attendance
    d. Economic impact generated by tourism to the event/project
    e. Overall description of how the event/project attracts and promotes tourists to the area and specifically how the Accommodations Tax Funds were used to accomplish this
    f. Additional comments:

see attached

PLEASE NOTE: Applicant and/or representatives must be present during review process by the Accommodations Tax Advisory Board in order to be considered for funding.

Signature of Event/Project Director:

RANDY H. GIBSON — Print Name

EXEC DIR — Title

Signature

01-04-13 — Date

7. Locations of Project are 425 Oak Drive, Lexington, SC 29072 and 1120 Fort Congaree Trail, Cayce, SC 29033.

10. If yes to #9, please check all that apply to advertising sources outside of Lexington County:

We advertise our Preferred Hotels on the following websites.
LCTC – www.lexingtoncountytennis.com
USTA – www.usta.com when a tournament is scheduled hotels are posted.
International Tennis Federation (ITF) – www.itftennis.com when a tournament is scheduled hotels are posted.

United States Tennis Association (USTA) – It is mandatory that all players entering in to a sanctioned tennis tournament most go through the USTA website to enter. General information about the tournament and accommodations are posted. The USTA covers 17 sections which is the United States.

Visit Lexington County Recreation and Aging Commission (LCRAC) www.lcrac.com website, where we average approximately 5,000 hits a month.

For special tournaments the national office of the United States Tennis Association (USTA) sends tournament information to the Southern Section which includes South Carolina, North Carolina, Georgia, Alabama, Arkansas, Kentucky, Louisiana, Mississippi and Tennessee. The Southern Section sends out the information to the State League Coordinators and the State League Coordinators then send to all Community Tennis Associations (CTA) such as the Lexington Area Tennis Association (LATA). Each CTA has local leagues in which teams play for a chance to compete in the State playoffs. The winners go to the Southern Sectionals in the summer. The Lexington County Recreation and Aging Commission will be hosting the 18 and over 2.5, 3.5 and 4.5 levels in July, 2013. The winners from Sectionals will go to the National Championships in the fall. Through this network thousands are reached outside the state of South Carolina.

13. List the methods used to track tourists:

LCRAC has implemented a tracking process with our Preferred Hotels. The Director of Sales submits a monthly room night pick up form. We are not capturing all of the room nights that our tournaments produce, so we base our numbers on the reports that the hotels submit to us.

14. Hotels:
Unincorporated:

Courtyar NW	48
DoubleTree	18
Hampton WC	45

County of Lexington
Accommodations Tax Fund
FY 2013/14

FUNDING SOURCES

Organization: Lexington County Recreation & Aging Commission

List of Funding Sources	Actual 2011/12	Current 2012/13	Estimated 2013/14
Accommodations Tax Request			$20,000.00
Corporate Sponsors			$10,000.00
Merchandise & Concessions			$3,000.00
Entry Fees			$32,000.00
	$0.00	$0.00	$65,000.00

County of Lexington
Accommodations Tax Fund
FY 2013/2014

EXPENDITURES

Organization: Lexington County Recreation & Aging Commission

List of Expenditures	Actual 2011/12	Current 2012/13	Estimated 2013/14
Participant Meals & Beverages			$11,200.00
Participant Housing			$20,700.00
Officials			$14,400.00
Tennis Supplies			$4,500.00
Utilities			$3,400.00
Supplies, Concessions & Awards			$6,000.00
Advertising and Promotion			$2,300.00
Labor			$2,500.00
	$0.00	$0.00	$65,000.00

County of Lexington
Accommodations Tax Fund
FY 2012/13 FINAL REPORT

I. PROJECT INFORMATION:

Organization Name: Lexington County Recreation & Aging Commission

Project/Event Name: Lexington County Tennis Complexes

Contact Name: Randy Gibson Phone: (803)359-961

II. PROJECT COMPLETION:

Were you able to complete the project/event as stated in your original application? Yes

If no, state any problems you encountered:

III. PROJECT SUCCESS:

Please share any additional comments regarding the project (e.g., lessons learned, successes, problems encountered, etc.):

Please see "Benefits to Tourism and Community" in Application

IV. PROJECT ATTENDANCE:

Record numbers in table below as requested by the Tourism Expenditure Review Committee. Numbers are to reflect attendance and funds received for projects for current and previous years.

	2012/13 Current Year	2011/12 Previous Year
Total Budget of Event/Project	$66,500.00	$60,000.00
Amount Funded by the Lexington County Accommodations Tax Fund	$20,000.00	$15,000.00
Amount Funded by the Lexington County Accommodations Tax Funds from all Sources		
Total Attendance	11,000	10,000
Total Tourists*	5,500	5,000

**Tourists are generally defined as those who travel 50 miles or more to attend.*

V. METHODS:

Please describe the methods used to capture the attendance data listed above (license plates, surveys, etc.):

Estimated based on tournament registrations and hotel rooms booked.

VI. PROJECT BUDGET:

Attach a report indicating what project expenses were paid for using the Lexington County Accommodations Tax Funds for the fiscal year.

VII. ORGANIZATION SIGNATURE:

Provide signature of official with the organization verifying accuracy of above statements.

RANDY H. GIBSON — Print Name

EXEC DIR — Title

Signature

01-04-13 — Date

A. General Description:

The Lexington County Recreation and Aging Commission's Lexington County Tennis Complex is a twenty-one lighted, hard court facility designed to provide first class tennis opportunities for county residents and tourists generating events.

The Lexington County Tennis Complex has been named and awarded the 2004 Municipal Facility of the year by "Racquet Sports Industry Magazine", along with formally being named the Professional Tennis Registry Facility of the year 2002, the United States Tennis Association Southern Section: USA League Tennis Facility of the Year 2003, and United States Tennis Association: Outstanding National Public Facility of the Year 2003.

The Lexington County Tennis Complex is hosting over 25 major tennis events that will draw revenue and people to Lexington County and the midlands.

B. Benefit to Tourism and Community:

The Lexington County Recreation and Aging Commission feels the Lexington County Tennis Complex has the potential to generate growth of tourism in Lexington County even greater than its softball tournaments have experienced.

The 2013 calendar of tournaments and events scheduled for the Lexington County Tennis Complex include: USTA South Carolina 28th Van der Meer All Star Camp, USTA USTA Southern Sectional Championship Session I (Adult 18 & Over), USTA/LATA 10 & Under Tennis Workshops, USTA South Carolina Officials Clinic, Lexington County Junior Open, Rising Star Junior Tournaments, PTR Workshop and Certification, LATA Spring City Playoffs, South Carolina High School Boys' Singles Championships, Boys and Girls Southern 10's, South Carolina Junior Closed Hard Courts Championships, USTA National Junior Team Tennis Championships 14 and Under, USTA National Junior Team Tennis Championships 18 and Under, 11th Annual Sunburn Open Adult Championships, Lexington County Junior Challenger, USTA/ITF South Carolina Junior Championships, and the South Carolina High School Girls' Singles Championships.

C. Attendance Numbers:

Four of the major tennis tournaments projected to generate the most economic impact for Lexington County are the USTA Tennis Boys and Girls Southern 10's East, the International Tennis Federation (ITF) South Carolina Junior Championships, the South Carolina Junior Closed Hard Courts Championships, and the USTA Southern Sectional Championship Session I (Adult 18 & Over).

The USTA Tennis Boys and Girls Southern 10's East will feature 64 boys and girls tennis players ages 10 and under from South Carolina, North Carolina and Georgia. The Lexington County tennis Complex hosted the tournament in 2012 with 115 of the 128 participates traveling from outside the state of South Carolina.

The International Tennis Federation South Carolina Junior Championships will feature the top 64 boys' and girls' tennis players' ages 14 to 18 in the world, including but not limited to South America, Australia, and Europe, competing for world rankings. The tournament also requires a qualifying tournament with an estimated 128 players worldwide.

The combined impact from the ITF Sanctioned South Carolina Tournament will generate approximately 400 to 500 room nights in Lexington County. An estimated of 256 participants along with their coaches, academies, families and spectators will visit the Lexington County Tennis Complex facility. The 2012 ITF World Tournament hosted 240 participants from 28 states and 33 countries.

The 2012 South Carolina Junior Closed Hard Courts Championships will have approximately 300-350 participants from South Carolina. The tournament was formerly hosted at USC and other Columbia tennis sites for many years. The Lexington County Tennis Complex has hosted this tournament for past three years. This is the most prestigious hard-court tournament in the state for ages 10 through 18 years.

The USTA Southern Sectional Championship Session I is a tournament that the Lexington County Tennis Complexes will be hosting for the next two years. The tournament will host about 600 participants that will come from South Carolina, North Carolina, Georgia, Tennessee, Alabama, Mississippi, Arkansas, Kentucky, and Louisiana.

D. Economic Impact:

The Lexington County Tennis Complex provides recreational opportunities for Lexington County residents along with promoting the sport of tennis locally by providing tennis after school programs and summer camps. The combined scheduled events at the complex drawing an estimated 4,500 participants and spectators requiring 2000 room nights will provide a sizable economic impact to Lexington County.

E. Use of Accommodation Tax Funds:

The Lexington County Recreation and Aging Commission requests accommodation tax funding to host quality tennis tournaments and events that highlight the quality of life in Lexington County along with providing economic benefits to the tax payers of Lexington County.



County of Lexington
Accommodations Tax Fund
FY 2013/2014



APPLICATION

1. Name of Project/Event: Riverbanks Zoo & Garden General Advertising Campaign 2013-14

2. Sponsoring Organization: Riverbanks Zoo and Garden

   Mailing Address: PO Box 1060, Columbia SC 29202-1060

3. Event/Project Director:

   Name Tommy Stringfellow Title Chief Operating Officer

   Telephone 803.978.1103 (office) Alternate Telephone 803.665.7758 (cell)

   Fax Number 803.771.8722

   Email tstringfellow@riverbanks.org

4. Event Website: www.riverbanks.org

5. Event/Project Category (*Check One*):
   ☑ Tourism, Advertising/Promotion - *see #10 for advertising/promotion sources*

   ☐ Tourism Related Expenditures: _____

6. Project Timeline: Beginning date July 1, 2013 End date June 30, 2014

7. Location of Project/Event: Riverbanks Zoo and Garden

8. Number of employees: #Full-time 111 #Part-time 82

9. Do you advertise outside a 50-mile radius? ☑Yes ☐No

10. If yes to #9, please check all that apply to advertising sources outside of Lexington County:
    - ☐ Rack Cards - # distributed _____
    - ☑ Brochures - # distributed 50,000
    - ☑ Posters - # distributed 500
    - ☑ Magazine Ads - # ads 18 (list ads and distribution range on separate sheet)
    - ☑ Newspaper Ads - # ads 18 (list newspapers and distribution range on separate sheet)
    - ☑ Television Ads - # ads 5,121 (list stations and viewing range on separate sheet)
    - ☐ Radios Ads - # ads _____ (list stations and listener range on separate sheet)
    - ☑ Billboards - # ads 66 (list number and location of billboards on separate sheet)
    - ☑ Websites - # web pages other than primary website # 5 (list on separate sheet with target audience)
    - ☑ Other than listed above: 6 magazine issues, 6 eUpdates, 50 media releases (list on separate sheet with target audience)

11. How many people do you expect to attend? 1,000,000

12. Of this number, how many are tourists? 440,000 (Tourists: "*People taking trips outside of their home communities for any purpose, except daily commuting to and from work.*") [SC Code of Laws, Chapter 6, Section 6-4-5 (4)].

13. List the methods used to track tourists:
- ☑ Web page inquires - estimated inquires per month 54,120
- ☑ Phone call inquiries - estimated phone calls per month 3,000
- ☑ Brochure mailings - estimated brochures mailed per month 150
- ☑ Event ticket sales - estimated tickets sold per event 1,000,000
- ☐ Event registration - estimated registrants per event
- ☐ Hotel sales - estimated sales per event/per month
- ☐ License plates - estimated count per event
- ☑ Surveys - estimated number of responses per survey 350
- ☑ Other than listed:
  every zip code is captured with transactions at the park entrance, database of 32,000 member households with zip codes

14. County accommodations funds are generated from the hotels in the unincorporated areas of the County. Please list the hotels and number of room nights you have used or plan to use for your event/project located in the unincorporated areas of Lexington County only:
Discount ticket packages: Comfort Suites (Lex), Country Inn & Suites (Airport), Hampton Inn (Airport and Lex), Doubletree by Hilton, The Clarion (Airport), Hotel Zimalcrest, Wingate Inn (Harbison), Holiday Inn & Suites, Holiday Inn Express (Harbison). With 1,170 discount tickets sold at an average package rate of $110, Riverbanks helped generate at least 585 room nights and $64,350 in hotel revenue within Lexington County.

15. Please indicate you have read: **Chapter 6, Sections 6-4-5 (4) and 6-4-10, SC Code of Laws, 1976**? ☑Yes ☐No

16. Project Budget - **Request for funds must meet the requirements of Chapter 6, Section 6-4-10, SC Code of Laws, 1976, as amended.**

a. Estimated total cost of Project $ 300,000.00
b. Amount of Accommodations Funds requested for this Project: $ 50,000.00
c. This request equals what percent of the total Project/Event Budget? 16.60 %
d. List specifically what the funds will be used for and the estimated amount i.e. brochures - $1,500, etc. TV- $180,000, outdoor boards - $100,000, creative - $10,000, print - $1[illegible]

17. Has your project or organization previously received Accommodations Tax Funds?
☑Yes ☐No

a. If yes, state year 2012, amount $ 40,000.00, source Lexington County A-T[illegible], and purpose: Riverbanks Zoo and Garden General Advertising Campaign

b. For each award year, did you expend 100% of the Accommodations Tax Funds you received?
☑Yes ☐No

c. If no, please explain:

18. Type of Organization:

Please check one:

- ☐ County
- ☐ Municipal
- ☐ Non-profit Organization
- ☐ Community service club, church, etc.
- ☐ 501(c) 3
- ☑ Other: 501(c)1 special purpose district

Note: For-profit organizations are not eligible for Accommodations Tax Funds

19. Project description - please attach a report with the following information needed by the Tourism Expenditure Review Committee to be sure that the event/project was in accordance to Section 6-4-10 of the S.C. Code of Laws (***Use separate sheet for Project Description if needed***):

a. General description
b. State the benefit that this project will serve toward promoting tourism and the Lexington County Community
c. Total attendance to the event/project versus the number of total tourists in attendance
d. Economic impact generated by tourism to the event/project
e. Overall description of how the event/project attracts and promotes tourists to the area and specifically how the Accommodations Tax Funds were used to accomplish this
f. Additional comments:

Riverbanks Zoo and Garden is a powerful economic driver within the Midlands, generating $60.8 million in local business sales and more than 700 jobs throughout the community.

PLEASE NOTE: Applicant and/or representatives must be present during review process by the Accommodations Tax Advisory Board in order to be considered for funding.

Signature of Event/Project Director:

Thomas K. Stringfellow	Chief Operating Officer
Print Name	Title
Signature	1/2/13
	Date

County of Lexington
Accommodations Tax Fund
FY 2013/14

FUNDING SOURCES

Organization: Riverbanks Zoo and Garden

List of Funding Sources	Actual 2011/12	Current 2012/13	Estimated 2013/14
Lexington County Accommodations Tax	$40,000.00	$40,000.00	$50,000.00
Richland County Accommodations Tax	$67,294.00	$70,000.00	$70,000.00
Richland County Hospitality Tax	$0.00	$0.00	$0.00
City of Columbia Accommodations Tax	$0.00	$0.00	$0.00
City of Columbia Hospitality Tax	$85,000.00	$100,000.00	$100,000.00
SCPRT's TAG Grant	$24,570.00	$40,000.00	$40,000.00
Rich-Lex Park District	$50,000.00	$50,000.00	$40,000.00
Coke Rebate Program	$20,000.00	$18,000.00	$0.00
	$286,864.00	$318,000.00	$300,000.00

County of Lexington
Accommodations Tax Fund
FY 2013/2014

EXPENDITURES

Organization: Riverbanks Zoo and Garden

List of Expenditures	Actual 2011/12	Current 2012/13	Estimated 2013/14
Television Placement	$155,000.00	$155,000.00	$155,000.00
Outdoor Boards	$100,000.00	$100,000.00	$100,000.00
Creative	$30,000.00	$30,000.00	$30,000.00
Print	$15,000.00	$15,000.00	$15,000.00
	$300,000.00	$300,000.00	$300,000.00

Reset Form | Save A Copy | Print Form

County of Lexington
Accommodations Tax Fund
FY 2012/13 FINAL REPORT

I. PROJECT INFORMATION:

Organization Name: Riverbanks Zoo and Garden

Project/Event Name: Riverbanks Zoo & Garden General Advertising Campaign 2011-2012

Contact Name: Tommy Stringfellow Phone: 803.978.1103

II. PROJECT COMPLETION:

Were you able to complete the project/event as stated in your original application? Yes

If no, state any problems you encountered:

III. PROJECT SUCCESS:

Please share any additional comments regarding the project (e.g., lessons learned, successes, problems encountered, etc.):
Through the use of surveys and zip code tracking, Riverbanks has determined that promoting after-hours events in the Botanical Garden generate incremental and first-time visits.

IV. PROJECT ATTENDANCE:

Record numbers in table below as requested by the Tourism Expenditure Review Committee. Numbers are to reflect attendance and funds received for projects for current and previous years.

	2012/13 Current Year	2011/12 Previous Year
Total Budget of Event/Project	$300,000.00	$287,000.00
Amount Funded by the Lexington County Accommodations Tax Fund	$40,000.00	$40,000.00
Amount Funded by the Lexington County Accommodations Tax Funds from all Sources	$250,000.00	$286,864.00
Total Attendance	1,000,000	1,029,492
Total Tourists*	440,000	452,976

**Tourists are generally defined as those who travel 50 miles or more to attend.*

V. METHODS:

Please describe the methods used to capture the attendance data listed above (license plates, surveys, etc.):
visitor surveys; economic impact study; collecting every zip code with transactions at the entrance

VI. PROJECT BUDGET:

Attach a report indicating what project expenses were paid for using the Lexington County Accommodations Tax Funds for the fiscal year.

VII. ORGANIZATION SIGNATURE:

Provide signature of official with the organization verifying accuracy of above statements.

Thomas K. Stringfellow — Print Name

Chief Operating Officer — Title

Signature

1/2/13 — Date

Richland-Lexington Riverbanks Park District
Statement of Revenues, Expenditures and Changes in Fund Balances - Governmental Funds
For the Year Ended June 30, 2012

	Major Funds			Non-Major Fund	
	General Fund	Debt Service	Capital Projects	Special Revenue	Total Governmental Funds
Revenues					
Property Taxes	$ 3,090,318	$ 1,879,116	$ -	$ -	$ 4,969,434
Accommodations & Hospitality Taxes	192,294	-	-	-	192,294
General Admission Fees	3,944,390	-	-	-	3,944,390
Concessionaire Commissions on Sales	980,428	-	-	-	980,428
Concessionaire Upkeep Contribution	-	-	-	42,608	42,608
Riverbanks Society Contributions	1,217,925	-	171,516	-	1,389,441
Classes and Program Fees	348,480	-	-	-	348,480
Rides, Shows, Promotions and Rentals	1,952,581	-	-	-	1,952,581
Facility Rental & Group Admission Fees	282,449	-	-	-	282,449
Sponsorships	48,870	-	-	-	48,870
Non-Federal Grants and Donations	46,070	-	15,000	-	61,070
Interest Revenue	5,565	3,942	-	192	9,699
Miscellaneous Revenues	18,637	-	-	-	18,637
Total Revenues	12,128,007	1,883,058	186,516	42,800	14,240,381
Expenditures					
Current					
Administrative	1,432,282	539	3,358	-	1,436,179
Animal Care	2,962,067	-	-	-	2,962,067
Education	150,746	-	-	-	150,746
Botanical	831,526	-	-	-	831,526
Facility Management	784,920	-	-	12,503	797,423
Utilities	917,925	-	-	-	917,925
Marketing and Public Relations	809,959	-	1,174	-	811,133
Guest Services	1,554,472	-	-	-	1,554,472
Rides, Shows, Promotions and Rentals	949,847	-	-	-	949,847
Classes and Programs	302,873	-	-	-	302,873
Debt Service					
Principal	136,017	1,330,000	-	-	1,466,017
Interest	129,420	367,320	-	-	496,740
Capital Outlay					
Land, Building, Equipment & Improvements	82,713	-	692,001	59,727	834,441
Rides, Shows and Promotions	4,568	-	411,232	-	415,800
Total Expenditures	11,049,335	1,697,859	1,107,765	72,230	13,927,189
Excess of Revenues Over (Under) Expenditures	1,078,672	185,199	(921,249)	(29,430)	313,192
Other Financing Sources (Uses)					
Lease Proceeds	-	-	398,974	-	398,974
Transfers In	-	-	569,802	42,608	612,410
Transfers Out	(607,272)	-	-	(5,138)	(612,410)
Total Other Financing Sources (Uses)	(607,272)	-	968,776	37,470	398,974
Net Change in Fund Balances	471,400	185,199	47,527	8,040	712,166
Fund Balance (Deficit), Beginning of Year	2,353,407	1,213,028	(47,527)	69,462	3,588,370
Fund Balance, End of Year	$ 2,824,807	$ 1,398,227	$ -	$ 77,502	$ 4,300,536

The accompanying notes are an integral part of these financial statements.

RIVERBANKS ZOO AND GARDEN

LEXINGTON COUNTY ACCOMMODATIONS TAX FUND REQUEST

2013-2014

Riverbanks Park Commission
PO Box 1060
Columbia, SC 29202-1060
Federal Tax ID: 56-0946437

Contact:
Tommy Stringfellow
Chief Operating Officer
Phone: 803.978.1103
Fax: 803.771.8722
Email: tstringfellow@riverbanks.org

Funding request: $50,000

January 4, 2013

LEXINGTON COUNTY ACCOMMODATIONS TAX FUND REQUEST

PROJECT NAME Riverbanks Zoo and Garden
Advertising Campaign 2013-2014

SPONSOR Riverbanks Park Commission
PO Box 1060
Columbia, SC 29202-1060
Contact: Tommy Stringfellow
Chief Operating Officer
803.978.1103

A. GENERAL DESCRIPTION

Twice awarded the Governor's Cup for South Carolina's Most Outstanding Tourist Attraction, Riverbanks Zoo and Garden is home to more than 2,000 magnificent and fascinating animals and one of the nation's most beautiful and inspiring botanical gardens. Riverbanks Park Commission is applying for a grant in the amount of $50,000 from the Lexington County Accommodations Tax Fund for the purpose of advertising and promoting Riverbanks to visitors living outside the Midlands' SMSA (standard metropolitan statistical area).

MISSION

For nearly 40 years, it has been the mission of Riverbanks to foster appreciation and concern for all living things by providing the highest standards of care to all of our animals and plants, a diverse educational and high-quality recreation experience for all Riverbanks guests, and all of the resources at our disposal for the conservation of the earth's plants and animals.

NEED

Funding from the Lexington County Accommodations Tax Fund is an essential element in the continued promotion of Riverbanks Zoo and Garden as a world-class facility. The investment of these dollars has elevated Riverbanks' stature to one of the most successful mid-sized zoos in the United States—attracting more than one million visitors annually and supported by a private, non-profit organization of more than 32,000 households (impressive statistics for a zoo and botanical garden located in a city with a metropolitan population of less than 700,000). A solid, ongoing marketing campaign targeting the surrounding areas is vital, therefore, to securing the park's prominence in the nation, ultimately benefiting local and neighboring communities as well as the state.

Thanks to the previous infusion of dollars from the Lexington County Accommodations Tax Fund, visitor attendance through the West Columbia/Botanical Garden entrance has more than doubled since it opened in 1995. In fiscal year 2012, nearly 100,000

visitors entered through the Lexington County turnstiles. Funding again this year is crucial for Riverbanks to meet or exceed these numbers in the coming year.

B. Benefit: Promoting Tourism and the Lexington County Community

Studies from the US Travel Data Center indicate that each dollar spent on advertising alone equates to a $45 return to the community; therefore, Riverbanks Zoo and Garden's request for $50,000 equates to a $2.5 million return to Lexington County. The use of Lexington County Accommodations Tax Funds to advertise and promote events and activities that take place in Riverbanks Botanical Garden (such as weddings, reunions and special events like Wine Tasting, Rhythm and Blooms, and the US Cheer competition) will not only drive incremental attendance but also serve as a springboard for area restaurant visits, shopping and overnight stays—clearly benefiting tourism and the Lexington County community.

C. Total Attendance vs. Number of Tourists

Riverbanks Zoo and Garden is South Carolina's leading destination attraction, with annual attendance matching the *combined* attendance of the State Museum, EdVenture, Greenville Zoo and South Carolina Aquarium. That's equivalent to 12 USC home game sell-outs (or nearly double the Williams Brice Stadium's yearly turnout).

In fiscal year 2012, Riverbanks welcomed 1,029,492 visitors through the gates. Based on a recent study revealing the economic contributions of Riverbanks, greater than 445,000 (or 44%) of these visitors were tourists originating from outside a 50-mile radius. Consequently, of the nearly 100,000 visitors who entered through the Lexington County turnstiles, at least 44,000 were tourists who traveled along and around Highway 378, purchased gasoline, ate meals in neighborhood restaurants and shopped at local stores.

D. Economic Impact

According to a 2008 economic impact study conducted by the USC College of Hospitality, Retail and Sport Management, Riverbanks is a powerful economic driver within the Midlands, generating $60.8 million in local business sales and more than 700 jobs throughout the community. On average, more than 2,755 people visit Riverbanks every day, closely rivaling the population of a few Lexington County towns such as Springdale and South Congaree.

Tourism

Forty-four percent of Riverbanks' visitors originate from outside a 50-mile radius of Richland and Lexington counties, and nearly 30% come from outside of the state. The average spending per day per Zoo visitor is $73, pumping greater than $29.5 million in business sales directly into the state. Of this amount, more than $21 million came from out-of-state visitors and $3.5 million of that went directly to lodging establishments.

Riverbanks expects to generate more than 27,000 paid room nights in the Midlands during 2012-2013. Here's how we arrived at the number:

- Riverbanks anticipates welcoming at least 1 million visitors in 2012-2013 based on annual organization-specific and industry trends.
- Forty-four percent—or approximately 440,000—of Riverbanks visitors will be tourists from outside a 50-mile radius.
- Visitor surveys conducted by industry professionals indicate that 21.7%—or 95,480—of those 440,000 tourists spend the night in the area. This number divided by an average zoo visitor party size of 3.5 people suggests that the estimated number of room nights would total more than 27,280 paid room nights per year.

As a direct result of partnerships between Riverbanks and 10 hotels in Lexington County, combined hotel/Zoo packages generated 585 room nights and $ 64,350 in room revenue in 2012. Furthermore, private and special events booked in the Garden (such as weddings, corporate banquets, Wine Tasting, Rhythm and Blooms, etc.) resulted in additional overnight stays.

Not only do Riverbanks' visitors occupy hotel rooms, but they also buy gasoline, eat meals and shop in area stores—clearly boosting tourism in the region. In fact, each year more than 31,000 cars travel along Highway 378 alone to enter Riverbanks through the Lexington County entrance, thousands of which stop at local businesses along the way.

Notably, Riverbanks has received several awards from readers of major publications throughout the region, demonstrating the strong appeal the Zoo has to areas outside of the Midlands.

- **Named one of America's Top 10 Zoos by TripAdvisor**
- **Voted Best Place to Take Out-of-Towners**
  By readers of *FreeTimes*
- **Voted Best Day Trip**
  by the readers of *Charlotte Parent* magazine
- **Voted Most Family Friendly Day Trip Destination**
  by readers of *Low Country Parent* magazine
- **Named South Carolina's Top Field Trip Attraction**
  by *Carolina Field Trips* magazine

Employment Opportunities

The economic contributions by Riverbanks Zoo and Garden are not limited to tourism:

- Riverbanks employs 223 Midlands' citizens (111 full-time, 82 part-time and 30 seasonal), many of whom are actively involved in various community associations and organizations, and all of whom spend money in the area.
- Riverbanks' payroll exceeds $6 million, which has a multiplying effect on Lexington and Richland counties.
- ARAMARK Entertainment and Facilities Services (the Zoo and Garden's current food/gift concessionaire and grounds/housekeeping team) employs 56 full-time and 125 seasonal workers from the area.

Giving Back

Riverbanks Zoo and Garden gives back to the community through several ongoing complimentary and discount admissions programs:

- All residents of Richland and Lexington counties are eligible for free admission every Friday during January and February.
- All Richland and Lexington county school students receive free admission during school-approved field trips.
- Any guest who brings in non-perishables during the Toucan Tuesday summer promotion is eligible for a buy-one-get-one-free ticket discount.
- Riverbanks provides complimentary admission tickets to fundraisers of local charities and nonprofit organizations.

In fiscal year 2012, these free entry programs represented nearly $400,000 in donated admissions.

Riverbanks also supports the community through other partnerships:

- Each spring Riverbanks hosts March for Meals, the annual 5K Run and Walk, which raises money for the Meals on Wheels program. With more than 700 participants, last year's fundraiser generated more than $39,000 for Senior Resources. In addition to donating the facility, the marketing staff supports the promotion of the event.
- Every year Riverbanks hosts Palmetto Health Hospital's PrimeTimes group (seniors 55 and older) for the Zoo Walkers program. Riverbanks donates monthly meeting space and provides keynote speakers for six of the twelve sessions.
- Every Father's Day Riverbanks partners with South Carolina Operation Military Kids to provide free admission to children with deployed dads (and moms) or whose parents have returned from deployment within the past year.
- Each summer Riverbanks hosts Dreamnight at the Zoo in partnership with Palmetto Health Children's Hospital. This invitation-only event is held after hours for critically disabled and terminally ill children. Most often these children are accompanied by the caregivers who work with them on a day-to-day basis.

E. How Advertising Will Attract and Promote Tourists to the Area

Give us a day…we'll show you the world. This will be the primary focus of the 2013-14 advertising campaign and, in particular, we will target potential markets outside of the Midlands who may be attracted to Riverbanks Botanical Garden, ranked one of America's top 20 botanical gardens.

Goal/Objectives

The goal of the 2013-14 Riverbanks advertising campaign is to continue to increase the attendance of visitors living outside the Midlands SMSA by 5%, representing 45,000 additional visits. We intend to achieve this goal by building on the successes of previous campaigns and continuing to target those people living and traveling within a two to three hour drive of Columbia, SC.

Target markets will include the Upstate, Charleston/Low Country area, Charlotte, NC, and Augusta, GA. In addition, travelers along interstates I-77, I-26, I-95 and I-20 will be targeted for potential visitation. Purchases of TV and cable airtime, billboard space and print inches will be clustered in order to gain frequency of exposure in the target markets. The bulk of the advertising budget will be spent during the second and third calendar quarters when people are more likely to travel.

Strategy

With the support of the Lexington County Accommodations Tax Fund, Riverbanks Zoo and Garden's marketing strategies will include advertising the ninth annual Wine Tasting at Riverbanks Botanical Garden and the fifth annual Rhythm and Blooms: *Music and Art in the Garden Series*. Promoting these unique after-hours events in the Garden not only drive incremental attendance but also serve as a springboard for area restaurant visits and overnight stays in Lexington County.

Additional marketing efforts—promoting the opportunity for brides to book weddings in the Garden; staging yearly plant sales and festivals; building exposure through weekly TV and radio segments with a horticulture expert from Riverbanks; and publicizing the growing number of Garden education classes, workshops and camps for all ages—serve to further pique interest in and reinforce the authority of Lexington County's Riverbanks Botanical Garden. In addition, Riverbanks is currently in discussions about reviving a concert series in the Botanical Garden for 2013.

Implementation

Riverbanks Zoo and Garden's marketing staff will execute the campaign with the assistance of the Chernoff Newman advertising agency. The staff will be cost-conscious through the campaign, utilizing internal expertise when possible and seeking additional resources from sponsors when necessary.

Corporate sponsors will also provide creative resources and dollars in support of these marketing efforts. Partners for 2013 include Pepsi, Mast General Store, McDonald's, One Main Financial, SCE&G, WIS, WACH, WLTX and SSA.

Creative work and placement of the campaign ads will be finalized in April 2013, with the campaign continuing through the fiscal year. The scope of the project will relate directly to the amount of funding received from each municipality's Accommodations Tax Fund.

F. Additional Comments

Thanks to the unwavering support of Lexington and Richland county councils, Riverbanks is preparing to embark on an exciting major expansion effort in both the Zoo and Botanical Garden that will ultimately draw even more tourists to our community. While the transition from architectural plans to construction to reality will take

approximately two to three years, it is imperative to keep Riverbanks Zoo and Garden's reputation as one of the top attractions in the country at the forefront of the public's mind. Therefore, continued support from the Accommodations Tax Funds will remain essential, allowing Riverbanks to increase promotional spending and, as a result, increase attendance and, subsequently, earned revenue. Funds from Lexington County will continue to increase visitor traffic in Lexington County and its surrounding areas, while ensuring the future success of Riverbanks and enhancing the quality of life and economic integrity of our community.

Riverbanks Zoo and Garden: Advertising Sources Outside of Lexington County

Magazine Ads
2 ads - AAA Go Magazine distributed Spring & Summer in NC/SC
1 ad - Columbia Visitors Guide Ad for 2013 distributed upon inquiries nationwide
1 ad – Columbia Meeting Planner Guide for 2013 meeting planner inquiries
2 ads - Charlotte Trip Magazine distributed in Charlotte Observer in May and June
1 ad – Palmetto Parent Charlotte ad Distributed in Charlotte, NC and surrounding areas
1 ad – Palmetto Parent Augusta distributed in Aiken and Augusta
2 ads – Carolina Field Trip Magazine distributed in NC, SC and Virginia
2 ads – Carolina Bride Magazine distributed by The State Paper throughout SC
4 ads – Apartment Finder Guide distributed statewide on a quarterly basis
1 ad – Carolina Gardener distributed in NC/SC

Newspaper Ads
Charlotte Observer – 2 ads for day trips May & June
Greenville News – 2 ads for day trips June & July
Augusta Chronicle – 2 ads for day trips May – June
Charleston Post & Courier – 2 ads for day trips May & June
Myrtle Beach Sun – 2 ads for day trips June – July
Free Times – 4 ads for Wine Tasting in the Botanical Garden and 4 for Brew at the Zoo

TV Ads
Augusta Market Station Spots:
EAGT – 22
WAGT – 12
WFXG – 8
WJBF – 27
WRDW – 18
Cable – 321
Total Augusta, GA Commercials = 408

Charlotte Market Station Spots:
Time Warner Cable – 1,547
Total Charlotte, NC Commercials = 1,547

Greenville/Spartanburg/Asheville Market Station Spots:
WHNS – 10
WLOS – 16
WMYA – 2
WSPA – 16
WYCW – 21
WYFF – 27
Cable – 320
Total G/S/A Commercials = 412

Columbia Market Station Spots:
WACH – 48
WIS – 102
WLTX – 134
WOLO – 30
WZRB – 61
Time Warner Cable – 2,379
Total Columbia, SC Commercials = 2,754

Total Commercials all TV Markets = 5,121

Billboard Ads
3 annual interstate boards
- I-77 northbound downtown Charlotte
- I-77 southbound downtown Charlotte
- I-77 southbound York County

63 Poster boards rotate quarterly throughout the state on secondary roads

Website Ads
WCOS – Charlotte, NC website banner runs July & August targeted to viewers 25 – 54
WBTV – Charlotte, NC 60 Days of Summer promotional website banner targeted to viewers 25 - 54
Free Times – web banner – targeted to young families ages 25– 49
Apartment Finder web banner – targeted to singles ages 25–34
Radio Disney – Charlotte, NC website banner targeted to young families ages 25– 49
The State – weddings web banner – targeted to singles ages 25–34

Riverbanks Magazine Distribution
Riverbanks distributes six magazine issues to more than 30,000 member households in Southeast and beyond. The magazine is sent bi-monthly beginning in January.

Riverbanks Email Updates
Riverbanks sends up to 10 email blast updates to all email users that are registered in the database. Currently, the email database has more than 20,000 records.

Press Releases
Riverbanks sends an average of one press release a week to media outlets throughout the Southeast.

Social Media
Riverbanks utilizes Facebook to announce events and what is happening at the Zoo and Garden. Currently, Riverbanks has more than 56,000 Facebook fans who receive these weekly updates and engage with staff.

Riverbanks also utilizes Twitter to announce events what is happening at the Zoo and Garden. Currently, Riverbanks has more than 450 followers.

Guest Appearances in Outer Markets
Once a month Riverbanks staff presents an animal and Zoo & Garden update on the Tuesday morning segment of WCCB-TV Fox Affiliate in Charlotte, NC.

Twice a month Riverbanks staff presents an animal and Zoo & Garden update on WJBF-TV in Augusta, GA during the Thursday noon segments.

County of Lexington
Accommodations Tax Fund
FY 2013/2014



APPLICATION

1. Name of Project/Event: Lexington County Museum Cell Phone Walking Tour

2. Sponsoring Organization: Lexington County Museum

   Mailing Address: PO Box 637 Lexington, SC 29071

3. Event/Project Director:

   Name J.R. Fennell Title Director

   Telephone 803-359-8369 Alternate Telephone 803-359-8259

   Fax Number 803-808-2160

   Email JRFennell@lex-co.com

4. Event Website: www.lex-co.sc.gov/museum

5. Event/Project Category (*Check One*):
   - ☐ Tourism, Advertising/Promotion - *see #10 for advertising/promotion sources*
   - ☑ Tourism Related Expenditures: Promotion of Cultural Activities

6. Project Timeline: Beginning date 07/15/2013 End date 12/06/2013

7. Location of Project/Event: Lexington County Museum, 231 Fox Street Lexington, SC

8. Number of employees: #Full-time 2 #Part-time 6

9. Do you advertise outside a 50-mile radius? ☑Yes ☐No

10. If yes to #9, please check all that apply to advertising sources outside of Lexington County:
    - ☐ Rack Cards - # distributed
    - ☑ Brochures - # distributed 21,000
    - ☑ Posters - # distributed 80
    - ☐ Magazine Ads - # ads (list ads and distribution range on separate sheet)
    - ☐ Newspaper Ads - # ads (list newspapers and distribution range on separate sheet)
    - ☐ Television Ads - # ads (list stations and viewing range on separate sheet)
    - ☐ Radios Ads - # ads (list stations and listener range on separate sheet)
    - ☐ Billboards - # ads (list number and location of billboards on separate sheet)
    - ☑ Websites - # web pages other than primary website # 6 (list on separate sheet with target audience)
    - ☐ Other than listed above: (list on separate sheet with target audience)

11. How many people do you expect to attend? 20,000

12. Of this number, how many are tourists? 2,000 (Tourists: "*People taking trips outside of their home communities for any purpose, except daily commuting to and from work.*") [SC Code of Laws, Chapter 6, Section 6-4-5 (4)].

13. List the methods used to track tourists:
- ☐ Web page inquires - estimated inquires per month
- ☑ Phone call inquiries - estimated phone calls per month 130
- ☐ Brochure mailings - estimated brochures mailed per month
- ☑ Event ticket sales - estimated tickets sold per event 70
- ☐ Event registration - estimated registrants per event
- ☐ Hotel sales - estimated sales per event/per month
- ☐ License plates - estimated count per event
- ☑ Surveys - estimated number of responses per survey 50
- ☐ Other than listed:

14. County accommodations funds are generated from the hotels in the unincorporated areas of the County. Please list the hotels and number of room nights you have used or plan to use for your event/project located in the unincorporated areas of Lexington County only:
The museum does not keep track of what hotels visitors stay in. However, from surveys, we have discovered that many visitors stay in the Wingate

15. Please indicate you have read: **Chapter 6, Sections 6-4-5 (4) and 6-4-10, SC Code of Laws, 1976**? ☑Yes ☐No

16. Project Budget - **Request for funds must meet the requirements of Chapter 6, Section 6-4-10, SC Code of Laws, 1976, as amended.**

a. Estimated total cost of Project $ 11,000.00
b. Amount of Accommodations Funds requested for this Project: $ 7,000.00
c. This request equals what percent of the total Project/Event Budget? 63.40 %
d. List specifically what the funds will be used for and the estimated amount i.e. brochures - $1,500, etc. See attached sheet

17. Has your project or organization previously received Accommodations Tax Funds?
☑Yes ☐No

a. If yes, state year 2012, amount $ 10,000.00, source County and Town, and purpose: To pay for events at the museum and to advertise

b. For each award year, did you expend 100% of the Accommodations Tax Funds you received?
☑Yes ☐No

c. If no, please explain:

18. Type of Organization:

Please check one:

- ☑ County
- ☐ Municipal
- ☐ Non-profit Organization
- ☐ Community service club, church, etc.
- ☐ 501(c) 3
- ☐ Other:_____

Note: For-profit organizations are not eligible for Accommodations Tax Funds

19. Project description - please attach a report with the following information needed by the Tourism Expenditure Review Committee to be sure that the event/project was in accordance to Section 6-4-10 of the S.C. Code of Laws (***Use separate sheet for Project Description if needed***):

a. General description
b. State the benefit that this project will serve toward promoting tourism and the Lexington County Community
c. Total attendance to the event/project versus the number of total tourists in attendance
d. Economic impact generated by tourism to the event/project
e. Overall description of how the event/project attracts and promotes tourists to the area and specifically how the Accommodations Tax Funds were used to accomplish this
f. Additional comments:

_____
_____
_____
_____
_____
_____

PLEASE NOTE: Applicant and/or representatives must be present during review process by the Accommodations Tax Advisory Board in order to be considered for funding.

Signature of Event/Project Director:

J.R. Fennell	Director
Print Name	Title
J.R. Fennell	1/3/13
Signature	Date

County of Lexington
Accommodations Tax Fund
FY 2013/14

FUNDING SOURCES

Organization: Lexington County Museum

List of Funding Sources	Actual 2011/12	Current 2012/13	Estimated 2013/14
Lexington County General Fund	$196,867.00	$200,768.00	$197,000.00
Friends of Lexington County Museum	$11,100.00	$12,200.00	$12,000.00
Lexington County Accommodations Tax	$677.00	$5,000.00	$7,000.00
Town of Lexington Accommodations Tax	$7,000.00	$5,000.00	$4,000.00
CG Fuller Foundation	$2,000.00	$0.00	$2,000.00
Edward B. Timmons Jr. Foundation	$0.00	$3,000.00	$0.00
	$217,664.00	$225,968.00	$222,000.00

County of Lexington
Accommodations Tax Fund
FY 2013/2014

EXPENDITURES

Organization: Lexington County Museum

List of Expenditures	Actual 2011/12	Current 2012/13	Estimated 2013/14
Personnel	$163,863.00	$169,455.00	$169,000.00
Museum Management	$29,324.00	$31,313.00	$28,000.00
Education	$3,000.00	$3,400.00	$3,000.00
Restoration/Repair	$14,000.00	$14,000.00	$11,000.00
Exhibits/Events/Cell Phone Walking Tour	$2,100.00	$6,800.00	$8,000.00
Advertising	$5,377.00	$1,000.00	$3,000.00
	$217,664.00	$225,968.00	$222,000.00

Reset Form | Save A Copy | Print Form

County of Lexington
Accommodations Tax Fund
FY 2012/13 FINAL REPORT

I. PROJECT INFORMATION:

Organization Name: Lexington County Museum

Project/Event Name: Lexington County Museum Storytelling and Christmas Events

Contact Name: J.R. Fennell Phone: 803-359-8369

II. PROJECT COMPLETION:

Were you able to complete the project/event as stated in your original application? Yes

If no, state any problems you encountered:

III. PROJECT SUCCESS:

Please share any additional comments regarding the project (e.g., lessons learned, successes, problems encountered, etc.):

IV. PROJECT ATTENDANCE:

Record numbers in table below as requested by the Tourism Expenditure Review Committee. Numbers are to reflect attendance and funds received for projects for current and previous years.

	2012/13 Current Year	2011/12 Previous Year
Total Budget of Event/Project	$16,500.00	$7,677.00
Amount Funded by the Lexington County Accommodations Tax Fund	$5,000.00	$677.00
Amount Funded by the Lexington County Accommodations Tax Funds from all Sources	$5,000.00	$677.00
Total Attendance	12,000	10,424
Total Tourists*	1,000	808

**Tourists are generally defined as those who travel 50 miles or more to attend.*

V. METHODS:

Please describe the methods used to capture the attendance data listed above (license plates, surveys, etc.):

visitor logs, surveys, license plates

VI. PROJECT BUDGET:

Attach a report indicating what project expenses were paid for using the Lexington County Accommodations Tax Funds for the fiscal year.

VII. ORGANIZATION SIGNATURE:

Provide signature of official with the organization verifying accuracy of above statements.

J.R. Fennell
Print Name

Director
Title

J.R. Fennell
Signature

1/3/13
Date

Lexington County Museum Accommodations Tax Application

10. **Magazines** – Listing in *Sandlapper* (Statewide Distribution)

Websites – Listings on Google, Yahoo, Columbia CVB, Columbia4kids.com, discoversouthcarolina.com, museumusa.com, Lexington Patch, Facebook, various other tourist websites. The museum has a page with information on Greater Lexington Chamber of Commerce's website. The target audience is potential visitors to Lexington as well as residents of the Midlands.

16. **Budget for Proposed Accommodations Tax Usage FY 2012-2013**

Item	Cost
Cell Phone Walking Tour - Signage - $3000 - Advertising - $1000	$4000.00
Walking Tour Brochure Printing (10,000)	$1000.00
Christmas Open House Expenses (Supplies, Advertising)	$2000.00

19.

A. This fiscal year, the Lexington County Museum would like to request $7,000 from the Lexington County's accommodation tax fund to help pay for and advertise a cell phone walking tour for the museum. This project will allow visitors to experience the museum on their own time without having to take a guided tour. Currently, a guided tour is the only way a visitor can learn more about the structures on the museum's campus. Visitors are not allowed to go inside the structures without a museum employee for security reasons and for the safety of the artifacts and structures.

The planned tour will feature ten stops on the museum grounds. Each of these stops will allow visitors to call a number to hear a recording explaining more about the history of the structure at which they are standing. Moreover, the signage displaying the stop number and the telephone number to call will feature a QR code which will link visitors with smart phones to a website that features photos of the interior of the structures. This will allow visitors to virtually experience the museum's thirty historic structures. Many people who visit the museum don't have the time to take a full guided tour and decide to just walk around the campus. The cell phone walking tour would help address those visitors by allowing them to tour at their leisure. It will also allow those who visit when the museum's closed to get a glimpse of what the museum has to offer. This should encourage them to return to take a full guided tour. Funds will be used to pay for the signage, the brochure that will accompany the tour, and to advertise the tour. The Town of Lexington has offered a telephone number to use for the tour free of charge.

Furthermore, the museum is requesting funds to help pay for and advertise its Christmas Open House. The open house is an annual tradition that currently attracts over 400 people to

the museum the second Sunday of every December. This event allows visitors to experience the traditions of Christmas past and features live music and refreshments. A sizeable portion of those that have attended the Open House in the past are from more than fifty miles away. Because of increased advertising this year, the museum experienced a record setting crowd at the 2012 Christmas Open House. With more exposure, that number would surely grow. Many of those traveling from fifty miles away or more will sleep and eat in Lexington County.

These projects will promote tourism by drawing tourists to visit the museum and the events being held there. By making them aware of the museum and showcasing what Lexington County has to offer in terms of cultural organizations, tourists will be more likely to visit and buy food, lodging, etc. in the county. Lexington County will become a more attractive place to tourists if they know that they can attend fun, educational events. The cell phone walking tour will make the museum more attractive by giving the people to take a self-guided tour. This will make them more inclined to visit the museum and the county. The community will be enhanced by the visibility of the museum, making the community a more attractive place to visit.

B. In FY 2011-12, the Lexington County Museum saw over 15,000 visitors, including visitors from thirty-six states and sixteen foreign countries. At least seventy-six percent of the visitors to the Museum not affiliated with school groups are tourists who eat and stay in the area.

C. Although the museum does not have the economic resources to measure the exact economic impact of the museum's visitors on the county, we believe that since so many of the visitors to the Museum are tourists, the impact is large. Through surveys given to visitors over the

last three months of 2011, the staff members of the museum have discovered that ninety four percent of out of state visitors to the museum eat in the Lexington area and thirty-one percent stay at least one night in a hotel/motel within the county.

Furthermore, museums and historic sites in general contribute greatly to local economies according to a national study completed in October 2009 by the Cultural Heritage Tourism organization. This study found that 78% of all U.S. leisure travelers participate in cultural and/or heritage activities while traveling and that cultural and heritage travelers travel more frequently, reporting an average of 5.01 leisure trips in the past 12 months versus non-cultural/heritage travelers with 3.98 trips. This study indicates that historic sites and museums like the Lexington County Museum are important to tourists and help add revenue to the local economy.

D. The projects will attract and promote tourism by further tapping into the heritage tourism market and making tourists more aware of the museum and the events happening there. It will also make the County a more attractive place to visit by strengthening the County's identity and promoting a sense of community. Accommodations tax funds will be used as a supplement to the funds provided by the Friends of the Lexington County Museum. Because of the amount of money involved in the aforementioned projects and advertising, the Friends cannot do it alone.

FY 2011-2012 County Accommodations Tax Budget

Christmas Open House Expenses - Advertising - $2,000.00	$2500.00
Fox House Restoration	$2500.00

GREATER
CHAPIN
CHAMBER of COMMERCE
And Visitors Center



January 3, 2013

Judy Busbee, Assistant Clerk to Council
Lexington County Council
212 South Lake Drive, Suite 601
Lexington, SC 29072

Dear Judy,

Enclosed please find the Greater Chapin Chamber of Commerce and Visitors' Center request for Accommodations Tax Funding for FY 2013-14.

Our primary focus for FY 2013-14 is revamping our collateral materials for prospective visitors. New brochures, website enhancements and marketing the Chapin area via advertisements in local visitors' guides seem to be a better investment that can make an immediate impact on bringing more tourist traffic to Chapin. Therefore, I have concentrated my requested amount on those activities rather than simply asking for funds to cover operating expenses related to our Chamber House and Visitors' Center. If we can increase numbers to such a point where we have dedicated staff here manning the house on high demand times, like weekends and holidays, then we will consider requesting funds to support that type of activity.

Given this more focused approach, I hope we can count on greater support for our tourism efforts and full funding at the requested amount of $7000. If you have any questions or concerns about our proposal, please call me at 345-1100.

As always, thank you for your generous support and consideration!

Sincerely,

Karen Owens
Executive Director

302 Columbia Avenue / P.O. Box 577 Chapin, SC 29036
tel: 803-345-1100 • **fax**: 803-345-0266 • **www.chapinchamber.com**

GREATER
CHAPIN
CHAMBER of COMMERCE
And Visitors Center



January 3, 2013

The Honorable Johnny W. Jeffcoat
Lexington County Council
212 South Lake Drive
Lexington, SC 29072

Dear Johnny:

Happy New Year from the Greater Chapin Chamber of Commerce and its Board of Directors! I would like to thank you for your continued leadership and service in the Chapin area. We have so many positive things happening in our community, and we look forward to continued growth and prosperity for all in the New Year.

I have attached a copy of our 2013-14 Accommodations Tax request for Lexington County Council for your information. This being my first year, it may look similar and in some ways different. It appears our funding has dwindled in recent years, and I can only assume that impact was based on the recent economic downturn we all experienced. I am hopeful that we can begin to rebuild our grant allocation from the current $4500 to our request of $7000 for this next fiscal year as revenue projections continue to increase.

The main area I believe we need to focus on in the FY 2013-14 is revamping our collateral materials for prospective visitors. New brochures, website enhancements and marketing the Chapin area via advertisements in local visitors' guides seem to be a better investment that can make an immediate impact on bringing more tourist traffic to Chapin. Therefore, I have focused my requested amount on those activities rather than simply asking for funds to cover operating expenses related to our Chamber House and Visitors' Center. If we can increase numbers to such a point where we have dedicated staff here manning the house on high demand times, like weekends and holidays, then we will consider requesting funds to support that type of activity.

Given this more focused approach, I hope we can count on greater support for our tourism efforts and full funding at the requested amount of $7000. If you have any questions or concerns about our proposal, please call me at 345-1100.

As always, thank you for your generous support and consideration!

Sincerely,

Karen Owens
Executive Director

cc: Members of the Greater Chapin Chamber Board of Directors
Enclosure: Request for Lexington County Accommodations Tax Funding

302 Columbia Avenue / P.O. Box 577 Chapin, SC 29036
tel: 803-345-1100 • **fax:** 803-345-0266 • **www.chapinchamber.com**

County of Lexington
Accommodations Tax Fund
FY 2013/2014

APPLICATION

1. Name of Project/Event: Greater Chapin Chamber of Commerce and Visitors Center

2. Sponsoring Organization: Greater Chapin Chamber of Commerce and Visitors Center

   Mailing Address: PO Box 577, Chapin, SC 29036

3. Event/Project Director:

   Name Karen Owens Title Executive Director

   Telephone 803-345-1100 Alternate Telephone 803-413-6789

   Fax Number 803-345-0266

   Email director@chapinchamber.com

4. Event Website: www.chapinchamber.com

5. Event/Project Category (*Check One*):
   ☑ Tourism, Advertising/Promotion - *see #10 for advertising/promotion sources*

   ☐ Tourism Related Expenditures: _____

6. Project Timeline: Beginning date July 1, 2013 End date June 30, 2014

7. Location of Project/Event: 302 Columbia Avenue, Chapin SC 29036

8. Number of employees: #Full-time 1 #Part-time 1

9. Do you advertise outside a 50-mile radius? ☑Yes ☐No

10. If yes to #9, please check all that apply to advertising sources outside of Lexington County:
    - ☑ Rack Cards - # distributed 2,500
    - ☑ Brochures - # distributed 2,500
    - ☐ Posters - # distributed _____
    - ☑ Magazine Ads - # ads 3 (list ads and distribution range on separate sheet)
    - ☐ Newspaper Ads - # ads _____ (list newspapers and distribution range on separate sheet)
    - ☐ Television Ads - # ads _____ (list stations and viewing range on separate sheet)
    - ☐ Radios Ads - # ads _____ (list stations and listener range on separate sheet)
    - ☐ Billboards - # ads _____ (list number and location of billboards on separate sheet)
    - ☑ Websites - # web pages other than primary website # _____ (list on separate sheet with target audience)
    - ☐ Other than listed above: _____ (list on separate sheet with target audience)

11. How many people do you expect to attend? 32,000

12. Of this number, how many are tourists? 15,500 (Tourists: "*People taking trips outside of their home communities for any purpose, except daily commuting to and from work.*") [SC Code of Laws, Chapter 6, Section 6-4-5 (4)].

13. List the methods used to track tourists:
- ☑ Web page inquires - estimated inquires per month 50
- ☑ Phone call inquiries - estimated phone calls per month 300
- ☑ Brochure mailings - estimated brochures mailed per month 35
- ☑ Event ticket sales - estimated tickets sold per event 250
- ☐ Event registration - estimated registrants per event
- ☐ Hotel sales - estimated sales per event/per month
- ☐ License plates - estimated count per event
- ☐ Surveys - estimated number of responses per survey
- ☐ Other than listed:

14. County accommodations funds are generated from the hotels in the unincorporated areas of the County. Please list the hotels and number of room nights you have used or plan to use for your event/project located in the unincorporated areas of Lexington County only:
Our business members (GIS, Ellett Brothers, Lexington Medical Center, PM Systems, Shaw Group, and SCE&G's VC Summer Nuclear Plant report that business travelers fill an estimated 12,500 nights in local hotel rooms, with half staying in Lexington County and the other half in Richland County. Hotels used in Lexington County include Extended Stay Deluxe, Hampton Inn, Holiday Inn Express, and Doubletree.

15. Please indicate you have read: **Chapter 6, Sections 6-4-5 (4) and 6-4-10, SC Code of Laws, 1976**? ☑Yes ☐No

16. Project Budget - **Request for funds must meet the requirements of Chapter 6, Section 6-4-10, SC Code of Laws, 1976, as amended.**

a. Estimated total cost of Project $ 11,236.00
b. Amount of Accommodations Funds requested for this Project: $ 7,000.00
c. This request equals what percent of the total Project/Event Budget? 62.00 %
d. List specifically what the funds will be used for and the estimated amount i.e. brochures - $1,500, etc. See attached

17. Has your project or organization previously received Accommodations Tax Funds?
☑Yes ☐No

a. If yes, state year 2012-13, amount $ 4,500.00, source Lexington County Co[illegible], and purpose: Promoting Community Events and Operating Visitors Center

b. For each award year, did you expend 100% of the Accommodations Tax Funds you received?
☑Yes ☐No

c. If no, please explain:

18. Type of Organization:

Please check one:

- ☐ County
- ☐ Municipal
- ☑ Non-profit Organization
- ☐ Community service club, church, etc.
- ☐ 501(c) 3
- ☐ Other:_____

Note: For-profit organizations are not eligible for Accommodations Tax Funds

19. Project description - please attach a report with the following information needed by the Tourism Expenditure Review Committee to be sure that the event/project was in accordance to Section 6-4-10 of the S.C. Code of Laws (***Use separate sheet for Project Description if needed***):

a. General description

b. State the benefit that this project will serve toward promoting tourism and the Lexington County Community

c. Total attendance to the event/project versus the number of total tourists in attendance

d. Economic impact generated by tourism to the event/project

e. Overall description of how the event/project attracts and promotes tourists to the area and specifically how the Accommodations Tax Funds were used to accomplish this

f. Additional comments:

See attached

Planned Magazine ads - Two page spread in Discover Greater Columbia visitor guides, printed 3 times a year with audience of 90,000 per issue (270,000 annual).

PLEASE NOTE: Applicant and/or representatives must be present during review process by the Accommodations Tax Advisory Board in order to be considered for funding.

Signature of Event/Project Director:

Karen T. Owens	Executive Director
Print Name	Title
Signature	Date Jan. 3, 2013

County of Lexington
Accommodations Tax Fund
FY 2013/14

FUNDING SOURCES

Organization: Greater Chapin Chamber of Commerce and Visitors' Center

List of Funding Sources	Actual 2011/12	Current 2012/13	Estimated 2013/14
Member dues	$46,340.00	$20,562.00	$56,875.00
Events	$27,331.87	$15,642.50	$33,500.00
House Rental	$1,605.00	$800.00	$3,500.00
Sign Rental	$4,900.00	$2,370.00	$6,000.00
Lexington County Accommodations Tax	$5,000.00	$2,375.00	$7,000.00
Town of Chapin subsidy	$5,000.00	$4,000.00	$4,000.00
Member meetings	$807.56	$590.00	$500.00
Premier Sponsorships	$5,000.00	$5,250.00	$10,000.00
Website	$1,150.00	$0.00	$2,000.00
	$97,134.43	$51,589.50	$123,375.00

County of Lexington
Accommodations Tax Fund
FY 2013/2014

EXPENDITURES

Organization:

List of Expenditures	Actual 2011/12	Current 2012/13	Estimated 2013/14
Advertising & Marketing	$2,456.91	$2,721.00	$3,000.00
Events	$11,983.26	$12,285.56	$13,000.00
Dues & Subscriptions	$341.00	$1,268.00	$800.00
Accountant	$900.00	$950.00	$1,000.00
Conferences & Meetings	$1,162.15	$327.44	$1,800.00
Credit Card/Bank fees	$711.31	$814.54	$0.00
Office Equipment	$2,474.13	$4,596.25	$3,000.00
Insurance	$1,082.00	$292.00	$1,700.00
Website	$2,156.11	$1,732.28	$1,000.00
Annie Epting Scholarship	$500.00	$500.00	$1,000.00
Member Services	$770.52	$2,482.84	$4,500.00
Office Supplies	$3,173.84	$4,016.92	$2,500.00
Mortgage Interest	$435.15	$182.20	$0.00
Postage	$712.65	$799.78	$1,850.00
Payroll expenses	$38,882.82	$42,938.83	$68,000.00
Memorials/Gifts	$100.00	$300.00	$350.00
Repairs/Building Maintenance	$2,362.91	$2,843.39	$3,000.00
Staff expenses	$445.00	$327.34	$750.00
Utilities	$5,160.48	$4,710.46	$5,500.00
Telephone/Internet	$3,207.53	$3,524.05	$5,860.00
	$79,017.77	$87,612.88	$118,610.00

Reset Form | Save A Copy | Print Form

County of Lexington
Accommodations Tax Fund
FY 2012/13 FINAL REPORT

I. PROJECT INFORMATION:

Organization Name: Greater Chapin Chamber of Commerce and Visitors Center

Project/Event Name: Greater Chapin Tourism Promotion and Visitors Center

Contact Name: Karen Owens Phone: 803-345-1100

II. PROJECT COMPLETION:

Were you able to complete the project/event as stated in your original application? Yes

If no, state any problems you encountered:

III. PROJECT SUCCESS:

Please share any additional comments regarding the project (e.g., lessons learned, successes, problems encountered, etc.):

Website was successfully upgraded in 2012-13, and we continued to promote and fulfill info requests on Chapin events/amenities (via phone, email, web, mail, in person).

IV. PROJECT ATTENDANCE:

Record numbers in table below as requested by the Tourism Expenditure Review Committee. Numbers are to reflect attendance and funds received for projects for current and previous years.

	2012/13 Current Year	2011/12 Previous Year
Total Budget of Event/Project	$45,300.00	$47,685.00
Amount Funded by the Lexington County Accommodations Tax Fund	$4,500.00	$5,000.00
Amount Funded by the Lexington County Accommodations Tax Funds from all Sources	$4,500.00	$5,000.00
Total Attendance	30,000	30,000
Total Tourists*	15,000	15,000

**Tourists are generally defined as those who travel 50 miles or more to attend.*

V. METHODS:

Please describe the methods used to capture the attendance data listed above (license plates, surveys, etc.):

Crowd estimates, Visitors Center inquiries (in person, phone, mail, email), ticket sales

VI. PROJECT BUDGET:

Attach a report indicating what project expenses were paid for using the Lexington County Accommodations Tax Funds for the fiscal year.

VII. ORGANIZATION SIGNATURE:

Provide signature of official with the organization verifying accuracy of above statements.

Karen T. Owens — Print Name

Executive Director — Title

Signature

Jan. 3, 2013 — Date

Organization: Greater Chapin Chamber of Commerce and Visitors Center

County of Lexington Accommodations Tax Fund
FY 2013/2014

APPLICATION ATTACHMENT

 # 16 – Project Budget

Greater Chapin Chamber of Commerce and Visitors' Center

Activity/Program	Estimated Cost	Funds Requested
Website Enhancements	$ 3,236.00	$ 3,000.00
Ads Marketing Chapin	3,000.00	1,500.00
New Visitors Guides	5,000.00	2,500.00
Totals	**$11,236.00**	**$ 7,000.00**

 # 19 - Project Description

The Greater Chapin Chamber of Commerce actively promotes commerce, community and culture. We serve as a catalyst for economic development and tourism as well as the communications hub for the community. Given our close proximity to Interstate 26, we operate Chapin's Visitors Center which is a frequent stop for people traveling through the Midlands to learn about area attractions, activities, restaurants and accommodations.

The Chapin Chamber uses a number of tools to attract and inform tourists about available activities and amenities, and we are committed to providing the following programs and services to continue to welcome visitors and newcomers to the Chapin community:

- Serves as the Welcome Center for Greater Chapin, Dreher Island State Park and the north side of Lake Murray as well as White Rock, Little Mountain and Prosperity. We promote lake tourism and serve as the communications hub and information clearinghouse for the Chapin community.

- Provides via our Resource Room tourists and visitors with brochures, maps, directions, mailing lists, directories, and other materials designed to enhance their visit to South Carolina generally, and more specifically Lexington County. Visitors to the Chamber came from a variety of locations within South Carolina as well as states beyond our borders, such as Alaska, Florida, Ohio, Minnesota, Georgia, North Carolina, New Jersey, Wisconsin, Michigan, Illinois, Kentucky, Pennsylvania, Missouri, and Washington, DC. We also receive numerous phone, email and mail requests for information packets that we distribute annually.

Organization: Greater Chapin Chamber of Commerce and Visitors Center

- Provides information about the community and makes recommendations for those planning to visit through our recently upgraded Chamber website. The site is available 24/ 7 and features a Calendar page where community events are included, and a Membership Directory which lists amenities, recreational activities, restaurants, shopping and accommodations for visitors to the area.

- Hosts five large public events -- Annual Oyster Roast, Annual Golf Tournament, and Annual Awards Gala which recognizes the Greater Chapin Business Person, Non-Profit Organization and Volunteer of the Year, and the Chapin Holiday and Spring Open Houses which encourage visitors to shop and dine at local stores, art galleries and restaurants. We also assist the Town of Chapin with promoting and disseminating information on the annual Labor Day Parade and Festival. Combined these events bring more than 30,000 visitors to Chapin each year.

- Promotes arts and cultural activities throughout Chapin and serves as a host gallery for local artists who display their works at the Chamber House. We work closely with the Crook Creek Art League, the Potters of Chapin and the Chapin Community Theatre to promote upcoming shows via our website, social media channels (Facebook.com/Chapin Chamber and Twitter @ChapinChamber), and our weekly e-blast that goes out to about 700 subscribers (35,000 annual impressions).

- Provides an outdoor sign for member information that informs visitors of activity in this area. More than 15,000 vehicles pass by our location on a daily basis.

- Provides a Chapin map and magazine promoting this area, to the nine South Carolina Welcome Centers located on South Carolina's borders as well as to all visitors who stop by the Chamber and individuals who request more information via email, phone, mail or website.

- Supports local employers with providing accommodations and amenity information for their business travelers. Major companies like General Information Systems, Ellett Brothers, Lexington Medical Center, PM Systems, the Shaw Group, and SCE&G's VC Summer Nuclear Plant report that business travelers fill an estimated 12,500 nights in local hotel rooms, with half staying in Lexington County and the other half in Richland County. Hotels used in Lexington County include Extended Stay Deluxe, Hampton Inn, Holiday Inn Express Harbison, DoubleTree by Hilton.

These programs are evaluated continually for attendance and cost effectiveness and will be continued for 2013-2014. Approximately 32,000 people total attended these events, which brought customers to the local merchants and restaurants as well as the area hotels.

Organization: Greater Chapin Chamber of Commerce and Visitors Center

Past support from the Accommodations Tax Fund has helped the Greater Chapin Chamber operate its Welcome Center and promote and produce better events to attract visitors. This year we are taking a different approach to our request for support.

We are in dire need of updating our local Visitors Guide publication, which includes shopping and dining information as well as information on local amenities, special events, a map of the area, resources related to Lake Murray, Crooked Creek Park and other outdoor recreation outlets, to attract more tourists and relocation activity. We are in the process of enhancing our website for greater interactivity by visitors with our members and their businesses. We also want to begin advertising in a local visitors' magazine published three times a year and distributed to approximately 285,000 people in the Midlands and outlying areas via regional hotels, restaurants and attractions.

Therefore, we are focusing our request of $7,000 to support revamping our collateral materials, continue with website enhancements and begin some targeted advertising to draw more visitors to Chapin for our special events and ongoing activities.

We certainly appreciate consideration by the Lexington County Council for continued financial support of our ongoing efforts with a grant from the Accommodations Tax Fund to help us enhance our tourist outreach activities.

Greater Chapin Chamber of Commerce
Profit & Loss
January through December 2012

	Jan - Dec 12
Ordinary Income/Expense	
Income	
Business Expo	1,610.00
Chamber House Rental	
Parking	2,960.00
Rentals	1,380.00
Total Chamber House Rental	4,340.00
Chamber Sign	5,570.00
Gala	
Auction	4,907.50
Donations	25.00
Sponsors	7,000.00
Tickets	1,905.00
Total Gala	13,837.50
Golf Tournament	
Bev.Cart	300.00
Fantasy Golf	65.00
Mulligans	260.00
Sponsors	4,355.00
Teams	6,760.00
Total Golf Tournament	11,740.00
Grants	
Accomodation Tax	4,875.00
Municipal Subsidy	5,000.00
Total Grants	9,875.00
Member Benefits	
BC/BS	535.73
Member Book	1,000.00
Total Member Benefits	1,535.73
Member Meetings	950.00
Membership Dues	
New Members	5,677.50
Renewals	43,187.50
Total Membership Dues	48,865.00
Merchandise	
License Plate	30.00
Total Merchandise	30.00
Oyster Roast	1,272.00
Premier Sponsor	5,250.00
Total Income	104,875.23
Gross Profit	104,875.23
Expense	
Accountant	950.00
Advertising/Marketing	
Ads	15.00
Chapin Times	600.00
Directory	1,650.00
LM News	252.00
Survey	204.00
Total Advertising/Marketing	2,721.00
Bad Debts	7.99
Bank Service Charges	45.96

Greater Chapin Chamber of Commerce
Profit & Loss
January through December 2012

	Jan - Dec 12
Conferences & Meetings	
Bd Mtgs/Retreat	9.98
Economic Devel.Summit	263.69
Staff Conferences	25.00
Staff Meetings	28.77
Total Conferences & Meetings	327.44
Dues and Subscriptions	
MIDSTATE CHAMBERS COALITION	422.00
SC Chamber	200.00
Trade Memberships	100.00
Total Dues and Subscriptions	722.00
Econ Development	1,501.40
Equipment	
Computer	523.74
Copier	2,581.72
Software	1,490.79
Total Equipment	4,596.25
Federal Unemployment	0.00
Gala Expenses	
Auction Items	25.00
Awards	235.00
Entertainment	1,250.00
Flowers	151.80
Food/Drink	2,843.28
Postage	153.98
Printing	747.88
Program	-43.50
Venue	1,725.00
Gala Expenses - Other	50.00
Total Gala Expenses	7,138.44
Golf Tour.Exp	
Adv	147.88
Beer/Drinks	282.70
Food	1,721.04
Sp.Signs	260.00
Supplies	240.00
Team Fees	2,200.00
Total Golf Tour.Exp	4,851.62
Grant Annie Epting Scholarship	500.00
Insurance	292.00
Member Services Expenses	
Mem Mtgs	1,888.51
Mileage	462.32
Prospecting meals	40.10
Reimbursment for Misc. Supplies	0.00
Total Member Services Expenses	2,390.93
Merchant Credit Card Fees	768.58
Mortgage Interest	182.20
Office Supplies	3,375.01
Oyster Roast Exp	252.00
Payroll Expenses	
Fringe Benefits	910.00
Salaries	42,028.83
Total Payroll Expenses	42,938.83
Payroll Taxes Company	3,439.25
Postage	799.78
Reconciliation Discrepancies	-0.30

Greater Chapin Chamber of Commerce
Profit & Loss
January through December 2012

	Jan - Dec 12
Repairs & Maintenance	
Cleaning Fee	720.00
Garbage	164.64
House repairs	255.47
Pest Control	636.00
Security Service	347.28
Yard	720.00
Total Repairs & Maintenance	2,843.39
Staff Expenses	
Education	90.00
Institute	250.00
Memorials/Gifts	300.00
Volunteers	-12.66
Total Staff Expenses	627.34
Telephone	3,524.05
Utilities	
Electricity	4,139.05
Water/Sewer	571.41
Total Utilities	4,710.46
Website Design	1,469.28
Total Expense	90,974.90
Net Ordinary Income	13,900.33
Other Income/Expense	
Other Income	
Interest Earned	16.52
Total Other Income	16.52
Net Other Income	16.52
Net Income	13,916.85

Final Report on Project Expenses were paid using Lexington County Accommodations Tax Funds for FY 2012-13

Website	$1,000
Other Advertising/Marketing	1,500
Execution of Public Events	1,500
Visitor Center Expenses	500
TOTAL SPENT	$4,500



County of Lexington
Accommodations Tax Fund
FY 2013/2014



APPLICATION

1. Name of Project/Event: 2013-2014 Strategic Marketing Campaign

2. Sponsoring Organization: Columbia Regional Sports Council

   Mailing Address: 1010 Lincoln Street, Columbia, SC 29201

3. Event/Project Director:

   Name S. Scott Powers Title Executive Director

   Telephone (803) 545-0009 Alternate Telephone (803) 467-2344

   Fax Number (803) 545-0102

   Email spowers@columbiasportscouncil.com

4. Event Website: www.columbiasportscouncil.com

5. Event/Project Category (*Check One*):
   - ☑ Tourism, Advertising/Promotion - *see #10 for advertising/promotion sources*
   - ☐ Tourism Related Expenditures: _____

6. Project Timeline: Beginning date 07/01/2013 End date 06/30/2014

7. Location of Project/Event: Host over 35 events in Lexington and Richland Counties

8. Number of employees: #Full-time 2 #Part-time 0

9. Do you advertise outside a 50-mile radius? ☑Yes ☐No

10. If yes to #9, please check all that apply to advertising sources outside of Lexington County:
    - ☐ Rack Cards - # distributed _____
    - ☑ Brochures - # distributed 500
    - ☐ Posters - # distributed _____
    - ☑ Magazine Ads - # ads 8 (list ads and distribution range on separate sheet)
    - ☐ Newspaper Ads - # ads _____(list newspapers and distribution range on separate sheet)
    - ☐ Television Ads - # ads _____ (list stations and viewing range on separate sheet)
    - ☐ Radios Ads - # ads _____ (list stations and listener range on separate sheet)
    - ☐ Billboards - # ads _____(list number and location of billboards on separate sheet)
    - ☑ Websites - # web pages other than primary website # 3 (list on separate sheet with target audience)
    - ☑ Other than listed above: Social Media - Facebook, Twitter (list on separate sheet with target audience)

11. How many people do you expect to attend? 80,000

12. Of this number, how many are tourists? 52,000 (Tourists: "*People taking trips outside of their home communities for any purpose, except daily commuting to and from work.*") [SC Code of Laws, Chapter 6, Section 6-4-5 (4)].

13. List the methods used to track tourists:
- ☐ Web page inquires - estimated inquires per month
- ☑ Phone call inquiries - estimated phone calls per month 45
- ☑ Brochure mailings - estimated brochures mailed per month 30
- ☑ Event ticket sales - estimated tickets sold per event 1,760
- ☑ Event registration - estimated registrants per event 650
- ☑ Hotel sales - estimated sales per event/per month 800
- ☐ License plates - estimated count per event
- ☐ Surveys - estimated number of responses per survey
- ☑ Other than listed:

  We survey at select events depending on the event and the event owner/director. Responses vary from 10-50. Event ticket sales range from 100 to well over 26,000 depending on the event.

14. County accommodations funds are generated from the hotels in the unincorporated areas of the County. Please list the hotels and number of room nights you have used or plan to use for your event/project located in the unincorporated areas of Lexington County only:
We send over 20 sports event leads to ALL hotels in Lexington County. In FY2011-12, we confirmed 7,812 hotel room nights and 37 sports events for the entire region. In FY2010-11, we confirmed 6,292 hotel room nights and 38 sports events. Our goal in FY2012-2013 is 10,000 hotel room nights generated for the entire region.

15. Please indicate you have read: **Chapter 6, Sections 6-4-5 (4) and 6-4-10, SC Code of Laws, 1976**? ☑Yes ☐No

16. Project Budget - **Request for funds must meet the requirements of Chapter 6, Section 6-4-10, SC Code of Laws, 1976, as amended.**

a. Estimated total cost of Project $ 137,000.00
b. Amount of Accommodations Funds requested for this Project: $ 10,000.00
c. This request equals what percent of the total Project/Event Budget? 7.20 %
d. List specifically what the funds will be used for and the estimated amount i.e. brochures - $1,500, etc. Advertising-$5,000; trade show-$2,000; salaries-$2,500; brochures-$500

17. Has your project or organization previously received Accommodations Tax Funds?
☑Yes ☐No

a. If yes, state year 2012-13 , amount $ 5,500.00 , source Lexington County , and purpose: 2012-13 Strategic Marketing Campaign

b. For each award year, did you expend 100% of the Accommodations Tax Funds you received?
☑Yes ☐No

c. If no, please explain:

18. Type of Organization:
Please check one:

- ☐ County
- ☐ Municipal
- ☑ Non-profit Organization
- ☐ Community service club, church, etc.
- ☐ 501(c) 3
- ☐ Other: _____

Note: For-profit organizations are not eligible for Accommodations Tax Funds

19. Project description - please attach a report with the following information needed by the Tourism Expenditure Review Committee to be sure that the event/project was in accordance to Section 6-4-10 of the S.C. Code of Laws (***Use separate sheet for Project Description if needed***):
    a. General description
    b. State the benefit that this project will serve toward promoting tourism and the Lexington County Community
    c. Total attendance to the event/project versus the number of total tourists in attendance
    d. Economic impact generated by tourism to the event/project
    e. Overall description of how the event/project attracts and promotes tourists to the area and specifically how the Accommodations Tax Funds were used to accomplish this
    f. Additional comments:

Please see attached documentation for complete project description.

PLEASE NOTE: Applicant and/or representatives must be present during review process by the Accommodations Tax Advisory Board in order to be considered for funding.

Signature of Event/Project Director:

S. Scott Powers	Executive Director
Print Name	Title
S. Scott Powers	1/3/13
Signature	Date

County of Lexington
Accommodations Tax Fund
FY 2013/14

FUNDING SOURCES

Organization: Columbia Regional Sports Council

List of Funding Sources	Actual 2011/12	Current 2012/13	Estimated 2013/14
Lexington County Accommodations Tax	$5,000.00	$5,500.00	$10,000.00
City of Columbia Hospitality Tax	$50,000.00	$75,000.00	$100,000.00
Richland County Accommodations Tax	$22,290.00	$25,000.00	$30,000.00
Richland County Hospitality Tax	$9,486.00	$21,655.00	$26,000.00
Town of Lexington Accommodations Tax	$4,000.00	$0.00	$4,000.00
Corporate Sponsorships	$10,000.00	$20,000.00	$20,000.00
	$100,776.00	$147,155.00	$190,000.00

County of Lexington
Accommodations Tax Fund
FY 2013/2014

EXPENDITURES

Organization: Columbia Regional Sports Council

List of Expenditures	Actual 2011/12	Current 2012/13	Estimated 2013/14
Salaries, benefits, taxes, insurance	$118,912.00	$120,655.00	$128,000.00
Trade Shows & Travel	$1,642.00	$0.00	$10,000.00
Marketing & Advertising	$8,000.00	$0.00	$20,000.00
Employee Training	$1,575.00	$0.00	$2,000.00
Office Space Rental	$5,737.00	$6,500.00	$6,500.00
SC High School State Championships	$10,000.00	$20,000.00	$20,000.00
Promotional Materials-brochures/marketing pieces	$0.00	$0.00	$3,500.00
	$145,866.00	$147,155.00	$190,000.00

COLUMBIA REGIONAL SPORTS COUNCIL ATTACHMENT

10. ADVERTISING SOURCES

- **Magazine ads** – We plan to purchase full-page, four-color ads in the follow travel industry publications: two (2) in SportsEvents magazine, two (2) in Sports Destinations Management magazine and four (4) in The Rowing News. Eight (8) total ads. All magazines are nationally distributed in the sports travel community with the exception of Rowing News, which is the leading rowing publication in the nation.
- **Websites** – In addition to our main website (www.columbiacvb.com) which obtains over 40,000 unique visitors monthly, we plan to advertise on the following websites: www.sportsdestinations.com, www.sportseventsmagazine.com, www.rowingnews.com. Target audience for Destinations Management and SportsEvents is sports events owners / decision makers and the target audience for Rowing News is collegiate and scholastic rowing coaches who determine sites for winter or spring training.
- **Brochures** – We plan to re-print our Sports Council brochures that taut our region as the prefect destination to host premiere regional and national sporting events.

19. PROJECT DESCRIPTION

A. GENERAL DESCRIPTION:

The Columbia Regional Sports Council (CRSC) is committed to serving as the central clearinghouse for information regarding the sponsorship, promotion and coordination of sporting events, facilities and associations in the City of Columbia as well as Lexington and Richland Counties.

The mission of the Columbia Regional Sports Council is to strengthen the area's economy by marketing and selling the Columbia, SC region (City of Columbia, Lexington County, Richland County) as a premier destination for sporting events, partnering with local sports organizations to grow and develop existing events, and by recruiting new events which provide an economic benefit to the region by generating room nights, food and beverage sales, and associated tax revenues.

We have been successful in attracting new and unique sporting events to the region since our inception in 2002 using limited funds. Added funding is needed to enhance our current sales and marketing efforts used to recruit regional and national sports events to our community. The 2012-2013 Strategic Marketing Campaign supports our goal by directly marketing to events rights holders and sports governing bodies through tradeshow participation, direct mail of collateral pieces and advertising in several national trade publications. This direct marketing effort creates awareness and communicates the advantages of our community's sports products and facilities; allowing us to recruit more events, resulting in increased room nights for our area hotel properties and economic benefit for our entire region.

B. BENEFIT TO LEXINGTON COUNTY:

Spectators, athletes and their support groups all utilize the same services used by other kinds of tourists: accommodations, transport services, food and beverage services, retail businesses and attractions. Sports events have the ability to spread the use of these services into off-peak periods, such as the summer and winter months, when occupancy rates and consumer consumptions tend to go down. Since the Columbia Regional Sports

Council was established and started receiving funding from the City of Columbia, Lexington County, and Richland County; we have discovered new events that had never considered our community for their activities or events. Events like recruiting collegiate rowing teams to train during the winter and spring at the rowing facility on the Broad River or the USA Rugby Men's Club National Playoffs hosted at the Lexington Soccer Complex, the USA Rugby Women's Club National Playoffs hosted at the Old Barnwell Road Soccer Complex, TSR Youth Bowling, SCGA Junior Championships at the Country Club of Lexington, as well as the Palmetto 200 relay race which starts at the Historic Columbia Speedway in Cayce are bringing much attention, exposure and economic benefit to our community.

The staging of sports events has the potential to raise the profile of the community through the coverage of the event. The marketing of these events also presents many opportunities for the community to showcase its assets and attractions on a regional & national level to other potential visitors and investors. Events enhance the quality of life for local residents by providing year-round recreational alternatives, but can also be used as a tool for economic and other development purposes. As events attract more visitors to the community, the market demand for lodging, restaurants, retail stores and entertainment venues also increases. The economic impact of playing host to these sporting events is endless and benefits the community by showing our region as a destination for hosting successful regional and nation events.

C. TOTAL ATTENDANCE TO THE PROJECT VS. TOTAL TOURISTS IN ATTENDANCE:
The Columbia Regional Sports Council tracks the number of hotel room nights for each of our events. Our goal is to book or assist with booking 10,000 hotel room nights to the region during FY 2013-14 from sporting events. 10,000 room nights / 2.0 nights x 3.0 tourists per room = 15,000 overnight tourists in FY2013-14. Based on research (ticket sales, event owner surveys, event registrations) with our events, an additional estimated 37,000 out-of-town tourists drive in and do not stay in hotels rooms. We are projecting 80,000 total attendance for FY2013-2014, of which 52,000 or 65% are tourists.

D. ECONOMIC IMPACT GENERATED BY TOURISM:
Based on our goal of 10,000 room nights, as well as our projection of 37,000 non-overnight tourists, the CRSC estimates it will generate a direct economic impact of **$5,230,000** in 2013-14.

# of hotel room nights X average tourist per room (3.0) X average spending per day ($125) = estimated direct economic impact

+

# of non-overnight out of town tourists X average spending per day ($40) = estimated direct economic impact

E. OVERALL DESCRIPTION OF HOW THE EVENT/PROJECT ATTRACTS AND PROMOTES TOURISTS TO THE AREA AND SPECIFICALLY HOW THE ACCOMMODATIONS TAX FUNDS WERE USED TO ACCOMPLISH THIS:
We use Lexington County Accommodations Tax funds to specifically market/advertise/direct mail to national, regional or state-wide sporting event owners or national governing bodies that control where certain major sporting events are held. We promote the region and our sports facilities as potential hosts to these decision makers. We target them attractive ads in sports-travel industry publications, we meet with them in person at national trade shows and we direct mail them brochures, visitor guides and facilities guides to showcase our hotels, sports facilities, restaurants, attractions, etc. We use the accommodations tax funds to purchase advertising space, create brochures and travel to national trade shows.

County of Lexington
Accommodations Tax Fund
FY 2012/13 FINAL REPORT

I. PROJECT INFORMATION:

Organization Name: Columbia Regional Sports Council

Project/Event Name: 2012-2013 Strategic Marketing Campaign

Contact Name: S. Scott Powers Phone: 803-545-0009

II. PROJECT COMPLETION:

Were you able to complete the project/event as stated in your original application? Yes

If no, state any problems you encountered:

N/A

III. PROJECT SUCCESS:

Please share any additional comments regarding the project (e.g., lessons learned, successes, problems encountered, etc.):

If we have the proper funding, more events and event owners would be able to host their events in Lexington County.

IV. PROJECT ATTENDANCE:

Record numbers in table below as requested by the Tourism Expenditure Review Committee. Numbers are to reflect attendance and funds received for projects for current and previous years.

	2012/13 Current Year	2011/12 Previous Year
Total Budget of Event/Project	$147,155.00	$100,776.00
Amount Funded by the Lexington County Accommodations Tax Fund	$5,500.00	$5,000.00
Amount Funded by the Lexington County Accommodations Tax Funds from all Sources	$0.00	$0.00
Total Attendance	80,161	79,453
Total Tourists*	52,104	53,307

**Tourists are generally defined as those who travel 50 miles or more to attend.*

V. METHODS:

Please describe the methods used to capture the attendance data listed above (license plates, surveys, etc.):

Room pick-up report from host hotels after each event, event tickets sales, surveys from event owners.

VI. PROJECT BUDGET:

Attach a report indicating what project expenses were paid for using the Lexington County Accommodations Tax Funds for the fiscal year.

VII. ORGANIZATION SIGNATURE:

Provide signature of official with the organization verifying accuracy of above statements.

S. Scott Powers
Print Name

Executive Director
Title

S. Scott Powers
Signature

1/4/13
Date

MIDLANDS AUTHORITY FOR CONVENTIONS, SPORTS AND TOURISM

Statement of Revenues and Expenditures

903 - COLUMBIA REGIONAL SPORTS COUNC

From 12/1/2012 Through 12/31/2012

		Current Period Actual	Current Year Actual	Prior Year Actual	YTD Budget - Original	Total Budget - Original	Total Budget Variance - Original	% Budget Remaining Original
	Revenues							
4005	RICHLAND COUNTY - ATAX	0.00	4,129.97	13,958.23	12,499.98	25,000.00	(20,870.03)	(83.48)%
4009	LEXINGTON CO - ATAX	0.00	1,375.00	2,500.00	2,749.98	5,500.00	(4,125.00)	(75.00)%
4014	CITY COLUMBIA HOSPITALITY TAX	0.00	16,406.00	50,000.00	37,500.00	75,000.00	(58,594.00)	(78.13)%
4015	RICHLAND CO HOSPITALITY TAX	0.00	7,908.35	0.00	10,827.48	21,655.00	(13,746.65)	(63.48)%
4022	TOWN OF LEXINGTON - ATAX	0.00	0.00	4,000.00	0.00	0.00	0.00	0.00%
	Total Revenues	0.00	29,819.32	70,458.23	63,577.44	127,155.00	(97,335.68)	(76.55)%
	Expenses							
7001	SALARIES - FT -ADMINISTRATION	0.00	24,700.00	28,500.00	29,640.00	59,280.00	34,580.00	58.33%
70011	SALARIES-FT-SALES & MARKETING	0.00	12,964.83	15,540.52	18,979.98	37,960.00	24,995.17	65.85%
7004	TAX LIABILITIES	0.00	3,214.10	3,792.53	2,500.02	5,000.00	1,785.90	35.72%
70051	BENEFITS 401K	16.75	535.36	621.59	750.00	1,500.00	964.64	64.31%
70052	BENEFITS- D/LIFE/STD/LTD	170.32	960.06	924.60	900.00	1,800.00	839.94	46.66%
7006	EMPLOYEE MEDICAL INSURANCE	969.34	5,775.14	5,036.30	5,749.98	11,500.00	5,724.86	49.78%
7201	UNEMPLOYMENT INSURANCE	0.00	0.00	26.31	250.02	500.00	500.00	100.00%
7202	INCENTIVES/COMMISSION	0.00	4,858.85	4,422.30	1,557.48	3,115.00	(1,743.85)	(55.98)%
8612	MARKETING & ADVERTISING	0.00	4,000.00	6,000.00	0.00	0.00	(4,000.00)	0.00%
8704	EMPLOYEE TRAINING EXPENSE	0.00	0.00	1,575.00	0.00	0.00	0.00	0.00%
8710	OFFICE SPACE RENTAL	478.12	2,390.60	2,868.64	3,250.02	6,500.00	4,109.40	63.22%
8735	CLIENT EVENT EXPENSE	0.00	124.97	0.00	0.00	0.00	(124.97)	0.00%
	Total Expenses	1,634.53	59,523.91	69,307.79	63,577.50	127,155.00	67,631.09	53.19%
	Non-Budgeted Revenues							
4020	HIGH SCHOOL CHAMPIONSHIP	10,000.00	10,000.00	0.00	4,999.98	10,000.00	0.00	0.00%
	Total Non-Budgeted Revenues	10,000.00	10,000.00	0.00	4,999.98	10,000.00	0.00	0.00%
	Non-Budgeted Expenses							
9405	HIGH SCHOOL CHAMPIONSHIP	(10,000.00)	(10,000.00)	0.00	(4,999.98)	(10,000.00)	0.00	0.00%
	Total Non-Budgeted Expenses	(10,000.00)	(10,000.00)	0.00	(4,999.98)	(10,000.00)	0.00	0.00%
	Net Income	(1,634.53)	(29,704.59)	1,150.44	(0.06)	0.00	(29,704.59)	0.00%

102-150

Midlands Authority for Conventions, Sports & Tourism

Board of Directors

Company	Prefix	First Name	Last Name	Position	Address	City	State	Zip Code	Cell	Phone	Fax	E-mail	Term Ending	Appointed By
Hilton Columbia Center	Mr.	Tony	Tam	Chairperson	924 Senate Street	Columbia	SC	29201	309-5878	744-7800	744-7777	tony@hospitalityamerica.com	Jun-10	Richland Co.
First Citizens Bank	Mr.	James	Bennett		1225 Lady Street	Columbia	SC	29201		931-8549	931-8648	james.bennett@firstcitizensonline.com	Jun-11	City of Cola
Theodore and Associates	Mr.	Andrew	Theodore		1700 Laurel Street	Columbia	SC	29201		799-8936		dtheodore@theodoreinsurance.com	Jun-11	City of Cola
Clarion Hotel	Mr.	Bill	Ellen	Vice Chair	1615 Gervais Street	Columbia	SC	29201		771-8711		be@clariontownhouse.com	Jun-12	City of Cola
Lamar Advertising	Mr.	John	Hardee		1221 Atlas Road	Columbia	SC	29209		647-9122		jhardee@lamar.com	Jun-12	City of Cola
Sejwad	Mr.	Rick	Patel	Secretary	1400 Main Street	Columbia	SC	29201	479-8217	988-1400	388-1400	rick@sheratoncolumbiahotel.com	Jun-12	Richland Co.
Doubletree by Hilton	Ms.	Tammy	Shoffstall	Treasurer	2100 Bush River Road	Columbia	SC	29210	706-533-8010	744-0108	744-0127	tammy.shoffstall@doubletreesc.com	Jun-13	Lexington Co.
AT&T	Ms.	Martha	Scott Smith		1600 Williams St. Suite 5500	Columbia	SC	29201	414-1200	401-2235	765-2674	martha.smith2@bellsouth.com	Jun-10	City of Cola
Livingston Insurance Company	Mr.	Bob	Livingston		100 9th Street	W. Columbia	SC	29169	609-3443	791-1120	796-8951	rella@bellsouth.net	Jun-11	Lexington Co.

Full-time Staff

Midlands Authority for Conventions, Sports & Tourism	Mr.	Ric	Luber	President /CEO	1101 Lincoln Street	Columbia	SC	29201	338-7029	545-0007	545-0054	rluber@columbiaauthority.com
Columbia Regional Sports Council	Mr.	Scott	Powers	Executive Director	1010 Lincoln Street	Columbia	SC	29201	467-2344	545-0009	545-0102	spowers@columbiasportscouncil.com
Columbia Regional Sports Council		OPEN		Sales Manager	1010 Lincoln Street	Columbia	SC	29201		545-0016	545-0102	

ExOfficio:

City of Columbia	Mr.	Steven	Gantt		P.O. Box 147	Columbia	SC	29201		545-3028		sgantt@columbiasc.net
Lexington County	Lexington	County	Administrator		212 South Lake Drive	Lexington	SC	29170		359-8389	359-8101	
Richland County	Mr.	Milton	Pope		P.O. Box 192	Columbia	SC	29201		576-2054	748-4644	miltonpope@richlandonline.com

IRMO CHAPIN
RECREATION
COMMISSION



Commissioners
John A. Sowards, Chairman
Scott A. Wilhide, Vice Chairman
Emily C. Shuman, Secretary
Thomas H. McLean
Bruce P. Loveless

Executive Director
Elizabeth Taylor

ICRC Administration
5605 Bush River Road
Columbia, SC 29212
(803) 772-1228

Crooked Creek Park
1098 Old Lexington Hwy.
Chapin, SC 29036
(803) 345-6181

Saluda Shoals Park
5605 Bush River Road
Columbia, SC 29212
(803) 772-1228

Seven Oaks Park
200 Leisure Lane
Columbia, SC 29210
(803) 772-3336

January 4, 2013

Ms. Judy Busbee
Assistant Clerk to Council
Lexington County Council
212 South Lake Dr., Ste.601
Lexington, SC 29072

Dear Ms. Busbee,

On behalf of the Irmo Chapin Recreation Commission, we would like to submit this application for the 2013-2014 Accommodations Tax Grants. This submission requests funding for the "It Doesn't Get Any Better Than This" branding campaign for Saluda shoals Park.

We are very grateful for the past support we have received and appreciate the consideration of this request. Please contact me at (803) 213-2006 or etaylor@icrc.net if you have any questions or need additional information.

Sincerely,

Elizabeth B. Taylor
Executive Director

County of Lexington
Accommodations Tax Fund
FY 2013/2014

JAN 2013
RECEIVED
LEXINGTON COUNTY
COUNCIL
LEXINGTON, S.C.

APPLICATION

1. Name of Project/Event: "It Doesn't Get Any Better Than This" - Saluda Shoals Park

2. Sponsoring Organization: Irmo Chapin Recreation Commission

   Mailing Address: 5605 Bush River Road, Columbia, SC 29212

3. Event/Project Director:

   Name Elizabeth B. Taylor Title Executive Director

   Telephone 803-772-1228 Alternate Telephone 803-213-2006

   Fax Number 803-772-6865

   Email etaylor@icrc.net

4. Event Website: http://www.icrc.net/parks/saluda-shoals.aspx

5. Event/Project Category (*Check One*):
   ☑ Tourism, Advertising/Promotion - *see #10 for advertising/promotion sources*

   ☐ Tourism Related Expenditures: _____

6. Project Timeline: Beginning date July 1, 2013 End date June 30, 2014

7. Location of Project/Event: Saluda Shoals Park

8. Number of employees: #Full-time 15 #Part-time 130

9. Do you advertise outside a 50-mile radius? ☑Yes ☐No

10. If yes to #9, please check all that apply to advertising sources outside of Lexington County:
    - ☑ Rack Cards - # distributed 2,500
    - ☑ Brochures - # distributed 8,000
    - ☐ Posters - # distributed _____
    - ☑ Magazine Ads - # ads 8 (list ads and distribution range on separate sheet)
    - ☑ Newspaper Ads - # ads 50 (list newspapers and distribution range on separate sheet)
    - ☑ Television Ads - # ads 325 (list stations and viewing range on separate sheet)
    - ☑ Radios Ads - # ads 1,100 (list stations and listener range on separate sheet)
    - ☐ Billboards - # ads _____ (list number and location of billboards on separate sheet)
    - ☑ Websites - # web pages other than primary website # 5 (list on separate sheet with target audience)
    - ☑ Other than listed above: Post Cards (5,000) (list on separate sheet with target audience)

11. How many people do you expect to attend? 571,200

12. Of this number, how many are tourists? 182,700 (Tourists: "*People taking trips outside of their home communities for any purpose, except daily commuting to and from work.*") [SC Code of Laws, Chapter 6, Section 6-4-5 (4)].

13. List the methods used to track tourists:
- ☑ Web page inquires - estimated inquires per month 15,000
- ☑ Phone call inquiries - estimated phone calls per month 1,860
- ☐ Brochure mailings - estimated brochures mailed per month
- ☑ Event ticket sales - estimated tickets sold per event 325
- ☑ Event registration - estimated registrants per event 400
- ☐ Hotel sales - estimated sales per event/per month
- ☐ License plates - estimated count per event
- ☑ Surveys - estimated number of responses per survey 200
- ☐ Other than listed:

14. County accommodations funds are generated from the hotels in the unincorporated areas of the County. Please list the hotels and number of room nights you have used or plan to use for your event/project located in the unincorporated areas of Lexington County only:
Saluda Shoals Park meeting facility rentals resulted in more than 350 hotel room rentals in 2012. Park guests and meeting planners make their own hotel arrangements based on recommendations from staff. Relationships are being developed to more efficiently track hotel reservations.

15. Please indicate you have read: **Chapter 6, Sections 6-4-5 (4) and 6-4-10, SC Code of Laws, 1976**? ☑Yes ☐No

16. Project Budget - **Request for funds must meet the requirements of Chapter 6, Section 6-4-10, SC Code of Laws, 1976, as amended.**

a. Estimated total cost of Project $ 78,000.00
b. Amount of Accommodations Funds requested for this Project: $ 40,000.00
c. This request equals what percent of the total Project/Event Budget? 50.00 %
d. List specifically what the funds will be used for and the estimated amount i.e. brochures - $1,500, etc. Television: $30,000; Radio: $6,000; Brochures: $4,000

17. Has your project or organization previously received Accommodations Tax Funds?
☑Yes ☐No

a. If yes, state year 2012-13, amount $ 10,000.00, source Lexington Co. Acc Tax, and purpose: Marketing: Holiday Lights on the River

b. For each award year, did you expend 100% of the Accommodations Tax Funds you received?
☑Yes ☐No

c. If no, please explain:

18. Type of Organization:
Please check one:

- ☐ County
- ☐ Municipal
- ☐ Non-profit Organization
- ☐ Community service club, church, etc.
- ☐ 501(c) 3
- ☑ Other: Special Purpose District

Note: For-profit organizations are not eligible for Accommodations Tax Funds

19. Project description - please attach a report with the following information needed by the Tourism Expenditure Review Committee to be sure that the event/project was in accordance to Section 6-4-10 of the S.C. Code of Laws (***Use separate sheet for Project Description if needed***):
    a. General description
    b. State the benefit that this project will serve toward promoting tourism and the Lexington County Community
    c. Total attendance to the event/project versus the number of total tourists in attendance
    d. Economic impact generated by tourism to the event/project
    e. Overall description of how the event/project attracts and promotes tourists to the area and specifically how the Accommodations Tax Funds were used to accomplish this
    f. Additional comments:

PLEASE NOTE: Applicant and/or representatives must be present during review process by the Accommodations Tax Advisory Board in order to be considered for funding.

Signature of Event/Project Director:

Elizabeth B. Taylor
Print Name

Executive Director
Title

Elizabeth B. Taylor
Signature

1/4/13
Date

County of Lexington
Accommodations Tax Fund
FY 2013/2014 APPLICATION

Organization Name: Irmo Chapin Recreation Commission
Project/Event Name: Saluda Shoals Park "It Doesn't Get Any Better Than This" advertising campaign

9. Do you advertise outside a 50-mile radius? Yes
10. If yes to #9, please check all that apply to advertising sources outside of Lexington County:

Rack Cards, Brochures & Post Card Mailing

- Brochures mailed to art galleries, art leagues, and individual artists in North Carolina, South Carolina and Georgia.
- Post cards mailed to ICRC park users, donors, and midlands residents.
- Printed brochures sent to the following SC Welcome Centers:
  - I-85 SC Welcome Center, Blacksburg, SC 29702
  - I-26 SC Welcome Center, Landrum, SC 29356
  - I-85 SC Welcome Center, Fair Play, SC 29643
  - I-20 SC Welcome Center, North Augusta, SC 29841-0728
  - I-95 SC Welcome Center, Hamer, SC 29547-7256
  - I-77 SC Welcome Center, Fort Mill, SC 29708

Magazine Ads (8 Ads)

- Palmetto Parent – distributed throughout the Midlands of South Carolina.
- The 2013 Book of Lists – statewide distribution
- Discover Greater Columbia Guide – distributed through hotels, restaurants, grocery stores, doctor's offices, and retailers in the Greater Columbia area as well as at Ft. Jackson.

Newspaper Ads (50 Ads)

- The State Newspaper
- Free Times & Bites & Sites
- Lake Murray News & Northeast News – Newberry, Blythewood, Pontiac, Spring Valley, Dentsville, Forest Acres, & Two Notch

Television Ads (325 Ads)

WIS Television coverage includes the following: Abbeville, Aiken, Allendale, Anderson, Bamberg, Barnwell, Calhoun, Chester, Chesterfield, Clarendon, Dorchester, Edgefield, Fairfield, Georgetown, Greenwood, Hampton, Kershaw, Lancaster, Lee, Lexington, Newberry, Orangeburg, Richland, Saluda, Sumter, Union, Williamsburg, and York as well as Charlotte, NC, Augusta GA, Greenville/Spartanburg, SC and Charleston, SC on cable and satellite.

Radios Ads (1,100 Ads)

- WCOS FM coverage includes the following: Aiken, Barnwell, Columbia, Florence, Greenwood, Hartsville, Lancaster, Laurens, Newberry, Orangeburg, Rock Hill, South Augusta, Spartanburg, Sumter and Union as well as Gastonia and Monroe, NC. Promotion includes a website link from WCOS FM.
  Web and Radio Target Market: Adults Ages 35–64

- WTCB FM coverage includes the following: Aiken, Barnwell, Columbia, Florence, Greenwood, Hartsville, Lancaster, Laurens, Newberry, Orangeburg, Rock Hill, South Augusta, Spartanburg, Sumter, Union and Walterboro. Promotion includes a website link from WTCB FM.
  Web and Radio Target Market: Women Ages 35–64

- WNKT FM coverage includes the following: Aiken, Barnwell, Camden, Columbia, Florence, Hartsville, Lancaster, Lake City, Newberry, Orangeburg, Sumter and Winnsboro. Promotion included a website link from WNKT FM.
  Web and Radio Target Market: Men Ages 25-54

- WLXC FM coverage includes the following: Aiken, Columbia, Great Falls, Newberry, Orangeburg, Sumter, and Whitmire. Promotion includes a website link from WLXC FM.
  Web and Radio Target Market: Adults Ages 35–64

- WOMG FM coverage includes the following: Aiken, Bamberg, Camden, Columbia, Newberry, Orangeburg, South Augusta, St. Matthews, Sumter, Williston and Winnsboro. Promotion includes a website link from WOMG FM.
  Web and Radio Target Market: Adults Ages 35–64

- WIS AM coverage includes the following: Aiken, Bamberg, Barnwell, Camden, Chester, Columbia, Florence, Hartsville, Lancaster, Newberry, Orangeburg, Sumter, Summerville, Union, Walterboro and Winnsboro. Promotion includes a website link from WIS AM.
  Web and Radio Target Market: Adults Ages 50+

Websites

- Huger Street.com – Target Audience Adults ages 25-64
- SCPRT Website – Target Audience Adults ages 25-6
- Leisure Fun – Target Audience Adults ages 25-64
- Free Times – Target Audience Adults ages 18-55
- Greater Columbia Convention & Visitors Bureau

A. General Description
"It Doesn't Get Any Better Than This" – Saluda Shoals Park

"It Doesn't Get Any Better Than This" is a branding campaign designed to promote Saluda Shoals Park's:

- exceptional outdoor recreation,
- outstanding environmental education,
- excellent meeting facilities, and
- unique cultural opportunities.

This campaign includes: television ads, print materials & advertising, radio advertising and billboards.

Saluda Shoals Park is a premier, natural, environmentally sensitive riverfront park that invites visitors to experience the treasures of the Saluda River through exceptional educational, recreational and cultural opportunities. This 400-acre natural preserve is located on the banks of the lower Saluda River.

Since its opening in 1999, more than **3 million visitors** from across the state, Southeast, United States and around the world have experienced the wonders of nature at Saluda Shoals Park. Saluda Shoals Park is the second most visited attraction in the Midlands with **510,000 visitors** last year from 27 states and seven (7) countries.

Created through a public private partnership of the Irmo Chapin Recreation Commission (ICRC), Saluda Shoals Foundation and SC Electric and Gas (SCE&G), Saluda Shoals Park's strength and the key to its sustainability is the fact that it plays multiple roles:

- a unique outdoor recreational and cultural attraction offering something for everyone,
- a significant protected natural environment,
- an affordable public access point to the Saluda River, and
- an educational opportunity for people regarding the importance of the preservation of our water resources and the natural environment.

This public private partnership has effectively leveraged the Saluda Shoals Park's regional aspect, cultivating partners who understand its potential for enhancing the community's quality of life and contributing to the economic viability of the Midlands.

Outdoor Recreation

- Interactive and passive opportunities include: fishing, canoeing, kayaking, guided river trips, guided nature hikes, horseback riding, family programming, and picnic and playground areas. (1,399 Park members in 2011-12)
- Saluda Splash, a touch-activated water playground for children. (More than 20,100 children cooled off at the water playground in 2011-12.)
- The Barking Lot, an off-leash dog park where pet owners bring their dogs to enjoy the outdoors. (260 Barking Lot members in 2011-12)
- The Real Team Challenge Ropes Course, a series of physical and mental challenges that encourage teamwork, promote better communication, develop winning strategies, and fosters total team performance. (more than 1,600 participants in 2011-12)

Environmental Education

- Enthusiastic Park Rangers guide young learners as they discover the beauty, wonder, and intricacies of the natural world. Programs are inquiry-based and developed to address the South Carolina Education Science Standards. Each program includes: a classroom lesson, visit to the exhibit hall, nature walk, and classroom activity sheets.
- More than 7,200 children and adults participated in educational programming in 2011-2012; which includes more than 2,100 students from six (6) central South Carolina counties (Fairfield, Lexington, Newberry, Orangeburg, Richland, Union).

Meeting Facilities

- River Center Meeting Facility, a state-of-the-art 5,000 sq. ft. conference facility available for business meetings, weddings and family celebrations, and various other events. (more than 40,000 people annually use this facility)
- Additional indoor and outdoor meeting space is available at the Environmental Education Center and picnic shelters throughout the Park accommodate groups from 25 to 250 guests.

Cultural Opportunities

- *Holiday Lights on the River,* the Midlands largest annual drive-through light show. Since 2002, this outdoor light and sound show has glittered with holiday magic for more than 422,800 visitors. (more than 72,800 attendees in 2012, a 4% increase over the previous year)
- *unearth, a celebration of naturally inspired art,* a family oriented multi-day event, providing guests with an opportunity to experience nature through visual, performing and literary art. (more than 3,500 attendees in 2012)
- *Rollin' on the River,* established in June 2012, this event celebrates the River with paddling and tubing for everyone followed by live music, vendor booths and watersport demonstrations. (more than 400 attendees in 2012)
- *Shakespeare in the Park,* twice each year guests experience outdoor theatrical performances by the South Carolina Shakespeare Company. (more than 750 Shakespearean enthusiasts attended in 2012)
- Various other events including outdoor movies and musical performances are held throughout the year.

B. State the benefit that this project will serve toward promoting tourism and the Lexington County Community.

"It Doesn't Get Any Better Than This" branding campaign promotes all the amenities Saluda Shoals Park has to offer to a statewide audience. Conveniently located between Irmo and downtown Columbia, with nearby access to I-26, I-20, and downtown Lexington, Saluda Shoals Park is the second most visited attraction in the Midlands with **510,000 visitors** last year. The Park's central location, combined with its close proximity to a wide variety of restaurants, shopping centers and hotels makes it an ideal destination for fun, affordable, family-oriented recreational opportunities and special events.

C. **Total Attendance to the event/project versus the number of total tourists in attendance.**

- Total Attendance 2011-2012: 510,000
- Total Tourists: 163,200 (32%) outside of Richland & Lexington Co.
- Total Out of State: 56,100 (11%)

SC Counties:
Abbeville
Aiken
Anderson
Bamberg
Beaufort
Berkley
Calhoun
Charleston
Chester
Darlington
Dorchester
Fairfield
Florence
Greenville
Kershaw
Laurens
Lexington
Marion
McCormick
Newberry
Orangeburg
Richland
Saluda
Spartanburg
Sumter
Union

United States:
Alabama
Arkansas
Arizona
California
Colorado
Connecticut
Delaware
Florida
Georgia
Idaho
Illinois
Kentucky
Maine
Maryland
Massachusetts
Michigan
Missouri
Nebraska
New Hampshire
New York
North Carolina
Ohio
Pennsylvania
Tennessee
Texas
Virginia
Washington

International Countries:
Australia
Canada
England
Germany
Russia
South America
Uruguay

D. **Economic Impact generated by tourism to the event/project.**
In 2011-2012, **510,000 people** visited Saluda Shoals Park; 32% (or 163,200 people) are considered tourists. The economic impact of these guests would be **$13,073,950.** ($80.11 per person per day)

Additionally, **346,800 residents** from Lexington and Richland Counties attended. These individuals took part in shopping and dining in the area creating an estimated economic impact of **$15,259,200.** ($44 per person per day)

(NOTE: Calculations were based on the Estimated Expenditures Per Person Per Day Formula's & Amounts from SCPRT.) See formula below:

I) Lodging Cost:

a) Average Daily Rate	1) $72.23
b) Party Size	2) 2
Total Lodging Per Person, Per Day	3) $36.11

II) Food & Beverage Cost:

Total F&B Per person per day	4) $44.00

III) Miscellaneous Spending (optional):

Total Misc. Spending Per Person Per Day	5) $ 0.00
Grand Total Per Person Per Day Spending	6) $80.11

(NOTE: Calculations were based on the Estimated Expenditures Per Person Per Day Formula's & Amounts from SCPRT.)

E. **Overall description of how the event attracts and promotes tourism and specifically how the accommodations Tax Funds were used to accomplish this.**
The 2013-14 branding campaign will utilize a broad range of advertising mediums to reach local residents as well as communities across the state. Mediums include: radio, television, billboards, local/regional newspaper, billboards, and magazine advertising.

Audiences will be reached through article and ad placements with the following:

- Radio Coverage: ad placement with Cumulus Broadcasting and Clear Channel Radio reaching Columbia, Lexington, Orangeburg, Barnwell, Chester, Camden, Sumter, Newberry, Aiken, Augusta, Rock Hill, Florence, Hartsville, Union, Greenwood, Laurens, and surrounding areas.
- Television coverage: WIS TV covering 29 counties throughout the state as well as Charlotte, NC and Augusta, GA through cable.
- Print Coverage: The Free Times; Palmetto Parent Magazine; Visit Columbia Magazine; and Irmo, Lake Murray, Cayce-West Columbia, and Northeast News.
- Internet Coverage: Huger Street.com, Columbia CVB, Clear Channel Radio, Cumulus Media Broadcasting (five radio stations), SCPRT events calendar, Free Times, Leisure Fun and WIS Online.
- Billboards along major interstate corridors.
- Press releases and media drops prompts coverage on all local TV outlets and in numerous weekly papers across the state.
- Saluda Shoals Park brochures distributed to Visitors Centers, Schools, Art Galleries & Leagues in SC, NC and GA.

F. **Additional Comments**

Saluda Shoals Park was established in 1997 through a public-private partnership between the Irmo Chapin Recreation Commission, SCE&G and the Saluda Shoals Foundation with a commitment to be operationally self-sustaining.

As stated above, Saluda Shoals Park has an economic impact of **$13 million** on the local economy. Additionally, the Park provides more than **130 part time jobs**.

Below are a few comments received on surveys and from Trip Advisory.com:

2012 Holiday Lights

- It gets better every year! Ours (SSP) is better than James Island County Park!!! Thank you for your hard work, it shows! Love the overhead lights and the new snow globe on the train.
- Ahhhhh'mazing!! Great job! I am originally from Texas and have seen the lights in Dallas, Little Rock, etc...and these are as good as the "big" towns!!!
- We really enjoyed ourselves and will return next year. Thanks to all of you and your sponsors for having this beautiful event!

Trip Advisor

- GREAT for taking the dogs out on a long walk. I haven't tried out the dog park yet, but having a place where I can let my rambunctious Labrador run off leash with other dogs is quite alluring. I love all of the trails and the water access! (from Columbia SC)

- We rented bikes and went on the trail along the river. Good experience. The scenery was beautiful at this time of year. (from Jefferson Hills, Pa.)

- I wanted a place to stop with my kids on a long car drive and this was perfect! My kids are 1 and 4 and had a ball! The splash pad is great for all ages, plenty of picnic spots and shade. There is a nice, covered playground right next to the splash pad. I wish we had more time because there were tons of trails for running and biking, not to mention other attractions! (from Richmond Hill, Georgia)

- We stumbled upon Saluda Shoals Park by accident. This is a very nice park with a great off leash dog park, numerous walking trails, canoe/tube launch area. They offer canoe/kayak/tube rentals and is a great way to spend a day! Lot's of shelters to rent and areas to BBQ.....A nice surprise... (from Florida)

Facility Rental Survey

- We had a large full-day training event consisting of approximately 100 or so attendees. The staff was great in helping us plan for the event and being available to assist in different matters during the event. Attendees have commented on how great the location is and how much they appreciate the availability of so much convenient parking.

- Very good experience. The facility is wonderful and very much met our needs for a business meeting. Besides the facility, the staff was EXCEPTIONAL!!!!. The staff is very accommodating. The staff is professional and a very pleasant experience. When I have a need for another business meeting in the area, I will choose the Park over any hotel.

- We held our family reunion picnic and the guests were commenting how nice the area was. We had a great time.

County of Lexington
Accommodations Tax Fund
FY 2013/14

FUNDING SOURCES

Organization: Irmo Chapin Recreation Commission - Saluda Shoals Park

List of Funding Sources	Actual 2011/12	Current 2012/13	Estimated 2013/14
Accommodations Tax	$10,000.00	$10,000.00	$40,000.00
Saluda Shoals Foundation	$0.00	$15,000.00	$15,000.00
Saluda Shoals Park Fees & Revenue	$50,250.00	$53,000.00	$23,000.00
	$60,250.00	$78,000.00	$78,000.00

County of Lexington
Accommodations Tax Fund
FY 2013/2014

EXPENDITURES

Organization: Irmo Chapin Recreation Commission - Saluda Shoals Park

List of Expenditures	Actual 2011/12	Current 2012/13	Estimated 2013/14
TV Branding Campaign	$6,000.00	$30,000.00	$30,000.00
Print Advertising	$14,800.00	$18,800.00	$18,800.00
Radio	$13,550.00	$15,000.00	$15,000.00
Billboards	$8,400.00	$6,600.00	$6,600.00
Brochures	$3,000.00	$4,000.00	$4,000.00
Email Marketing	$1,300.00	$1,300.00	$1,300.00
Direct Mail	$2,000.00	$2,300.00	$2,300.00
TV Advertising	$11,200.00	$0.00	$0.00
	$60,250.00	$78,000.00	$78,000.00

Reset Form | Save A Copy | Print Form

County of Lexington
Accommodations Tax Fund
FY 2012/13 FINAL REPORT

I. PROJECT INFORMATION:

Organization Name: Irmo Chapin Recreation Commission

Project/Event Name: Holiday Lights on the River

Contact Name: Elizabeth B. Taylor Phone: 803-772-1228

II. PROJECT COMPLETION:

Were you able to complete the project/event as stated in your original application? Yes

If no, state any problems you encountered:

III. PROJECT SUCCESS:

Please share any additional comments regarding the project (e.g., lessons learned, successes, problems encountered, etc.):
4% increase in attendance; increase in Sleigh Bell Trot & Stroll walkers & runners; an expanded gift shop; addition of lighted walking trail through woods to Wetland Wonderland.

IV. PROJECT ATTENDANCE:

Record numbers in table below as requested by the Tourism Expenditure Review Committee. Numbers are to reflect attendance and funds received for projects for current and previous years.

	2012/13 Current Year	2011/12 Previous Year
Total Budget of Event/Project	$117,000.00	$137,688.00
Amount Funded by the Lexington County Accommodations Tax Fund	$10,000.00	$10,000.00
Amount Funded by the Lexington County Accommodations Tax Funds from all Sources	$0.00	$0.00
Total Attendance	72,800	69,800
Total Tourists*	13,830	13,970

**Tourists are generally defined as those who travel 50 miles or more to attend.*

V. METHODS:

Please describe the methods used to capture the attendance data listed above (license plates, surveys, etc.):
A visitors survey was conducted to collect comprehensive demographic information on attendees.

VI. PROJECT BUDGET:

Attach a report indicating what project expenses were paid for using the Lexington County Accommodations Tax Funds for the fiscal year.

VII. ORGANIZATION SIGNATURE:

Provide signature of official with the organization verifying accuracy of above statements.

Elizabeth B. Taylor
Print Name

Executive Director
Title

Elizabeth B. Taylor
Signature

1/4/13
Date

Accomodations Tax Fund FY 2012-13 Final Report - HL Project Budget

Radio	
Cumulus Media	7,800.00
WCOS	1,710.00
WNOK	700.00
Television	
WIS	8,940.00
Magazine	
Palmetto Parent	1,396.00
Newspaper	
2020 Pub	864.00
State Newspaper	1,706.70
Free Times	1,205.00
Print	
Holiday Lights Program	3,695.25
Sleigh Bell Trot Brochure	360.00
HL Passes	177.17
Chairman's Invite	635.58
Holiday Lights Brochure	423.25
Holiday Lights Tickets	584.06
Direct Mail	
Sleigh Bell Trot Postage	400.00
Sleigh Bell Trot Handling	150.00
Total	**30,747.01**

IRMO CHAPIN RECREATION COMMISSION
ADMINISTRATION

Commission Brief
November 2012 Preliminary Financial Report

GENERAL FUND

	YTD 11/12	Budget	% of Budget	YTD 11/11
Revenue	$515,121	$6,095,002	8.45%	$517,226
Expenditures	1,961,517	6,095,002	32.18%	1,906,414

Please be aware that property tax collections for November are not included in YTD figures as of November 30, 2012. They will be reflected in the December 2012 report.

SPECIAL REVENUE FUND

	YTD 11/12	Budget	% of Budget	YTD 11/11
Revenue	$1,339,728	$2,816,593	47.57%	1,234,849
Expenditures	1,026,224	2,816,593	36.43%	956,944

As of November 30, 2012 the cash balance of operating and special funds totaled $307,835. Total invested in certificates of deposit or money market accounts was $1,113,521.

Grant/Project	Amount Budgeted	Agency Match	Amount Received
PARD	30,000	6,000	0
Accommodations Tax	12,000	0	3,000
Lt. Governor Office on Aging	1,000,000	350,000	0
Older Americans Act	121,000	0	39,783
Palmetto Pride	8,000	0	0
	$1,171,000	356,000	$42,783

Submitted by:

Jim Wellman
Finance Director
December 15, 2012

Greater Irmo Chamber of Commerce

"Building Partnerships and Connecting Businesses"



January 2, 2013

Lexington County Council

212 South Lake Drive, Suite 601

Lexington, South Carolina 29072

Re: Accommodations Request from Greater Irmo Chamber of Commerce

Dear Lexington County Council:

Thank you for the opportunity once again to request Accommodations Tax funding for the year 2013-2014. The Greater Irmo Chamber of Commerce is pleased to operate the Greater Irmo Welcome and Visitor's Center to promote the greater Irmo area and Lexington County. This upcoming year we are excited about adding more features to our visitor's center and our website as well.

Enclosed you will find our completed application with all the necessary documentation as requested. I look forward to meeting with you in the next few months. I want to personally thank you for your continued support for our requests. I hope each and every one of have a prosperous New Year.

Sincerely,

Greater Irmo Chamber of Commerce

Tiffany N. Boyce

President & CEO

1248 Lake Murray Boulevard • Irmo, South Carolina 29063 • Telephone: (803) 749-9355 • Fax: (803) 732-7986

CEO@GreaterIrmoChamber.com • www.GreaterIrmoChamber.com

County of Lexington
Accommodations Tax Fund
FY 2013/2014

APPLICATION

1. Name of Project/Event: Greater Irmo Visitor's Center

2. Sponsoring Organization: Greater Irmo Chamber of Commerce and Welcome Center

   Mailing Address: 1248 Lake Murray Boulevard, Irmo, S C 29063

3. Event/Project Director:

   Name Tiffany N. Boyce Title President & CEO

   Telephone (803) 749-9355 Alternate Telephone (803) 600-5227

   Fax Number (803) 732-7986

   Email ceo@greaterirmochamber.com

4. Event Website: www.greaterirmochamber.com

5. Event/Project Category (*Check One*):
   - ☐ Tourism, Advertising/Promotion - *see #10 for advertising/promotion sources*
   - ☑ Tourism Related Expenditures: Greater Irmo Visitor's Center

6. Project Timeline: Beginning date July 1, 2013 End date June 30, 2014

7. Location of Project/Event: 1248 Lake Murray Boulevard, Irmo, S C 29063

8. Number of employees: #Full-time 2 #Part-time 2

9. Do you advertise outside a 50-mile radius? ☑Yes ☐No

10. If yes to #9, please check all that apply to advertising sources outside of Lexington County:
    - ☐ Rack Cards - # distributed _____
    - ☐ Brochures - # distributed _____
    - ☐ Posters - # distributed _____
    - ☐ Magazine Ads - # ads _____ (list ads and distribution range on separate sheet)
    - ☐ Newspaper Ads - # ads _____ (list newspapers and distribution range on separate sheet)
    - ☐ Television Ads - # ads _____ (list stations and viewing range on separate sheet)
    - ☑ Radios Ads - # ads _____ (list stations and listener range on separate sheet)
    - ☐ Billboards - # ads _____ (list number and location of billboards on separate sheet)
    - ☑ Websites - # web pages other than primary website # 12 (list on separate sheet with target audience)
    - ☑ Other than listed above: New welcome/visitor's guide and Greater Irmo Map (list on separate sheet with target audience)

10. Radio Ads:

We ran four (4) weeks of radio ads on WVOC-FM 100.1 which is part of the Clear Channel Group. We used these ads to promote our area as well as invite the public to our Annual Auction in November. The following attachment shows the coverage map of the radio listening range. WVOC-FM has 50,900 (Persons 12 years of age and older) according to Arbitron (average audience size from survey periods Summer 2012, Spring 2012, Winter 2011 and Fall 2011).

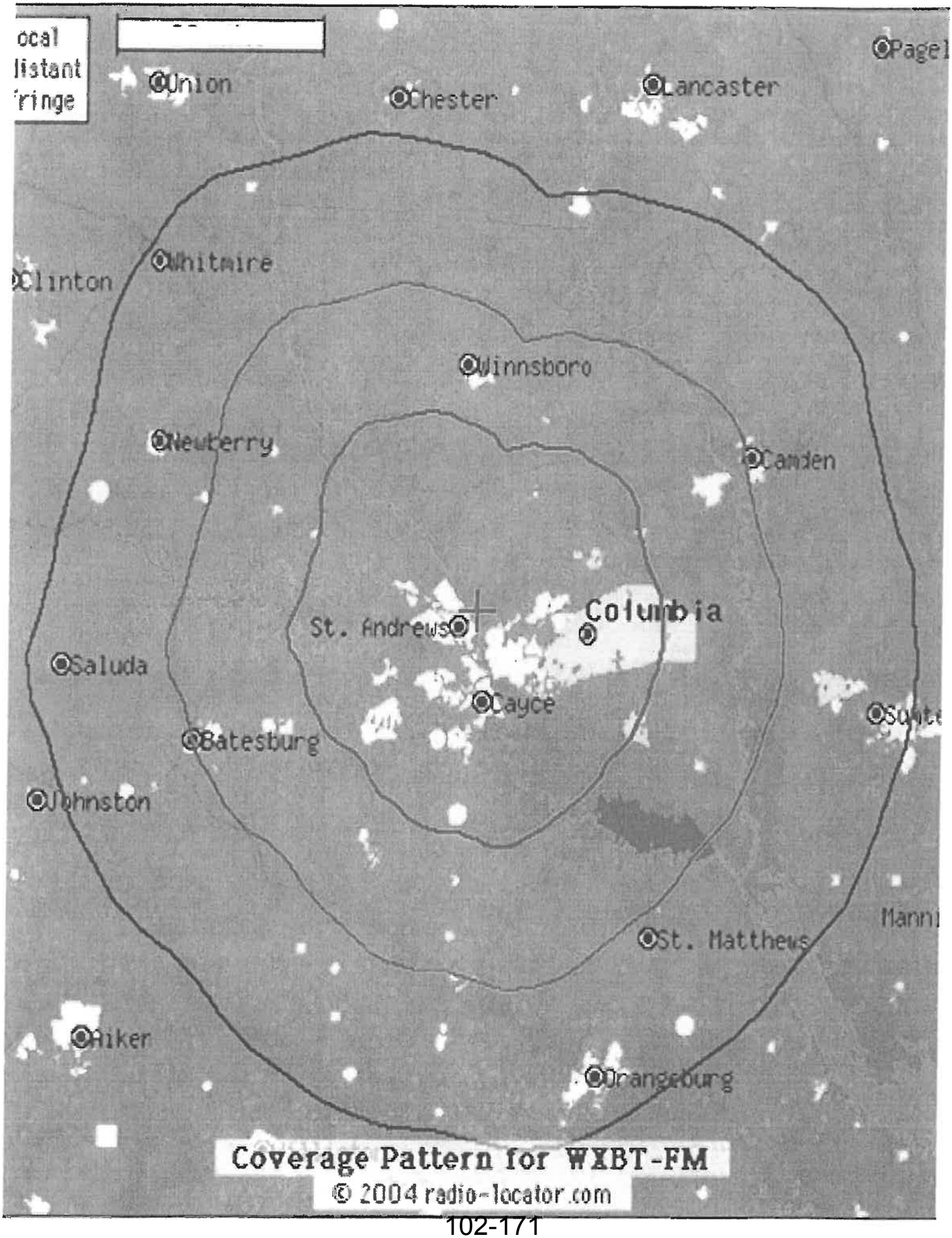
ocal
listant
ringe
Union
Chester
Lancaster
Pagel
Whitmire
Clinton
Winnsboro
Newberry
Camden
St. Andrews
Columbia
Saluda
Cayce
Batesburg
Johnston
St. Matthews
Manni
Aiken
Orangeburg
Coverage Pattern for WXBT-FM
© 2004 radio-locator.com

10. Web pages on www.greaterirmochamber.com which target people outside of Lexington County

Page Name	Target Audience	URL
Contact Us	Visitors, Residents, Members	http://greaterirmochamber.com/contact
Events	Visitors, Residents, Members	http://greaterirmochamber.com/event
Festivals and Events	Visitors, Residents, Members	http://greaterirmochamber.com/content/visitor_information#Festivals_Events
Hotels	Visitors, Residents, Members	http://greaterirmochamber.com/content/visitor_information#Hotels
Members	Visitors, Residents, Members	http://greaterirmochamber.com/members
Recreation	Visitors, Residents, Members	http://greaterirmochamber.com/content/visitor_information#Recreation
Relocation Information	Visitors, Future Residents	http://greaterirmochamber.com/content/relocation_information
Restaurants	Visitors, Residents, Members	http://greaterirmochamber.com/content/visitor_information#Restaurants
Visitor Information	Visitors	http://www.greaterirmochamber.com/visitor_information

Web sites referring to www.greaterirmochamber.com which target people outside of Lexington County

Site Name	Target Audience	URL
Coldwell Banker	Future Residents	http://www.cbcarolinascolumbia.com/agent/links.asp?CEQ_AgentCode=nnelson
Irmo Okra Strut	Visitors and Residents	http://www.irmookrastrut.com/contact.html
Joan Lucius on Twitter	Personal Followers	https://twitter.com/#!/JoanLucius/status/91860105452208128
Joseph Strenk on Linkedin	Regional Business Owners	http://www.linkedin.com/in/josephstrenk
Lake Murray Times	Visitors and Residents	http://www.lakemurraytimes.com/lm-businesses/local-organizations
Lexington County Chronicle	Visitors and Residents	http://lexingtonchronicle.com/clients/lexingtonchronicle/10062011PageA5.pdf
Lexington County, SC	Visitors and Residents	http://www.lex-co.com/Departments/InformationServices/recreation.html
Midstate Chambers Coalition	Regional Business Owners	http://www.midstatechamberscoalition.org/sc-chamber-partners.htm
Miss Greater Irmo Scholarship Pageant on Facebock	Regional Business Owners and Residents	http://www.facebook.com/pages/Miss-Greater-Irmo-Scholarship-Pageant/247131671978907
The State	Visitors and Residents	http://www.thestate.com/2011/11/11/2042302/giving-help-getting-help-nov-11.html
Welcome to Lake Murray	Visitors	http://www.lakemurray.com/en-US/SYN/7270/Templates/EventTemplate.aspx

11. How many people do you expect to attend? N/A

12. Of this number, how many are tourists? N/A (Tourists: "*People taking trips outside of their home communities for any purpose, except daily commuting to and from work.*") [SC Code of Laws, Chapter 6, Section 6-4-5 (4)].

13. List the methods used to track tourists:
- ☑ Web page inquires - estimated inquires per month 3,200
- ☑ Phone call inquiries - estimated phone calls per month 120
- ☑ Brochure mailings - estimated brochures mailed per month 25
- ☐ Event ticket sales - estimated tickets sold per event
- ☐ Event registration - estimated registrants per event
- ☐ Hotel sales - estimated sales per event/per month
- ☐ License plates - estimated count per event
- ☐ Surveys - estimated number of responses per survey
- ☑ Other than listed:

35 Relocation/Visitor packages per month

14. County accommodations funds are generated from the hotels in the unincorporated areas of the County. Please list the hotels and number of room nights you have used or plan to use for your event/project located in the unincorporated areas of Lexington County only:

Residence Inn by Marriott on Lake Murray Boulevard (part of it is in Lexington County)

Doubletree by Hilton

15. Please indicate you have read: **Chapter 6, Sections 6-4-5 (4) and 6-4-10, SC Code of Laws, 1976**? ☑Yes ☐No

16. Project Budget - **Request for funds must meet the requirements of Chapter 6, Section 6-4-10, SC Code of Laws, 1976, as amended.**

a. Estimated total cost of Project $ 24,500.00
b. Amount of Accommodations Funds requested for this Project: $ 10,000.00
c. This request equals what percent of the total Project/Event Budget? (40.81) %
d. List specifically what the funds will be used for and the estimated amount i.e. brochures - $1,500, etc. $2,800.00 for website design/upgrades, $1500.00 for new computer in v

17. Has your project or organization previously received Accommodations Tax Funds?
☑Yes ☐No

a. If yes, state year 2012, amount $ 7,500.00, source Lexington County, and purpose: Visitor's Center and Welcome Guide

b. For each award year, did you expend 100% of the Accommodations Tax Funds you received?
☑Yes ☐No

c. If no, please explain:

18. Type of Organization:
Please check one:

- ☐ County
- ☐ Municipal
- ☐ Non-profit Organization
- ☐ Community service club, church, etc.
- ☐ 501(c) 3
- ☑ Other: 501 (c) 6

Note: For-profit organizations are not eligible for Accommodations Tax Funds

19. Project description - please attach a report with the following information needed by the Tourism Expenditure Review Committee to be sure that the event/project was in accordance to Section 6-4-10 of the S.C. Code of Laws (***Use separate sheet for Project Description if needed***):
    a. General description
    b. State the benefit that this project will serve toward promoting tourism and the Lexington County Community
    c. Total attendance to the event/project versus the number of total tourists in attendance
    d. Economic impact generated by tourism to the event/project
    e. Overall description of how the event/project attracts and promotes tourists to the area and specifically how the Accommodations Tax Funds were used to accomplish this
    f. Additional comments:

See additional sheet attached.

PLEASE NOTE: Applicant and/or representatives must be present during review process by the Accommodations Tax Advisory Board in order to be considered for funding.

Signature of Event/Project Director:

Tiffany N. Boyce
Print Name

President & CEO
Title

Signature

1-2-13
Date

Greater Irmo Visitor's Center Operations and Website enhancements

19 (a) Description of Project:

The Greater Irmo Chamber and Welcome Center is located conveniently off I-26 approximately half mile off the interstate and is on the main entrance to Lake Murray. Our project is to enhance our visitor's/welcome center for tourists/visitors to include new racks in our welcome center area, a new computer in the lobby area for visitors/tourists to use, a full-time welcome center coordinator and upgrade to our website to include a hotel/motel and restaurant guide available online and with the ability to make reservations.

19 (b) Benefit to Tourism and Community:

The Greater Irmo Chamber and Welcome Center assist in promoting tourism to our area by having a welcome center, a welcome center coordinator, website that gets daily requests for information about our area and having a voice on the other end of the phone. We are available by phone and by email 24 hours a day to assist potential tourists/visitors to our area.

19 (c) Number of Visitors:

We receive approximately 120 calls a month people coming to visit this area and also to relocate here and wanting to know where to stay during their visit. We have over 3,000 requests through our website each month and another 35 relocation packages are mailed out each month.

19 (d) Economic impact

The Greater Irmo Chamber is one of the first places visitors/tourists call when coming to visit the Irmo area and Lake Murray. We are able to direct them to our hotels, restaurants and other activities here in our area and throughout Lexington County to keep those tourist dollars here in our County.

19 (e) Use of Funds from the Accommodations Tax Funds:

The $10,000 requested by the Greater Irmo Chamber and Welcome Center will be used to upgrade our website to include an online hotel/motel and restaurant guide feature, add more racks for tourist/visitor information in our lobby, addition of a computer to be placed in the lobby for tourists/visitors to use when they come to our welcome center and to help offset staffing cost of the welcome center.

County of Lexington
Accommodations Tax Fund
FY 2013/14

FUNDING SOURCES

Organization: Greater Irmo Chamber of Commerce

List of Funding Sources	Actual 2011/12	Current 2012/13	Estimated 2013/14
Grants/Funding - Lexington County	$7,500.00	$5,375.00	$7,500.00
Membership Dues	$95,587.00	$66,758.00	$97,500.00
Projects Income	$91,527.00	$77,287.00	$93,000.00
Non Dues Revenue	$14,078.00	$9,239.00	$14,500.00
Other Income	$821.00	$1,592.00	$1,000.00
Funding/Town of Irmo	$0.00	$10,000.00	$10,000.00
	$209,513.00	$170,251.00	$223,500.00

County of Lexington
Accommodations Tax Fund
FY 2013/2014

EXPENDITURES

Organization: Greater Irmo Chamber of Commerce

List of Expenditures	Actual 2011/12	Current 2012/13	Estimated 2013/14
Monthly Luncheon	$5,585.00	$3,595.00	$5,600.00
Advertising	$2,601.00	$300.00	$3,000.00
Bank Charges & C/C Discounts	$1,690.00	$1,539.00	$1,700.00
Payroll Taxes	$7,114.00	$12,050.00	$10,000.00
Salaries	$74,953.00	$98,362.00	$90,000.00
Copier	$6,625.00	$6,670.00	$7,500.00
Donations & Contributions	$318.00	$98.00	$300.00
Chamber Dues	$1,035.00	$1,585.00	$1,500.00
Education	$2,000.00	$2,000.00	$2,000.00
Insurance	$2,191.00	$931.00	$2,000.00
Janitorial Services	$2,295.00	$1,830.00	$2,000.00
Maintenance Repairs	$625.00	$1,209.00	$2,000.00
Meetings	$2,272.00	$1,196.00	$2,400.00
Office Expense	$2,658.00	$2,792.00	$3,000.00
Projects Expense	$26,267.00	$14,631.00	$20,000.00
Postage/Shipping	$1,355.00	$963.00	$1,500.00
Professional Fees	$9,200.00	$5,400.00	$9,000.00
Rent	$20,990.00	$16,761.00	$21,000.00
Utilities	$7,743.00	$6,180.00	$8,000.00
Information Technology	$6,654.00	$2,204.00	$8,000.00
Awards	$416.00	$849.00	$500.00
Public Relations	$160.00	$43.00	$250.00
	$184,747.00	$181,188.00	$201,250.00

Reset Form | Save A Copy | Print Form

County of Lexington
Accommodations Tax Fund
FY 2012/13 FINAL REPORT

I. PROJECT INFORMATION:

Organization Name: Greater Irmo Chamber of Commerce and Welcome Center

Project/Event Name: Welcome and Visitor's Center

Contact Name: Tiffany N. Boyce Phone: (803) 749-9355

II. PROJECT COMPLETION:

Were you able to complete the project/event as stated in your original application? Yes

If no, state any problems you encountered:

III. PROJECT SUCCESS:

Please share any additional comments regarding the project (e.g., lessons learned, successes, problems encountered, etc.):
In order to complete the new welcome guide we were able to receive some funds from the Town of Irmo to offset printing costs.

IV. PROJECT ATTENDANCE:

Record numbers in table below as requested by the Tourism Expenditure Review Committee. Numbers are to reflect attendance and funds received for projects for current and previous years.

	2012/13 Current Year	2011/12 Previous Year
Total Budget of Event/Project	$19,746.40	$73,176.00
Amount Funded by the Lexington County Accommodations Tax Fund	$7,500.00	$7,000.00
Amount Funded by the Lexington County Accommodations Tax Funds from all Sources	$7,500.00	$7,000.00
Total Attendance	N/A	N/A
Total Tourists*	N/A	N/A

**Tourists are generally defined as those who travel 50 miles or more to attend.*

V. METHODS:

Please describe the methods used to capture the attendance data listed above (license plates, surveys, etc.):
Not applicable

VI. PROJECT BUDGET:

Attach a report indicating what project expenses were paid for using the Lexington County Accommodations Tax Funds for the fiscal year.

VII. ORGANIZATION SIGNATURE:

Provide signature of official with the organization verifying accuracy of above statements.

Tiffany N. Boyce
Print Name

President & CEO
Title

Signature

1-2-13
Date

Project Budget Report

Lexington County Accomodations Tax

FY 2012/2013

$7,500.00 Received

Greater Irmo Chamber Welcome & Visitors Guide

Expenditures:

Personnel:	$3,200.00
Design Costs:	$3,500.00
Printing:	$13,046.40

Less Accomodations Tax Received:

Lexington County:	$7,500.00
Town of Irmo:	$10,000.00

Balance of Operation Expenses: $2,246.40

Greater Irmo Chamber of Commerce
Balance Sheet
As of November 30, 2012

10:35 AM
12/11/2012
Accrual Basis

	Nov 30, 12	Oct 31, 12	$ Change
ASSETS			
Current Assets			
Checking/Savings			
1007 · First Citzen's Bank & Trust	44,417.08	32,940.66	11,476.42
Total Checking/Savings	44,417.08	32,940.66	11,476.42
Accounts Receivable			
1110 · Accounts Receivable	17,916.34	17,094.67	821.67
Total Accounts Receivable	17,916.34	17,094.67	821.67
Other Current Assets			
1116 · Undeposited Funds	685.00	1,000.00	(315.00)
1129 · A/R - Miss Greater Irmo Pageant	(100.00)	0.00	(100.00)
1135 · Prepaid Expense	3,898.20	1,702.72	2,195.48
Total Other Current Assets	4,483.20	2,702.72	1,780.48
Total Current Assets	66,816.62	52,738.05	14,078.57
Fixed Assets			
1125 · Office Furniture & Equipment			
1126-1 · Accumulated Depreciation	(71.00)	(71.00)	0.00
1125 · Office Furniture & Equipment - Other	8,209.53	8,209.53	0.00
Total 1125 · Office Furniture & Equipment	8,138.53	8,138.53	0.00
Total Fixed Assets	8,138.53	8,138.53	0.00
TOTAL ASSETS	74,955.15	60,876.58	14,078.57

	Nov 30, 12	Oct 31, 12	$ Change
LIABILITIES & EQUITY			
Liabilities			
Current Liabilities			
Accounts Payable			
2000 · Accounts Payable	2,190.85	491.08	1,699.77
Total Accounts Payable	2,190.85	491.08	1,699.77
Credit Cards			
1008A · First Citizens			
1008 · First Citizens Visa	666.38	308.45	357.93
1112 · First Citizens Visa - Killen	178.66	118.80	59.86
Total 1008A · First Citizens	845.04	427.25	417.79
Total Credit Cards	845.04	427.25	417.79
Other Current Liabilities			
Deferred Revenue	1,805.00	1,805.00	0.00
2011 · Accrued Payroll Taxes	2,702.39	2,481.21	221.18
Total Other Current Liabilities	4,507.39	4,286.21	221.18
Total Current Liabilities	7,543.28	5,204.54	2,338.74
Total Liabilities	7,543.28	5,204.54	2,338.74
Equity			
2022 · Retained Earnings	41,802.83	41,802.83	0.00
Net Income	25,609.04	13,869.21	11,739.83
Total Equity	67,411.87	55,672.04	11,739.83
TOTAL LIABILITIES & EQUITY	74,955.15	60,876.58	14,078.57

Greater Irmo Chamber of Commerce
Statement of Revenues and Expenses
July through November 2012

		Jul - Nov 12
Ordinary Income/Expense		
Income		
3001 · Non-Dues Revenue		
3001-A · Admin.Fee-Blue Cross		1,353.51
3015 · Monthly Luncheon Income		2,874.00
Total 3001 · Non-Dues Revenue		4,227.51
3005 · Grants/Funding		
3005-2 · County of Lexington		3,625.00
3005-3 · Town of Irmo		10,000.00
3005-4 · Other		170.11
Total 3005 · Grants/Funding		13,795.11
3025 · Membership Dues		
3025-3 · Non Renewals		-8,175.00
3025 · Membership Dues - Other		48,027.50
Total 3025 · Membership Dues		39,852.50
3031 · Projects Income		
3031-1 · Auction		
Auction Admission	175.00	
Auction Sponsor	9,825.00	
3031-1 · Auction - Other	25,294.03	
Total 3031-1 · Auction		35,294.03
3031-27 · LUAU		730.00
3031-28 · Purple Martin Cruise		662.18
3031-3 · Advertising Income		
Reader Board	75.00	
3031-3 · Advertising Income - Other	10,065.00	
Total 3031-3 · Advertising Income		10,140.00
3031-40 · Speed Networking Event		190.00
3031-43 · Enhanced Web		200.00
3031-46 · Irmo Chapin Joint Business Expo		2,453.00
3031-5 · Golf Tournament		0.00
3031-7 · Oyster Roast		80.00
Total 3031 · Projects Income		49,749.21
Total Income		107,624.33
Gross Profit		107,624.33
Expense		
4007 · Bank Charges Discount Fees CC		862.40
4015-01 · Compensation		
4015-2A · President & CEO		21,153.88
4015-2C · Events Planner		10,249.27
4015-2F · Employee Hourly Compensation		8,507.63
4015-2g · Benefits		1,731.70
4015-3B · Sales - Commission		1,887.00
4015-4B · Payroll Tax Expenses		3,527.23
Total 4015-01 · Compensation		47,056.71

Greater Irmo Chamber of Commerce
Statement of Revenues and Expenses
July through November 2012

	Jul - Nov 12	
4030 · Copier Expense		4,460.37
4035 · Donations & Contributions		98.00
4040 · Chamber Dues		1,075.60
4043 · Educational Expense		2,000.00
4050 · Insurance		604.34
4055 · Janitorial Service		1,085.00
4060 · Maintenance/Repairs-Bldg		90.00
4070 · Meetings Expense		
4070-1 · Board/Staff Meetings	9.14	
4070 · Meetings Expense - Other	478.53	
Total 4070 · Meetings Expense		487.67
4071 · Monthly Luncheon		
4071-1 · Meals	400.00	
4071 · Monthly Luncheon - Other	1,055.00	
Total 4071 · Monthly Luncheon		1,455.00
4077 · Professional Development		382.33
4081 · Office Equipment		359.00
4085 · Office Expense		945.24
4090 · Postage/Shipping		370.26
4096 · Accounting Fees		3,000.00
4097 · Info Technology		1,222.28
4100 · Projects Expense		
4100-25 · Okra Strut	318.44	
4100-40 · LUAA	589.47	
4100-46 · Business After Hours		
-E · Smart Marketing Business Expo	100.00	
Total 4100-46 · Business After Hours	100.00	
4100-5 · Auction	6,672.65	
4100-60 · Purple Martin Cruise	700.00	
Total 4100 · Projects Expense		8,380.56
4162 · Awards		258.94
4160 · Rent - Office		8,380.45
4175 · Utilities and Telephone		3,585.80
Total Expense		86,169.95
Net Ordinary Income		21,454.38
Other Income/Expense		
Other Income		
6000 · Copier Lease		4,869.12
Total Other Income		4,869.12
Net Other Income		4,869.12
Net Income		26,323.50

The State of South Carolina

Office of Secretary of State Mark Hammond

Certificate of Existence, Non-Profit Corporation

I, Mark Hammond, Secretary of State of South Carolina Hereby certify that:

GREATER IRMO CHAMBER OF COMMERCE, INCORPORATED, A Non-Profit Corporation duly organized under the laws of the State of South Carolina on September 2nd, 1988, has as of the date hereof filed as a non-profit corporation for religious, educational, social, fraternal, charitable or other eleemosynary purpose, and has paid all fees, taxes and penalties owed to the Secretary of State, that the Secretary of State has not mailed notice to the company that it is subject to being dissolved by administrative action pursuant to section 33-31-1404 of the South Carolina code and that the non-profit corporation has not filed articles of dissolution as of the date hereof.

Given under my Hand and the Great Seal of the State of South Carolina this 18th day of February, 2004.

Mark Hammond

Mark Hammond, Secretary of State

Chip Huggins
District No. 85 - Lexington County
308 Wayworth Court
Columbia, SC 29212

Committee:
Ways and Means
Subcommittees:
Economic Development
and Natural Resources
Property Tax

House of Representatives
State of South Carolina

323-B Blatt Building
Columbia, SC 29201
Work Tel. (803) 732-2000
Statehouse Tel. (803) 734-2971
Fax (803) 734-0103

December 20, 2012

Lexington County Council
212 South Lake Drive, Suite 601
Lexington, SC 29072

Dear Council Members:

I am writing on behalf of The Greater Irmo Chamber of Commerce that has recently applied for County of Lexington Accommodations Tax Fund for fiscal year 2013-2014. Those funds will be used for the Welcome and Visitor's Center designed to advance the status of the community and Lexington County for tourism. The Greater Irmo Chamber of Commerce has my support in their effort to market the Greater Irmo community as a tourist destination.

The Greater Irmo Chamber of Commerce has a positive program in place that would greatly enhance its ability to attract tourism to the community, and this would benefit Lexington County as a whole. The use of County of Lexington Accommodations Tax Fund for this program would be a responsible investment in the community, and I support the use of these funds for the Greater Irmo Chamber of Commerce and Visitor's Center. I would greatly appreciate it if you would give this application your careful and thoughtful consideration.

If I can ever be of assistance, please call me.

Sincerely,

Chip Huggins

CH/vhr/2012dec20-9

Business e-mail: chip@duraclean.net
Statehouse e-mail: chiphuggins@schouse.gov
24-Hour Hotline (803) 331-8468

Not Printed at Tax Payer's Expense

County of Lexington
Accommodations Tax Fund
FY 2013/2014



APPLICATION

1. Name of Project/Event: Promotion of Village Square Theatre's 2013-2014 Season

2. Sponsoring Organization: Lexington County Arts Association (LCAA)

   Mailing Address: P. O. Box 412 Lexington, SC 29071

3. Event/Project Director:

   Name Tony Roof Title President LCAA

   Telephone 803-606-1596 Alternate Telephone

   Fax Number 803-3591436

   Email villagesquaretheatre@windstream.net OR tonyroof@windstream.net

4. Event Website: www.villagesquaretheatre.com

5. Event/Project Category (*Check One*):
   - ☐ Tourism, Advertising/Promotion - *see #10 for advertising/promotion sources*
   - ☑ Tourism Related Expenditures: Publicizing LCAA events to tourists

6. Project Timeline: Beginning date August 2013 End date July 2014

7. Location of Project/Event: Village Square Theatre

8. Number of employees: #Full-time 0 #Part-time 1

9. Do you advertise outside a 50-mile radius? ☑ Yes ☐ No

10. If yes to #9, please check all that apply to advertising sources outside of Lexington County:
    - ☐ Rack Cards - # distributed
    - ☑ Brochures - # distributed 2,000
    - ☑ Posters - # distributed 500
    - ☑ Magazine Ads - # ads 4 (list ads and distribution range on separate sheet)
    - ☑ Newspaper Ads - # ads 2 (list newspapers and distribution range on separate sheet)
    - ☑ Television Ads - # ads 4 (list stations and viewing range on separate sheet)
    - ☑ Radios Ads - # ads 5 (list stations and listener range on separate sheet)
    - ☐ Billboards - # ads (list number and location of billboards on separate sheet)
    - ☐ Websites - # web pages other than primary website # (list on separate sheet with target audience)
    - ☑ Other than listed above: Email marketing - approximately 12,000 per year (list on separate sheet with target audience)

11. How many people do you expect to attend? 15,000

12. Of this number, how many are tourists? 5,500 (Tourists: "*People taking trips outside of their home communities for any purpose, except daily commuting to and from work.*") [SC Code of Laws, Chapter 6, Section 6-4-5 (4)].

13. List the methods used to track tourists:
- ☐ Web page inquires - estimated inquires per month
- ☐ Phone call inquiries - estimated phone calls per month
- ☐ Brochure mailings - estimated brochures mailed per month
- ☑ Event ticket sales - estimated tickets sold per event 1,000
- ☑ Event registration - estimated registrants per event 250
- ☐ Hotel sales - estimated sales per event/per month
- ☐ License plates - estimated count per event
- ☐ Surveys - estimated number of responses per survey
- ☐ Other than listed:

14. County accommodations funds are generated from the hotels in the unincorporated areas of the County. Please list the hotels and number of room nights you have used or plan to use for your event/project located in the unincorporated areas of Lexington County only:
Most people coming in from out of town to see our productions are family members of cast members so they may stay at the family member's home; however, we certainly have some that stay in hotels that are conveniently located near the theatre. We estimate that approximately 50 patrons stay in hotels per production.

15. Please indicate you have read: **Chapter 6, Sections 6-4-5 (4) and 6-4-10, SC Code of Laws, 1976**? ☑Yes ☐No

16. Project Budget - **Request for funds must meet the requirements of Chapter 6, Section 6-4-10, SC Code of Laws, 1976, as amended.**

a. Estimated total cost of Project $ 20,000.00
b. Amount of Accommodations Funds requested for this Project: $ 20,000.00
c. This request equals what percent of the total Project/Event Budget? 100 %
d. List specifically what the funds will be used for and the estimated amount i.e. brochures - $1,500, etc. $5k billboard, $10k TV, $2 news ads, $3k brochures

17. Has your project or organization previously received Accommodations Tax Funds?
☑Yes ☐No

a. If yes, state year 2012, amount $ 4,000.00, source Lexington County, and purpose: Village Square Theatre promotion

b. For each award year, did you expend 100% of the Accommodations Tax Funds you received?
☑Yes ☐No

c. If no, please explain:

18. Type of Organization:
Please check one:

- ☐ County
- ☐ Municipal
- ☐ Non-profit Organization
- ☐ Community service club, church, etc.
- ☑ 501(c) 3
- ☐ Other: _____

Note: For-profit organizations are not eligible for Accommodations Tax Funds

19. Project description - please attach a report with the following information needed by the Tourism Expenditure Review Committee to be sure that the event/project was in accordance to Section 6-4-10 of the S.C. Code of Laws (***Use separate sheet for Project Description if needed***):
    a. General description
    b. State the benefit that this project will serve toward promoting tourism and the Lexington County Community
    c. Total attendance to the event/project versus the number of total tourists in attendance
    d. Economic impact generated by tourism to the event/project
    e. Overall description of how the event/project attracts and promotes tourists to the area and specifically how the Accommodations Tax Funds were used to accomplish this
    f. Additional comments:

Attached as addendum

PLEASE NOTE: Applicant and/or representatives must be present during review process by the Accommodations Tax Advisory Board in order to be considered for funding.

Signature of Event/Project Director:

Tony Roof	President of LCAA Board of Directors
Print Name	Title
Signature	Date 1/4/13

County of Lexington
Accommodations Tax Fund
FY 2013/14

FUNDING SOURCES

Organization:

List of Funding Sources	Actual 2011/12	Current 2012/13	Estimated 2013/14
Costume Rentals	$1,511.00	$170.00	$1,500.00
Facility Rentals	$1,300.00	$0.00	$1,000.00
Memberships	$11,173.00	$6,470.00	$15,000.00
Events/Plays	$71,330.00	$11,245.00	$100,000.00
Fall/Spring Classes	$0.00	$22,150.00	$50,000.00
Grants	$1,000.00	$4,000.00	$20,000.00
Fundraising	$5,000.00	$2,350.00	$10,000.00
	$91,314.00	$46,385.00	$197,500.00

County of Lexington
Accommodations Tax Fund
FY 2013/2014

EXPENDITURES

Organization:

List of Expenditures	Actual 2011/12	Current 2012/13	Estimated 2013/14
Payroll	$4,965.63	$1,199.35	$5,000.00
Class Expences	$0.00	$16,125.23	$20,000.00
Advertising	$4,575.60	$659.18	$20,000.00
Phone	$1,441.83	$653.62	$1,000.00
Insurance	$11,085.57	$5,634.00	$12,000.00
Office Expences	$1,989.07	$260.06	$1,000.00
Costumes	$5,592.00	$1,531.51	$5,000.00
Director/Musical Director/Choreographer	$19,135.00	$3,690.00	$20,000.00
Set Construction	$1,573.00	$3,659.98	$5,000.00
Repairs	$18,485.00	$6,081.18	$10,000.00
Utilities	$10,687.22	$4,492.74	$10,000.00
Misc	$4,286.38	$1,507.36	$4,000.00
	$83,816.30	$45,494.21	$113,000.00

ADDENDUMS TO LEXINGTON COUNTY ARTS ASSOCIATION APPLICATION FOR ACCOMMODATIONS TAX GRANT

Addendum to #10 – LCAA – Application for Accommodations Tax Grant

Magazine ads and promotions appear in Palmetto Parent and Lexington Life magazines. Lexington Life magazine is direct mailed and distributed to over 25,000 households. Palmetto Parent distributes magazines to over 400 sites including CVS, Piggly Wiggly, and Kroger in Richland, Lexington, and Kershaw Counties, Colonial Life Arena, EdVenture, area child care facilities, medical offices, restaurants, toy stores, hotels, gymnastics/dance/martial arts locations and specialty shops. The print version circulation is approximately 21,000 monthly plus an additional 10,000 a month to schools from September to June each year for teachers to give to each student to take home to parents. The magazine also has close to 17,000 page views of its digital edition.

LCAA events are advertised in the What's Happening section of The State Newspaper, and are also featured in The Lexington Chronicle.

LCAA events are also promoted on television stations such as WISTV, WOLO, WACH Fox, and WLTX with news and entertainment features.

Additionally, LCAA events are promoted on several radio programs including WGCV 620AM, WLXM 107.9, and WZMJ Z 93.1 "The Lake."

Email marketing is utilized to attract patrons to Lexington for arts events. Approximately 6500 emails a year are sent to households outside of Lexington.

ADDENDUMS TO LEXINGTON COUNTY ARTS ASSOCIATIONS APPLICATION FOR ACCOMMODATIONS TAX GRANT

Addendum to #19 – LCAA – Application for Accommodations Tax Grant

Lexington County Arts Association (LCAA) is a non-profit organization that sponsors arts related events and shows at Lexington's Village Square Theatre. Funds from this grant would be used to promote these cultural/arts events by way of billboards, radio, magazine, and newspaper ads and brochures advertising theatre shows and events.

Promoting shows and events sponsored by LCAA benefits Lexington County by not only attracting tourists to Lexington County, but also by serving tourists who are brought to Lexington County as visitors to Lake Murray, participants in fishing, baseball, soccer and tennis tournaments. While in town for plays and other events, patrons often times bring business to local hotels and others supporting tourist needs. Additionally, we recognize that while tourists are attracted to Lexington County for recreational purposes (Lake Murray, fishing tournaments, soccer and baseball tournaments, etc.) the experience of those tourists in our county in improved by the availability of cultural and arts events. LCAA holds a unique position in this regard in Lexington County. Groups are more likely to bring sporting tournaments and such to Lexington County when the overall tourist experience is of a high quality. We believe that a quality arts/cultural experience is key to providing tourists with that high quality experience. In short, we fill that niche, but recognize that LCAA and Lexington County would benefit more from this important cultural resource if more were done to promote the LCAA and Village Square Theatre

Patron attendance at Village Square theatre typically includes approximately 55% Lexington residents and the remaining 45% are from outside Lexington. Since implementing an online ticketing system in 2010, we are now actively tracking zip codes.

Fortunately, patrons attending events at Village Square Theatre often dine out prior to or following the event or show they are attending. In addition, some patrons stay at local hotels when visiting our county.

Lexington County Arts Association
Balance Sheet
As of November 30, 2012

Accrual Basis

	Nov 30, 12
ASSETS	
Current Assets	
Checking/Savings	
Box Office Change Fund	100.00
Cash - Operating Account	25,548.43
CD - BB&T	15,750.45
Total Checking/Savings	41,398.88
Total Current Assets	41,398.88
Fixed Assets	
Equipment	
Original Cost	45,736.18
Equipment - Other	9,688.46
Total Equipment	55,424.64
Land	60,000.00
Theatre Building	
Original Cost	311,691.00
Storage Building	31,438.31
Total Theatre Building	343,129.31
Accumulated Depreciation	-212,078.00
Total Fixed Assets	246,475.95
TOTAL ASSETS	**287,874.83**
LIABILITIES & EQUITY	
Liabilities	
Current Liabilities	
Other Current Liabilities	
Payroll Liabilities	334.55
Shari Smith Scholarship	6,663.07
Total Other Current Liabilities	6,997.62
Total Current Liabilities	6,997.62
Long Term Liabilities	
George Boozer Fund	5,476.68
Total Long Term Liabilities	5,476.68
Total Liabilities	12,474.30
Equity	
Capital Account	280,616.86
Net Income	-5,216.33
Total Equity	275,400.53
TOTAL LIABILITIES & EQUITY	**287,874.83**

Reset Form | Save A Copy | Print Form

County of Lexington
Accommodations Tax Fund
FY 2012/13 FINAL REPORT

I. PROJECT INFORMATION:

Organization Name: Lexington County Arts Association

Project/Event Name: Village Square Theatre Season Promotion

Contact Name: Tony Roof Phone: 803-606-1596

II. PROJECT COMPLETION:

Were you able to complete the project/event as stated in your original application?

If no, state any problems you encountered:

III. PROJECT SUCCESS:

Please share any additional comments regarding the project (e.g., lessons learned, successes, problems encountered, etc.):

IV. PROJECT ATTENDANCE:

Record numbers in table below as requested by the Tourism Expenditure Review Committee. Numbers are to reflect attendance and funds received for projects for current and previous years.

	2012/13 Current Year	2011/12 Previous Year
Total Budget of Event/Project		
Amount Funded by the Lexington County Accommodations Tax Fund	$4,000.00	$1,000.00
Amount Funded by the Lexington County Accommodations Tax Funds from all Sources	$0.00	$0.00
Total Attendance	10,000	12,000
Total Tourists*	4,500	5,500

**Tourists are generally defined as those who travel 50 miles or more to attend.*

V. METHODS:

Please describe the methods used to capture the attendance data listed above (license plates, surveys, etc.):

Zip codes and ticket sales

VI. PROJECT BUDGET:

Attach a report indicating what project expenses were paid for using the Lexington County Accommodations Tax Funds for the fiscal year.

VII. ORGANIZATION SIGNATURE:

Provide signature of official with the organization verifying accuracy of above statements.

Tony Roof
Print Name

Signature

LCAA Board of Directors, President
Title

1/4/13
Date

County of Lexington
Accommodations Tax Fund
FY 2013/2014

APPLICATION

1. Name of Project/Event: 2014 Tourism Marketing Campaign

2. Sponsoring Organization: South Carolina State Museum

   Mailing Address: 301 Gervais St., Loading Zone D, Columbia, SC 29201

3. Event/Project Director:

   Name Tut Underwood Title Director of Public Information

   Telephone (803) 898-4948 Alternate Telephone (803) 898-4921

   Fax Number (803) 898-4969

   Email tut.underwood@scmuseum.org

4. Event Website: www.southcarolinastatemuseum.org

5. Event/Project Category (*Check One*):
   ☑ Tourism, Advertising/Promotion - *see #10 for advertising/promotion sources*

   ☐ Tourism Related Expenditures: _____

6. Project Timeline: Beginning date 07/01/2013 End date 06/30/2014

7. Location of Project/Event: 301 Gervais St., Columbia, SC 29201

8. Number of employees: #Full-time 24 #Part-time 42

9. Do you advertise outside a 50-mile radius? ☑Yes ☐No

10. If yes to #9, please check all that apply to advertising sources outside of Lexington County:
    - ☑ Rack Cards - # distributed 6,500
    - ☐ Brochures - # distributed _____
    - ☐ Posters - # distributed _____
    - ☑ Magazine Ads - # ads 4 (list ads and distribution range on separate sheet)
    - ☑ Newspaper Ads - # ads 152 (list newspapers and distribution range on separate sheet)
    - ☑ Television Ads - # ads 251 (list stations and viewing range on separate sheet)
    - ☑ Radios Ads - # ads 640 (list stations and listener range on separate sheet)
    - ☑ Billboards - # ads 100 (list number and location of billboards on separate sheet)
    - ☐ Websites - # web pages other than primary website # _____ (list on separate sheet with target audience)
    - ☑ Other than listed above: online ads & social media ads (list on separate sheet with target audience)

11. How many people do you expect to attend? 228,837

12. Of this number, how many are tourists? 147,600 (Tourists: "*People taking trips outside of their home communities for any purpose, except daily commuting to and from work.*") [SC Code of Laws, Chapter 6, Section 6-4-5 (4)].

13. List the methods used to track tourists:
- ☐ Web page inquires - estimated inquires per month
- ☐ Phone call inquiries - estimated phone calls per month
- ☐ Brochure mailings - estimated brochures mailed per month
- ☐ Event ticket sales - estimated tickets sold per event
- ☐ Event registration - estimated registrants per event
- ☐ Hotel sales - estimated sales per event/per month
- ☐ License plates - estimated count per event
- ☐ Surveys - estimated number of responses per survey
- ☑ Other than listed:

  We collect our visitors' zip codes when they buy their admissions

14. County accommodations funds are generated from the hotels in the unincorporated areas of the County. Please list the hotels and number of room nights you have used or plan to use for your event/project located in the unincorporated areas of Lexington County only:

The State Museum does not have a mechanism for determining where its visitors stay while they are in the Midlands. While there is no doubt that many do use hotels/motels in unincorporated Richland County, at this time this is difficult to quantify.

15. Please indicate you have read: **Chapter 6, Sections 6-4-5 (4) and 6-4-10, SC Code of Laws, 1976**? ☑Yes ☐No

16. Project Budget - **Request for funds must meet the requirements of Chapter 6, Section 6-4-10, SC Code of Laws, 1976, as amended.**

a. Estimated total cost of Project $ 205,000.00
b. Amount of Accommodations Funds requested for this Project: $ 20,500.00
c. This request equals what percent of the total Project/Event Budget? 10.00 %
d. List specifically what the funds will be used for and the estimated amount i.e. brochures - $1,500, etc. Please refer to the attached media plan for a complete list.

17. Has your project or organization previously received Accommodations Tax Funds?
☑Yes ☐No

a. If yes, state year 2009-10, amount $ 4,000.00, source Lexington Co. A-tax, and purpose: tourism marketing

b. For each award year, did you expend 100% of the Accommodations Tax Funds you received?
☑Yes ☐No

c. If no, please explain:

18. Type of Organization:

Please check one:

- ☐ County
- ☐ Municipal
- ☐ Non-profit Organization
- ☐ Community service club, church, etc.
- ☐ 501(c) 3
- ☑ Other: non-profit state agency

Note: For-profit organizations are not eligible for Accommodations Tax Funds

19. Project description - please attach a report with the following information needed by the Tourism Expenditure Review Committee to be sure that the event/project was in accordance to Section 6-4-10 of the S.C. Code of Laws (***Use separate sheet for Project Description if needed***):

a. General description
b. State the benefit that this project will serve toward promoting tourism and the Lexington County Community
c. Total attendance to the event/project versus the number of total tourists in attendance
d. Economic impact generated by tourism to the event/project
e. Overall description of how the event/project attracts and promotes tourists to the area and specifically how the Accommodations Tax Funds were used to accomplish this
f. Additional comments:

PLEASE SEE ATTACHMENT 3 FOR PROJECT DESCRIPTION REPORT

PLEASE NOTE: Applicant and/or representatives must be present during review process by the Accommodations Tax Advisory Board in order to be considered for funding.

Signature of Event/Project Director:

Tuf Underwood	Dir. Public Information
Print Name	Title
TF UNDERWOOD ESQ.	12/20/12
Signature	Date

County of Lexington
Accommodations Tax Fund
FY 2013/14

FUNDING SOURCES

Organization:

List of Funding Sources	Actual 2011/12	Current 2012/13	Estimated 2013/14
Earned revenue	$126,128.00	$30,000.00	$140,000.00
Richland County A-tax	$31,906.00	$33,000.00	$34,500.00
Richland County H-tax	$3,466.00	$9,956.00	$10,000.00
Lexington County A-tax	$0.00	$0.00	$20,500.00
	$161,500.00	$72,956.00	$205,000.00

County of Lexington
Accommodations Tax Fund
FY 2013/2014

EXPENDITURES

Organization: South Carolina State Museum

List of Expenditures	Actual 2011/12	Current 2012/13	Estimated 2013/14
PLEASE SEE ATTACHMENT 2 FOR PLANNED			
EXPENDITURES FOR FULL MARKETING PLAN			
	$0.00	$0.00	$0.00

Reset Form | Save A Copy | Print Form

County of Lexington
Accommodations Tax Fund
FY 2012/13 FINAL REPORT

I. PROJECT INFORMATION:

Organization Name: South Carolina State Museum

Project/Event Name: State Museum 2012-13 Marketing Campaign

Contact Name: Tut Underwood Phone: (803) 898-4948

II. PROJECT COMPLETION:

Were you able to complete the project/event as stated in your original application? No

If no, state any problems you encountered:

Our project was not funded.

III. PROJECT SUCCESS:

Please share any additional comments regarding the project (e.g., lessons learned, successes, problems encountered, etc.):

N/A project not funded

IV. PROJECT ATTENDANCE:

Record numbers in table below as requested by the Tourism Expenditure Review Committee. Numbers are to reflect attendance and funds received for projects for current and previous years.

	2012/13 Current Year	2011/12 Previous Year
Total Budget of Event/Project	N/A	N/A
Amount Funded by the Lexington County Accommodations Tax Fund	N/A	N/A
Amount Funded by the Lexington County Accommodations Tax Funds from all Sources	N/A	N/A
Total Attendance	N/A	N/A
Total Tourists*	N/A	N/A

**Tourists are generally defined as those who travel 50 miles or more to attend.*

V. METHODS:

Please describe the methods used to capture the attendance data listed above (license plates, surveys, etc.):

N/A project not funded

VI. PROJECT BUDGET:

Attach a report indicating what project expenses were paid for using the Lexington County Accommodations Tax Funds for the fiscal year.

VII. ORGANIZATION SIGNATURE:

Provide signature of official with the organization verifying accuracy of above statements.

Tut Underwood — Print Name

Director of Public Information — Title

TU UNDERWOOD ESQ. — Signature

12/20/12 — Date

(attachment to Final Report)
VI. PROJECT BUDGET

Attach a report indicating what project expenses were paid for using the Lexington County Accommodations Tax Funds for the fiscal year.

Not applicable. No Lexington County A-tax funds were granted for the current fiscal year.

2013-14

ATTACHMENT 1

Question #10.

Magazine ads – List ads and distribution range

South Carolina Living magazine – 4 ads, 2 at 1/3 page each, 1 at 1/6 page, 1 at 1/12 page

Distributed statewide to 450,000 homes

Newspaper ads -List newspapers and distribution range

The State – distributed statewide
Myrtle Beach Sun News – Pee Dee
Charleston Post and Courier – Lowcountry
Greenville News – the Upstate
Asheville Citizen Times – the Upstate and NC border
Charlotte Observer – throughout NC, NC border, upper Midlands
Spartanburg Herald – the Upstate

Television ads - List stations and viewing range

WIS TV and Cable Vantage (Time Warner Cable subscribers) – viewing range: 11 counties: Lexington, Richland, Saluda, Newberry, Fairfield, Kershaw, Lee, Sumter, Clarendon, Calhoun, Orangeburg, plus parts of Aiken, Chester, Lancaster, Williamsburg and Darlington. See enclosed map.

Radio ads - List stations and listener range

Clear Channel Augusta group includes:
WBBQ-FM, WIBL-FM, WEKL-FM, WKSP-FM, WPRW-FM,
WSGF-AM, WPCH-AM

Range: 14 S.C. counties, including Abbeville, McCormick, Greenwood, Laurens, Newberry, Saluda, Edgefield, Richland, Lexington, Aiken, Orangeburg, Barnwell, Bamberg, Allendale
14 Ga. Counties, including Elberton, Wilkes, Lincoln, Taliaferro, Appling, Columbia, McDuffie, Warren, Glascock, Richmond, Jefferson, Burke, Jenkins and Screven. See enclosed map.

Clear Channel Greenville group includes:
WBZT-FM, WSSL-FM, WESC-FM, WMYI-FM

Range: 19 S.C. counties including Oconee, Pickens, Greenville, Spartanburg, Cherokee, York, Chester, Union, Laurens, Anderson, Abbeville, McCormick, Greenwood, Fairfield, Newberry, Lexington, Aiken, Saluda, Edgefield

11 Ga. Counties including Rabun, Stephens, Habersham, Franklin, Hart, Madison, Elbert, Oglethorpe, Wilkes, Lincoln and McDuffie.
See enclosed map.

ALSO: Clear Channel Columbia includes:
WVOC-FM, WCOS-AM
WVOS-FM, WNOK-FM, WLTY-FM, WXBT-AM

Range: 26 South Carolina counties: Aiken, Barnwell, Bamberg, Lexington, Saluda, Newberry, Edgefield, Dorchester, Berkeley, Laurens, Greenwood, Union, Chester, Richland, Sumter, Clarendon, Orangeburg, Lee, Florence, Lancaster, Chesterfield, Darlington, Williamsburg Calhoun, Kershaw, Fairfield. See enclosed map of WCOS range.

NOTE: These are free spots as part of a partnership with the radio group, thus not indicated on the marketing plan, as no funds will be expended for them.

Billboards - List number and location of billboards

Number of billboards FY 13-14: 100
Locations: Columbia, Charleston, Greenville, Rock Hill, Myrtle Beach, Aiken, North Augusta, Spartanburg, Hilton Head.

Other

Online

- Thestate.com –
Target audience: Families with children and general audiences, reached by:
* thestate.com - users statewide
* Yahoo users in 11 S.C. counties: 11 counties: Lexington, Richland, Saluda, Newberry, Fairfield, Kershaw, Lee, Sumter, Clarendon, Calhoun, Orangeburg.

- WIS-TV online –
Target audience: news, information and weather consumers, wistv.com users statewide

- Facebook - Target audience: Adults, young adults

- Twitter – Target audience: Young adults, college students

WIS NEWS 10

wistv.com

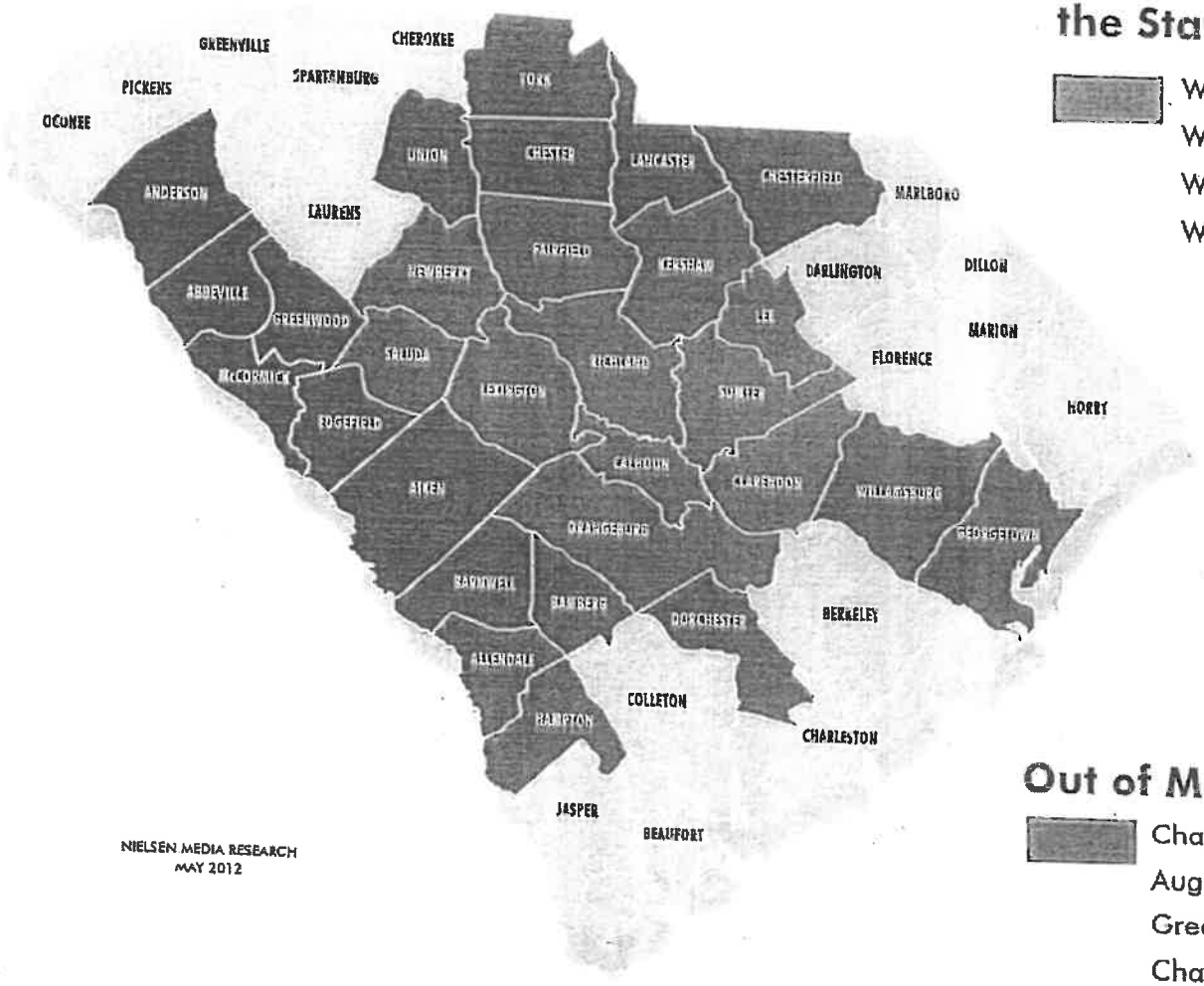

NIELSEN MEDIA RESEARCH
MAY 2012

WIS is the Strongest Medium in the State of South Carolina

WIS DMA	404,830 TV HH
WIS on Cable	206,463 TV HH
WIS on Satellite	157,883 TV HH
WIS Over the Air	40,484 TV HH

WIS HAS AGREEMENTS WITH DISH NETWORK, DIRECT TV AND MANY CABLE SYSTEMS WHICH CARRY OUR SIGNAL ON THEIR SYSTEMS.

Out of Market Cable Penetration

Charlotte, NC	64,239 Homes
Augusta, GA	39,968 Homes
Greenville/Spartanburg	20,919 Homes
Charleston, SC	7,704 Homes

CLEAR CHANNEL AUGUSTA



WIBL-FM

Coverage Map

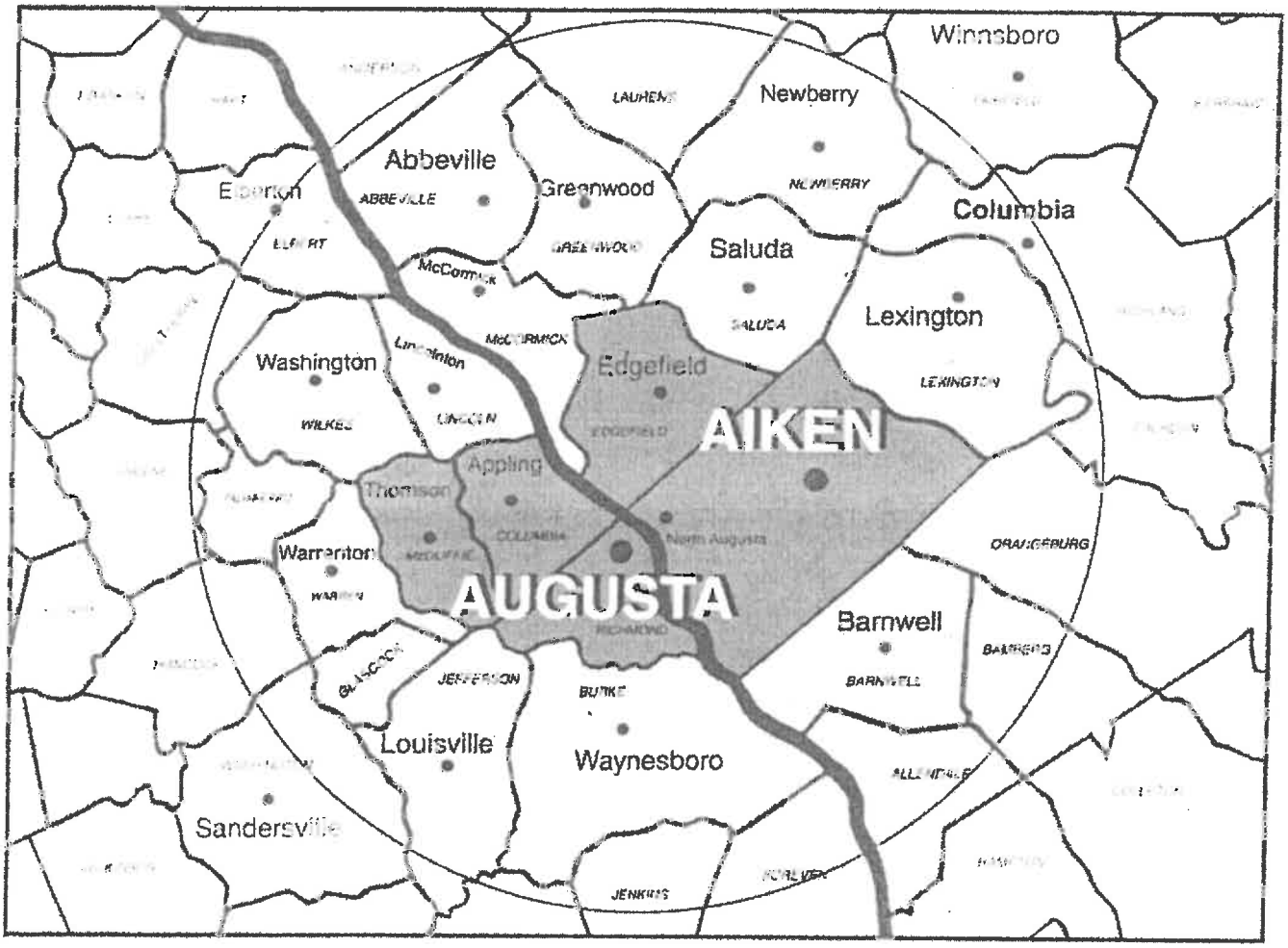

Intellectual Property of Clear Channel CSRA
2743 Perimeter Parkway - Bdg 100 Suite 200 - Augusta, GA 30909 - Office: 706.396.6000 Fax:706.396.6010

GREENVILLE

CLEARCHANNEL MEDIA

COVERAGE MAP

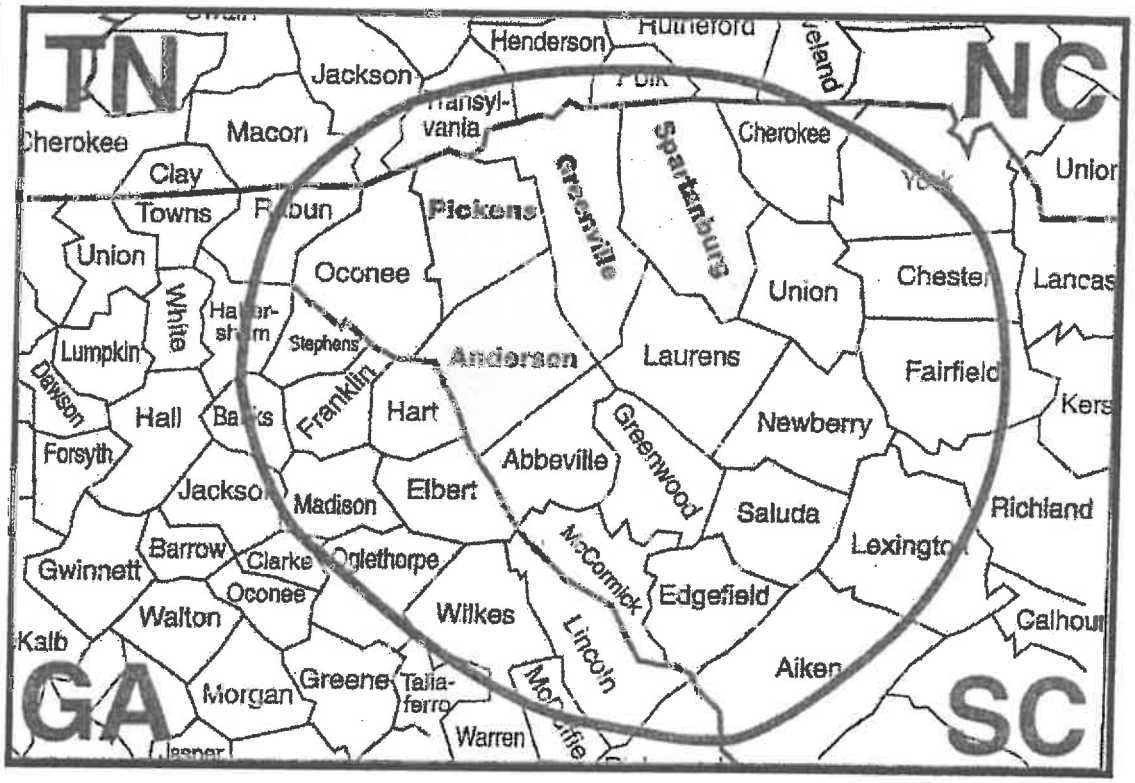

Station Information:

Call Letters: WSSL-FM "Whistle 100"
Dial Position: 100.5 FM
Tower Power: Grey Court/100,000 watts

Station Location:

PO Box 100, Greenville, 29602
101 N Main St, Greenville, 29601
1-800-248-0863

Market Information:

Metro Rank	**60**	**12+ Population 824,900 (Census 2006)**
DMA Rank	**37**	**12+ Population 1,759,200 (Census 2006)**

WCOS97.5 coverage area











With a **100,000** watt signal,



Coverage Pattern for WCOS-FM

97.5 WCOS

is South Carolina's Country station.

102-208

CLEAR CHANNEL COLUMBIA

December 18, 2012

ATTACHMENT 2

16. D.

Total Project Budget ('13-14)

2013-14 Marketing Media Plan:

Windows to New Worlds Opening:

45 billboards, printed and posted, statewide, one month ea	$10,000.00
10 14 x 48 billboards printed & posted, statewide	$18,000.00
Greenville News – 12 12"ads @ $799.56 =	$9,594.72
WIS-TV online ads	$8,470.00
The State – 10 12" ads @ $624.36	$6,243.60
South Carolina Living mag - 4 ads @ $2048	$8,192.00
Charleston Post and Courier – 10 12"ads @ $598.80	$5,988.00
The State online adds	$10,000.00
Facebook ads	$5,000.00
Twitter ads	$5,000.00
Radio – Clear Channel Greenville	$8,000.00
Radio – Clear Channel Augusta	$8,000.00
TV – WIS-TV ads	$10,000.00
Asheville Citizen-Times – 10 12" ads @354	$3,540.00
Subtotal:	$111,932.32

Blockbuster exhibit:

Greenville News – 12 12"ads @ $799.56 =	$9,594.72
Myrtle Beach Sun News – 15 12" ads @ $298.80	$4,482.00
The State – 10 12" ads @ $624.36	$6,243.60
South Carolina Living mag - 2 ads @ $554 & $1031	$1530.00
WIS-TV online ads	$8,470.00
Charleston Post and Courier – 10 12"ads @ $598.80	$5,988.00
45 billboards, printed and posted, statewide, one month ea	$10,000.00
Subtotal:	$46,308.32

Springmaid art exhibit:

Asheville Citizen-Times – 2 12" ads @354	$708.00
Greenville News - 10 12"ads @ $799.56 =	$7,995.60
Charlotte Observer – 6 12"ads @ 1346.40	$8,078.40
Charleston Post and Courier – 10 12"ads @ $678.24	$6,782.40
The State – 10 12" ads @ $792	$7,920.00
Subtotal:	$31,484.40

Signature events:

Spartanburg Herald - 15 12"ads @ $468 =	$5,032.80
The State – 10 12" ads @ $624.36	$6,243.60
Time Warner Cable TV ads	$1,500.00
The State – online ads	$2,500.00
Subtotal:	$15,276.40

TOTAL EXPENSES/COST OF PROJECT:	$205,001.44

ATTACHMENT 3

19. A. General Description of Project:

Each year the South Carolina State Museum plans an array of exhibits and programs to attract tourists. During FY 2013-14 an even greater schedule will be offered, for in this year the museum will open Windows to New Worlds, its long-planned expansion which will add an observatory, 55-foot digital dome planetarium and 4D theater to its facility. This will allow the museum to offer many new programs for the public, educational experiences for schoolchildren and to become an even greater attraction to tourists than ever before. In addition the museum will continue to offer changing exhibits and regular events. The museum will use any Accommodations Tax funds it receives to purchase advertising to market these new facilities, exhibits and programs to draw tourists to the Midlands.

In addition to the new expansion, the museum will again bring a fascinating "blockbuster" exhibit, not signed at this time, plus other exhibits, including a look at the advertising art that helped make Springs Mills a giant in the textile industry.

Windows to New Worlds is the State Museum's first major expansion since it opened in 1988, and will coincide with the 25th anniversary of the museum's opening. The state-of-the-art observatory will feature a giant, 12 3/8" lens telescope by Alvan Clarke and Sons, the finest lens grinders in history. This spectacular instrument will not only allow visitors to look through it into the universe as individuals, but a TV camera eyepiece will enable its views to be projected onto the dome of the planetarium to be seen by 125 people at once. Even more important for education, the eyepiece can also put the telescope's views directly onto the Internet so that they can be seen in every classroom in South Carolina.

The 55-foot digital dome planetarium and theater not only will present dramatic shows of the stars, planets and universe, but will show films on a variety of subjects including art, history, natural history and science, as well as present entertaining light shows which will combine lasers with music from classical to the Beatles and Pink Floyd.

The largest 4D theater in the state will present a growing phenomenon: 3D motion pictures accompanied by effects from the specially-equipped seats to add sprays of water, wind, pokes, jolts, smells and other effects coordinated with the action in the movie to produce the "fourth dimension" and bring the already thrilling 3D film even more to life.

Together, these elements will combine to bring to South Carolina a unique-in-the-nation facility for education, recreation and tourism that will draw visitors both statewide and from neighboring states. It needs only the funds to market these outstanding facilities.

The Museum's New Blockbuster Exhibition will continue the high interest that was generated by such great draws as *BODY WORLDS Vital, Titanic: The Artifact Exhibition* and others. While unselected as of this writing, a variety of exciting possibilities is under consideration which will be of great interest to the public of South Carolina and our out-of-state visitors.

Between the Springmaid Sheets, which runs April 26 through Sept. 8, features the advertising art that made South Carolina's Springs Mills one of the giants of the textile industry. The brilliant and daring Col. Elliott Springs used racy images and innuendo-laced text to catapult his father's struggling cloth business to prominence during the Great Depression and World War II. He began commissioning artwork depicting attractive young women as his "Spring Maids." The ads were considered risqué at the time (and some still are), but the controversy only promoted the product even more, and the legendary marketing savant restored Springs Mills to prosperity in the 1930s and '40s. While the advertising industry initially called Springs's ads "degrading," today his potpourri of risqué images, puns and double entendres are studied at major universities around the world.

In addition to these and other exhibits, the museum will present and promote several "signature events" which it has become known for, and which will attract tourists with various interests to the Midlands. Among these are the **Museum Road Show,** which draws people from a wide area to meet experts who appraise art, textiles, jewelry, military memorabilia and much more; the **Congaree Art Festival,** a spring festival of art featuring more than a dozen artists in booths on the museum grounds, making, displaying and selling art, talking with museum guests, and also featuring activities for children; and the **Southeastern Toy Soldier Show,** which brings to the museum exhibitors of toy soldiers (called "military miniatures" by hobbyists) and paraphernalia of all styles, sizes and periods of history from several Southern states, and draws many visitors from all across South Carolina and neighboring states.

The State Museum continues to bring to its audiences a diverse spectrum of exhibits and programs from art to science to history, for the enrichment and enjoyment of South Carolinians and their guests. Because these exhibits feature a mix of South Carolina (for example, the Springmaid art exhibition and the continued development of the museum's expanding Civil War in South Carolina exhibit) and world/national subjects (Windows to New Worlds could even be interpreted to be a cosmic subject), the Museum believes they will have strong appeal for tourists.

We believe the Midlands should enjoy the full economic benefit of a thriving tourism industry, and bringing shows and new additions of this caliber to

Columbia and advertising them is the best method for attracting tourists. Advertising gives us the best chance to increase visitation and thus generate tourism dollars.

The museum will use any monies received from the Accommodations Tax to produce and purchase advertising in key markets in South Carolina as well as bordering areas of neighboring states.

The South Carolina State Museum believes that it has much to offer on a variety of subjects, and it plans to send this message through advertising. Tourists, whether young or old, will enjoy a trip to Columbia and Lexington County, and while they're here, they also will visit other attractions and patronize hotels, restaurants, gasoline stations and area stores. In the bargain, they'll enjoy the unique cultural experiences that only the Palmetto State can provide.

B. Benefit to Tourism and Lexington County Community

Any A-tax funds received by the museum will be used for advertising to attract visitors to the museum to enjoy its exhibits and programs, and thus to increase tourism. These advertisements will give prospective tourists a reason to visit the Midlands by vividly describing these engaging exhibits.

In addition, visitors attracted by our ads will no doubt use part of their visits to take advantage of the many cultural, recreational and dining opportunities in the area, as well as accommodations.

Because it is mere yards from the State Museum across the Gervais Street Bridge, Lexington County will benefit from these visits. As the incoming tourists arrive in the area, some will stay in hotels and motels in Lexington County and eat at Lexington County restaurants, while others will buy gasoline or shop in stores in the county. These guests will have wonderful experiences at the State Museum and at Lexington County attractions, and will carry home stories of their fun to their friends and families, creating an interest in these friends and families to visit the Midlands.

In this way, Lexington County and the Midlands will continue to benefit when these friends and families of the original tourists visit to see the area for themselves, also spending money on food, gasoline, lodging and shopping, as well as from return visits by tourists impressed with what they saw the first time, and eager to see more.

C. TOTAL ATTENDANCE TO THE PROJECT VS. NUMBER OF TOURISTS IN ATTENDANCE

The State Museum expects 228,837 visitors to come to the museum in 2013-14. Of this number, approximately 147,600 will be tourists. Using the definition of tourism employed by Lexington County (that a tourist is anyone who leaves his/her home for any purpose other than to travel to or from work), all 228,837 of these people would be considered tourists. However, to be conservative, the museum subtracts from to total prediction the percentage of visitors it expects from both Lexington and Richland counties, the counties nearest to the museum (in FY 11-12, this number was 35.5%), and the number of tourists becomes 147,600. This is a very conservative number, but for the purposes of this application it can be used as a bare minimum.

D. ECONOMIC IMPACT GENERATED BY TOURISM TO THE PROJECT

CALCULATION OF TOURIST DOLLARS GENERATED

According to PRT and discoversouthcarolina.com, each party of 2 coming in from out of town for a *day trip* (more is spent on multi-day trips, of course) spends $251. (This is per party, not per person, so we multiply $251 by 73,800, half the 147,600 individuals calculated in the previous section.

73,800 x $251 = $18,523,800 tourist dollars generated.

Addendum to Calculation of Tourist Dollars Generated:

According to the Hospitality Association of SC, on average, each INDIVIDUAL visitor will spend $177 PER DAY in hotels, stores, restaurants and the community.

By this figure, the tourist dollars spent equals: 147,600 (individual tourists) X $177 = $26,125,200, a much higher figure than the one generated using the PRT figures, making the museum's estimates even more conservative.

E. HOW THE PROJECT ATTRACTS TOURISTS TO THE AREA

The South Carolina State Museum is the Midlands' second-largest tourist attraction, and as such, it provides not only fascinating permanent and long-term exhibits, but offers numerous changing exhibits throughout each year. It also presents several "signature" events on weekends throughout the year, and many other one-time or limited-time events presented in conjunction with its changing exhibits. In 2013-14, it has the unprecedented opportunity to generate a tremendous amount of publicity (and thus draw tourists) through the opening of its long-awaited Windows to New Worlds expansion.

When publicized throughout the state and adjacent areas, the museum's combination of exhibits, weekend offerings, and especially the new observatory, planetarium and 4D theater complex (the only such combination at a museum in the United States) and their related attractions and features will serve as a powerful attraction to tourists.

When visiting a new city or county, tourists always seek the "must-see" attractions, as they will when they come to the Midlands. As the largest, most comprehensive museum in the Southeast, the South Carolina State Museum is such a "must see" attraction to anyone who wishes to know anything about the Palmetto State and its heritage and culture, and the Windows to New Worlds complex will only add to that status.

HOW THE A-TAX WILL BE USED TO ACCOMPLISH THIS.

As noted above, producing and purchasing advertising to publicize the museum's many exhibits and programs - and especially its new addition - to attract tourists will be the purpose of any Accommodations Tax funds granted to the museum.

It is the conviction of the State Museum that the more publicity we can generate about these events and facilities, the more interest they will draw, and the more tourists will be attracted to the museum and the Midlands, of which Lexington County is a major part.

F. ADDITIONAL COMMENTS

The State Museum greatly appreciates the committee's consideration of its funding request. The museum feels strongly that cooperation between Lexington County and the museum, the area's second-largest tourism attraction, can and will result in increased visitation to Lexington County and the Midlands.

CURRENT FINANCIAL STATEMENT

NIKKI HALEY, CHAIRMAN
GOVERNOR

CURTIS M. LOFTIS, JR.
STATE TREASURER

RICHARD ECKSTROM, CPA
COMPTROLLER GENERAL



SC BUDGET AND CONTROL BOARD

State Budget Division
Les Boles
DIRECTOR

(803) 734-2280
Fax: (803) 734-0645

HUGH K. LEATHERMAN, SR.
CHAIRMAN, SENATE FINANCE COMMITTEE

W. BRIAN WHITE
CHAIRMAN, HOUSE WAYS AND MEANS
COMMITTEE

MARCIA S. ADAMS
EXECUTIVE DIRECTOR

Allocation of State Funds for FY 2012-13
State Budget Division

Agency: H95 - Museum Commission
8/23/12

	Amount
FY 2012-13	
Total State Funds per 2012-13 Appropriation Act	2,710,444
Allocations:	
Pay Plan Allocation	32,635
Health Insurance Allocation	10,538
Retirement Contribution Rate Increase Allocation	10,467
Total Appropriation Base for FY 2012-13	2,764,084
FY 2013-14	
Adjustments:	
Less Non-Recurring FY 2012-13 Appropriations	
Net Allocations for FY 2013-14	2,764,084

South Carolina General Assembly
119th Session, 2011-2012

H. 4813
General Appropriations Bill for fiscal year 2012-2013
As Ratified by the General Assembly

SECTION 31
H95-STATE MUSEUM COMMISSION

	TOTAL FUNDS	GENERAL FUNDS
I. ADMINISTRATION		
A. ADMINISTRATION		
PERSONAL SERVICE		
DIRECTOR	91,883	91,883
	(1.00)	(1.00)
CLASSIFIED POSITIONS	157,689	157,689
	(6.00)	(6.00)
OTHER PERSONAL SERVICES	22,715	
TOTAL PERSONAL SERVICE	272,287	249,572
	(7.00)	(7.00)
OTHER OPERATING EXPENSES	1,950,944	1,533,831
TOTAL ADMINISTRATION	2,223,231	1,783,403
	(7.00)	(7.00)
B. GUEST SERVICES		
PERSONAL SERVICE		
CLASSIFIED POSITIONS	81,622	
	(2.00)	
OTHER PERSONAL SERVICES	81,119	
TOTAL PERSONAL SERVICE	162,741	
	(2.00)	
OTHER OPERATING EXPENSES	726,174	
TOTAL GUEST SERVICES	888,915	
	(2.00)	
TOTAL ADMINISTRATION	3,112,146	1,783,403
	(9.00)	(7.00)
II. PROGRAMS		
A. COLLECTIONS		
PERSONAL SERVICE		
CLASSIFIED POSITIONS	134,112	134,112
	(5.00)	(5.00)
TOTAL PERSONAL SERVICE	134,112	134,112
	(5.00)	(5.00)
OTHER OPERATING EXPENSES	6,500	
TOTAL COLLECTIONS	140,612	134,112
	(5.00)	(5.00)
B. EXHIBITS		
PERSONAL SERVICE		
CLASSIFIED POSITIONS	251,652	251,652
	(12.00)	(12.00)
OTHER PERSONAL SERVICES	95,000	

TOTAL PERSONAL SERVICE	346,652	251,652
	(12.00)	(12.00)
OTHER OPERATING EXPENSES	35,500	
TOTAL EXHIBITS	382,152	251,652
	(12.00)	(12.00)
C. EDUCATION		
PERSONAL SERVICE		
CLASSIFIED POSITIONS	91,068	91,068
	(3.00)	(3.00)
OTHER PERSONAL SERVICES	30,000	
TOTAL PERSONAL SERVICE	121,068	91,068
	(3.00)	(3.00)
OTHER OPERATING EXPENSES	6,500	
TOTAL EDUCATION	127,568	91,068
	(3.00)	(3.00)
D. PROGRAMS AND EVENTS		
PERSONAL SERVICE		
CLASSIFIED POSITIONS	111,009	111,009
	(5.00)	(5.00)
OTHER PERSONAL SERVICES	40,000	
TOTAL PERSONAL SERVICE	151,009	111,009
	(5.00)	(5.00)
OTHER OPERATING EXPENSES	30,000	
TOT PROGRAMS AND EVENTS	181,009	111,009
	(5.00)	(5.00)
E. PUBLIC INFO & MARKETING		
PERSONAL SERVICE		
CLASSIFIED POSITIONS	127,904	47,975
	(1.00)	
OTHER PERSONAL SERVICES	25,000	
TOTAL PERSONAL SERVICE	152,904	47,975
	(1.00)	
OTHER OPERATING EXPENSES	175,450	
TOT PUBLIC INFO & MARKET	328,354	47,975
	(1.00)	
TOTAL PROGRAMS	1,159,695	635,816
	(26.00)	(25.00)
III. EMPLOYEE BENEFITS		
C. STATE EMPLOYER CONTRIB		
EMPLOYER CONTRIBUTIONS	410,513	291,225
TOTAL FRINGE BENEFITS	410,513	291,225
TOTAL EMPLOYEE BENEFITS	410,513	291,225
STATE MUSEUM COMMISSION		
TOTAL FUNDS AVAILABLE	4,682,354	2,710,444
TOTAL AUTH FTE POSITIONS	(35.00)	(32.00)

	2011-2012 APPROPRIATED TOTAL FUNDS (1)	2011-2012 APPROPRIATED STATE FUNDS (2)	2012-2013 GOVERNOR'S RECOM. TOTAL FUNDS (3)	2012-2013 GOVERNOR'S RECOM. STATE FUNDS (4)	2012-2013 WAYS & MEANS BILL TOTAL FUNDS (5)	2012-2013 WAYS & MEANS BILL STATE FUNDS (6)
I. ADMINISTRATION						
A. ADMINISTRATION						
PERSONAL SERVICE						
DIRECTOR	91,883	91,883	91,883	91,883		
	(1.00)	(1.00)	(1.00)	(1.00)		
CLASSIFIED POSITIONS	157,689	157,689	157,689	157,689		
	(6.00)	(6.00)	(6.00)	(6.00)		
OTHER PERSONAL SERVICES	21,825		22,715 ✓			
TOTAL PERSONAL SERVICE	271,397	249,572	272,287	249,572		
	(7.00)	(7.00)	(7.00)	(7.00)		
OTHER OPERATING EXPENSES	1,942,719	1,501,994	1,950,944	1,533,831		
TOTAL ADMINISTRATION	2,214,116	1,751,566	2,223,231	1,783,403		
	(7.00)	(7.00)	(7.00)	(7.00)		
B. GUEST SERVICES						
PERSONAL SERVICE						
CLASSIFIED POSITIONS	96,180		81,622 ✓			
	(2.00)		(2.00)			
OTHER PERSONAL SERVICES	88,000		81,119 ✓			
TOTAL PERSONAL SERVICE	184,180		162,741 ✓			
	(2.00)		(2.00)			
OTHER OPERATING EXPENSES	556,607		778,765			
TOTAL GUEST SERVICES	740,787		941,506			
	(2.00)		(2.00)			
TOTAL ADMINISTRATION	2,954,903	1,751,566	3,164,737	1,783,403		
	(9.00)	(7.00)	(9.00)	(7.00)		
II. PROGRAMS						
A. COLLECTIONS						
PERSONAL SERVICE						
CLASSIFIED POSITIONS	125,597	125,597	134,112	134,112		
	(5.00)	(5.00)	(5.00)	(5.00)		
OTHER PERSONAL SERVICES	8,303	8,303				
TOTAL PERSONAL SERVICE	133,900	133,900	134,112	134,112		
	(5.00)	(5.00)	(5.00)	(5.00)		
OTHER OPERATING EXPENSES	6,500		6,500 ✓			
TOTAL COLLECTIONS	140,400	133,900	140,612	134,112		
	(5.00)	(5.00)	(5.00)	(5.00)		

	2011-2012 APPROPRIATED TOTAL FUNDS (1)	2011-2012 APPROPRIATED STATE FUNDS (2)	2012-2013 GOVERNOR'S RECOM. TOTAL FUNDS (3)	2012-2013 GOVERNOR'S RECOM. STATE FUNDS (4)	2012-2013 WAYS & MEANS BILL TOTAL FUNDS (5)	2012-2013 WAYS & MEANS BILL STATE FUNDS (6)
B. EXHIBITS						
PERSONAL SERVICE						
CLASSIFIED POSITIONS	248.080	248.080	251.652	251.652		
	(12.00)	(12.00)	(12.00)	(12.00)		
OTHER PERSONAL SERVICES	113.335	13.335	95.000 ✓			
TOTAL PERSONAL SERVICE	361.415	261.415	346.652	251.652		
	(12.00)	(12.00)	(12.00)	(12.00)		
OTHER OPERATING EXPENSES	35.500		35.500 ✓			
TOTAL EXHIBITS	396.915	261.415	382.152	251.652		
	(12.00)	(12.00)	(12.00)	(12.00)		
C. EDUCATION						
PERSONAL SERVICE						
CLASSIFIED POSITIONS	85.730	85.730	91.068	91.068		
	(3.00)	(3.00)	(3.00)	(3.00)		
OTHER PERSONAL SERVICES	24.059	3.059	30.000 ✓			
TOTAL PERSONAL SERVICE	109.789	88.789	121.068	91.068		
	(3.00)	(3.00)	(3.00)	(3.00)		
OTHER OPERATING EXPENSES	6.500		6.500 ✓			
TOTAL EDUCATION	116.289	88.789	127.568	91.068		
	(3.00)	(3.00)	(3.00)	(3.00)		
D. PROGRAMS AND EVENTS						
PERSONAL SERVICE						
CLASSIFIED POSITIONS	73.377	73.377	111.009	111.009		
	(5.00)	(5.00)	(5.00)	(5.00)		
OTHER PERSONAL SERVICES	31.500		40.000 ✓			
TOTAL PERSONAL SERVICE	104.877	73.377	151.009	111.009		
	(5.00)	(5.00)	(5.00)	(5.00)		
OTHER OPERATING EXPENSES	30.000		30.000 ✓			
TOTAL PROGRAMS AND EVENTS	134.877	73.377	181.009	111.009		
	(5.00)	(5.00)	(5.00)	(5.00)		
E. PUBLIC INFO & MARKETING						
PERSONAL SERVICE						
CLASSIFIED POSITIONS	196.113	86.860	127.904 ✓	47.975		
	(1.00)		(1.00)			
OTHER PERSONAL SERVICES	10.000		25.000 ✓			
TOTAL PERSONAL SERVICE	206.113	86.860	152.904	47.975		
	(1.00)		(1.00)			

	2011-2012 APPROPRIATED TOTAL FUNDS (1)	2011-2012 APPROPRIATED STATE FUNDS (2)	2012-2013 GOVERNOR'S RECOM. TOTAL FUNDS (3)	2012-2013 GOVERNOR'S RECOM. STATE FUNDS (4)	2012-2013 WAYS & MEANS BILL TOTAL FUNDS (5)	2012-2013 WAYS & MEANS BILL STATE FUNDS (6)
OTHER OPERATING EXPENSES	148,673		175,450 ✓			
TOTAL PUBLIC INFO & MARKETING	354,786	86,860	328,354	47,975		
	(1.00)		(1.00)			
TOTAL PROGRAMS	1,143,267	644,341	1,159,695	635,816		
	(26.00)	(25.00)	(26.00)	(25.00)		
III. EMPLOYEE BENEFITS						
C. STATE EMPLOYER CONTRIBUTIONS						
EMPLOYER CONTRIBUTIONS	410,774	314,537	410,513 ✓	291,225		
TOTAL FRINGE BENEFITS	410,774	314,537	410,513	291,225		
TOTAL EMPLOYEE BENEFITS	410,774	314,537	410,513	291,225		
STATE MUSEUM COMMISSION						
TOTAL FUNDS AVAILABLE	4,508,944	2,710,444	4,734,945	2,710,444		
TOTAL AUTHORIZED FTE POSITIONS	(35.00)	(32.00)	(35.00)	(32.00)		

COUNTY OF LEXINGTON
TOURISM DEVELOPMENT FEE
Annual Budget
Fiscal Year - 2013-14

Object Code	Revenue Account Title	Actual 2011-12	Received Thru Dec 2012-13	Amended Budget Thru Dec 2012-13	Projected Revenues Thru Jun 2012-13	Requested 2013-14	Recommend 2013-14	Approved 2013-14
	***Tourism Development Fee 2130:**							
	Revenues:							
435300	Tourism Development Fees	1,018,753	529,322	1,026,000	1,026,000	1,059,000		
435302	TDF - Discount Travel Websites	23,812	24,679	24,000	24,000	50,000		
	Other Revenue:							
461000	Investment Interest	96	73	200	200	200		
	**** Total Revenue**	1,042,661	554,074	1,050,200	1,050,200	1,109,200		
	*****Appropriation Total**				1,050,200	1,109,200		
	FUND BALANCE Beginning of Year				99,801	99,801	99,801	99,801
	FUND BALANCE - Projected End of Year				99,801	99,801	99,801	99,801

Fund 2130
Division: General Administrative
Organization: 101100 - County Council

Object Code	Expenditure Classification	2011-12 Expenditure	2012-13 Expend (Dec)	2012-13 Amended (Dec)	***BUDGET*** 2013-14 Requested	2013-14 Recommend	2013-14 Approved
	Personnel						
	*** Total Personnel**	**0**	**0**	**0**	**0**		
	Operating Expenses						
520500	Legal Services	8,429	787	15,000	10,000		
521000	Office Supplies	0	0	100	100		
521100	Duplicating	0	0	100	100		
525100	Postage	0	0	100	100		
534400	Convention Center Facility	1,041,187	473,672	1,034,900	1,098,900		
	*** Total Operating**	**1,049,616**	**474,459**	**1,050,200**	**1,109,200**		
	**** Total Personnel & Operating**	**1,049,616**	**474,459**	**1,050,200**	**1,109,200**		
	***** Total Budget Appropriation**	**1,049,616**	**474,459**	**1,050,200**	**1,109,200**		

COUNTY OF LEXINGTON
TOURISM DEVELOPMENT FEE SURPLUS
Annual Budget
Fiscal Year - 2013-14

Object Code	Revenue Account Title	Actual 2011-12	Received Thru Dec 2012-13	Amended Budget Thru Dec 2012-13	Projected Revenues Thru Jun 2012-13	Requested 2013-14	Recommend 2013-14	Approved 2013-14
	***Tourism Development Fee Surplus 2131:**							
	Revenues:							
435300	Tourism Development Fees	0	0	0	0	0		
	Other Revenue:							
461000	Investment Interest	224	325	200	200	0		
	**** Total Revenue**	224	325	200	200	0		
	*****Appropriation Total**				326,754	0		
	Contingency				0	0		
	FUND BALANCE Beginning of Year				325,955	(599)	(599)	(599)
	FUND BALANCE - Projected End of Year				(599)	(599)	(599)	(599)

Fund 2131
Division: General Administrative
Organization: 101100 - County Council

Object Code	Expenditure Classification	2011-12 Expenditure	2012-13 Expend (Dec)	2012-13 Amended (Dec)	*BUDGET* 2013-14 Requested	2013-14 Recommend	2013-14 Approved
	Personnel						
	*** Total Personnel**	**0**	**0**	**0**	**0**		
	Operating Expenses						
529903	Contingency	0	0	474	0		
	*** Total Operating**	**0**	**0**	**474**	**0**		
	**** Total Personnel & Operating**	**0**	**0**	**474**	**0**		
	Contributions						
534201	Col Metro Convention/Visitor Bureau	0	0	26,280	0		
534278	SC Stat Museum Foundation	0	200,000	200,000	0		
534223	EdVenture Children's Museum	0	0	100,000	0		
	****Total Contributions**	**0**	**200,000**	**326,280**	**0**		
	***** Total Budget Appropriation**	**0**	**200,000**	**326,754**	**0**		

COUNTY OF LEXINGTON
TEMPORARY ALCOHOL BEVERAGE LICENSE FEE
Annual Budget
Fiscal Year 2013-14

Object Code	Revenue Account Title	Actual 2011-12	Received Thru Dec 2012-13	Amended Budget Thru Dec 2012-13	Projected Revenues Thru Jun 2012-13	Requested 2013-14	Recommend 2013-14	Approved 2013-14
	***Temporary Alcohol Beverage License Fee 2140:**							
	Revenues:							
435400	Temp. Alcohol Beverage Permit Fee	110,430	12,700	80,000	80,000	100,000		
461000	Investment Interest	113	154	100	100	200		
	**** Total Revenue**	110,543	12,854	80,100	80,100	100,200		
	*****Appropriation Total**				141,362	190,346		
	FUND BALANCE Beginning of Year				151,408	90,146	90,146	90,146
	FUND BALANCE - Projected End of Year				90,146	0	90,146	90,146

Fund 2140
Division: Non-departmental
Organization: 999900 Non-departmental

Object Code	Expenditure Classification	2011-12 Expenditure	2012-13 Expend (Dec)	2012-13 Amended (Dec)	***BUDGET*** 2013-14 Requested	2013-14 Recommend	2013-14 Approved
	Operating Expenses						
529903	Contingency	0	0	79,362	128,346		
534070	Gaston Collard Festival	2,500	2,500	2,500	2,500		
534071	Lexington County Peach Festival	2,500	2,500	2,500	5,000		
534072	SC Poultry Festival	2,500	0	2,500	2,500		
534073	Pelion Peanut Festival	2,500	0	2,500	2,500		
534074	Chapin Labor Day Festival	2,500	0	2,500	2,500		
534075	Irmo Okra Strut	2,500	0	2,500	0		
534076	Lexington Oktoberfest	2,500	0	2,500	2,500		
534077	Congaree Western Weekend	0	0	0	0		
534079	West Cola. Riverwalk Music Festival	2,500	0	2,500	2,500		
534080	Swansea Festival	0	0	0	0		
534081	Pine Ridge Festival	0	0	0	0		
534083	Riverfest - Epilepsy Foundation of SC	0	0	0	0		
	*** Total Operating**	**20,000**	**5,000**	**99,362**	**148,346**		
	**** Total Personnel & Operating**	**20,000**	**5,000**	**99,362**	**148,346**		
	Other Financing Uses						
812501	Op Trn to Community Juvenile Arbitration	42,000	21,000	42,000	42,000		
	****Total Other Financing Uses**	**42,000**	**21,000**	**42,000**	**42,000**		
	***** Total Budget Appropriation**	**62,000**	**26,000**	**141,362**	**190,346**		





County of Lexington

TEMPORARY ALCOHOL BEVERAGE LICENSE FEE
FY2013/2014

APPLICATION

1. Name of Festival: Gaston Collard & Barbeque Festival
2. Sponsoring Organization: Town of Gaston
   Mailing Address: PO Box 429, Gaston, SC 29053
3. Festival Director:
   Name Jennifer Bellotti Title Town Clerk
   Telephone 803 796 7725 Alternate Telephone
   Fax Number 803 739-5793
   Email jennifer.bellotti@gmail.com
4. Festival Website: gastonsc.org
5. Event Category (*Check One*):
   ☑ Festival: Gaston Collard & Barbeque Festival
   ☐ Other – Pursuant to State Statute Section 61-6-2010:
6. Festival Timeline *(Actual Dates of Festival)*: 10-5-12 & 10-6-12
7. Location of Festival: 131 North Carlisle St., Gaston, SC 29053
8. How many people do you expect to attend? 2,000
9. Festival Budget: **Request for funds must meet the requirements of Chapter 61, Section 61-6-2010, SC Code of Laws, 1976, as amended.**
   a. Estimated cost for this project: $ 9,900.00
   b. Amount of funds requested for this project: $ 2,500.00
   c. This request equals what percent of the total Festival Budget? 25.4 %
10. Has your festival previously received Temporary Alcohol Beverage License Fee funding?
    ☑ Yes ☐ No
    a. If yes, state year 2011, amount $ 2,500.00, source Lexington County, and purpose: Help with the cost of the festival
    b. For each award year, did you expend 100% of the Temporary Alcohol Beverage License Fee funds you received? ☑ Yes ☐ No
    c. If no, please explain:

11. Type of Organization:

Please check one:

- ☐ County Government
- ☑ Municipal
- ☐ Non-profit Organization
- ☐ Community service club, church, etc.
- ☐ Other: _____

Note: For-profit organizations are not eligible for funding.

12. Festival description - please attach a report with the following information:

a. General description of the festival and brief history of the organization
b. State the benefit that this festival will serve toward promoting tourism and the Lexington County Community
c. Total attendance to the festival versus the number of total tourists in attendance
d. Economic impact generated by tourism to the festival
e. Overall description of how the festival attracts and promotes tourists to the area and **specifically how the Temporary Alcohol Beverage License Fee funds were used to accomplish this**, i.e. brochures - $300, etc.
f. Additional comments: (See attached)

Signature of Festival Director:

Jennifer Bellotti — Name
Town Clerk — Title
Jennifer Bellotti — Signature
11-6-12 — Date

ORIGINAL APPLICATION DUE BY:
FRIDAY, JANUARY 4, 2013

Lexington County Council
212 South Lake Drive, Suite 601
Lexington, SC 29072

12a. The Gaston Collard & Barbeque Festival is held every year in the early to late Fall. This year it was held October 5 & 6, 2012. The festival consists of barbeque, collard greens, along with a variety of other food, games, rides or inflatable's, vendors and crafters from different areas and entertainment for the community. The Town of Gaston was founded in 1894. The Town was incorporated into Lexington County in 1974. Population is approximately 1800.

12b. The festival promotes tourism for the town and Lexington County. People come from miles away just to taste the collard greens and enjoy fellowship with our community.

12c. Attendance this year was approximately 2000. Over half were tourists.

12d. The tourism brings income to local businesses and possibly interest from tourist wanting to move to Gaston, which would provide more income to all businesses.

12e. The festival attracts and promotes tourists to the area with entertainment, many vendors from all areas come together. Funds from the Temporary Alcohol Beverage License Fee were used as income for advertisement, supplies and entertainment.

County of Lexington
TEMPORARY ALCOHOL BEVERAGE LICENSE FEE
FY2013/14

FUNDING SOURCES

Organization: Town of Gaston

List of Funding Sources	Actual 2011/12	Current 2012/13	Estimated 2013/14
Temporary Alcohol Beverage License Fee	$2500.00	$2500.00	$2500.00
Sponsors + Vendors	$2815.00	$2040.00	$3000.00
Gaston Pageant	$1908.77	$2312.00	$2100.00
Barbeque Plates	$2108.00	$3451.27	$3200.00
Collards Contest	$80.00	$80.00	$120.00
Auction	$1313.00	$873.50	$1000.00
	$10,724.77	$11,256.77	$11,920.00

County of Lexington
TEMPORARY ALCOHOL BEVERAGE LICENSE FEE
FY2013/14

EXPENDITURES

Organization: Town of Gaston

List of Expenditures	Actual 2011/12	Current 2012/13	Estimated 2013/14
Kirby Parade Float	300.00	300.00	300.00
Entertainment	150.00	∅	∅
T-Shirts	100.00	∅	100.00
Entertainment (Flasback)	800.00	1300.00	1300.00
Ray Hardee (Magician)	250.00	∅	250.00
KaraoKe	250.00	350.00	350.00
Ad / Banners / Picket Signs / Logo	863.00	933.56	950.00
Trophy Shop	249.90	54.57	125.00
IGA	393.12	546.26	550.00
Air Fun Rentals	3166.00	3400.00	3400.00
KD Creations	309.52	∅	∅
Crystal Crowns	178.00	∅	∅
Allens - Pageant Supplies (Tony's Trophies)	151.41	148.67	150.00
Rhinestone Jewelry	128.95	∅	∅
OBrien Restaurant Supplies / Lowes	100.47	103.27	100.00
ASCAP - Music License for Festival	100.00	100.00	100.00
USPS - Mail Flyers / Stamps	610.00	770.00	770.00
Sams Club	338.45	486.57	450.00
Print Fees for Flyers	430.00	600.00	600.00
Corbitts Meat Market	515.10	829.65	840.00
Lizards Thicket	535.00	620.60	600.00
Pageant Director, Judges, Auditor, Emcee	610.58	250.00	250.00
Barbeque Contest Winners	∅	1500.00	1500.00
	10,530.10	12,293.15	12,685.00

Town of Gaston
Statement of Activities by Fund
July 1 through November 6, 2012

	Collard Festival
Income	
4600 · Collard Festival	
4605 · Auction	873.50
4610 · Beauty Pageant	2,312.00
4620 · Contest - Anything w/ Collards	80.00
4625 · Contest - BBQ	1,950.00
4630 · Sponsors	1,260.00
4640 · Kitchen - Plates Sold	3,451.27
4650 · Vendors - Food/Crafts/Etc	780.00
Total 4600 · Collard Festival	10,706.77
Total Income	10,706.77
Expense	
6100 · Operating Expense	
6300 · Contracted Services	
6363 · Landscaping & Trash Removal	162.48
Total 6300 · Contracted Services	162.48
6851 · State Sales & Use Tax	283.15
6852 · Admissions/Theater Tax	14.38
6855 · Collard Festival Expense	
BBQ - Contest	1,554.57
Beauty Pageant Exp	795.42
Kitchen - Food for Plates	1,675.46
Parade	101.82
6855 · Collard Festival Expense - Other	7,744.66
Total 6855 · Collard Festival Expense	11,871.93
Total 6100 · Operating Expense	12,331.94
Total Expense	12,331.94
Net Income	**-1,625.17**

FOR MANAGEMENT PURPOSES ONLY

Town of Gaston
Statement of Activities by Fund
July 2011 through June 2012

	Collard Festival
Income	
4600 · Collard Festival	
4605 · Auction	1,313.00
4610 · Beauty Pageant	1,908.77
4620 · Contest - Anything w/ Collards	80.00
4625 · Contest - BBQ	900.00
4630 · Sponsors	2,000.00
4640 · Kitchen - Plates Sold	1,208.00
4650 · Vendors - Food/Crafts/Etc	815.00
4600 · Collard Festival - Other	2,500.00
Total 4600 · Collard Festival	10,724.77
Total Income	10,724.77
Expense	
6100 · Operating Expense	
6200 · Office Supplies	46.88
6202 · Postage and Delivery	610.60
6851 · State Sales & Use Tax	229.13
6852 · Admissions/Theater Tax	19.41
6855 · Collard Festival Expense	
BBQ - Contest	2,084.02
Beauty Pageant Exp	1,608.17
Kitchen - Food for Plates	1,388.39
6855 · Collard Festival Expense - Other	7,668.31
Total 6855 · Collard Festival Expense	12,748.89
6899 · Bank Service Charges	-13.00
Total 6100 · Operating Expense	13,641.91
Total Expense	13,641.91
Net Income	**-2,917.14**

FOR MANAGEMENT PURPOSES ONLY

Lexington County Peach Festival
July 4th

P.O. Box 103, Gilbert, SC 29054
www.LexingtonCountyPeachFestival.com Phone: (803) 892-5207 Fax: (803) 892-6955

JAN 2013
RECEIVED
LEXINGTON COUNTY
COUNCIL
LEXINGTON, S.C.

January 3, 2013

Ms. Diana Burnett, Clerk
Lexington County Council
212 South Lake Drive, Suite 601
Lexington, SC 29072

Dear Ms. Burnett:

Enclosed is the Lexington County Peach Festival funding request for July 4, 2013, in the amount of $5,000.

For a number of years, we have received $2,500 which we greatly appreciate. As the cost of putting on a quality festival, however, increases each year, we would appreciate being considered for the full $5,000 for 2013.

Again, we thank you for your approval of these monies in the past years and look forward to hearing from you and working with you in the future. Should you need any further information or explanation of the enclosed, please let us know.

Sincerely,

Mary C. Ellis

Mary C. Ellis
Secretary/Treasurer

County of Lexington

TEMPORARY ALCOHOL BEVERAGE LICENSE FEE
FY2013/2014

APPLICATION

1. Name of Festival: Lexington County Peach Festival, LLC
2. Sponsoring Organization: Gilbert Community Club
   Mailing Address: P. O. Box 103, Gilbert, SC 29054
3. Festival Director:
   Name Brandon L. Ashley Title Chairman, LCPF Advisory Board
   Telephone 803-608-3010 Alternate Telephone Office: 803-892-5207
   Fax Number 803-892-6955 Secretary Home- 803-657-5096
   Email lellis1@pbtcomm.net (secretary) brandonlashley@gmail.com (chairman)
4. Festival Website: lexingtoncountypeachfestival.com
5. Event Category (*Check One*):
   ☑ Festival: _____
   ☐ Other – Pursuant to State Statute Section 61-6-2010: _____
6. Festival Timeline *(Actual Dates of Festival)*: July 4, 2013
7. Location of Festival: Gilbert Community Park and surrounding areas, Gilbert, SC 29054
8. How many people do you expect to attend? 30,000
9. Festival Budget: **Request for funds must meet the requirements of Chapter 61, Section 61-6-2010, SC Code of Laws, 1976, as amended.**
   a. Estimated cost for this project: $ 59,300.00
   b. Amount of funds requested for this project: $ 5,000.00
   c. This request equals what percent of the total Festival Budget? 8.4 %
10. Has your festival previously received Temporary Alcohol Beverage License Fee funding?
    ☑Yes ☐No
    a. If yes, state year 2012, amount $ 2,500.00, source _____, and purpose: _____
    b. For each award year, did you expend 100% of the Temporary Alcohol Beverage License Fee funds you received? ☑Yes ☐No
    c. If no, please explain: _____

11. Type of Organization:

Please check one:

- ☐ County Government
- ☐ Municipal
- ☑ Non-profit Organization
- ☐ Community service club, church, etc.
- ☐ Other: _____

Note: For-profit organizations are not eligible for funding.

12. Festival description - please attach a report with the following information:

a. General description of the festival and brief history of the organization
b. State the benefit that this festival will serve toward promoting tourism and the Lexington County Community
c. Total attendance to the festival versus the number of total tourists in attendance
d. Economic impact generated by tourism to the festival
e. Overall description of how the festival attracts and promotes tourists to the area and **specifically how the Temporary Alcohol Beverage License Fee funds were used to accomplish this**, i.e. brochures - $300, etc.
f. Additional comments:

_____

_____

_____

_____

Signature of Festival Director:

Brandon L. Ashley	Chairman, Peach Festival Advisory Board
Name	Title
Brandon L. Ashley	1/2/13
Signature	Date

ORIGINAL APPLICATION DUE BY:
FRIDAY, JANUARY 4, 2013

Lexington County Council
212 South Lake Drive, Suite 601
Lexington, SC 29072

County of Lexington
TEMPORARY ALCOHOL BEVERAGE LICENSE FEE
FY2013/2014

FUNDING SOURCES

Organization: Lexington County Peach Festival

List of Funding Sources	Actual 2011/12	Current 2012/13	Estimated 2013/14
See Attached Report	$71,281.00	$55,440.00	$59,300.00
TOTALS	$71,281.00	$55,440.00	$59,300.00

County of Lexington
TEMPORARY ALCOHOL BEVERAGE LICENSE FEE
FY2013/2014

EXPENDITURES

Organization: Lexington County Peach Festival

List of Expenditures	Actual 2011/12	Current 2012/13	Estimated 2013/14
See Attached Reports	$57,596.23	$55,440.00	$59,300.00
TOTALS	$57,596.23	$55,440.00	$59,300.00

Financial Report for Lexington County Peach Festival			
Fiscal Year - January 1, 2012 - December 31, 2012			
Beginning Balance on January 1, 2011			**$ 49,084.22**
Receipts			
Sponsors	$ 28,899.00		
Printed Program (2011 ads)	$ 20,059.00		
Printed Program (2010 ads)	$ 825.00		
Fireworks	$ 850.00		
Art Contest	$ 1,300.00		
Arts and Crafts	$ 11,486.00		
Pageant	$ 5,084.00		
Grants	$ 2,500.00		
Refunds	$ 158.00		
Bound Books			
Volleyball Tournament	$ 120.00		
Total Receipts		**$ 71,281.00**	
Expenditures			
Administration	$ 5,812.35		
Secretary Salary	$ 2,007.24		
Social Security/SCESC	$ 380.76		
Postage	$ 762.00		
Equipment	$ -		
Insurance	$ 1,166.00		
Supplies	$ 787.36		
Dues	$ 80.00		
Printed Program (publication, postage)	$ 13,310.10		
Fireworks	$ 6,520.00		
Art Contest	$ 1,470.00		
Arts and Crafts	$ 1,104.62		
Pageants	$ 4,188.25		
Parade (plaques for winners/ gifts for judges)	$ 247.30		
Promotion/Photography (pictures, peaches, gifts, Internet)	$ 2,189.34		
Entertainment	$ 12,215.00		
Labor	$ 290.00		
Banquets (Pre-festival, Success, noon luncheon)	$ 6,589.73		
Construction	$ 438.28		
Donations	$ 1,638.16		
Concessions	$ -		
Rentals	$ 1,583.10		
Total Expenditures		**$ 57,596.23**	
Net income for 2012			**$ 13,684.77**
Ending Balance			**$ 62,768.99**

LEXINGTON COUNTY PEACH FESTIVAL

A. DESCRIPTION OF FESTIVAL AND HISTORY

The Festival is a one-day event consisting of a parade, a local aviation business that provides an exciting air show before the parade, a peachy recipe contest, beauty contests, many arts and crafts vendors, and a program with parade awards, peachy recipe awards, and recognition of visiting dignitaries. There is also entertainment on three stages that begins around 9:30 a.m. and continues until around 6 p.m. At that point music continues on one stage until around 10:30 p.m. when the fireworks show takes place. There is also a Peach Festival Auto Show, an Antique Tractor and Farm Equipment Show, a volleyball tournament and a Revolutionary War Camp which all draw a large crowd.

A luncheon is held in the Gilbert Primary School cafeteria immediately following the morning program. This is for invited guests and in recent years has also been a venue for honoring our soldiers and veterans. It is also when awards are presented for the Peachy Recipe Contest, the parade, and the oldest and youngest in attendance.

The Gilbert Community Club is responsible for food vending all day. Numerous booths provide peach ice cream, hot dogs, hamburgers, chicken sandwiches, barbeque sandwiches, sno-cones, peach cobbler, peach sundaes, peach tea, peach punch, peach slush, and peach-berry split (peaches and blueberries on ice cream). Barbeque chicken and pork plates are also available on the grounds.

The Festival is a family event with alcohol products not allowed on the premises. We feel that this is a very important aspect of our Festival. We have a large number of people who express appreciation for our stand on this. We also ask that our arts and crafts vendors not sell items that promote drugs, alcohol, tobacco or profanity, and they are asked to leave if they refuse to cooperate.

The Festival began in 1959 as a small community project to raise money for various community projects. The three goals were to promote the community, to promote the peach industry and to promote our county. The peach industry was huge in Gilbert in 1959 and celebrating our country's independence and our local peach industry on July 4th seemed a natural thing to do. While the peach industry in Gilbert is not as large as in 1959, the support of the festival and what it stands for is still a huge factor in this community.

Over the years the festival has grown from a small local event to a huge event drawing crowds from all over. The addition of a Web page five years ago has put the festival into a position to be recognized nationally.

B. BENEFIT FESTIVAL WILL SERVE TOWARD PROMOTING TOURISM AND THE LEXINGTON COUNTY COJMMUNITY

The Peach Festival brings in people from all over the state as well as many from out of state. The name Gilbert and Lexington County are synonymous with the Peach Festival to many

people. It is one of the largest, oldest, and best known events sponsored in the county. A large number of people come to Lexington County to attend this festival each July 4th making it a part of their Independence Day tradition.

As stated previously when we added a Web page to our promotional events, we began to get inquiries nationwide about the Festival. We also had people from several states who made the Festival a part of their travel plans for the summer. In 2010 one family from Pennsylvania planned their trip to Disney World so that they could be in Gilbert on the 3rd for the Festival. Each year we get inquiries from more and more out-of-state people.

C. FESTIVAL ATTENDANCE

The estimated attendance of the Festival is around 40,000 with approximately 25,000 of those considered tourists.

D. ECONOMIC IMPACT GENERATED BY TOURISM

We have no records to indicate actual figures for economic impact. We do know that a large number of our attendees come from out of town spending the night in neighboring towns with hotel accommodations. We also have reports from our local businesses that business booms for them that day. In addition, several restaurants in near-by towns as well as in Gilbert are swamped with visitors who enjoy a meal with them before leaving the area. Several of our local stores express to us the large numbers of people that stop in to shop; one local sandwich shop add breakfast to their menu on the day of the festival and has had great success with it. One of our local businessmen who donates food for the Festival workers on "set-up" day has stated that "July 4th is like Christmas Day for our store!"

E. DESCRIPTION OF HOW FESTIVAL ATTRACTS AND PROMOTES TOURISTS AND HOW FUNDS ARE USED

The Festival at this point attracts a large number just by our reputation acquired over the last 54 years. We have good promotion sponsored by WIS and other local TV, newspaper, and magazine articles. For several years Southern Living has done a story about the Festival and we were featured on the TODAY show in New York on July 4th of 2008! We are members of the SC Festival Association and have our Web site linked to the PRT site, WIS, the Festival Association site as well as several others.

Last year we spent a little over $12,000 on entertainment and approximately $500 to drive and maintain a float for the Festival queens that represents us in many parades. These expenses alone would more than take care of the $2,500 that we receive. In addition by adding the Web site we have had to get an internet connection for our office which is approximately $60.55 a month as well as an additional approximately $35 to maintain our domain name and site.

The receipts that were turned in showing specific bills for 2021 included $300.01 for stationery, $99.68 for envelopes to mail out our promotional program books to advertisers, $460.00 for peaches used for promotion (Governor, Commissioner of Agriculture, media, gifts for judges,

dignitaries), $1,123.10 for Port-a-Jons for the day of the Festival, $214.00 for plaques for parade winners and oldest and youngest in attendance, and $400.00 for one of the entertainers on the 4th.

F. ADDITIONAL COMMENTS

We have enjoyed a highly successful festival for 54 years and look forward to continuing this tradition into the next century. We have set up an advisory board to ensure that we are preparing leaders for the festival as years pass and our present generation who have worked with the Festival for the past 54 years are no longer able to carry out their duties.

We get many comments of appreciation from the attendees of the Festival about our "no alcohol" policy. Law enforcement also has expressed appreciation for this as it makes their job a much easier one that day.

The Festival serves as a unifying factor in our community bringing people together from all walks of life. It is also a source of pride for our community as it is the major thing that has "put Gilbert on the map" so to speak!

In 1983 along with the community club we began giving scholarships to seniors who have worked for at least 3 years with the festival, and to date have given almost 300 scholarships. Today a large number of our festival workers, committee chairmen and several of the advisory board, including the chairman, are former scholarship recipients.

We are proud of our reputation and the quality of our Festival and hope to be able to continue to promote Lexington County with a festival of integrity and class for many years to come!

Budget for Lexington County Peach Fes

Fiscal Year January 1, 2013- December 31, 2

	Administration	Programs	Fireworks	Art Contest	Arts and Crafts	Pageants	Parade	Promotion	Entertainment
2011 Anticipated Expenditures	$ 6,000.00	$ 11,500.00	$ 6,520.00	$ 880.00	$ 600.00	$ 4,500.00	$ 350.00	$ 2,500.00	$ 13,000.00
2011 Actual Expenditures	$ 5,813.30	$ 12,869.75	$ 6,537.43	$ 1,040.00	$ 878.83	$ 4,407.86	$ 529.72	$ 2,326.45	$ 13,455.00
2012 Anticipated Expenditures	$ 6,000.00	$ 12,000.00	$ 6,550.00	$ 1,040.00	$ 700.00	$ 4,500.00	$ 400.00	$ 2,500.00	$ 14,000.00
2012 Actual Expenditures	$ 5,812.35	$ 13,310.10	$ 6,520.00	$ 1,470.00	$ 1,104.62	$ 4,188.25	$ 247.30	$ 2,189.34	$ 12,215.00
2013 Anticipated Expenditures	$ 6,100.00	$ 13,600.00	$ 6,550.00	$ 1,500.00	$ 1,200.00	$ 4,550.00	$ 400.00	$ 2,500.00	$ 13,000.00
2013 Actual Expenditures									

	Sponsors	Programs	Fireworks	Art Contest	Arts and Crafts	Pageants	Grants	Refunds	Bound Books (pr
2011 Anticipated Receipts	$ 11,100.00	$ 19,000.00	$ 3,100.00	$ 1,000.00	$ 10,000.00	$ 6,350.00	$ 2,500.00		
2011 Actual Receipts	$ 26,329.00	$ 18,884.00	$ 905.00	$ 1,040.00	$ 11,211.40	$ 7,605.00	$ 2,500.00	$ 16,363.57	$ -
2012 Anticipated Receipts	$ 14,100.00	$ 19,000.00	$ 1,000.00	$ 1,040.00	$ 10,000.00	$ 7,800.00	$ 2,500.00		
2012 Actual Receipts	$ 28,899.00	$ 20,884.00	$ 850.00	$ 1,300.00	$ 11,486.00	$ 5,084.00	$ 2,500.00	$ 158.00	
2013 Anticipated Receipts	$ 20,000.00	$ 19,000.00	$ 800.00	$ 1,300.00	$ 10,000.00	$ 5,500.00	$ 2,500.00		
2013 Actual Receipts									

tival

013

Banquets	**Construction**	**Donations**	**Rentals**	**Labor**	**Concessions**		**Totals**
$ 5,000.00	$ 200.00	$ 500.00	$ 1,400.00	$ 100.00	$ -		$ 53,050.00
$ 6,396.98	$ 254.96	$ 5,594.95	$ 1,357.10	$ 110.00	$ 16,313.77		$ 77,886.10
							$ -
$ 5,000.00	$ 200.00	$ 1,000.00	$ 1,400.00	$ 150.00			$ 55,440.00
$ 6,589.73	$ 438.28	$ 1,638.16	$ 1,583.10	$ 290.00	$ -		$ 57,596.23
							$ -
$ 7,000.00	$ 400.00	$ 600.00	$ 1,600.00	$ 300.00			$ 59,300.00
VolleyBall							
							$ 53,050.00
$180							$ 85,017.97
							$ -
							$ 55,440.00
$ 120.00							$ 71,281.00
							$ -
200							$ 59,300.00

Reset Form | Save A Copy | Print Form

County of Lexington
TEMPORARY ALCOHOL BEVERAGE LICENSE FEE
FINAL REPORT
FY 2012/13

I. FESTIVAL INFORMATION:
Organization Name: Lexington County Peach Festival, LLC

Festival Name: Lexington County Peach Festival

Contact Name: Mary C. Ellis, Secretary/treasurer Phone: 657-5096

II. FESTIVAL COMPLETION:
Were you able to complete the festival as stated in your original application?
If no, state any problems you encountered:
Yes. The festival was held as stated in the original application.

III. FESTIVAL SUCCESS:
Please share any additional comments regarding the festival (e.g., lessons learned, successes, problems encountered, etc.):
The festival was again a great success. We had a great crowd. Our Web page continues to increase the number of people we can reach and we are seeing an increased attendance from out of town.

IV. FESTIVAL ATTENDANCE:
Record numbers in table below as requested by the Tourism Expenditure Review Committee. Numbers are to reflect attendance and funds received for festivals for current and previous year.

	2012/13 Current Year	2011/12 Previous Year
Total Budget of Festival	$55,440.00	$53,050.00
Amount Funded by the Temporary Alcohol Beverage License Fee	$2,500.00	$2,500.00
Amount Funded by the Temporary Alcohol Beverage License Fee from all Sources	$0.00	$0.00
Total Attendance	40,000	40,000
Total Tourists*	25,000	25,000

*Tourists are generally defined as those who travel 50 miles or more to attend.

V. METHODS:
Please describe the methods used to capture the attendance data listed above (license plates, surveys, etc.):
registration, informal suerveys, law enforcement, media

VI. FESTIVAL BUDGET:
Attach a report indicating what festival expenses were paid for using Temporary Alcohol Beverage License Fee for the fiscal year.

VII. ORGANIZATION SIGNATURE:
Provide signature of official with the organization verifying accuracy of above statements.

Brandon L. Ashley
Name

Chairman, Peach Festival Advisory Board
Title

Brandon L. Ashley
Signature

1/2/13
Date

Receipts for Tax Accommodations Grant 2012		
Company	**Product**	**Amount**
Pine Press Printing	stationery/envelopes	$ 300.01
Pine Press Printing	envelopes for mailing program books to advertisers	$ 99.68
Wayne P. "Buddy" Taylor Farms	Peaches for promotion	$ 460.00
E & D Enterprises	Port-a-Jons for July 4	$ 1,123.10
MoonTree Enterprises	Plaques for parade, oldest,youngest	$ 214.00
Bailey Slice and CB Dangerous	Entertainment on the 4th	$ 400.00
		$ 2,596.79

Lexington County Peach Festival Board Members

Brandon Ashley
Chairman, Peach Festival Advisory Board
110 Deer Park Ridge
Gilbert, SC 29054

Tammy Harman
President, Gilbert Community Club
130 Cotton Branch Road
Leesville, SC 29070

Justin Watts
Vice-President, Gilbert Community Club
110 Highland Avenue
Gilbert, SC 29054

Nancy Harmon
Secretary, Gilbert Community Club
402 Main Street
Gilbert, SC 29054

Cyndee Crout
Treasurer, Gilbert Community Club
220 Crout Pond Way
Gilbert, SC 29054

Robin McCartha
503 Semm Sease Road
Gilbert, SC 29054

Amanda Barefoot
1779 Pond Branch Road
Gilbert, SC 29054

Anthony Smith
535 Isaiah Hall Road
Gilbert, SC 29054

Milton Caughman
1925 Ray Price Road
Leesville, SC 29070

Mary Ellis
Festival Secretary/Treasurer
204 Lin Bren Drive
Leesville, SC 29070

County of Lexington

TEMPORARY ALCOHOL BEVERAGE LICENSE FEE
FY2013/2014



APPLICATION

1. Name of Festival: South Carolina Poultry Festival
2. Sponsoring Organization: Leesville Merchants Assoc.
   Mailing Address: P.O. Box 4067, Leesville, S.C. 29070
3. Festival Director: Brent Shealy
   Name ~~Randy Taylor~~ DaPhyne Ridgell Title Co-Chairs
   Telephone 803-532-9273 Alternate Telephone 803-429-5198
   Fax Number 803-332-1940
   Email bshealy@economyfurn.com
4. Festival Website: scpoultryfestival.com
5. Event Category (*Check One*):
   ☒ Festival: _____
   ☐ Other – Pursuant to State Statute Section 61-6-2010: _____
6. Festival Timeline *(Actual Dates of Festival)*: 5/10 + 5/11 2013
7. Location of Festival: Leesville Business District
8. How many people do you expect to attend? 20,000
9. Festival Budget: **Request for funds must meet the requirements of Chapter 61, Section 61-6-2010, SC Code of Laws, 1976, as amended.**
   a. Estimated cost for this project: $ 100,000
   b. Amount of funds requested for this project: $ 2500
   c. This request equals what percent of the total Festival Budget? 2.5 %
10. Has your festival previously received Temporary Alcohol Beverage License Fee funding?
    ☒Yes ☐No
    a. If yes, state year 2012, amount $ 2500, source Lexington Cty., and purpose: Advertising, Publicity + Festival Booklet
    b. For each award year, did you expend 100% of the Temporary Alcohol Beverage License Fee funds you received? ☒Yes ☐No
    c. If no, please explain: _____

11. Type of Organization:

Please check one:

- ☐ County Government
- ☐ Municipal
- ☒ Non-profit Organization
- ☐ Community service club, church, etc.
- ☐ Other: _____

Note: For-profit organizations are not eligible for funding.

12. Festival description - please attach a report with the following information:

See attached

a. General description of the festival and brief history of the organization
b. State the benefit that this festival will serve toward promoting tourism and the Lexington County Community
c. Total attendance to the festival versus the number of total tourists in attendance
d. Economic impact generated by tourism to the festival
e. Overall description of how the festival attracts and promotes tourists to the area and **specifically how the Temporary Alcohol Beverage License Fee funds were used to accomplish this**, i.e. brochures - $300, etc.
f. Additional comments: _____

Signature of Festival Director:

Name: Daphyne Ridgell	Title: Co-Chair
Signature: Daphyne Ridgell	Date: 12-18-12

ORIGINAL APPLICATION DUE BY:
FRIDAY, JANUARY 4, 2013

Lexington County Council
212 South Lake Drive, Suite 601
Lexington, SC 29072

South Carolina Poultry Festival
Festival Applicants for Temporary Alcohol Beverage License Fee Fund
FY2011/13 Funding Year

Application Question #12

A. The South Carolina Poultry Festival was started in 1987 as a way to promote the community of Batesburg-Leesville and the poultry industry which is so important to the Batesburg-Leesville area. It was founded by the Leesville Merchants Association which was founded some years earlier as a way to promote the town of Leesville (now the Leesville Business District).

   The festival now involves three days of crafts, food, amusement rides, a parade, live entertainment on several stages, contests, a road race, a volleyball tournament, coloring contests, a large fireworks display, and other fun activities and exhibits. It is held the second Saturday of each May along with the two days preceding that Saturday.

B. The festival brings a large crowd to Batesburg-Leesville including in-state and out-of-state residents. Many people make the festival an annual trip to Batesburg-Leesville to enjoy festivities and reunite with family and friends. It is a wholesome demonstration of community involvement and pride in our community, county, and state.
C. Total attendance of the festival is anticipated to be in the 80,000 range with 15,000 of those people attending from outside of Lexington County.
D. Economic impact of the festival is projected at $200,000-$300,000 per year.
E. The festival attracts tourists to the area because of the many attractions as mentioned in item #A above. People want to come and participate in a fun day. The license fee funds have been used to purchase billboard space and radio advertising. The festival typically spends $2500 to $3500 each year on advertising and publicity.

County of Lexington
TEMPORARY ALCOHOL BEVERAGE LICENSE FEE
FY2013/14

FUNDING SOURCES

Organization: South Carolina Poultry Festival

List of Funding Sources	Actual 2011/12	Current 2012/13	Estimated 2013/14
Events	37077	37819	33590
Vendors	30421	31029	30400
Sponsorships	17000	16660	17000
Advertising	15013	15660	16500
Interest	6	10	10
Donations	25	-	-
Grants	2500	2500	2500
Totals	102,042	103678	100,000

County of Lexington
TEMPORARY ALCOHOL BEVERAGE LICENSE FEE
FY2013/14

EXPENDITURES

Organization: South Carolina Poultry Festival

List of Expenditures	Actual 2011/12	Current 2012/13	Estimated 2013/14
Advertising	7202	7310	7000
Events	75038	76164	65000
Sponsorships	112	126	100
Bank	50	50	50
Miscellaneous	2056	1996	1750
Contributions	6008	5200	5000
Equipment	1066	1020	1000
Maintenance	815	795	800
Insurance	2484	2500	2600
Licenses	200	200	200
Office Supplies/Printing	7811	7928	7900
Phone	100	100	100
Rentals	970	1000	1000
Scholarships	2850	2500	2500
Utilities	450	476	500
Professional	4235	4350	4500
Totals	111447	111715	100000

County of Lexington
TEMPORARY ALCOHOL BEVERAGE LICENSE FEE
FINAL REPORT
FY 2012/13

I. FESTIVAL INFORMATION:

Organization Name: Leesville Merchants Assn.

Festival Name: S.C. Poultry Festival

Contact Name: Brent Shealy Phone: 803-532-9273

II. FESTIVAL COMPLETION:

Were you able to complete the festival as stated in your original application?
If no, state any problems you encountered: Yes

III. FESTIVAL SUCCESS:

Please share any additional comments regarding the festival (e.g., lessons learned, successes, problems encountered, etc.): for 2012 attendance was good and festival was a success.

IV. FESTIVAL ATTENDANCE:

Record numbers in table below as requested by the Tourism Expenditure Review Committee. Numbers are to reflect attendance and funds received for festivals for current and previous year.

	2012/13 Current Year	2011/12 Previous Year
Total Budget of Festival	100,000	100,000
Amount Funded by the Temporary Alcohol Beverage License Fee	2,500	2,500
Amount Funded by the Temporary Alcohol Beverage License Fee from all Sources	2,500	2,500
Total Attendance	75000-80000	75000-80000
Total Tourists*	15000	15000

*Tourists are generally defined as those who travel 50 miles or more to attend.

V. METHODS:

Please describe the methods used to capture the attendance data listed above (license plates, surveys, etc.): Traffic recods, Parade count, + estimates from past

VI. FESTIVAL BUDGET:

Attach a report indicating what festival expenses were paid for using Temporary Alcohol Beverage License Fee for the fiscal year.

VII. ORGANIZATION SIGNATURE:

Provide signature of official with the organization verifying accuracy of above statements.

Daphyne Ridgell — Name

Co-Chair — Title

Daphyne Ridgell — Signature

12-26-12 — Date



January 4, 2013

Lexington County Council
Diana Burnett – Clerk to Council
Judy Busbee

We so appreciate your help in assisting us each year with the application process.
We respectfully request again to be considered for TABLF Funds for the 2013 32nd Annual SC Pelion Peanut Party. This enables us to launch an advertising campaign to draw visitors to Lexington County. Even though it rained both days during this past event, we had visitors staying in local hotels and eating in local restaurants, due to the mailings we include our brochure which promotes local usage.

Again, thank you for your valued assistance during this process.

Respectfully,

Susan Enlow
Shirley Sprenne
SC Pelion peanut Party Co-Coordinators

Enclosures – info for permanent file

County of Lexington

TEMPORARY ALCOHOL BEVERAGE LICENSE FEE
FY2013/2014

APPLICATION

JAN 2013
RECEIVED
LEXINGTON COUNTY
COUNCIL
LEXINGTON, S.C.

1. Name of Festival: South Carlina Pelion Peanut Party
2. Sponsoring Organization: South Carolina Pelion Peanut Party
   Mailing Address: PO Box 386 Pelion SC 29123
3. Festival Director:
   Name S. Enlow & S. Sprenne Title Co-Coordinators
   Telephone 803 606-9522 Alternate Telephone 803 785-3272
   Fax Number 803 520-4408 or 803 785-7651
   Email susanenlow1@gmail.com or ssprenne@lex.lib.sc.us
4. Festival Website: www.scpeanutparty.com
5. Event Category (*Check One*):
   ☑ Festival: SC Pelion Peanut Party
   ☐ Other – Pursuant to State Statute Section 61-6-2010: _____
6. Festival Timeline *(Actual Dates of Festival)*: AUG. 9 and 10, 2013
7. Location of Festival: Pelion Community Center 951 Pine Street Pelion SC 29123
8. How many people do you expect to attend? 10,000
9. Festival Budget: **Request for funds must meet the requirements of Chapter 61, Section 61-6-2010, SC Code of Laws, 1976, as amended.**
   a. Estimated cost for this project: $ 3,500.00
   b. Amount of funds requested for this project: $ 2,500.00
   c. This request equals what percent of the total Festival Budget? 71.43 %
10. Has your festival previously received Temporary Alcohol Beverage License Fee funding?
    ☑Yes ☐No
    a. If yes, state year 2012, amount $ 2,500.00, source Lex. County TABLC, and purpose: advertising the Peanut Party
    b. For each award year, did you expend 100% of the Temporary Alcohol Beverage License Fee funds you received? ☑Yes ☐No
    c. If no, please explain: _____

11. Type of Organization:

Please check one:

- ☐ County Government
- ☐ Municipal
- ☑ Non-profit Organization
- ☐ Community service club, church, etc.
- ☐ Other:_____

Note: For-profit organizations are not eligible for funding.

12. Festival description - please attach a report with the following information:

a. General description of the festival and brief history of the organization
b. State the benefit that this festival will serve toward promoting tourism and the Lexington County Community
c. Total attendance to the festival versus the number of total tourists in attendance
d. Economic impact generated by tourism to the festival
e. Overall description of how the festival attracts and promotes tourists to the area and **specifically how the Temporary Alcohol Beverage License Fee funds were used to accomplish this**, i.e. brochures - $300, etc.
f. Additional comments:

See Attached sheets

Signature of Festival Director:

Susan Enlow and Shirley Sprenne	Co-Coordinators SC Pelion Peanut Party
Name	Title
Susan Enlow Shirley Sprenne	1-4-2013
Signature	Date

ORIGINAL APPLICATION DUE BY:
FRIDAY, JANUARY 4, 2013

Lexington County Council
212 South Lake Drive, Suite 601
Lexington, SC 29072

12. Festival description - please attach a report with the following information:

a. General description of the festival and brief history of the organization

We celebrate our 32nd SC Pelion Peanut Party this year on August 9 and 10, 2013. Our community is honored each year to bring to Lexington County and the state The South Carolina Peanut Princess Pageant each July to kick off the Peanut Party. Our parade is enjoyed by the hundreds of people lining the streets to see the Grand Marshall, State and local politicians, the Peanut Princesses, the PHS Band and the 282nd Army Band from Fort Jackson, *Peanutty* entries, and lots of tractors and antiques. We are pleased to be working with Lexington County's Palmetto Amusements for the past 10 years, bringing quality rides to our event. This annual event is enjoyed by local townsfolk, as well as those from the surrounding Lexington County in a 50 mile radius. They look forward to it as entertainment for their families – alcohol free, music, fabulous festival food, parade, amusements, crafts, special exhibits and contests. County residents have come to trust that we provide a safe & secure place to relax and enjoy the festivities and the peanuts. The Peanut Party is held on the Pelion Community Center grounds at 951 Pine Street in Pelion. The Steering committee involves our local business leaders, local Pelion Police, and community organizations to help make this event happen. We salute our partners: the Ruritan's, Pelion Woman's Club, Pelion Community Center, Friends of the Pelion Branch Library, all 4 schools, and the PHS Athletic Program. The Peanut Party continues to monetarily support community needs such as high school scholarships, community center and grounds enhancements, and the public library, the Annual Christmas Tree for Children, the PHS Orchestra, and catastrophic events that befall our community.

b. State the benefit that this festival will serve toward promoting tourism and the Lexington County Community:

The SC Pelion peanut Party also exposes the Pelion area to tourists as a wholesome and friendly community in terms of peripheral spending. Businesses – retail and accommodation – within a 50-mile radius reap the benefits of increased tourist traffic. We encourage these businesses to support the SCPPP by making donations which we then, in turn, advertise for them in our literature, signage, and during TV, Radio, and newspaper interviews with the media. With the Town of Lexington, our county seat, being 20 miles from Pelion we have the opportunity to refer our participants to use the hotel accommodations and restaurants in the Town. We encourage festival guests to visit the local museums and peanut farmers, as well as two SC PPP sponsors – Jackson Bros Farms and WP Rawls packing plant in Pelion. Our entertainment includes a variety of southern bands originating in counties other than Lexington County which increases out of county tourists. Crafters come from all over the southeast to sell their products in our arts & crafts show. We also promote the SCPPP with annual t-shirts. This past year our shirts were sponsored by many local farming organizations, including the PHS FFA chapter and BuyCertifiedSC. Tourists grab these up ensuring promotion all year long.

In 2006 the South Carolina Legislature inadvertently helped us out in a major way. Boiled Peanuts are such an important part of South Carolina culture that they were designated as our official state snack:

The General Assembly finds that boiled peanuts are a delicious and popular snack food that are found both in stores and roadside stands across the State, and this unique snack food is defined as peanuts that are immersed in boiling water for at least one hour while still in the shell. The General Assembly further finds that this truly Southern delicacy is worthy of designation as the official state snack food. (Act 270)

c. Total attendance to the festival versus the number of total tourists in attendance:
The 2012 SC PPP had approximately 8000 attendees with an estimated 500 tourists. These numbers were down from projected attendance due to rain on both dates. Since we have an open venue with no point of established entry, we use the following methods to track tourists and attendees:

Crowd estimates from Lexington County Law Enforcement and Pelion Police Department
Registration cards from exhibitor and craft booths
Booth set up to record attendees zip-codes
Count from Palmetto Amusements ride ticket sales
Point of entry #'s from SC Princess Pageant and "Peanuts Your Way" venue
Peanut Butter & Jelly Sandwich eating contest/ Car show/ Pet show crowds
Food Vendor sales
Reception for Grand Marshall & guests
Website hits, telephone inquires

d. Economic impact generated by tourism to the festival
As stated in Section B, we continue to recommend Lexington County to our overnight vendors, exhibitors, crafters, car show and entertainment participants to use hotels, restaurants, retail merchants, and gas stations, thereby increasing the opportunity for them to spend their dollars in our county and at our Peanut Party. Accommodation brochures are provided in all vendor and crafter application packets as a convenience. The program book/brochure is made available to tourists visiting the SC Welcome Centers and to merchants in Orangeburg, Aiken, Saluda, Richland, Newberry, and Lexington counties. We have contracted with Palmetto Amusements for the many years. This is a Lexington County business and member of the SC Festival and Events Association, as is the SC PPP. Palmetto Amusements has the same ideals as we do – promoting a family oriented entertainment in a safe and secure environment. We strive to provide entertainment that targets tourists of all ages, race, and denominations with a variety of events and music. Events such as our frozen t-shirt contest, dog show, car show, cooking contest, peanut butter & jelly sandwich eating contest, and the SC Princess Pageant. Our musical entertainment is varied to include gospel, local bands, widely known bands, and musicians from outside our 50 mile radius of Pelion. These bands advertize for us on their websites and at their concerts throughout the summer months prior to our event. It should be noted that this is one of the few remaining alcohol-free festivals in the state which we are sure has an economic impact on our revenue. Good and bad. Due to the socio-economic demographics of our area, we have to provide lower ticket prices for events and food and offer more free activities with our focus on making this a family friendly event. Attracting tourists and making sure we can fund the next year's Peanut Party are our uppermost goals.

e. Overall description of how the festival attracts and promotes tourists to the area and specifically how the Temporary Alcohol Beverage License Fee funds were used to accomplish this, i.e. brochures:

The SC Pelion Peanut Party strives to make our event as visible as financially possible. The Peanut Party Steering Committee evaluates the previous year's advertising successes and failures to develop the current year's advertising campaign. We produced flyers and a tri-fold brochure ($267.50) for 2012. We did not have a program book because it was too expense (with no revenue in return). We distributed our flyers and brochure around Lexington County within a 50 mile radius of Pelion, at the SC Welcome Centers, and at other highly visible tourist attractions. We advertised in the Lexington Chronicle ($900.00) during July and August, highlighting individual events, and had coverage in the State Newspaper. We also had coverage from radio PSA's covering a 2 week schedule of promotional ads and a live interview (Doug Enlow 94.3 Carolina Country and 98.5 Oldies & Gary Posik WTGH 620AM done at no charge to Peanut Party with a value equaling $500.00). Our event schedule was posted at the local TV stations that provide "community bulletin boards". Our website is maintained to promote special events, contact information, and directions. This is also how we inform potential vendors, exhibitors, contestants, parade participants, and crafters of our procedures for participation in the Peanut Party. We partnered with BuyCertifiedSC to promote the Peanut Party with sponsored t-shirts. Organizations who helped were the PHS FFA, Walter P. Rawls & Sons, Inc, Jackson Brothers Farms, LLC, Shumpert's IGA, and Rucker Farms. The costs were high($900.00), but the visibility was priceless. We also tried something creative in advertising – we sold GNAT Bats (fans) with our logo and sponsors names on the back. This effort was very successful.

Unfortunately, we cannot control the weather, and this year was our first 2 day washout in 31 years. The impact of the rain affected attendance, limited participation in special events, and of course kids were disappointed because the amusement rides could not run. However, many participants took advantage of local hotels and restaurants from our brochures sent to all participants, i.e. vendors, crafters, entertainment, exhibitors, etc.

2012's advertising expenditures were 4104.48, which included ($167.50) for web maintenance.

f. Additional Comments:

The support we have received from the County of Lexington TABL fee continues to be an important component of the success of the SC PPP.

Your support enables us to promote a safe and secure venue for South Carolina tourists. Our concern for the safety of our attendees is uppermost in importance. This is why we continue to add additional lighting, reinforcing the entertainment stages, make available handicapped spaces for parking, and comfort improvements such as more tents, seating, water misters, and picnic tables. . We continue to make improvements to the event site and to the Pelion Community Center building. This past year we also upgraded the air conditioning units in the building. Even though it continues

to make a sizeable dent in our budget, the results have enabled more community use of the building and grounds, i.e., weddings, receptions, birthdays, Saturday yard sales, FFA Tractor show, the Annual Christmas Parade and Tree Lighting, Easter events, and seasonal craft bazaars.

Our security provided by the Pelion Police Department and Lexington County Resident Deputies was high, the incidences of misdemeanors – alcohol, theft, and drugs was minimal.

It is with continued pride that we are able to support our youth with school and community scholarships and the Pelion Christmas Tree for Children, an annual event to support children in our community who might not have a Christmas otherwise.

We set some goals for the coming years. These include (#1) finding a webmaster to upgrade our website and make it appealing as well as functional. We also need to (#2) define better ways of tracking the tourists and attendees. This year we tried to have (#3) more events to attract more people. These were onboard to be good attractions, but the weather did not cooperate, thus attendance was down. Our parade was definitely affected, it started out just fine, and five minutes later, it poured down rain. Everyone scattered, including the 282nd Army Band. Our Salute to Education Grand Marshall's were soaked.

County of Lexington
TEMPORARY ALCOHOL BEVERAGE LICENSE FEE
FY2013/2014

FUNDING SOURCES

Organization: South Carolina Pelion Peanut Party

List of Funding Sources	Actual 2011/12	Current 2012/13	Estimated 2013/14
Lexington County TABLF	$2,500.00	$2,500.00	$3,500.00
TOTALS	$2,500.00	$2,500.00	$3,500.00

County of Lexington
TEMPORARY ALCOHOL BEVERAGE LICENSE FEE
FY2013/2014

EXPENDITURES

Organization: South Carolina Pelion Peanut Party

List of Expenditures	Actual 2011/12	Current 2012/13	Estimated 2013/14
Advertising: used Lexington County TABLF funds	$4,100.01	$4,104.48	$3,500.00
TOTALS	$4,100.01	$4,104.48	$3,500.00

Reset Form | Save A Copy | Print Form

County of Lexington
TEMPORARY ALCOHOL BEVERAGE LICENSE FEE
FINAL REPORT
FY 2012/13

I. FESTIVAL INFORMATION:

Organization Name: South Carolina Pelion Peanut Party

Festival Name: South Carolina Pelion Peanut Party

Contact Name: Susan Enlow Phone: 803 606-9522

II. FESTIVAL COMPLETION:

Were you able to complete the festival as stated in your original application?

If no, state any problems you encountered:

Although only one event was cancelled due to rain, most of the events were shortened due to rain. We celebrated a salute to education, honoring PHS Principal, Jean Haggard, in the parade and reception.

III. FESTIVAL SUCCESS:

Please share any additional comments regarding the festival (e.g., lessons learned, successes, problems encountered, etc.):

We had more tents, added a dog show, frozen t-shirt contest, a car show, and the Salute to Education which helped bring more families. No security issues. Need web master. Ran out of peanuts!

IV. FESTIVAL ATTENDANCE:

Record numbers in table below as requested by the Tourism Expenditure Review Committee. Numbers are to reflect attendance and funds received for festivals for current and previous year.

	2012/13 Current Year	2011/12 Previous Year
Total Budget of Festival	$18,535.34	$23,046.18
Amount Funded by the Temporary Alcohol Beverage License Fee	$2,500.00	$2,500.00
Amount Funded by the Temporary Alcohol Beverage License Fee from all Sources	$2,500.00	$2,500.00
Total Attendance	8,000	15,000
Total Tourists*	500	1,200

*Tourists are generally defined as those who travel 50 miles or more to attend.

V. METHODS:

Please describe the methods used to capture the attendance data listed above (license plates, surveys, etc.):

#'s are estimated: law, amusement sales, exhibitors, food vendor sales, surveys, outofcounty inquiries

VI. FESTIVAL BUDGET:

Attach a report indicating what festival expenses were paid for using Temporary Alcohol Beverage License Fee for the fiscal year.

VII. ORGANIZATION SIGNATURE:

Provide signature of official with the organization verifying accuracy of above statements.

Susan Enlow and Shirley Sprenne
Name

Susan Enlow
Signature

CO-Coordinators SC Pelion Peanut Party
Title

1-4-13
Date

County of Lexington
TEMPORARY ALCOHOL BEVERAGE LICENSE FEE
FY2013/2014

APPLICATION

1. Name of Festival: CHAPIN LABOR DAY FESTIVAL
2. Sponsoring Organization: TOWN OF CHAPIN
   Mailing Address: P.O. Box 183, CHAPIN, SC 29036
3. Festival Director:
   Name STAN SHEALY Title MAYOR
   Telephone 803-345-2444 Alternate Telephone 803-345-1873
   Fax Number 803-345-0427
   Email MAYOR@CHAPINSC.COM
4. Festival Website: WWW.CHAPINSC.COM
5. Event Category (*Check One*):
   ☑ Festival: _____
   ☐ Other – Pursuant to State Statute Section 61-6-2010: _____
6. Festival Timeline *(Actual Dates of Festival)*: ~~September~~ AUGUST 31-SEPT. 2
7. Location of Festival: BEAUFORT + CLARK STREETS
8. How many people do you expect to attend? 20,000
9. Festival Budget: **Request for funds must meet the requirements of Chapter 61, Section 61-6-2010, SC Code of Laws, 1976, as amended.**
   a. Estimated cost for this project: $ 15000.00
   b. Amount of funds requested for this project: $ 2500.00
   c. This request equals what percent of the total Festival Budget? 17 %
10. Has your festival previously received Temporary Alcohol Beverage License Fee funding?
    ☑ Yes ☐ No
    a. If yes, state year 2012, amount $ 2500.00, source LEXINGTON COUNTY, and purpose: ADVERTISING FOR FESTIVAL
    b. For each award year, did you expend 100% of the Temporary Alcohol Beverage License Fee funds you received? ☑ Yes ☐ No
    c. If no, please explain: _____

11. Type of Organization:

Please check one:

- ☐ County Government
- ☑ Municipal
- ☐ Non-profit Organization
- ☐ Community service club, church, etc.
- ☐ Other: _____

Note: For-profit organizations are not eligible for funding.

12. Festival description - please attach a report with the following information:

a. General description of the festival and brief history of the organization
b. State the benefit that this festival will serve toward promoting tourism and the Lexington County Community
c. Total attendance to the festival versus the number of total tourists in attendance
d. Economic impact generated by tourism to the festival
e. Overall description of how the festival attracts and promotes tourists to the area and **specifically how the Temporary Alcohol Beverage License Fee funds were used to accomplish this**, i.e. brochures - $300, etc.
f. Additional comments: FOR MORE THAN A QUARTER CENTURY The Chapin LABOR DAY FESTIVAL HAS SHOWCASED "The CAPITAL OF LAKE MURRAY" as a great place to visit, live, work and play. Visitors from far and wide enjoy a small town celebration in a unique setting. TAB license fee funds used for advertising promotion + related expenses.

Signature of Festival Director:

STANLEY E. SHEALY	MAYOR
Name	Title
Stanley E Sheal	12-27-2012
Signature	Date

ORIGINAL APPLICATION DUE BY:
FRIDAY, JANUARY 4, 2013

Lexington County Council
212 South Lake Drive, Suite 601
Lexington, SC 29072

County of Lexington
TEMPORARY ALCOHOL BEVERAGE LICENSE FEE
FY2013/14

FUNDING SOURCES

Organization: _____

List of Funding Sources	Actual 2011/12	Current 2012/13	Estimated 2013/14
Lexington County ATAX Fund	2500	2500	2500
(Funds on Hand, Carried over)	19549.03	19584.62	19400.00
Program Advertisers	5700.00	4725.00	5700.00
CARNIVAL Fee	150.00	100.00	100.00
Entertainment Fees	305.00	300.00	300.00
PARADE FEES	575.00	510.00	550.00
VENDORS	2585.00	1135.00	2.000.00

County of Lexington
TEMPORARY ALCOHOL BEVERAGE LICENSE FEE
FY2013/14

EXPENDITURES

Organization:_____

List of Expenditures	Actual 2011/12	Current 2012/13	Estimated 2013/14
Advertising / Promotion	~~32365~~ FINANCIAL STATEMENT ATTACHED	FINANCIAL STATEMENT ATTACHED	5000.00
Custodial			2059.00
Facilities			5000.00
Postage - Supplies			250.00
ENTERTAINMENT / Awards			1500.00
PARKING / PARADE			500.00
MISC			691.00

CHAPIN LABOR DAY FESTIVAL
INCOME/EXPENDITURES
CALENDAR YEAR 2012

Balance Forward (December 31, 2011)	$19,584.62
Deposit: Lex. Co. Alcohol Bev. Fund for 2012 (January 20, 2012)	2,500.00
Advertising for Program Book	4,725.00
Vendor Fees	1,135.00
Carnival Fee	100.00
Chapin Idol Entry Fees	300.00
Parade Entry Fees	510.00
Interest	3.12
TOTAL INCOME	$ 28,857.74

Expenditures:

8/19/2012 Bonnie Cramer (Design/layout program)	500.00
9/05.2012 Another Printer (Program Book)	1,932.54
9/03/2012 Samiko (Staff Shirts)	150.00
9/02/2012 Chapin Idol Awards	575.00
9/05/2012 Idol Trophies	44.94
9/3/2012 Mike Daly (Sound System) (DJ SockHop)	1,200.00
9/2/2012 Kimi Daly (Chapin Idol Producer)	400.00
9/1/2012 George Mirabal (Video Promotion)	300.00
9/6/2012 Val Zaba (Sock Hop Expenses)	117.64
8/20/2012 Vicki Azarigian (Postage)	22.50
9/5/2012 BSA 870 (Cleanup of Parade Staging Area)	283.00
9/5/2015 Chapin Lions Club (Parking assistance)	200.00
10/5//2012 Chapin Times (Advertising)	987.50
9/7/2012 Zesto (Meals for Law Enforcement0	62.50
9/5/2012 Chapin Band Boosters (Parade Assistance)	275.00
9/25/2012 Thompson Services (Portable toilets)	1,284.00
9/5/2012 American Legion Post 193 (Cleanup streets)	500.00
9/29/2012 Newberry Car Buffs (Publicity for Car Show)	200.00
9/4/2012 Rentzall of Chapin (Tent and Chairs)	2,203.99
2/25/2012 Irmo Trophy (chapin Idol Trophies)	21.40
10/11/2012 William Chick (Trophies)	210.79
9/25/2012 Palmetto Graphix (signs)	156.22
9/5/2012 Ken King (Electric Maintenance Beaufort St)	104.34

TOTAL EXPENDITURES	$11.,731.36

CHAPIN LABOR DAY FESTIVAL
INCOME/EXPENDITURES
CALENDAR YEAR 2011

Balance Forward (December 31, 2010)		$19,549.03
Deposit: Lex. Co. Alcohol Bev. Fund for 2011 (March12,2011)		2,500.00
Advertising for Program Book		5,700.00
Vendor Fees		2,585.00
Carnival Fee		150.00
Chapin Idol Entry Fees		305.00
Parade Entry Fees		750.00
Interest		3.12
TOTAL INCOME		$ 31,542.15
Expenditures:		
8/29/2011	Bonnie Cramer (Design/layout program)	500.00
9/1/2011	Lexington Printing (Program Book)	1,967.73
9/11/2011	Samiko (Staff Shirts)	123.37
9/05/2011	Chapin Idol Awards	550.00
9/1/2011	Lexington Publishing (Chronicle Advertising)	236.25
9/1/2011	Mike Daly (Sound System)	800.00
9/1/2011	Kimi Daly (Chapin Idol Producer)	400.00
9/1/2011	Courtney Dennis	100.00
9/6/2011	Val Zaba (Publicity Expenses (video)	117.42
9/6/2011	Vicki Azarigian (Postage)	88.00
9/7/2011	BSA 870 (Cleanup of Parade Staging Area)	289.50
9/11/2011	Chapin Lions Club (Parking assistance)	200.00
9/14/2011	Chapin Times (Advertising)	987.50
9/15/2011	Zesto (Meals for Law Enforcement0	80.53
9/15;2011	Chapin Band Boosters (Parade Assistance)	275.00
9/09/2011	Thompson Services (Portable toilets)	1,284.00
9/19.2011	American Legion Post 193 (Cleanup streets)	500.00
9/29/2011	Newberry Car Buffs (Publicity for Car Show)	200.00
9/30/2011	Rentzall of Chapin (Tent and Chairs)	2,333.65
10/5/2011	Irmo Trophy (chapin Idol Trophies)	26.75
10/11/2011	William Chick (Trophies)	210.79
TOTAL EXPENDITURES		$11.,270.49

Chapin Labor Day Festival
Income/Expenditures
Calendar Year 2010

Balance Forward:	(December 31,2009)	$	17,566.34
DEPOSITS:	2/28/10 Lex.Co. Alcohol Bev. Funds		2,500.00
	Total Advertising for Program Booklet		8256.69
	Total Vendors Booths		1,990.00
	Total Parade Entry Fees		575.00
	Total Chapin Idol Entry Fees		255.00
	Carnival Fee		150.00
	INTEREST		3.93
TOTAL INCOME:		$	31.296.96

EXPENDITURES:

6/6/10	William Chick for Postage	$ 57.20
8/5/10	Bonnie Cramer Layout Design	500.00
8/13/10	Refund of a Vendor Booth fees	80.00
8/13/10	Kirby Floats	855.00
8/13/10	Another Printer (Program Books	2,091.89
8/20/10	Palmetto Graphix (Signs)	497.55
9/6/10	Kimi Dal y (Producer Chapin Idol)	400.00
9/6/10	Mike Daly (Sound System & Tech)	800.00
9/7/10	Chapin Idol Awards	550.00
9/7/10	American Legion Post 193 (Street Clean)	500.00
9/7/10	Newberry Car Buffs	200.00
9/7/10	Vicki Azarigian (Postage)	88.00
9/9/10	Chapin Ruritan Club	79.00
9/20/10	Chapin Lions Club (Parking)	200.00
9/20/10	Phoenix Graphics (Signs for floats)	64.20
9/29/10	Chapin Times (Advertising)	987.50
10/1/10	Thompson Services (Porta-Jons)	1,128.00
10/1/10	Chapin Band Boosters (Parade assist)	200.00
10/1/10	Samiko (Staff T-Shirts)	137.60
10/1/10	BSA 870 (GIS Lot Cleanup & Food)	262.00

EXPENDITURES (CONTINUED)

10/6/10	William Chick for Award Plaques	169.65
10/8/10	Lake Murray News (Advertising)	441.00
10/11/10	Rentzall (Tent and Chairs)	1,788.70

TOTAL EXPENDITURES	$12,077.29

BALANCE AS OF November30, 2010	$19,219.67

County of Lexington
TEMPORARY ALCOHOL BEVERAGE LICENSE FEE
FY2013/2014



APPLICATION

1. Name of Festival: Town of Lexington Oktoberfest
2. Sponsoring Organization: Lexington Festivals

   Mailing Address: PO Box 2551 Lexington SC 29071
3. Festival Director:

   Name Lee Pitcovich Title President

   Telephone 803-673-6714 Alternate Telephone 803-359-8369

   Fax Number 803-808-2160

   Email lpitcovich@yahoo.com
4. Festival Website: lexingtonoktoberfest.com
5. Event Category (*Check One*):

   ☑ Festival: _____

   ☐ Other – Pursuant to State Statute Section 61-6-2010: _____
6. Festival Timeline *(Actual Dates of Festival)*: _____
7. Location of Festival: Lexington County Courthouse Parking Lot Maiden Lane, Lexington, SC
8. How many people do you expect to attend? 3,000
9. Festival Budget: **Request for funds must meet the requirements of Chapter 61, Section 61-6-2010, SC Code of Laws, 1976, as amended.**

   a. Estimated cost for this project: $ 39,475.00

   b. Amount of funds requested for this project: $ 2,500.00

   c. This request equals what percent of the total Festival Budget? .06 %
10. Has your festival previously received Temporary Alcohol Beverage License Fee funding?

    ☑Yes ☐No

    a. If yes, state year 2012, amount $ 2,500.00, source Lexington County, and purpose: For Oktoberfest advertising and supplies

    b. For each award year, did you expend 100% of the Temporary Alcohol Beverage License Fee funds you received? ☑Yes ☐No

    c. If no, please explain: _____

11. Type of Organization:

Please check one:

- ☐ County Government
- ☐ Municipal
- ☑ Non-profit Organization
- ☐ Community service club, church, etc.
- ☐ Other:_____

Note: For-profit organizations are not eligible for funding.

12. Festival description - please attach a report with the following information:

a. General description of the festival and brief history of the organization
b. State the benefit that this festival will serve toward promoting tourism and the Lexington County Community
c. Total attendance to the festival versus the number of total tourists in attendance
d. Economic impact generated by tourism to the festival
e. Overall description of how the festival attracts and promotes tourists to the area and **specifically how the Temporary Alcohol Beverage License Fee funds were used to accomplish this**, i.e. brochures - $300, etc.
f. Additional comments:

_____

_____

_____

_____

Signature of Festival Director:

Lee Pitcovich	President
Name	Title
Signature	1-4-13
	Date

ORIGINAL APPLICATION DUE BY:

FRIDAY, JANUARY 4, 2013

Lexington County Council
212 South Lake Drive, Suite 601
Lexington, SC 29072

County of Lexington
TEMPORARY ALCOHOL BEVERAGE LICENSE FEE
FY2013/2014

FUNDING SOURCES

Organization: Lexington Festivals

List of Funding Sources	Actual 2011/12	Current 2012/13	Estimated 2013/14
Government Donations (Including TABLF)	$12,000.00	$12,000.00	$12,000.00
Private Donations	$10,250.00	$14,750.00	$14,000.00
Town of Lexington Accommodations Tax	$1,000.00	$1,000.00	$1,000.00
Crafter Fees	$1,105.00	$790.00	$1,000.00
Ticket Sales	$18,000.00	$10,629.02	$15,000.00
TOTALS	$42,355.00	$39,169.02	$43,000.00

County of Lexington
TEMPORARY ALCOHOL BEVERAGE LICENSE FEE
FY2013/2014

EXPENDITURES

Organization: Lexington Festivals

List of Expenditures	Actual 2011/12	Current 2012/13	Estimated 2013/14
Advertising	$1,664.00	$2,578.74	$3,000.00
Commission	$0.00	$0.00	$0.00
Entertainment	$6,650.00	$6,178.90	$6,200.00
Equipment Rental/Purchase	$13,976.00	$7,024.10	$7,100.00
Food and Beverage	$11,709.00	$6,848.09	$6,900.00
Insurance	$1,192.00	$954.00	$1,000.00
Parade	$0.00	$0.00	$0.00
Printing and Postage	$206.00	$1,050.33	$1,000.00
Prizes	$0.00	$0.00	$0.00
Services - Electric, Security, Event Management, Etc.	$692.00	$12,141.13	$13,000.00
Website	$570.00	$0.00	$500.00
Decorations	$2,730.00	$169.42	$175.00
Misc.	$1,653.00	$555.24	$600.00
TOTALS	$41,042.00	$37,499.95	$39,475.00

Reset Form | Save A Copy | Print Form

County of Lexington
TEMPORARY ALCOHOL BEVERAGE LICENSE FEE
FINAL REPORT
FY 2012/13

I. FESTIVAL INFORMATION:
Organization Name: Lexington Festivals

Festival Name: Town of Lexington Oktoberfest

Contact Name: Lee Pitcovich Phone: 803-673-6714

II. FESTIVAL COMPLETION:
Were you able to complete the festival as stated in your original application?
If no, state any problems you encountered:
Yes

III. FESTIVAL SUCCESS:
Please share any additional comments regarding the festival (e.g., lessons learned, successes, problems encountered, etc.):
A USC home football game impacts the number of people who come out to festivals.

IV. FESTIVAL ATTENDANCE:
Record numbers in table below as requested by the Tourism Expenditure Review Committee. Numbers are to reflect attendance and funds received for festivals for current and previous year.

	2012/13 Current Year	2011/12 Previous Year
Total Budget of Festival	$37,499.95	$41,042.00
Amount Funded by the Temporary Alcohol Beverage License Fee	$2,500.00	$2,500.00
Amount Funded by the Temporary Alcohol Beverage License Fee from all Sources	$2,500.00	$2,500.00
Total Attendance	1,500	3,000
Total Tourists*	250	250

*Tourists are generally defined as those who travel 50 miles or more to attend.

V. METHODS:
Please describe the methods used to capture the attendance data listed above (license plates, surveys, etc.):
License plates, Telephone Calls

VI. FESTIVAL BUDGET:
Attach a report indicating what festival expenses were paid for using Temporary Alcohol Beverage License Fee for the fiscal year.

VII. ORGANIZATION SIGNATURE:
Provide signature of official with the organization verifying accuracy of above statements.

Lee Pitcovich
Name

President
Title

Signature

1-4-13
Date

12. A. The Town of Lexington Oktoberfest is a family-friendly event celebrating the German heritage of Lexington County. It is a free festival featuring a "German Village" where visitors will find arts and craft vendors, free giveaways, and activities for the little ones such as "bouncy castles," face painting, crafts, balloons and more! Local businesses provide an eclectic mix of activities, giveaways and services for the whole family to enjoy. Authentic German music, food, and beverages are at the center of this festival. This year volunteers sold bratwursts and pretzels while a German restaurant in the county sold other German food.

Lexington Festivals is a non-profit organization in charge of creating festivals in the town of Lexington for locals and tourists. For many years, the main focus was on "Funfest." However, this event began to be unsuccessful and had nothing to do with the heritage of Lexington. To combat this, Lexington Festivals decided to create an Oktoberfest to celebrate the Swiss and German heritage of Lexington County. The new board of Lexington Festivals has successfully run Oktoberfest for two years now.

B. This event will promote tourism by being a local event that is fun for locals and visitors alike. An event this size will draw tourists looking to celebrate their German heritage or even those who just want to experience the food and drinks of Germany.

Furthermore, the Lexington Oktoberfest will make Lexington County a more attractive place for tourists in general by showing that the county has plenty to offer, such as numerous entertaining events that are fun for the whole family. The fact that this is an annual event in October will allow tourists to easily remember when it is. Hopefully, the Oktoberfest will become a tradition for tourists and locals.

This event will also provide something different that is specific to this region. The event assists in giving the county an identity that helps shape how tourists and locals see it. Instead of having something nondescript like "Funfest," the Lexington Oktoberfest will promote the heritage of our community while still being fun.

C. Although this event experienced declining attendance several years ago when it was titled "Funfest," changing the name and the theme has dramatically reinvigorated the festival. Total attendance last year was around 1,500, many of whom came just for the "German Village," the authentic food and drink, and the German music. This total was down from the previous year because of a University of South Carolina home football game. Many people decided to go to the game instead of the Oktoberfest. The 2013 festival will take place on a Saturday with an away game. Of the total in 2012, we estimated around 250 were tourists from over fifty miles away. This was based on license plates, phone calls, and talking to visitors. The board of Lexington Festivals is confident that because of the success of the 2011 Lexington Oktoberfest, that this number will grow. With more advertising and exposure, the board expects to double that number.

D. We do not know the exact economic impact of the Oktoberfest, but the Lexington Festivals board is sure it had far reaching effects. Local businesses set up booths in the German Village where they could advertise. Although they could not sell anything at the festival, many businesses reported a positive impact from having a presence at the event. In addition, local crafters were allowed to sell their wares at the festival. All but one reported having a very successful day. These crafters were looking forward to the 2013

Oktoberfest as well. Lexington Festivals itself spent almost $12,000 on food and beverage, along with thousands of dollars for decorations, insurance, equipment rental, etc. All supplies and equipment were purchased/rented from Lexington County businesses.

Moreover, hotels in the area reported that numerous families and individuals stayed in Lexington County hotels such as the Wingate by Wyndham for the festival. Many of these wanted to avoid having to drive, especially after indulging in German food and beverages.

E. The Lexington Oktoberfest attracts tourists to the area by being a fun, family-friendly event that is fun for locals and visitors alike. It attracts tourists looking for fun, those interested in their German heritage, and those who just want to experience a taste of Germany. As stated above, the Lexington Oktoberfest will make Lexington County a more attractive place for tourists in general by showing that the county has plenty to offer, such as numerous entertaining events that are fun for the whole family.

Temporary Alcohol Beverage License Fee Funds will be used to advertise and promote the festival, specifically paying for mailing, website design, and advertising. Although the board expects word of mouth will be extremely helpful in spreading the word about the event in 2012, advertising on television, magazines, and on the web will still be a key component of promoting the Oktoberfest.

Mailing Costs	$800
Advertising	$1200

Final Report Festival Budget:

Advertising/Mugs	$2000

County of Lexington

~~Accommodations Tax Fund~~

FY 2013/2014

Temporary Alcohol Beverage License Funds

APPLICATION

1. Name of Project/Event: Riverwalk Music Festival

2. Sponsoring Organization: City of West Columbia

   Mailing Address: PO Box 4044, West Columbia SC 29171

3. Event/Project Director:

   Name Susan F. Meisner Title Events Coordinator

   Telephone 803-939-8608 Alternate Telephone 803-600-6450

   Fax Number 803-939-8634

   Email smeisner@westcolumbiasc.gov

4. Event Website: riverwalkmusic.com

5. Event/Project Category (*Check One*):
   - ☑ Tourism, Advertising/Promotion - *see #10 for advertising/promotion sources*
   - ☐ Tourism Related Expenditures: _____

6. Project Timeline: Beginning date 04/27/2013 End date 04/27/2013

7. Location of Project/Event: West Columbia Amphiteater

8. Number of employees: #Full-time 1 #Part-time 40

9. Do you advertise outside a 50-mile radius? ☑Yes ☐No

10. If yes to #9, please check all that apply to advertising sources outside of Lexington County:
    - ☐ Rack Cards - # distributed _____
    - ☑ Brochures - # distributed 1,000
    - ☑ Posters - # distributed 250
    - ☑ Magazine Ads - # ads _____ (list ads and distribution range on separate sheet)
    - ☑ Newspaper Ads - # ads _____ (list newspapers and distribution range on separate sheet)
    - ☑ Television Ads - # ads _____ (list stations and viewing range on separate sheet)
    - ☑ Radios Ads - # ads _____ (list stations and listener range on separate sheet)
    - ☑ Billboards - # ads _____ (list number and location of billboards on separate sheet)
    - ☑ Websites - # web pages other than primary website # _____ (list on separate sheet with target audience)
    - ☑ Other than listed above: SEE ATTACHMENT "A" (list on separate sheet with target audience)

11. How many people do you expect to attend? 5,000

12. Of this number, how many are tourists? 4,500 (Tourists: "*People taking trips outside of their home communities for any purpose, except daily commuting to and from work.*") [SC Code of Laws, Chapter 6, Section 6-4-5 (4)].

13. List the methods used to track tourists:
- ☑ Web page inquires - estimated inquires per month 40
- ☑ Phone call inquiries - estimated phone calls per month 20
- ☐ Brochure mailings - estimated brochures mailed per month
- ☐ Event ticket sales - estimated tickets sold per event
- ☑ Event registration - estimated registrants per event 4000 - 5000
- ☐ Hotel sales - estimated sales per event/per month
- ☐ License plates - estimated count per event
- ☑ Surveys - estimated number of responses per survey 500
- ☐ Other than listed:

14. County accommodations funds are generated from the hotels in the unincorporated areas of the County. Please list the hotels and number of room nights you have used or plan to use for your event/project located in the unincorporated areas of Lexington County only:
Holiday Inn & Express 378 and I-26

15. Please indicate you have read: **Chapter 6, Sections 6-4-5 (4) and 6-4-10, SC Code of Laws, 1976**? ☑Yes ☐No

16. Project Budget - **Request for funds must meet the requirements of Chapter 6, Section 6-4-10, SC Code of Laws, 1976, as amended.**

a. Estimated total cost of Project $ 8,956.20
b. Amount of Accommodations Funds requested for this Project: $ 2,500.00
c. This request equals what percent of the total Project/Event Budget? 28.00 %
d. List specifically what the funds will be used for and the estimated amount i.e. brochures - $1,500, etc. Ads in Free Times, Radio Coverage, signs, banners, sound system, canopy

17. Has your project or organization previously received Accommodations Tax Funds?
☑Yes ☐No

a. If yes, state year 2012/13, amount $ 2,500.00, source Lexington County, and purpose: 2 ads Freetimes, stage cannopy, sound system,

b. For each award year, did you expend 100% of the Accommodations Tax Funds you received?
☑Yes ☐No

c. If no, please explain:

18. Type of Organization:
Please check one:

- ☐ County
- ☐ Municipal
- ☑ Non-profit Organization
- ☐ Community service club, church, etc.
- ☐ 501(c) 3
- ☐ Other:_____

Note: For-profit organizations are not eligible for ~~Accommodations Tax Funds~~

19. Project description - please attach a report with the following information needed by the Tourism Expenditure Review Committee to be sure that the event/project was in accordance to Section 6-4-10 of the S.C. Code of Laws (***Use separate sheet for Project Description if needed***):
    a. General description
    b. State the benefit that this project will serve toward promoting tourism and the Lexington County Community
    c. Total attendance to the event/project versus the number of total tourists in attendance
    d. Economic impact generated by tourism to the event/project
    e. Overall description of how the event/project attracts and promotes tourists to the area and specifically how the Accommodations Tax Funds were used to accomplish this
    f. Additional comments:

SEE ATTACHMENT "B"

PLEASE NOTE: Applicant and/or representatives must be present during review process by the Accommodations Tax Advisory Board in order to be considered for funding.

Signature of Event/Project Director:

Susan F. Meisner
Print Name

Events Coordinator
Title

Susan F. Meisner
Signature

12/27/12
Date

County of Lexington

~~Accommodations Tax Fund~~

FY 2013/14

Temporary Alcohol Beverage License Fee

FUNDING SOURCES

Organization: _____ * **

List of Funding Sources	Actual 2011/12	Current 2012/13	Estimated 2013/14
Lexington County Council	$2,500.00	$2,500.00	
Columbia Farms	$3,000.00	$3,000.00	
Safe Federal Credit Union	$1,000.00	$1,000.00	
Brittingham, Brown, Prince & Hancock LLC	$500.00	$500.00	
Other sources	$756.20	$1,956.20	
	$7,756.20	$8,956.20	$0.00

* Festival held 04/21/2012

** Festival tb held 04/27/2013 - Amounts Estimated

County of Lexington

~~Accommodations Tax Fund~~

FY 2013/2014

Temporary Alcohol Beverage License Funds

EXPENDITURES

Organization: _____ * **

List of Expenditures	Actual 2011/12	Current 2012/13	Estimated 2013/14
Entertainment	$4,300.00	$5,000.00	
Sound	$2,000.00	$2,000.00	
Porta Jons	$386.20	$386.20	
Stage Canopy	$200.00	$200.00	
Free Times - 2 ads	$870.00	$870.00	
Signs To Go - Banners/signs	$0.00	$500.00	
	$7,756.20	$8,956.20	$0.00

* Festival held 04/21/2012

** Festival tb held 04/27/2013

Amounts Estimated

ATTACHMENT A

10.

Brochures – 1,000 distributed to businesses in West Columbia, at City Hall Water Department and anywhere someone will put a stack. (see attached flyer)

Inserts to Water Bills – distributed to over 14,000 water and sewer customers. (see attached insert)

Posters – In and around West Columbia and Lexington and anywhere a business will display

Magazine Ads – 2 ads to run on consecutive Wednesdays before festival

Newspaper Ads – Chronicle "Around West Columba" and other features

Television Ads – WAC Fox TV creates and runs 30 second spot, Good Morning America and Weather reporter Ben Tanner from WIS TV 10 runs spot.

Radio Ads- 94.3 is our host station and they lay out a sponsor packet of pre recorded ads as well as live plugs and send DJ's on site to emcee.

Billboards – Lamar gives us one or 2 billboards the weeks before, 1st one usually in Lexington and second in Richland County. (see attached billboard layout)

Websites – Our Riverwalk Music Festival website, West Metro website, River Alliance website, All of our performers websites, Artist's websites.

West Metro Visitors Centers advertises in outside publications (50 miles or more)

THE CITY OF WEST COLUMBIA

IN PARTNERSHIP WITH

COUNTRY LEGENDS 94.3 · Applebee's · Columbia Farms Poultry and Food Products · WACH FOX columbia's own

presents

THE 6th ANNUAL

RIVERWALK MUSIC FESTIVAL

FEATURING

Rob Crosby

Live Music • Food • Artists' Courtyard

Saturday, April 21, 2012

FREE CONCERT · FREE PARKING

at the City of West Columbia's Amphitheater

(Corner of Meeting Street and Alexander Road in West Columbia @ the Gervais Street Bridge)

LIVE MUSIC SCHEDULE

7:00-9:00 pm

ROB CROSBY



5:00-6:30pm	**CherryCase**
3:30-4:30pm	**Angela Easterling**
2:00-3:00pm	**Stillhouse**

MORE INFORMATION:

WWW.RIVERWALKMUSIC.COM

Also Sponsored By

LEXINGTON COUNTY COUNCIL

GNS Gamecock Networking Solutions, LLC · SAFE · LAMAR · Walmart Save money. Live better. of West Columbia · Holiday Inn & Suites · ALLEGRA · HOME CONCEPTS TOO, LLC · Signs2Go · SOLSTICE · Beverage South Columbia/Aiken · freetimes · EVENT MANAGEMENT, LLC


The 6th Annual
RIVERWALK
MUSIC FESTIVAL
FREE Live Music
Featuring Rob Crosby
Artists
Food & Fun
Sat., April 21 • West Columbia's Amphitheater

105-63

The City of West Columbia
Presents the 6th Annual



Free Concert
Free Parking

Saturday, April 21, 2012
2 p.m. - 9 p.m.

West Columbia Riverwalk Amphitheater
by the Gervais Street Bridge at corner
of Meeting Street and Alexander Road

Entertainment by:
Rob Crosby
CherryCase • Angela Easterling
Stillhouse

Artists' Courtyard
FEATURING LOCAL ARTISANS

THIS FREE CONCERT MADE POSSIBLE BY:

Columbia Farms
Lexington County Council
Applebee's
Safe Federal Credit Union
Wal-Mart of West Columbia
Lamar Outdoor Advertising
Allegra Print and Imaging
Brittingham, Brown, Prince, & Hancock
WACH FOX 57
SI Solutions ~ www.si-solutions.com
Home Concepts
Gamecock Networking
Holiday Inn & Suites Columbia - Airport
Signs To Go
Beverage South of Aiken/Cola., LLC
Country Legends 94.3

ATTACHMENT B

19. a, b, c, d, e, & f.

The City of West Columbia held its sixth annual Riverwalk Music Festival on April 21, 2012 at the West Columbia Riverwalk Amphitheater. The festival provides a unique cultural experience by blending the fluid sounds of music with a visual feast of art against the natural backdrop of the Congaree River.

The city strives to keep the costs minimal so the festival can be offered free for the public's enjoyment and relaxation. The West Columbia Riverwalk Park is handicapped accessible so that all citizens can enjoy this celebration of the arts. Plenty of free off street parking is available across the street from the Riverwalk Park Amphitheater with a specific area designated for special needs parking.

The festival program began at 2 p.m. with three bands, each performing for an hour and a half, followed by our headliner. This year we are proud to announce that our headliner was Rob Crosby, who hails from Sumter Sc but is based out of Nashville right5 now. Rob so was impressed with our festival and even more impressed by the fact that it is free to the public.

Once again, TV and radio personalities did emcee the program to ensure a smooth transition between changes in performers. Festival attendees were also able to browse through an open courtyard of talented local artists displaying their handmade designs of pottery, jewelry, metal works, watercolors, photography, hand-blown glass, and oil paintings. Businesses in the State Street area offer festival attendees venues for food and beverage, as well as opportunities to shop in numerous gift and antiques stores located in the nearby historic business district thus drawing tourists to the Vista.

After 5 years we have become an annual event that so many look forward to each year and due to the fact that the festival is free, with free parking we have experienced steady heavy crowds every year and we quite frankly expect that again this year.

Even though we have a crowd of regulars, thousands through here years, we still strive to advertise more and more to get the word out beyond West Columbia, Lexington County and even out of state. And every year we hear stories and find by our surveys that more and more of "tourists" come, enjoy and experience a part of the south they did not know existed and I feel like they will be back. We hope one day to have 25 to 50 per cent of our attendees from farther away than

Lexington County. We are not quite there now but with 1000 flyers, 250 posters a billboard or two, 2 Free Times ads, newspaper coverage and websites; we see that increase every year.

Lexington County has been our second biggest monetary sponsor and like all of our sponsors, believes in us and our ability to put on a quality, family oriented festival and still keep every aspect of it free. Along with handicapped parking areas, handicapped shuttle service, and even handicapped Porta joins, this festival id open and available to each and every one.

Without each monetary and in kind donation, we would not be able to advertise this event, to hold this event every year and more importantly keep it free to the public.

RIVERWALK MUSIC FESTIVAL APRIL 2012									
LEDGER ACCT NUMBER 10-00-369300									
		DEPOSITS			EXPENSES				
DATE	NAME	DESCRIPTION	AMOUNT		DATE	NAME	DESCRIPTION	AMOUNT	
		balance from last year	0			Rob Crosby	headliner	3000	*
07/01/2011	Lex Cty Council	Grant	2,500.00	*			sound/lighting	2000	
	Columbia Farms	Gold Sponsor	3000	*		Lucas	porta jons	386.2	*
	Brittingham, Brown	Sponsor	500			Event Management	canopy over stage	200	
	Safe Fed Credit Union	sponsor	1,000			Country Legends	Radio		
	Walmart	sponsor				FreeTimes		870	*
	Steve's Subs					CherryCase	band	500	
	Lil Ceasars					Angela Easterling	band	600	
	Ed's					Signs To Go	banner/signs	0	
						Stillhouse	Band	200	
			7000					7756.2	

105-67

COUNTY OF LEXINGTON
MINIBOTTLE TAX FUND
Annual Budget
Fiscal Year - 2013-14

Object Code	Revenue Account Title	Actual 2011-12	Received Thru Dec 2012-13	Amended Budget Thru Dec 2012-13	Projected Revenues Thru Jun 2012-13	Requested 2013-14	Recommend 2013-14	Approved 2013-14
	***Minibottle Tax Fund 2141:**							
	Revenues:							
420700	Minibottle Tax	398,629	199,315	378,360	378,360	398,630		
461000	Investment Interest	16	0	50	50	0		
	**** Total Revenue**	398,645	199,315	378,410	378,410	398,630		
	*****Total Appropriation**				378,360	398,630		
	FUND BALANCE Beginning of Year				0	50	50	50
	FUND BALANCE - Projected End of Year				50	50	50	50

Fund: 2141
Division: Health & Human Services
Organization: 171600 - Minibottle Contributions

Object Code	Expenditure Classification	2011-12 Expenditure	2012-13 Expend (Dec)	2012-13 Amended (Dec)	2013-14 Requested	***BUDGET*** 2013-14 Recommend	2013-14 Approved
	Personnel						
	*** Total Personnel**	**0**	**0**	**0**	**0**		
	Operating Expenses						
534000	Contributions	398,629	99,657	378,360	398,630		
	*** Total Operating**	**398,629**	**99,657**	**378,360**	**398,630**		
	**** Total Personnel & Operating**	**398,629**	**99,657**	**378,360**	**398,630**		
	Capital						
	**** Total Capital**	**0**	**0**	**0**	**0**		
	Other Financing Uses						
811000	Op Trn to General Fund	17,100	0	0	0		
	****Total Other Financing Uses**	**17,100**	**0**	**0**	**0**		
	***** Total Budget Appropriation**	**415,729**	**99,657**	**378,360**	**398,630**		

COUNTY OF LEXINGTON
INDIGENT CARE
Annual Budget
FY 2013-14 Estimated Revenue

Object Code	Revenue Account Title	Actual 2011-12	Received Thru Dec 2012-13	Amended Budget Thru Dec 2012-13	Projected Revenues Thru Jun 2012-13	Requested 2013-14	Recommend 2013-14	Approved 2013-14
	***Indigent Care 2200:**							
	Revenues:	.887 Mills		.887 Mills	.887 Mills	Mills	Mills	Mills
410000	Current Property Taxes	724,199	413,630	747,446	747,446	747,446		
410500	Homestead Exemption Reimbursements	31,744	1	30,000	30,000	30,000		
410520	Manufacturer's Tax Exemption	3,433	0	3,000	3,000	3,000		
410530	State Sales and Use Tax Credit	17,413	13,416	23,117	23,117	23,117		
410540	Lease Purchase Tax Credit	114	4	0	0	0		
411000	Current Vehicle Taxes	95,003	48,945	93,442	93,442	93,442		
412000	Current Tax Penalties	1,560	(7)	1,500	1,500	1,500		
412001	Prior Year Penalty	0	0	0	0	0		
413000	Delinquent Taxes	36,134	22,580	35,000	35,000	35,000		
414000	Delinquent Tax Penalties	5,405	3,380	5,000	5,000	5,000		
417100	Fee in Lieu of Taxes	41,987	2,766	73,145	73,145	73,145		
417120	Fee in Lieu of Taxes - Prior Year	0	0	0	0	0		
417130	FILOT - Manufacturer's Tax Exemption	3,756	0	2,752	2,752	2,752		
417150	FILOT - Fee for Services	463	0	0	0	0		
418000	Motor Carrier Payments	1,260	999	1,500	1,500	1,500		
419000	Merchants Exemptions	23,800	11,900	23,800	23,800	23,800		
419900	Tax Refunds	0	0	0	0	0		
461000	Investment Interest	258	71	200	200	200		
461001	Tax Appeals Interest	0	0	0	0	0		
	** **Total Revenue**	986,529	517,685	1,039,902	1,039,902	1,039,902		
	***Total Appropriation**				1,082,199	1,082,199		
	FUND BALANCE Beginning of Year				210,579	168,282	168,282	168,282
	FUND BALANCE - Projected End of Year				168,282	125,985	168,282	168,282

COUNTY OF LEXINGTON
INDIGENT CARE
Annual Budget
Fiscal Year - 2013-14

Fund 2200
Division: Health & Human Services
Organization: 171200 - Social Services

Object Code	Expenditure Classification	2011-12 Expenditure	2012-13 Expend (Dec)	2012-13 Amended (Dec)	BUDGET 2013-14 Requested	2013-14 Recommend	2013-14 Approved
	Personnel						
510300	Part time -	0	0	0	0		
511112	FICA - Employer's Portion	0	0	0	0		
511113	State Retirement - Employer's Portion	0	0	0	0		
511120	Employee Insurance-Employer Portion -	0	0	0	0		
511130	Workers Compensation	0	0	0	0		
511131	SC Unemployment	4,320	0	0	0		
	*** Total Personnel**	**4,320**	**0**	**0**	**0**		
	Operating Expenses						
521000	Office Supplies	0	0	0			
521100	Duplicating	0	0	0			
521110	Copies (Not Auditron)	0	0	0			
524201	General Tort Liability Insurance	0	0	0			
524202	Surety Bonds - 1	0	0	0			
534000	Contributions	1,065,471	541,100	1,082,199	1,082,199		
	*** Total Operating**	**1,065,471**	**541,100**	**1,082,199**	**1,082,199**		
	**** Total Personnel & Operating**	**1,069,791**	**541,100**	**1,082,199**	**1,082,199**		
	Capital						
	**** Total Capital**	**0**	**0**	**0**	**0**		
	***** Total Budget Appropriation**	**1,069,791**	**541,100**	**1,082,199**	**1,082,199**		

COUNTY OF LEXINGTON
CLERK OF COURT / PROFESSIONAL BOND FEES
Annual Budget
Fiscal Year - 2013-14

Object Code	Revenue Account Title	Actual 2011-12	Received Thru Dec 2012-13	Amended Budget Thru Dec 2012-13	Projected Revenues Thru Jun 2012-13	Requested 2013-14	Recommend 2013-14	Approved 2013-14
	***Clerk of Court / Professional Bond Fee 2600:**							
	Revenues:							
431100	Clerk of Court Fees	13,550	7,700	12,000	12,000	15,400		
461000	Investment Interest	84	106	200	200	215		
	**** Total Revenue**	13,634	7,806	12,200	12,200	15,615		
	*****Total Appropriation**				106,409	103,914 ~~15,615~~		
	Contingency:							
	Unused				94,083			
	Carryforward					0		
	FUND BALANCE							
	Beginning of Year				97,483	97,357	97,357	97,357
	FUND BALANCE - Projected					9,058		
	End of Year				97,357	~~97,357~~	97,357	97,357

Fund: 2600
Division: Judicial
Organization: 141100 - Clerk of Court

Object Code	Expenditure Classification	2011-12 Expend	2012-13 Expend (Dec)	2012-13 Amended (Dec)	*BUDGET* 2013-14 Requested	2013-14 Recommend	2013-14 Approved
	Personnel						
	*** Total Personnel**	**0**	**0**	**0**	**0**		
	Operating Expenses						
521000	Office Supplies	549	0	3,000	3,000		
529903	Contingency	0	0	94,083	94,083		
	*** Total Operating**	**549**	**0**	**97,083**	**97,083**		
	**** Total Personnel & Operating**	**549**	**0**	**97,083**	**97,083**		
	Capital						
540000	Small Tools & Minor Equipment	0	0	3,975	3,975		
540010	Minor Software	0	0	500	500		
	All Other Equipment	12,481	4,164	4,851			
5AE	(1) Ploycom-IP 6000 Conf phone				530		
	(1) Ploycom-Extension microphone				450		
	(2) Time date stamp machine				1,376		
	**** Total Capital**	**12,481**	**4,164**	**9,326**	**6,831**		
	***** Total Budget Appropriation**	**13,030**	**4,164**	**106,409**	**103,914**		

SECTION V. - PROGRAM OVERVIEW

Program: General Sessions

Objectives:

To achieve and maintain a high standard of accuracy and efficiency regarding all arrest warrants bonds, indictments and sentences for the county. To insure all records are received and processed for County Magistrates and Municipalities. To report this information to various other entities such as Solicitor, Public Defender, Probation Department and Attorneys. To report any/all "disposition of charges" information to South Carolina Court Administration for disbursement throughout the state. To provide adequate assistance and advise Circuit Court Judges, Solicitors, Attorneys and the general public upon request. To appoint legal counsel to all qualified, including but not limited to those declared indigent. To properly maintain and manage General Sessions and Transfer Court on a daily basis. To maintain and collect fines imposed by Judges in both courts. To organize and maintain all evidence submitted in criminal trials and coordinate availability to Supreme Court for appeals process. To maintain all bonding company license and provide current information for those companies to all Magistrates. To compose, prepare and mail all Jury duty summons for Circuit and Criminal Court in an efficient and timely manner. To assist all persons on Jury duty as well as maintaining all Juror information for Civil, Criminal and Transfer Courts. Provide all Jury support services as well as the compilation of all Jury information for trail while Coordinating Jury selection.

Service Standards:

The goal of this department is to assure accurately transmitted information pertaining to criminal offenses occurring in Lexington County, produced revenue for the County by timely collection of fines and continud services to the citizens.

	SERVICE LEVELS			
Service Level Indicators:	**Actual FY 10/11**	**Actual FY 11/12**	**Estimated FY 12/13**	**Projected FY 13/14**

N/A

SECTION VI. - LINE ITEM NARRATIVES

SECTION VI. A - LISTING OF REVENUES

431100 – CLERK OF COURT ACCOUNT **$ 15,400**

Collecting the professional bondsman fees generates the Clerk of Court account. 100% of the fee is remitted to the County Treasurer to be put back into the Clerk of Courts discretional account. A professional or surety bondsman, doing business in a county other than the bondsman's principal place of business, is required to pay to the Clerk of Court in the county in which such foreign business is conducted,the sum $100.00 annually. When the professional bondsman is doing business in his principal place of business the annual fee is $150.00. these monies paid by professional bondsmen are to be retained by the Clerk of Court. These funds are used to help defray the ordinary expenses of operating the Clerk of Courts office (estimated).

461000 – INVESTMENT INTEREST **$ 215**

Interest earned (estimated).

SECTION VI. B - LISTING OF POSITIONS

Current Staffing Level:

Job Title	Positions	Full Time Equivalent General Fund	Other Fund	Total	Grade
N/A					

All of these positions require insurance.

Display organization flowchart:

SECTION VI. C - OPERATING LINE ITEM NARRATIVES

521000 – OFFICE SUPPLIES **$ 3000**

This account is used for pens, pencils, printing, paper, case folders, toner (250.00 each) and misc supplies.

529903 - CONTINGENCY **$ 94,083**

SECTION VI. D - CAPITAL LINE ITEM NARRATIVES

CAPITAL REQUEST

540000 - Small Tools & Minor Equipment **$ 3975**
This account is used for calculators, telephone replacement and time stamps.

540010 – MINOR SOFTWARE **$ 500**
This will be utilized should any upgrades be needed in the General Sessions area.

CAPITAL

5AE

(1) Polycom-IP 6000 Conference phone, **$ 530**

(1) Polycom- Extension (EX) microphones for SoundStation VTX 1000 **$ 450**

(2) TIME DATE STAMP MACHINE **$ 1376**
This machine is used to clock in every document that is placed into a file.2@643.00 x.07=1376

6831

TOTAL CAPITAL **$ ~~2356~~**

COUNTY OF LEXINGTON
EMERGENCY TELEPHONE SYSTEM E-911
Annual Budget
FY 2013-14 Estimated Revenue

Object Code	Revenue Account Title	Actual 2011-12	Received Thru Dec 2012-13	Amended Budget Thru Dec 2012-13	Projected Revenues Thru Jun 2012-13	Requested 2013-14	Recommend 2013-14	Approved 2013-14
	***Public Safety / Emergency Telephone System E-911 2605:**							
	Revenues:							
435100	911 Tariff	580,720	291,135	600,000	600,000	600,000		
435101	911 CMRS Cell Phone Surcharge	691,814	598,031	300,000	300,000	300,000		
435103	911 CMRS Capital Reimbursements	125,353	115,608	136,000	136,000	136,000		
435104	911 Cost Recovery	0	0	0	0	0		
437550	911 Tape Sales	650	760	900	900	900		
438900	Auction Sales	0	0	0	0	0		
	Other Revenues:							
461000	Investment Interest	10,015	2,385	0	0	0		
469900	Miscellaneous Revenues	0	0	0	0	0		
	**** Total Revenue**	1,408,552	1,007,919	1,036,900	1,036,900	1,036,900		
	*****Total Appropriation**				2,573,752	844,618		
	FUND BALANCE Beginning of Year				2,531,590	994,738	994,738	994,738
	FUND BALANCE - Projected End of Year				994,738	1,187,020 ~~2,031,638~~	994,738	994,738

SECTION IV

County of Lexington
Proposed Revenues
Fines, Fees, and Other
Budget FY - 2013-2014

Fund #: 2605 — 911 FUNDS

Organ. #: 131300 — Communications

Treasurer's Revenue Code	Fee Title	Actual Fees FY 2010-11	12/31/2010 Year-to-Date FY 2011-2012	Anticipated Fiscal Year Total FY 2011-20	Current Fee	Total Estimated Fee FY 2013-14	Proposed Fee Change	Total Proposed Estimated Fees FY 2013-14
435100	9-1-1 Tariff	634,143	288,585	600,000	.50/mo	600,000		
435101	911 CMRS Cell Ph	434,861	185,000	300,000	.61/mo	300,000		
437550	CAD/Tape Fees	1,100	550	900	$35 per Tape	900		
435103	911 CMRS Reimbu	385,620	175,409	136,000		136,000		

COUNTY OF LEXINGTON
EMERGENCY TELEPHONE SYSTEM E-911
Annual Budget
Fiscal Year - 2013-14

Fund: 2605
Division: Public Safety
Organization: 131300 - Communications

Object Code	Expenditure Classification	2011-12 Expend	2012-13 Expend (Dec)	2012-13 Amended (Dec)	2013-14 Requested	BUDGET 2013-14 Recommend	BUDGET 2013-14 Approved
	Personnel						
510100	Salaries & Wages - 2	92,004	40,617	91,801	91,801		
510200	Overtime	0	0	0	0		
511112	FICA - Employer's Portion	6,183	2,740	7,023	7,023		
511113	State Retirement - Employer's Portion	8,791	4,305	9,731	9,731		
511120	Employee Insurance - 2	15,600	7,800	15,600	15,600		
511130	Workers Compensation	276	122	275	275		
519999	Personnel Contingency	0	0	2,177	2,177		
	*** Total Personnel**	**122,854**	**55,584**	**126,607**	**126,607**		
	Operating Expenses						
520100	Contracted Maintenance	199,012	76,398	136,728	261,862		
520200	Contracted Services (Log Recorder Maint.)	294,203	144,540	307,878	~~256,991~~	255,940	
520510	Interpreter Service	0	0	0	7,800		
520702	Technical Currency & Support	5,928	59,285	59,286	428		
520800	Outside Printing Cost	34	0	0	0		
521000	Office Supplies	1,992	1,070	2,500	2,500		
521100	Duplicating	0	0	0	0		
521200	Operating Supplies (Public Ed Materials)	1,908	278	2,000	2,000		
522050	Generator Repairs & Maintenance	0	0	1,000	1,000		
522100	Heavy Equipment Repairs & Maint.	500	0	8,500	2,000		
522200	Small Equip Repairs & Maintenance	1,314	250	2,000	2,000		
524201	General Tort Liability Insurance	46	23	48	48		
524202	Surety Bonds - 2	12	0	0	0		
525000	Telephone	35,878	18,059	42,597	42,838		
525002	Telephone (800 Service)	99	41	125	125		
525004	WAN Service Charges	0	424	1,080	1,080		
525020	Pagers and Cell Phones	1,261	0	0	0		
525021	Smart Phone Charges	986	1,251	3,236	3,236		
525030	800 MHz Radio Service Charges	4,580	2,189	8,404	8,404		
525031	800 MHz Radio Maintenance Contracts	38,486	65,993	69,138	64,631		
525041	E-mail Service Charges	0	0	0	0		
525042	Share Point Service Charges	0	0	792	792		
525210	Conference, Meeting & Training Expense	8,424	3,959	21,000	~~29,458~~	29,346	
525230	Subscriptions, Dues, & Books	50	2,740	4,976	4,976		
525240	Personal Mileage Reimbursement	26	125	500	500		
525250	Motor Pool Reimbursement	330	432	1,000	1,000		
525600	Uniforms & Clothing	1,016	0	1,132	1,203		
529903	Contingency	0	0	40,443	0		
	*** Total Operating**	**596,085**	**377,057**	**714,363**	~~**694,872**~~	693,709	
	**** Total Personnel & Operating**	**718,939**	**432,641**	**840,970**	~~**821,479**~~	820,316	

COUNTY OF LEXINGTON
EMERGENCY TELEPHONE SYSTEM E-911
Annual Budget
Fiscal Year - 2013-14

Fund: 2605
Division: Public Safety
Organization: 131300 - Communications

Object Code	Expenditure Classification	2011-12 Expend	2012-13 Expend (Dec)	2012-13 Amended (Dec)	2013-14 Requested	*BUDGET* 2013-14 Recommend	2013-14 Approved
	Capital						
540000	Small Tools and Minor Equipment	1,964	2,164	3,000	5,609		
540010	Replacment Monitors	0	50	170	5,000		
	Replacement Dispatch Chairs				5,658		
	(2) IPAD's				1,496		
	Replacment File Cabinets				3,000		
	(1) Replacement Printer				939		
	Power DMS Software				2,600		
	All Other Equipment	8,284	11,562	129,612			
	**** Total Capital**	**10,248**	**13,776**	**132,782**	**24,302**		
	Other Financing Uses						
814507	Op Trn to 911 Communication Center	0	1,600,000	1,600,000			
	*****Total Other Financing Uses**	**0**	**1,600,000**	**1,600,000**			
	***** Total Budget Appropriation**	**729,187**	**2,046,417**	**2,573,752**	844,618 ~~845,123~~		

COUNTY OF LEXINGTON
EMERGENCY TELEPHONE SYSTEM E-911
Annual Budget
Fiscal Year - 2013-14

Fund: 2605
Division: Public Safety
Organization: 131301 - Communication 911 & EOC Center

Object Code	Expenditure Classification	2011-12 Expend	2012-13 Expend (Dec)	2012-13 Amended (Dec)	BUDGET 2013-14 Requested	BUDGET 2013-14 Recommend	BUDGET 2013-14 Approved
	Personnel						
	*** Total Personnel**	**0**	**0**	**0**	0		
	Operating Expenses						
	*** Total Operating**	**0**	**0**	**0**	0		
	**** Total Personnel & Operating**	**0**	**0**	**0**	0		
	Capital						
5AA444	Construction	0	0	0	0		
	**** Total Capital**	**0**	**0**	**0**	0		
	Other Financing Uses						
814507	Op Trn to 911 Communication Center	2,074,377	0	0	0		
	*****Total Other Financing Uses**	**2,074,377**	**0**	**0**	0		
	***** Total Budget Appropriation**	**2,074,377**	**0**	**0**	0		

SECTION IV

COUNTY OF LEXINGTON
Capital Item Summary
Fiscal Year - 2013-2014

Fund # 2605 Fund Title: E911
Organization # 131300 Organization Title: 911/Communications
Program # Program Title:

Qty	Item Description	***BUDGET*** 2012-2013 Requested Amount
540000	Small Tools & Minor Equipment	5,609
	Replacement Monitors	5,000
	Replacement Dispatch Chairs	5,658
2	IPAD's	1,496
	File Cabinet Replacements	3,000
1	Replacement Printer	939
	Power DMS Software	2,600

**** Total Capital (Transfer Total to Section III)** **24,302**

SECTION V. – PROGRAM OVERVIEW

911 DIVISION

PROGRAM 1 - 911 TRAINING

The 911 Training Division is responsible for the recruitment, selection, initial training and continuing education of all Lexington County Consolidated 911 Telecommunicators, along with coordinating the mandated 911 Telecommunicator Certification through the South Carolina Criminal Justice Academy for all Public Safety Answering Point (PSAP) Telecommunicators countywide. Additionally, all Lexington County Consolidated 911 Telecommunicators are trained and or certified in the following: Cardio-Pulmonary Resuscitation (CPR), Association of Public Safety Communications Officials (APCO) Basic Telecommunicator, Emergency Medical Dispatch (EMD), National Crime Information Center (NCIC) and National Incident Management System (NIMS). The 911 Training Division is also responsible for establishing and maintaining written directives and standard operating procedures for the Lexington County Communications Center; designing and implementing a career development program; ensuring accreditation compliance by adhering to strict training guidelines and maintaining accurate documentation of all 911 emergency communications training completed by Telecommunicators.

PROGRAM 2 - 911 PUBLIC EDUCATION

To promote greater understanding of 911 and emergency response services available to the citizens of Lexington County, the 911 Training Division provides a comprehensive public education program. This program consists of presentations designed to be both informative and educational, offered to schools, child/adult care facilities, businesses, churches and community groups. These presentations reinforce the proper use of 911, through demonstrations by public safety personnel, videotapes, posters, instructional brochures and handout materials such as stickers, pencils, pens and coloring books. The 911 Training Division also collects pertinent information from the residents of Lexington County relating to medical, fire service and or law enforcement concerns, such as hearing or speech impaired occupants, which is then entered into a computer aided dispatch database, to assist the 911 Telecommunicator and emergency responders.

PROGRAM 3 - 911 SYSTEM MANAGEMENT

There have been a number of technological advances in communications, to include voice, data, and video communications services. The 911 Training Division currently manages and supports the maintenance of the database operations along with the 911 related telephone equipment and other required services for all Lexington County Public Safety Answering Points (PSAP's), to include the overall financial support. Additionally the 911 Training Division is dedicated to the research and development of identifying new technologies designed to improve emergency communications.

SECTION VI. – LINE ITEM NARRATIVES

SECTION VI. A. – LISTING OF REVENUES

435100 – 911 Tariff **$600,000**

This is the 911 fees collected from phone companies for all Landline telephones in the Lexington County service area. Landline usage is decreasing. Projection based on the revenues received through Dec 2009.

435101 – 911 CMRS Cell Phone Surcharges **$300,000**

This is the revenues received quarterly from the state 911 funds for the number of cell phone calls processed in Lexington County. Projection based on the revenues received through Dec 2009.

435103 – 911 Cost Recovery Reimbursements **$136,000**

This is the revenues received quarterly from the state 911 funds for items or charges incurred by Lexington County 911 that are eligible for reimbursement. Projection based on quarterly reports, (Not including special Projects).

437550 – 911 Tape Sales **$900.00**

This is revenues collected for the processing of 911 recording request.

PERFORMANCE INDICATORS

911 Communications 2012

	Jan	Feb	Mar	Apr	May	Jun	Jul	Aug	Sep	Oct	Nov	Dec	TOTALS
Total Telephone Calls Received													
Lexington County	28,707	26,761	29,641	29,284	30,884	30,393	31,660	30,878	28,530	28,337	27,065	27,668	349,808
Batesburg/Leesville	80	81	82	147	159	109	157	143	145	134	129	122	1,488
Cayce	529	487	585	560	625	609	661	632	624	612	650	570	7,144
West Columbia	751	610	835	1,000	1,087	1,008	1,096	1,019	1,036	1,036	1,026	1,158	11,662
Total Telephone Calls Received													***370,102***
Cell Phone Calls Received													
Lexington County	25,936	24,246	26,743	26,434	27,987	27,883	28,783	28,078	25,734	25,521	24,491	24,879	316,715
Batesburg/Leesville	68	54	60	97	100	60	101	83	91	78	95	79	966
Cayce	177	184	199	208	217	216	236	220	221	190	214	185	2,467
West Columbia	525	446	608	735	825	774	828	782	790	812	796	873	8,794
Total Cell Phone Calls Received													***328,942***
Law Enforcement CAD Events													
Airport PD	22	27	19	15	21	14	27	22	16	28	23	24	258
Chapin PD	179	218	299	313	303	331	369	345	357	301	272	312	3,599
Gaston PD	354	308	349	369	334	250	330	322	318	302	328	275	3,839
Irmo PD	1,644	1,304	1,445	1,317	1,398	1,185	1,462	1,466	1,493	1,550	1,366	1,425	17,055
Lexington PD	2,577	2,610	2,538	2,272	2,456	2,472	2,629	2,482	2,261	2,409	2,257	2,383	29,346
Pelion PD	241	254	254	285	260	297	235	218	189	235	171	230	2,869
Pineridge PD	126	122	112	89	103	96	201	181	163	179	134	157	1,663
South Congaree PD	515	440	487	489	504	526	464	533	436	453	488	437	5,772
Springdale PD	298	312	400	361	354	420	405	421	310	349	315	280	4,225
Swansea PD	217	223	253	190	197	197	241	215	233	134	151	148	2,399
Solicitor's Office	0	0	0	0	0	1	0	0	0	1	1	0	3
Lexington Medical Center	0	0	0	0	0	0	0	0	0	0	0	0	0
Wil Lou Gray	0	0	0	0	0	0	0	0	0	0	0	0	0
Total Municipal LE CAD Events	***6,173***	***5,818***	***6,156***	***5,700***	***5,930***	***5,789***	***6,363***	***6,205***	***5,776***	***5,941***	***5,506***	***5,671***	***71,028***
Sheriff's Department	12,427	12,555	14,586	14,612	15,390	13,949	14,853	15,309	13,291	14,569	15,209	14,575	171,325
Total Law Enforcement CAD Events	***18,600***	***18,373***	***20,742***	***20,312***	***21,320***	***19,738***	***21,216***	***21,514***	***19,067***	***20,510***	***20,715***	***20,246***	***242,353***
EMS CAD Events													
Lexington County EMS	2,978	2,777	2,990	2,887	2,988	2,803	3,082	3,151	2,976	3,086	2,861	3,093	35,672
Batesburg Rescue	34	32	0	0	0	0	0	0	0	0	0	0	66
Gold Cross	0	0	0	0		0	0	0	0	0	0		0
Total EMS CAD Events	***3,012***	***2,809***	***2,990***	***2,887***	***2,988***	***2,803***	***3,082***	***3,151***	***2,976***	***3,086***	***2,861***	***3,093***	***35,738***

PERFORMANCE INDICATORS — 911 Communications 2012

Fire Service CAD Events	Jan	Feb	Mar	Apr	May	Jun	Jul	Aug	Sep	Oct	Nov	Dec	TOTALS
Lexington County Fire	743	689	734	737	724	726	981	930	818	953	873	870	9,778
Irmo Fire	160	136	137	139	170	118	182	160	134	115	150	152	1,753
Airport Fire	21	21	15	12	13	13	13	22	11	20	22	8	191
Total Fire CAD Events	***924***	***846***	***886***	***888***	***907***	***857***	***1,176***	***1,112***	***963***	***1,088***	***1,045***	***1,030***	***11,722***
Miscellanous Departments													
Animal Control	41	22	41	57	51	45	57	49	44	39	41	42	529
Coroner	130	113	72	127	102	98	105	103	99	93	114	140	1,296
Total Miscellaneous Departments	***171***	***135***	***113***	***184***	***153***	***143***	***162***	***152***	***143***	***132***	***155***	***182***	***1,825***
Miscellaneous Activity													
Complaints	***0***	***0***	***1***	***0***	***0***	***0***	***0***	***0***	***1***	***0***	***0***	***1***	***3***
NCIC Enteries/Deletions/CCH	385	411	274	390	523	416	411	416	350	385	412		4,373
Tape Request Completed	51	57	60	66	99	101	71	96	76	91	102	83	953
Vacancies/Apps in Progress					5/6	5/10	4/16	4/16	3/16	3/11	5/4	4/3	
Average Dispatch Times													
FIRE	02:20	02:19	02:02	02:13	02:07	02:04	02:09	01:56	01:56	01:48	01:58	01:51	
EMS	01:46	01:44	01:41	01:24	01:29	01:30	01:33	01:26	01:28	01:28	01:30	01:29	
POLICE	04:47	04:47	04:51	04:39	04:39	04:56	04:53	04:45	04:33	04:37	04:37	04:24	
LSSD	06:57	06:43	06:41	06:56	06:44	06:36	06:25	06:32	06:45	06:56	06:27	06:14	
FRACTILE % DISP UNDER 3:59	92.10%	92.72%	93.16%	92.67%	92.50%	92.25%	92.57%	93.85%	91.84%	91.12%	90.51%	91.91%	
%DISP UNDER 2:59	82.30%	83.08%	83.80%	83.28%	83.01%	82.73%	83.13%	84.92%	82.54%	80.85%	81.46%	82.71%	

Budget Informtion

Quarterly Cost Recovery Funds		***Recv 36,438.73***	***$ 36,548.59***			***$ 79,059.72***						***$ 152,047.04***
Quarterly Wireles Funds		***Recv 212,179.60***	***$ 190,267.55***			***$ 407,763.03***						***$ 810,210.18***
Tape Fees Collected	$10.00	$ 95.00	$ 105.00	$160.00	$ 15.00	$ 85.00	$ 50.00	$ 200.00	$ 65.00	$190.00	$ 70.00	$80.00	$ 1,125.00

Customer Service Initiatives

TOP 3 Call Takers of the Month	Rodriguez Crawford, Lindler	Nicholas, Massey, Rodriguez	Rodriguez, Blease, Gollwitzer	Rodriguez Nicholas Raulerson	Rodriguez Blease Nicholas	Nicholas Rodriguez Rish	Rodriquez Rish Corley	Rodriguez Nicholas, Blease	Rodriguez Nicholas, Spence	Rodriguez Nicholas, Gollwitzer	Rodriguez Nicholas Corley	Nicholas Corley Blease

Special Projects

Project Name	Start Date	Expected Comp Date	Monthly Update	Budget Issues	Date Complete
CALEA Re-Accrediation	Jan-09	Mar-12	On-Site Scheduled 11-14-2011	NONE	3/24/2012

Oct-09

SECTION VI. B. – LISTING OF POSITIONS

Current Staffing Level:

Job Title	Positions	Full Time Equivalent General Fund	Other Fund	Total	Grade
Training Coordinator	1		1	1	18
Administrative Assistant	1		1	1	9
TOTAL POSITIONS	2		2	2	

** Positions require insurance

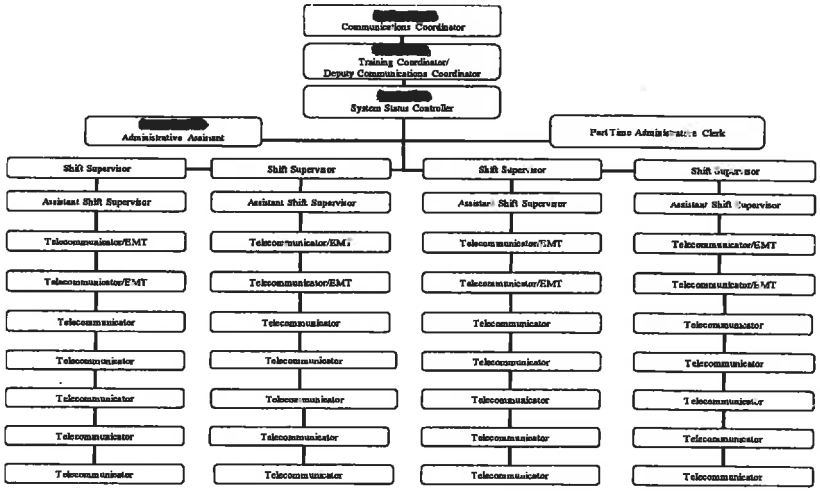

SECTION VI.C. – OPERATING LINE ITEM NARRATIVES

911 DIVISION

520100 - CONTRACTED MAINTENANCE **$ 261,862**

PROGRAM 3 - 911 SYSTEM MANAGEMENT $ 261,861.69

This account will cover the cost of maintaining 911 equipment at all five Public Safety Answering Points, Batesburg, Cayce, West Columbia and Lexington backup center and Ball Park Road.

AT&T	
Lexington,	4,432/mo x 12 = $53,184 + tax = $56,906.88
West Columbia	1,420/mo x 12 = $17,040 + tax = $18,232.80
Cayce	967/mo x 12 = $11,604 + tax = $12,416.28
Batesburg	1,001/mo x 12 = $12,012 + tax = $12,852.84
Ball Park Road	4,017/mo x 12 = $48,204 + tax = $51,578.28

This account will also cover cost of maintaining uninterrupted power source (UPS) at the Lexington backup facility.
UPS Total = $8,000.00

This account will cover 24 x 7 maintenance for the OSSI CAD (Computer Aided Dispatch).
OSSI CAD Total = 61,000

This Account will cover the maintenance of CAD Maps for Cayce, West Columbia & Batesburg PSAPS.
ESI MAPS = $6,000

This account will cover the 24 x 7 maintenance for the APCO Emergency Medical (MEDS).
MEDS Total = $2,975

This account will count the annual maintenance for the Scheduling software, Ragnasoft/Planit.
PLANIT Total =2,450

This account will count the annual maintenance for recording equipment at all of the PSAPS. (Ball Park Road was covered for 1 year from date of purchase for new Center.)

Lexington	$13,716 + tax = $14,676.12
West Columbia	$4,753 + tax = $5,085.71
Cayce	$4,527 + tax = $4,843.89
Batesburg	$4,527 + tax = $4,843.89

$255,940

520200 - CONTRACTED SERVICES ~~**$256,991**~~

$255,939.45

PROGRAM 3 - 911 SYSTEM MANAGEMENT ~~$256,990.80~~

This account will also cover the cost of E-911 network service charges. Does NOT include Late Fees.

AT&T Subscriber Billing (Est) $15,814 x 12/mo = $189,768 + tax = $203,051.76

Covers the cost of pre employment testing. CALEA standards require all 911 Operators must be physically capable of performing their duties and requires a physician to certify the person is capable of performing their duties (Previously under another account)

Work Key Testing $49 x 15 employees = $735
Drug Testing $25 x 15 employees = $375
Physicals $45 x 15 employees = $675
Psychological testing = 15 employees x $225 = $3,375

This account will provide contracted services 24 hours a day 7 days a week including holidays for:
Lexington PSAP
T-1 Circuit Lines $463.42 x 2 x 12/mo + tax = $11,900.63

ECC Ball Park Road
11-4 Wire Circuits $89 x 11 lines x 12/mo + tax = $12,570.36
2 Metro-E Lines $450 x 2 x 12/mo + tax + 11.70 (USF) = ~~$12,908.05~~
450 + 11.70 = 461.70 x 2 x 12 = 11,080.80 + TAX = 11,856.46
Phase II Wireless $190 x 5 PSAPS x 12/mo = $11,400

520510 – INTERPRETER SERVICE **$7,800**

This account will also provide service to allow all PSAP's in Lexington County to have access to an interpreter during 9-1-1 operations. 911-call history indicates increasing numbers of 9-1-1 calls from non-English speaking persons.

Language Line Monthly Fees - $650/mo x 12 mo = $ 7,800

520702 – TECHNICAL CURRENCY & SUPPORT **$428**

PROGRAM 3 – 911 SYSTEM MANAGEMENT $428

Cover cost of technical support for:
Arch view ESRI = $428

521000 - OFFICE SUPPLIES **$2,500**

PROGRAM 3 – 911 SYSTEM MANAGEMENT $ 2,500

Covers the cost of office related items such as pens, pads, and paper used in the course of normal 911 operations.

521200 - OPERATING SUPPLIES **$ 2,000**

PROGRAM 2 - 911 PUBLIC EDUCATION $1,000
This account will be used to cover costs of 911 Coloring Books, CD's, flyers, pencils, bumper stickers, and other materials required for presentations and special events.

PROGRAM 3 – 911 MANAGEMENT $1,000

Cover costs of operational supplies such as toner cartridges.

522050 – GENERATOR REPAIRS & MAINTENANCE $1,000

PROGRAM 3 – 911 MANAGEMENT $1,000

Covers the cost of generator repairs or maintenance at Ball Park Road tower generator.

522100 - HEAVY EQUIPMENT REPAIRS & MAINTENANCE $2,000

PROGRAM 3 - 911 SYSTEM MANAGEMENT $2,000

This account will be used to cover the cost of repairing and maintaining the radio tower, back-up generator, and equipment not covered under contracted maintenance.

CIPOV (Tower Lights) $500 x 4 = $2,000

522200 - SMALL EQUIPMENT REPAIR & MAINTENANCE $ 2,000

PROGRAM 3- 911 SYSTEM MANAGEMENT $2,000

This account will be used to cover the cost of repairing computers, fax machines, paging system, console equipment, printers and equipment not covered under contracted maintenance. It also covers the Alarm at the Ball Park Road Tower.

524201 – GENERAL TORT LIABILITY INSURANCE $48

PROGRAM 3 – 911 SYSTEM MANAGEMENT $ 48

This account will cover cost of general tort liability for Training Coordinator and 911 Administrative Assistant.

524202 – SURETY BONDS $0

PROGRAM 3 – 911 SYSTEM MANAGEMENT $ 0

This account will cover cost of Surety Bonds for the Training Coordinator and 911 Administrative Assistant.

525000 - TELEPHONE $ 42,838

PROGRAM 3 – 911 SYSTEM MANAGEMENT $42,837.04

This account covers monthly charges for telephone lines, radio loops from Central Dispatch to the transmitter sites, and ring down lines.
Radio Loops (7) along with 9 cable pairs = $10,800
Tornado Alarm loop with 6 cable pairs = $1,800
Court House Elevator, 1 cable pair = $300
Central Dispatch Ring down Lines = $600
Ring down Lines to/from Central to Sheriff's Department = $200/month x 12 months = $2,400
Highway Patrol Ring Down Line $266/month x 12 months = $3,192 (PBT)
Mid Carolina Ring down line - $700
PBT Telephone Lines $1500 per month x 12/mo = $18,000
PBT 6 Lines w/Voicemail x $240.84/ yr =$1,445.04
Reverse 911 telephone lines 15 lines x $20/month x 12 = $3,600

525002 – TELEPHONE (800 SERVICE) $ 125

PROGRAM 3 – 911 SYSTEM MANAGEMENT $125

This account covers the cost of providing 800-telephone service to citizens living outside the Lexington telephone service area.

525004 – WAN SERVICE CHARGES $ 1,080

PROGRAM 3 – 911 SYSTEM MANAGEMENT $1080

This account covers the cost of providing WAN Service Charges for the Communications Coordinator and the Training Coordinator.
2 WAN Devices x 45 per month = $1,080

525021 – SMART PHONES PHONE $3,236

PROGRAM 3 – 911 SYSTEM MANAGEMENT $3,236

Smart Phones for 3 (On Call Personnel) for after hour duties – (3 x $84/mo x 12 mo + tax)

525030 - 800 MHZ RADIO SERVICE CHARGES $ 8,404

PROGRAM 3 – 911 SYSTEM MANAGEMENT $8,403.36

This account covers the cost of operating consoles and radios in Central Dispatch operations.
14 Radios 5 Sites Secure x $50.02/mo x 12 months = 8,403.36

525031 - 800 MHZ MAINTENANCE $64,631

PROGRAM 3 – 911 SYSTEM MANAGEMENT $64,630.32

This account covers the cost of annual maintenance for the radio equipment used in the daily operations of the 911 center 24 hours a day 7 days a week for the Lexington backup and Ball Park Road. (6 months for 4 consoles and 1 year for 6 consoles.- During Transition to new ECC on Ball Park Road.) Ball Park Road Equipment is covered for

10 Conventional Operator Positions with 1 Central Electronics Bank, infrastructure repair with advanced replacement = $16,878.96
10 Conventional Operator Positions with 1 Central Electronics Bank, onsite infrastructure response with local repair = $11,340.84
Conventional Backups = $8,016.96
1CEB = $199.92
1 AMB Card & 1 AIMI Card = $1,664.28
AVL MARVLIS Software Support = $26,529.36

525042 – SHARE POINT SERVICE CHARGES **$792**

This covers the cost of 12 share point seats. $66 x 12 seats = $792

525210 – CONFERENCE, MEETINGS & TRAINING EXPENSES **$ 29,~~458~~ 346**

PROGRAM 1 - 911 TRAINING $29,~~458~~ 346

This account will be used to cover cost of state mandated 911 certification courses at SC Criminal Justice Academy and training/continuing education courses required for renewal of all certifications to include Basic 911, (MEDS) Medical Emergency Dispatch, Fire Service Dispatch, NCIC (National Crime Information Computer, (NIMS) National Incident Management, (CPR), (EMT) Emergency Medical Technician, (APCO) Association of Public Safety Communications Officials and Law Enforcement Dispatch.

Medical Dispatch $75/class x 10 employee = $ 750.
(Required for Emergency Medical Certification)

911 State Mandated Certification $700/class x 15 = $10,500
(Required by State 911 Certification)

Fire Service Dispatch Class $75/class x 10 employees = $750.
(Required for APCO Certification)

Communications Center Supervisor Class $399/class x 4 employees = ~~$1,708~~ $1,596
(Required for APCO Certification)

OSSI CAD On-going CAD Training Certification
Registration and Lodging 2 employees x $625 = $1,250

Bi-Monthly In-Service Training = 6 classes = 2,000
(Required Continuing Education Credits for Various Training Certifications)
Including:

- CPR, NCIC, APCO, EMD, AVL, CAD, Mapping, Stress Debriefing

- Dispatching-- Fire, EMS and Law Enforcement Protocols, Helicopters, K-9, Traffic stops, Chases, Entrapments, Active Shooters, Multiple Agency Coordination,
- Call Taking—Suicidal, In-Progress/Active, Domestic Violence, Children, Elderly, TRU, Barricaded Subjects, 911 Hang-ups,

(Below are all required for CALEA Reaccreditation)
CALEA Conference 2 person Training $5,000
CALEA Accreditation Training On-Line $1,000
CALEA Annual Continuation Fee = $3,500

Crystal Reporting Training for PS Statistician = $3,000

525230 – SUBSCRIPTIONS, DUES & BOOKS **$4,976**

PROGRAM 2 – 911 TRAINING $4,976

This will allow for NENA (National Emergency Number Association), SCPAC (Police Accreditation Coalition) and CPAC (Communications Accreditation Coalition) memberships and training materials for the Communications Coordinator and the 911 Training officers.

DUES- SCPAC= $150
NENA= $260
CALEA PAC = $500
APCO = $1,575
BOOKS- 2 Cross Reference (Blue Books) $800
EMD Manuals = 20 x $79 + tax = $1,691

525240 – PERSONAL MILEAGE REIMBURSEMENT **$500**

PROGRAM 2 – 911 TRAINING $500

This will allow for the use of mileage reimbursement by employees to attend training courses or meetings when motor pool vehicles are not available.

525240 – MOTOR POOL REIMBURSEMNT **$1,000**

PROGRAM 1 – 911 TRAINING $1,000

This will allow for the use of motor pool vehicles by employees to attend training courses.

525600 – UNIFORMS & CLOTHING **$1,203**

PROGRAM 3 – SYSTEM MANAGEMENT $ 1,203

This will cover uniforms and clothing for the 911 Training Coordinator, statistician and Communications coordinator.
3 Short Sleeve Polo Shirts = $86.00
3 Long Sleeve Polo Shirts = $104.00
3 T-Shirts/undershirts = $36.00

1 Jacket = $45.00
3 Squad Pants = $105.00
1 Belt = $25.00
TOTAL per employee = $401

$ 401
X 3
$1,203

529903 - CONTINGENCY **$?**

PROGRAM 3 - 911 SYSTEM MANAGEMENT $??

SECTION V.D. – CAPITAL LINE ITEM NARRATIVES

540000 – SMALL TOOLS AND MINOR EQUIPMENT **$5,609**

This account will be used to replace small tools and equipment that become damaged or are no longer covered under maintenance.

3 Smart Phones replacements $214 x 3 + Tax = $687
Wireless Headsets $150.00 x 20 + Tax ~~= $3,000~~ = $3,210
Base stations for Wireless Headsets at ECC = $400 x 4 + tax = $1,712

REPLACEMENT MONITORS **$ 5,000**

Monitors are needed for the 911 center and/or as replacements for monitors that become inoperative. Continuous use shortens the life span and frequent replacement is required. Repair is not an option, according to the manufacturer.

REPLACEMENT DISPATCH CHAIRS **$ 5,658**

This will be used to replace chairs in the PSAPS. Chairs purchased will be Intensive use High Backs with Adjustable arms.

4 Intensive use chairs x $1,322 + tax = $5,658

(2) IPAD'S **$1,496**

(2) IPAD 2– 64 GB for the Training Coordinator and Statistician for meetings and training.
(2) IPAD 2- 64 GB with Zip Book Cover Laptop $1,496

FILE CABINET REPLACEMENTS **$3,000**

This will be used to replace the existing file cabinets for the administrative area and in the dispatch area of the New ECC Facility. Administrative and NCIC files need to be moved to the new facility and the old file cabinets need to be replaced.

(1) REPLACEMENT PRINTER **$939**

(1) Replacement for F1 printer for the Lexington PSAP replacing printer #28133

POWER DMS SOFTWARE **$2,600**

This will be used to upgrade to CALEA accreditation compliance software. Current software is at end of life and needs to be in compliance with CALEA Standards.

SECTION III

COUNTY OF LEXINGTON
NEW PROGRAM
911 FUNDS
Annual Budget
Fiscal Year - 2013-14

Fund: 2605
Division: Public Safety
Organization: 131300

Object Code	Expenditure Classification	BUDGET 2013-14 Requested	2013-14 Recommend	2013-14 Approved
	Personnel			
510100	Salaries & Wages	46,672		
510200	Overtime	0		
511112	FICA Cost	3,571		
511113	State Retirement	4,948		
511120	Insurance Fund Contribution	7,800		
511130	Workers Compensation	556		
511213	State Retirement - Retiree	0		
	*** Total Personnel**	**63,547**		
	Operating Expenses			
520300	Professional Services	250		
520702	Technical Currency & Support	0		
520800	Outside Printing	0		
521000	Office Supplies	0		
521100	Duplicating	0		
521200	Operating Supplies	0		
524000	Building Insurance	0		
524201	General Tort Liability Insurance	24		
524202	Surety Bonds -	0		
525000	Telephone	0		
525021	Smart Phone Charges	672		
525041	E-mail Service Charges -	81		
525042	Sharepoint License	66		
525100	Postage	0		
525110	Other Parcel Delivery Service	0		
525210	Conference & Meeting Expense	0		
525230	Subscriptions, Dues, & Books	0		
525240	Personal Mileage Reimbursement	0		
525300	Utilities - Admin. Bldg.	0		
	*** Total Operating**	**1,093**		
	**** Total Personnel & Operating**	**64,640**		
	Capital			
540000	Small Tools & Minor Equipment	0		
540010	Minor Software	540		
	1 Laptop	1,035		
	Monitor 20"	148		
	All Other Equipment	0		
	**** Total Capital**	**1,723**		
	***** Total Budget Appropriation**	**66,363**		

EMERGENCY COMMUNICATIONS PC/LAN ADMINISTRATOR $46,672.00 + FRINGE & BENEFITS

BACKGROUND

The Emergency Communications Center is a critical and complex network of technologies incorporating a host of systems requiring 24/7 management. These systems include a variety of specialized computer software, components and devices all supporting the operations of the Emergency Communications Center and ancillary Public Safety Departments. The support of these systems require that personnel be on-call after regular work hours to assist with general maintenance, troubleshooting, and repair, in addition to providing supervision over outside contractors and subcontracted vendors

PROPOSAL:

FLSA exempt position responsible for technical management of the County's 24/7 Public Safety network to include all of the Emergency Communications Center's systems; 9-1-1 Emergency/Non-Emergency Telephones, Radios, Recording Devices, Automated Vehicle Locator (AVL), National Crime Information Center certification and Computer Aided Dispatch (CAD) System. The position performs analytical duties in the development, operation, administration, and support of these systems. Ensures that the systems function efficiently and effectively on a 24/7 basis; manages projects related to maintaining and enhancing the systems; tests and supports a variety of specialized computer software, components and devices; works directly with vendors, and provides technical support and assistance to end users. This position reports to the Communications Coordinator and in conjunction with the Information Service Manager.

ESSENTIAL FUNCTIONS:

Installs, maintains and troubleshoots for the Public Safety network systems that support the Emergency Communications Center. Performs a variety of complex analytical duties in the development, operation, administration, and support of the Center's Systems. Tests and supports a variety of specialized system, software, components and devices. Leads the evaluation and testing of new and enhanced CAD/Telephone/Radio/Recording/AVL applications; installs and/or upgrades these software applications; troubleshoots and rectifies software related problems; coordinates and documents testing of new or revised CAD Telephone/Radio/Recording/AVL / software applications. Manages system code table values to maintain system integrity. Maintains system integration and interfaces to CAD/Telephone/Radio/Recording/AVL Systems. Liaison with operational unit to assist business processes and develops recommendation and action plans including data standards, process workflows, and template configurations. Investigates, analyzes, and resolves CAD system related problems; resolves compatibility problems; troubleshoots system software, and communication problems; recommends and implements changes and improvements. Serves as liaison with system software suppliers and vendors; monitors contracted services for quality and compliance with the Center's standards. Maintains CAD system security and integrity; monitors security of CAD system and supporting applications; identifies unauthorized access and potential security risks; makes recommendations on security enhancements. Develops, maintains, and exercises CAD business continuity plan and procedures. Responds to user inquiries on CAD system operations; troubleshoots and diagnoses system and operator problems. Oversees, supports, and coordinates operations of the Mobile Dispatch Computers in Public Safety vehicles; works with designated subject matter experts from Police, Fire, EMS, IT Departments on laptop hardware and

software. Develops and delivers ad hoc and routine reports as requested. Performs technical writing duties in the development, production and maintenance of system documentation, instructional materials and procedural manuals. Confers with staff from various departments and outside agencies to facilitate upgrades as well as solve program, system, operational, and procedures problems; analyzes problems and recommends corrective action; designs, develops and implements solutions; coordinates system activities. Provides technical assistance in the development of policies and procedures related to system availability, security and related services; maintains operational practices to support policies and procedures. Contacts vendors for components, technical reference and/or services required for system maintenance and enhancement projects. Provides high level of professionalism and customer service to all internal and external contacts. Ability to report to the Center's backup site as required. Supports the Commission on Accreditation for Law Enforcement Agency (CALEA) accreditation program. Maintains high level of confidential and sensitive information in a discrete and professional manner. Performs related work, special projects or other duties as assigned. Be reliable, dependable and report for work on a consistent basis.

PREFERRED/REQUIRED KNOWLEDGE AND ABILITIES:

Public Safety/Emergency Services and Communications background. Methods and techniques of hardware and software configuration and installation. Methods and techniques of troubleshooting hardware and software problems. Principles, practices, methods, and techniques used in computer systems development, maintenance and administration. Familiarity with web application programming languages. Methods and techniques of developing technical manuals and instructional materials. Principles and practices of system security and administration. Principles of customer service. Proficiency in Crystal Reports development. Proficiency in Microsoft Internet Information Services (ISS) administration. Proficiency in HTML, XML, and CSS. Proficiency in writing SQL queries. Minimum of three (3) years experience with Windows Server platform. Minimum of three (3) years experience with system monitoring, diagnosing and troubleshooting. Minimum of three (3) years experience with system support of complex integrated systems. Minimum of three (3) years experience with backup & recovery environments. Strong background in Microsoft SQL servers. Experience developing and maintaining comprehensive system documentation files. Familiarization with server virtualization infrastructure. Self directed and able to perform tasks with minimal supervision. Display strong inter-personal, verbal and written communication skills. Excellent communication skills and the ability to generate concise technical reports. The ability to take the initiative on a variety of issues. Demonstrate creative thinking and a willingness to learn and execute. Analyze and solve problems. Demonstrated ability to work collaboratively and cooperatively with co-workers and personnel from customer agencies. Learn new technologies and assimilate new information quickly. Coordinate multiple priorities and competing demands on time. Present ideas and recommendations in a clear and concise manner. Communicate effectively in English both orally and in writing. Strong service orientation with a demonstrated ability to handle and manage multiple projects and assignments. Strong problem-solving skills & attention to detail. Demonstrated ability to manage work schedules and project priorities.

REQUIRED EDUCATION AND EXPERIENCE:

BS Degree in Computer Science, Computer Engineering, or related technical field; or any combination of relevant education and experience which would demonstrate the individual's knowledge, skill and ability to perform the essential duties and responsibilities listed.

OPERATING EXPENSES

Professional Services =	$250
General Tort Liability =	$24
Smart Phone Charges =	$672
E-mail Service Charges =	$81
Sharepoint License =	$66
	$1093

CAPITAL EXPENSES

Minor Software =	$ 540
1 Laptop =	$1,035
Monitor 20" =	$ 148
	$1,723

SECTION VI.C. – OPERATING LINE ITEM NARRATIVES

911 DIVISION

520300 – PROFESSIONAL SERVICES **$ 250**

PROGRAM 3 - 911 SYSTEM MANAGEMENT $ 250

This account will cover the cost of the position questionnaire evaluation.

524201 – GENERAL TORT LIABILITY **$24**

PROGRAM 3 - 911 SYSTEM MANAGEMENT $24

This account will cover the general tort liability coverage.

525021 – SMART PHONES PHONE **$672**

PROGRAM 3 – 911 SYSTEM MANAGEMENT $672

1 Smart Phones for the On Call Personnel for after hour duties

525041 – EMAIL SERVICE CHARGES **$81**

This covers the cost of email service charges $81

525042 – SHARE POINT SERVICE CHARGES **$66**

This covers the cost of 1share point seat. $66

SECTION V.D. – CAPITAL LINE ITEM NARRATIVES

540010 – MINOR SOFTWARE **$540**

This account will be used for minor software.

(1) LAPTOP **$1,035**

(1) Laptop for Position

MONITOR **148**

(1) 20" Monitor

SECTION I

COUNTY OF LEXINGTON
SCE & G SUPPORT FUND
Annual Budget
Fiscal Year - 2013-14

Object Code	Revenue Account Title	Actual 2011-12	Received Thru Dec 2012-13	Amended Budget Thru Dec 2012-13	Projected Revenues Thru Jun 2012-13	Requested 2013-14	Recommend 2013-14	Approved 2013-14
	***SCE & G Support Fund 2606:**							
	Revenues:							
461000	Investment Interest	16	23	0	0	0		
466000	SCE & G Support Funds	0	18,968	18,968	18,968	19,180		
	**** Total Revenue**	16	18,991	18,968	18,968	19,180		
	*****Total Appropriation**				64,490	19,180		
	Contingency:							
	Unused				23,817			
	Carryforward					*0*		
	FUND BALANCE							
	Beginning of Year				26,997	5,292		
	FUND BALANCE - Projected							
	End of Year				5,292	5,292		

SECTION II

COUNTY OF LEXINGTON
Proposed Revenues
Fines, Fees, and Other
Budget FY - 2013-2014

Fund #: 2606 Fund Name: SCE&G

Organ. #: 131101 Organ. Name: Emergency Management

Revenue Code	Fee Title	Actual Fees FY 2010-11	Actual Fees FY 2011-12	12/31/2011 Year-to-Date FY 2012-13	Anticipated Fiscal Year Total FY 2012-13	Budget Units of Service	Budget Current Fee	Budget Current Total Estimated Fees FY 2013-14	Proposed Fee Change	Total Proposed Estimated Fees FY 2013-14
466000			$ 16	$ 18,991	$ 18,968		$ 18,968	$ 19,180		$ 19,180

SECTION III

COUNTY OF LEXINGTON
SCE & G SUPPORT FUND
Annual Budget
Fiscal Year - 2013-14

Fund: 2606
Division: Public Safety
Organization: 131101 - Emergency Preparedness

Object Code	Expenditure Classification	2011-12 Expend	2012-13 Expend (Dec)	2012-13 Amended (Dec)	BUDGET 2013-14 Requested	BUDGET 2013-14 Recommend	BUDGET 2013-14 Approved
	Personnel						
	*** Total Personnel**	**0**	**0**	**0**	**0**		
	Operating Expenses						
520200	Contracted Services	20,245	5,000	19,388	1,000		
520800	Outside Printing	2,845	0	2,845	0		
521000	Office Supplies	13	0	800	0		
521100	Duplicating	600	0	900	0		
521200	Operating Supplies	864	0	1,664	0		
522200	Small Equipment Repairs & Maintenance	0	1,004	1,300	1,500		
522300	Vehicle Repairs & Maintenance	0	0	208	0		
525090	Other Communication Charges	0	0	960	2,880		
525210	Conference, Meeting & Training Expense	3,651	1,084	3,743	0		
525240	Personal Mileage Reimbursement	300	0	300	0		
525250	Motor Pool Reimbursement	3,045	0	4,389	0		
529903	Contingency	23,187	0	23,817	0		
	*** Total Operating**	**54,750**	**7,088**	**60,314**	**5,380**		
	**** Total Personnel & Operating**	**54,750**	**7,088**	**60,314**	**5,380**		
	Capital						
540000	Small Tools & Minor Equipment	4,386	3,507	3,718	0		
540010	Minor Software	2,761	0	458	2,100		
	(10) Standard Computers	0	0	0	7,950		
	(4) Monitors for Command Post	0	0	0	3,000		
	Labor for Satellite Installation	0	0	0	750		
	**** Total Capital**	**7,147**	**3,507**	**4,176**	**13,800**		
	***** Total Budget Appropriation**	**61,897**	**10,595**	**64,490**	**19,180**		

SECTION IV

COUNTY OF LEXINGTON
Capital Item Summary
Fiscal Year - 2013 - 2014

Fund # 2606 Fund Title: SCE&G
Organization # 131101 Organization Title: Emergency Management
Program # Program Title:

Qty	Item Description	***BUDGET*** 2013-2014 Requested Amount
1	Minor Software for iPads	2,100
10	Standard Computers	7,950
4	Monitors	3,000
1	Labor for Satellite Installation	750

** **Total Capital (Transfer Total to Section III)** **13,800**

SECTION V – PROGRAM OVERVIEW

PS/SCE&G SUPPORT FUND

Summary of Programs:

PROGRAM 1 – PS/ADMINISTRATION

Objectives:

This program provides for services required to support Emergency Management for the V.C. Summer Nuclear Station operations. Lexington County is required by FEMA to plan for evacuation and emergency measures within a ten-mile radius of the plant. A portion of the County (Chapin) to include nearly 3,000 county residents fall within this area.

SECTION VI. - LINE ITEM NARRATIVES

SECTION VI.A. – LISTING OF REVENUES

466000 SCE&G SUPPORT FUNDS **$19,180**

This funding is used to meet the County's responsibility for Radiological Emergency Planning (REP) for the V.C. Summer Nuclear Station to meet the criteria established by the Federal Emergency Management Agency (FEMA) and the Nuclear Regulatory Commission (NRC).

SECTION VI.B. – PERSONNEL

Current Staffing Level:

	Full Time Equivalent			
Job Title Positions	General Fund	Other Fund	Total	Grade
Emergency Manager	1.00	0.00	1.00	19
Administrative Assistant	1.00	0.00	1.00	7
TOTAL POSITIONS	2.00	0.00	2.00	



VI.C. - OPERATING LINE ITEM NARRATIVES

520200 – CONTRACTED SERVICES **$1,000**

$1,000

Satellite Annual Service Fee = $1,000.00

522200 – SMALL EQUIPMENT REPAIRS & MAINTENANCE **$1,500**

This account will be used to calibrate digital radiological equipment in support of V.C. Summer Nuclear operations to ensure readiness to respond to radiological emergencies.

525090 – OTHER COMMUNICATION CHARGES **$2,880**

This account will be used for monthly voice access fees for satellite phones.

3 Satellite Radios $80/months x 12 months = $2,880.00

VI.D. – CAPITAL LINE ITEM NARRATIVES

540010 – MINOR SOFTWARE **$2,100**

This account will be used to purchase minor software for iPads that will be used for damage assessment in the County.

5A – (10) STANDARD COMPUTERS **$7,950**

This account will be used to purchase 10 Standard Computers that will replace 7 laptops that have been recommended for replacement by Information Services.

10 Standard Computers @ $795.00/each = $7,950.00.

5A – (4) SATELLITE MONITORS **$3,000**

This account will be used to purchase 4 monitors for the Command Post. Up-to-date information will be displayed during a disaster or emergency to assist Command at the scene to make informative decisions regarding the event.

5A – LABOR FOR SATELLITE HOOKUP AND INSTALLATION **$750**

This account will be used for the installation fee on additional wiring needed to display 4 monitors in the Command Post. Up-to-date Satellite information will be displayed during a disaster or emergency to assist Command at the scene to make informative decisions regarding the event.

COUNTY OF LEXINGTON
PUBLIC DEFENDER
Annual Budget
Fiscal Year 2013-14

Object Code	Revenue Account Title	Actual 2011-12	Received Thru Dec 2012-13	Amended Budget Thru Dec 2012-13	Projected Revenues Thru Jun 2012-13	Requested 2013-14	Recommend 2013-14	Approved 2013-14
	*** P/D (Indigent Criminal Defense) 2618:**							
	Revenues:							
451610	State Revenue (Lexington)	54,287	60,637	75,000	75,000	75,000		
461000	Investment Interest	0	0	5	5	5		
	**** Total Revenue**	54,287	60,637	75,005	75,005	75,005		
	*****Total Appropriation**				75,000	75,000		
	FUND BALANCE Beginning of Year				(1,268)	(1,263)	(1,263)	(1,263)
	FUND BALANCE - Projected End of Year				(1,263)	(1,258)	(1,263)	(1,263)

Fund: 2618
Division: Judicial
Organization: 141400 - Public Defender

Object Code	Expenditure Classification	2011-12 Expend	2012-13 Expend (Dec)	2012-13 Amended (Dec)	***BUDGET*** 2013-14 Requested	2013-14 Recommend	2013-14 Approved
	Personnel						
	*** Total Personnel**	**0**	**0**	**0**			
	Operating Expenses						
520300	Professional Services	54,286	53,871	75,000	75,000		
	*** Total Operating**	**54,286**	**53,871**	**75,000**	**75,000**		
	**** Total Personnel & Operating**	**54,286**	**53,871**	**75,000**	**75,000**		
	Capital						
	**** Total Capital**	**0**	**0**	**0**			
	***** Total Budget Appropriation**	**54,286**	**53,871**	**75,000**	**75,000**		

OFFICE OF THE PUBLIC DEFENDER
Eleventh Judicial Circuit
Lexington, Saluda, Edgefield,
and McCormick Counties

ROBERT M. MADSEN
Circuit Public Defender

ELIZABETH FULLWOOD
Lexington Public Defender
407½ W. Main St.
Lexington, SC 29072
Telephone (803) 785-8873
Fax (803) 957-1443

W. GREG SEIGLER
Tri-County Public Defender
Post Office Box 1852
McCormick, SC 29835
Telephone (864) 852-9555
Fax (864) 852-9554

February 15, 2013

Joe Mergo
Administrator
Lexington County
212 South Lake Drive
Lexington, South Carolina 29072

RE: Eleventh Circuit Public Defender Budget

DELIVERED BY HAND

Dear Joe:

Attached is the proposed Eleventh Circuit Public Defender budget for FY 13/14. The Eleventh Circuit Public Defenders Office requests Lexington County contribute $514,806.00 to our upcoming budget. I am requesting that two new attorney positions this year. One attorney position will practice in Magistrates Court and the other position will practice mainly in Family Court representing juveniles. In the past, neither area has received the Constitutionally mandated representation or attention they deserve. Attached are a variety of charts which illustrate the County funding levels throughout South Carolina.

I request an audience with either County Council as a whole or the appropriate judicial committee to answer any questions they may have about the Eleventh Circuit Public Defenders Office, our budget, or our funding request for two new attorney positions.

With my warm personal regards, I remain,

Sincerely,

Robert M. Madsen

2013 COUNTY FUNDING RANK

	County	2010 Census	County Funding	Per Capita
1.	Charleston	350,209	$2,925,961.00	$8.35
2.	Richland	384,504	$1,567,650.00	$4.08
3.	Spartanburg	284,307	$1,116,169.00	$3.93
4.	York	226,703	$1,071,932.00	$4.73
5.	Horry	269,291	$1,067,214.00	$3.96
6.	Beaufort	162,233	$736,949.00	$4.54
7.	Dorchester	136,555	$598,525.00	$4.38
8.	Orangeburg	92,501	$544,680.00	$5.89
9.	Greenville	451,225	$513,922.00	$1.14
10.	Florence	136,885	$507,718.00	$3.71
11.	Aiken	160,099	$400,770.00	$2.50
12.	Lexington	262,391	$386,500.00	$1.47
13.	Anderson	187,126	$328,900.00	$1.76
14.	Berkley	177,843	$326,268.00	$1.83
15.	Colleton	38,892	$239,901.00	$6.17
16.	Sumter	107,456	$225,000.00	$2.09
17.	Oconee	74,273	$212,000.00	$2.85
18.	Greenwood	69,661	$149,000.00	$2.14
19.	Cherokee	55,342	$140,000.00	$2.53
20.	Lancaster	76,652	$127,000.00	$1.66
21.	Georgetown	60,158	$126,100.00	$2.10
22.	Darlington	68,681	$125,000.00	$1.82
23.	Kershaw	61,697	$100,000.00	$1.62
24.	Pickens	119,224	$95,941.00	$0.80
25.	Laurens	66,537	$76,000.00	$1.14
26.	Newberry	37,508	$70,475.00	$1.88
27.	Marion	33,062	$60,240.00	$1.82
28.	Clarendon	34,971	$60,000.00	$1.72
29.	Chester	33,140	$58,000.00	$1.75
30.	Dillon	32,062	$54,000.00	$1.68
31.	Marlboro	28,933	$52,290.00	$1.81
32.	Fairfield	23,956	$52,000.00	$2.17
33.	Jasper	24,777	$46,000.00	$1.86
34.	Hampton	21,090	$44,000.00	$2.09
35.	Chesterfield	46,735	$43,528.00	$0.93
36.	Lee	19,220	$40,000.00	$2.08
37.	Barnwell	22,621	$40,000.00	$1.77
38.	Williamsburg	34,423	$31,852.00	$0.93
39.	Bamberg	15,987	$31,000.00	$1.94
40.	Calhoun	15,175	$30,405.00	$2.00
41.	Union	28,961	$27,950.00	$0.97
42.	Abbeville	25,417	$26,790.00	$1.05
43.	Edgefield	26,985	$25,000.00	$0.93
44.	McCormick	10,233	$21,000.00	$2.05
45.	Allendale	10,419	$20,000.00	$1.92
46.	Saluda	19,875	$20,000.00	$1.01

2013 COUNTY PER CAPITA FUNDING RANK

	County	2010 Census	County Funding	Per Capita
1.	Charleston	350,209	$2,925,961.00	$8.35
2.	Colleton	38,892	$239,901.00	$6.17
3.	Orangeburg	92,501	$544,680.00	$5.89
4.	York	226,703	$1,071,932.00	$4.73
5.	Beaufort	162,233	$736,949.00	$4.54
6.	Dorchester	136,555	$598,525.00	$4.38
7.	Richland	384,504	$1,567,650.00	$4.08
8.	Horry	269,291	$1,067,214.00	$3.96
9.	Spartanburg	284,307	$1,116,169.00	$3.93
10.	Florence	136,885	$507,718.00	$3.71
11.	Oconee	74,273	$212,000.00	$2.85
12.	Cherokee	55,342	$140,000.00	$2.53
13.	Aiken	160,099	$400,770.00	$2.50
14.	Fairfield	23,956	$52,000.00	$2.17
15.	Greenwood	69,661	$149,000.00	$2.14
16.	Georgetown	60,158	$126,100.00	$2.10
17.	Sumter	107,456	$225,000.00	$2.09
18.	Hampton	21,090	$44,000.00	$2.09
19.	Lee	19,220	$40,000.00	$2.08
20.	McCormick	10,233	$21,000.00	$2.05
21.	Calhoun	15,175	$30,405.00	$2.00
22.	Bamberg	15,987	$31,000.00	$1.94
23.	Allendale	10,419	$20,000.00	$1.92
24.	Newberry	37,508	$70,475.00	$1.88
25.	Jasper	24,777	$46,000.00	$1.86
26.	Berkley	177,843	$326,268.00	$1.83
27.	Darlington	68,681	$125,000.00	$1.82
28.	Marion	33,062	$60,240.00	$1.82
29.	Marlboro	28,933	$52,290.00	$1.81
30.	Barnwell	22,621	$40,000.00	$1.77
31.	Anderson	187,126	$328,900.00	$1.76
32.	Chester	33,140	$58,000.00	$1.75
33.	Clarendon	34,971	$60,000.00	$1.72
34.	Dillon	32,062	$54,000.00	$1.68
35.	Lancaster	76,652	$127,000.00	$1.66
36.	Kershaw	61,697	$100,000.00	$1.62
37.	Lexington	262,391	$386,500.00	$1.47
38.	Laurens	66,537	$76,000.00	$1.14
39.	Greenville	451,225	$513,922.00	$1.14
40.	Abbeville	25,417	$26,790.00	$1.05
41.	Saluda	19,875	$20,000.00	$1.01
42.	Union	28,961	$27,950.00	$0.97
43.	Williamsburg	34,423	$31,852.00	$0.93
44.	Chesterfield	46,735	$43,528.00	$0.93
45.	Edgefield	26,985	$25,000.00	$0.93
46.	Pickens	119,224	$95,941.00	$0.80

SUMMARY OF INDIGENT DEFENSE CIRCUITS

Rank	Circuit	Atty #
1	9th	32
2	5th	24
3	13th	21
4	7th	20
5	1st	17
6	14th	13
7	16th	13
8	15th	12
9	3rd	12
10	10th	11
11	2nd	10
12	11th	9
13	6th	8
14	8th	8
15	12th	8
16	4th	7

Rank	Circuit	Population
1	13th	570449
2	9th	528052
3	5th	446201
4	7th	358580
5	15th	329449
6	11th	319484
7	10th	261399
8	14th	257411
9	16th	255664
10	1st	244231
11	3rd	233328
12	8th	199123
13	2nd	198707
14	4th	176411
15	12th	169947
16	6th	133748

Rank	Circuit	Funding
1	9th	$3,302,229.00
2	5th	$1,667,650.00
3	7th	$1,256,169.00
4	15th	$1,193,314.00
5	1st	$1,173,610.00
6	16th	$1,114,882.00
7	14th	$1,086,850.00
8	13th	$609,863.00
9	12th	$567,958.00
10	10th	$540,900.00
11	2nd	$471,770.00
12	11th	$452,700.00
13	3rd	$356,852.00
14	8th	$322,265.00
15	4th	$274,818.00
16	6th	$237,000.00

SECTION I

COUNTY OF LEXINGTON
PUBLIC DEFENDER
SUMMARY OF DEPARTMENTAL REVENUES
Annual Budget
FY 2013-14 Estimated Revenue

Fund: 2619
Division: 141400
Organization: Public Defender

Object Code	Revenue Account Title	Requested 2013-14	Recommend 2013-14	Approved 2013-14
	Revenues:			
	** Total Revenue (Section II)	0	0	0
	*** Total Appropriation (Section III)			

SECTION II

COUNTY OF LEXINGTON
PUBLIC DEFENDER
Proposed Revenues
Fines, Fees, and Other
Budget FY - 2013-2014

Fund #: 2619 Fund Name: Special Revenue Fund

Organ. #: 141400 Organ. Name: Public Defender

Revenue Code	Fee Title	Actual Fees FY 2010-11	Actual Fees FY 2011-12	12/31/2012 Year-to-Date FY 2012-13	Anticipated Fiscal Year Total FY 2012-13	Budget				
						Units of Service	Current Fee	Total Estimated Fees FY 2012-13	Proposed Fee Change	Total Proposed Estimated Fees FY 2012-13

COUNTY OF LEXINGTON
PUBLIC DEFENDER
Annual Budget
FY 2013-14 Estimated Revenue

Object Code	Revenue Account Title	Actual 2011-12	Received Thru Dec 2012-13	Amended Budget Thru Dec 2012-13	Projected Revenues Thru Jun 2012-13	Requested 2013-14	Recommend 2013-14	Approved 2013-14
	*** Public Defender 2619:**							
	Revenues:							
451610	State Revenue (Lexington)	239,144	66,091	142,298	142,298	264,364		
451611	State Revenue (Tri-Counties)	61,022	14,381	37,016	37,016	57,522		
451620	State Supplemental (Lexington)	91,233	22,500	108,695	108,695	91,233		
451621	State Supplemental (Tri-Counties)	23,732	5,853	28,274	28,274	23,732		
451630	Public Defender Fees (Lexington)	97,851	41,483	98,904	98,904			
	- Probation Fees					42,292		
	- Civil Fees					38,658		
	- CDV Fees					78,126		
	- DUI Fees	91,233				5,233		
451631	Public Defender Fees (Tri-County)	25,340	9,945	25,576	25,576			
	- Probation Fees					11,001		
	- Civil Fees					10,056		
	- CDV Fees					16,999		
	- DUI Fees					1,302		
455004	Tri-Counties Contribution Funding	40,500	16,000	49,000	49,000	66,000		
457000	Federal Grant Income	0	0	0	0	0		
461000	Investment Interest	88	8	1,000	1,000	100		
462002	Workers Compensation Reimburseme	1,275	0	0	0	0		
469900	Miscellaneous Revenues	139	24	0	0	0		
801000	Op Trn from General Fund	386,500	193,250	386,500	386,500	386,500		
822619	RET from Public Defender	0	0	0	0	~~1,093,117~~ 0		
	**** Total Revenue**	**1,058,057**	**369,535**	**877,263**	**877,263**	1,093,118 1,102,137		
	*****Total Appropriation**				1,125,271	~~1,093,017~~		
	Personnel: Frozen Position (1) w/Fringes				44,561	52,227		
	FUND BALANCE Beginning of Year				87,109	(116,338)	(116,338)	(116,338)
	FUND BALANCE - Projected End of Year				(116,338)	~~(64,011)~~ (73,130)	(116,338)	(116,338)

COUNTY OF LEXINGTON
PUBLIC DEFENDER
Annual Budget
Fiscal Year - 2013-14

Fund: 2619
Division: Judicial
Organization: 141400 - Public Defender

Object Code	Expenditure Classification	2011-12 Expend	2012-13 Expend (Dec)	2012-13 Amended (Dec)	BUDGET 2013-14 Requested	BUDGET 2013-14 Recommend	BUDGET 2013-14 Approved
	Personnel						
510100	Salaries & Wages - 14/12	661,692	308,998	762,763	756,211		
510200	Overtime	0	0	0			
511112	FICA Cost	48,030	22,428	58,351	57,850		
511113	SCRS - Employer's Portion	63,229	32,754	80,853	80,158		
511114	PORS - Employer's Portion	0	0	0			
511120	Employee Insurance - 14/12	93,600	46,800	109,200	109,200		
511130	Workers Compensation	2,383	1,113	2,746	2,746		
511214	PORS - Employer Portion (Retiree)	0	0	0			
511131	SC Unemployment	7,498	652	0			
519999	Personnel Contingency	0	0	15,966			
	*** Total Personnel**	**876,432**	**412,745**	**1,029,879**	**1,006,165**		
	Operating Expenses						
520219	Water & Other Beverage Service	237	132	400	400		
520300	Professional Services	0	0	0			
520303	Accounting/Auditing Services	225	0	0			
520704	Computer Security & Management Serv	127	0	344	344		
521000	Office Supplies	6,176	2,254	8,000	8,000		
521100	Duplicating	2,895	1,027	3,000	3,000		
522000	Building Repairs & Maintenance	0	0	0			
522200	Small Equip Repairs & Maintenance	0	0	233	250		
523100	Building Rental	24,924	13,379	26,758	27,731		
524000	Building Insurance	160	80	165	165		
524201	General Tort Liability Insurance	946	473	975	975		
524202	Surety Bonds	87	0	0	87		
525000	Telephone	6,413	3,477	7,000	7,000		
525004	WAN Service Charges	5,880	2,940	6,220	6,220		
525041	E-mail Service Charges - 14	1,116	567	1,300	1,300		
525100	Postage	1,272	608	1,000	1,300		
525210	Conference, Meeting & Training Expense	6,191	5,635	6,700	6,700		
525230	Subscriptions, Dues & Books	9,072	5,800	10,000	10,000		
525240	Personal Mileage Reimbursement	15,765	8,966	15,500	16,000		
525328	Util / Public Defenders Offices	4,137	2,895	5,530	5,500		
	*** Total Operating**	**85,623**	**48,233**	**93,125**	**94,972**		
	**** Total Personnel & Operating**	**962,055**	**460,978**	**1,123,004**	**1,101,137**		
	Capital						
540000	Small Tools & Minor Equipment	184	0	267	500		
540010	Minor Software	0	0	0	500		
	All Other Equipment	202	0	2,000	0		
	**** Total Capital**	**386**	**0**	**2,267**	**1,000**		
	***** Total Budget Appropriation**	**962,441**	**460,978**	**1,125,271**	**1,102,137**		

SECTION IV

COUNTY OF LEXINGTON
Capital Item Summary
Fiscal Year - 2013 - 2014

Fund # 2619 Fund Title:
Organization # 141400 Organization Title: Public Defender
Program # Program Title:

Qty	Item Description	***BUDGET*** 2013-2014 Requested Amount
540000	Small Tools & Minor Equipment	500
540010	Minor Software	500

SECTION V – PROGRAM OVERVIEW

Summary of Programs

Background
Program 1-Adult General Sessions
Program 2-Juvenile Family Court

Background:

The Eleventh Circuit Public Defenders Office represents indigent individuals charged with misdemeanors, felonies, and probation violations in the Eleventh Judicial Circuit. The Eleventh Judicial Circuit is composed of Lexington, Saluda, Edgefield, and McCormick counties. The Public Defenders Office benefits clients and the judicial system by fostering efficient administration of cases through the courts. Clients and the community as a whole benefit when the rights of individual defendants are protected.

Program 1: Adult General Sessions

Objectives:

The primary goal of the Eleventh Circuit Public Defenders Office is to provide the best possible representation to each client and to guarantee the protection of the individual client's rights. The existence of this office guarantees that an individual's right to counsel is meaningfully provided . Our attorneys and support staff are dedicated to protecting the rights of the accused and to the integrity of the justice system. The Eleventh Circuit Public Defenders Office is dedicated to the full and fair representation of all persons in our community who cannot afford legal counsel and are in danger of being deprived a liberty interest due to a criminal accusation. Our office seeks to protect each client's constitutional rights, to defend against discriminatory treatment and disproportionate punishment, and to ensure that no one who is innocent is ever wrongfully convicted. We are committed to providing all mandated legal services in an efficient and cost-effective manner while holding ourselves to the highest professional and ethical standards. By doing so, the integrity of the system as a whole is upheld as a secondary goal, to the benefit of the community at large.

We will continue to focus on alternatives to incarceration, both during pretrial and during the dispositional phase, with a particular emphasis on treatment alternatives. To further this end, we will continue to explore better methods for the system as a whole to identify low risk offenders (both current risk to the community and risk of recidivism) who would be appropriate for alternatives to incarceration.

Program 2: Juvenile Family Court

Objectives:

The primary goal of the Eleventh Circuit Public Defenders office in juvenile cases is the same as that for adult clients: to vigorously defend each client. The attorneys who defend juvenile clients strive to protect each client's constitutional rights while guarding against discrimination and disproportionate treatment.

In the Family Court setting, where the Court's goal is to act in the best interests of the child, we collaborate with other professionals from local schools, the Department of Mental Health, and the Department of Juvenile Justice to find the best resolutions in our clients' cases. With rehabilitation in mind, we look for alternatives to incarceration, whether in the community or in facilities where juveniles may receive treatment for drug or alcohol abuse or mental health problems.

It is our goal to educate our juvenile clients and their parents about their criminal cases by explaining the court process and the possible consequences of their charges, but also to provide our clients with tools they need to become productive citizens in order to reduce recidivism and ultimately keep them from becoming adult offenders.

Program 3: CDV Court

Objectives:

The primary goal of the Eleventh Circuit Public Defenders office in CDV court is the same as all other courts. We strive to provide diligent, but cost effective representation of clients charged with criminal domestic violence cases in Magistrates Court. While we will vigorously defend all of our client's constitutional rights, we will also look for alternative programs available in lieu of incarceration. Such programs will not only help reduce recidivism, but also help our clients to become productive members of society.

SERVICE LEVELS

Service Level Indicators:	Actual 2010	Actual 2011	Actual 2012	Projected 2013
Program 1:				
Individuals seen in Bond Court	3252	3783	3294	3300
Individuals Appointed PD	2155	2379	1959	2000
Appointed to Private Bar	22	30	65	75
PD Conflict	20	26	60	
Order GS Judge	2	3	3	
Order Mag. Judge	0	1	2	
Percentage of Adult Case Load	66.2%	62.9%	59.4%	60.6%
Program 2:				
Juvenile Cases in Court	400	420	356	375
Private Bar	25	30	27	30
Juveniles Appointed PD	375	390	329	345
Percentage of Juvenile Case Load	93.75%	92.85%	92.4%	92.0%

We believe that the percentage of Juveniles represented by the Public Defender's Office will remain about the same for the next calendar year.

Program 3:				
Individuals appointed in CDV Court			8	
Total:				
Total Individuals Charged	3815	4203	3650	4000
Individuals Appointed PD	2645	2774	2296	2700
Percentage of Entire Case Load	69.3%	66.0%	62.9%	67.5%

Attorneys in this office closed an average of 273 adult cases in 2012. Adding closed adult case with newly opened adult cases shows that attorneys in this office averaged about 450 adult client contacts in 2012.

SECTION VI. - LINE ITEM NARRATIVES

SECTION VI. A. LISTING OF REVENUES

451610 – State Revenue (Lexington) **$264,364**

This is our state appropriated monies for Lexington County. These funds are distributed on a per capita basis and are based on the 2010 census. This amount is larger than last year because of the use of the new census numbers.

451611 – State Revenue (Tri-Counties) **$57,522**

This is our state appropriated monies for the Tri-Counties. These funds are distributed on a per capita basis and are based on the 2010 census. This amount is larger than last year because of the use of the new census numbers.

451620 – State Supplemental (Lexington) **$91,233**

These are additional monies distributed by the Office of Indigent Defense from surplus left over from other funds. They are usually distributed monthly based the 1990 census. This is not a static amount and can change from year to year.

451621 – State Supplemental (Tri-Counties) **$23,732**

These are additional monies distributed by the Office of Indigent Defense from surplus left over from other funds. They are usually distributed monthly based the 1990 census. This is not a static amount and can change from year to year.

451630 – Public Defender Fees (Lexington)

- **Probation Fees** **$42,292**

Anyone placed on probation and represented by appointed counsel must pay a $500 fee as a part of their sentence. These fees are then distributed on a per capita basis based on the 1990 census.

- **Civil Fees** **$38,658**

Anyone filing a civil lawsuit must pay a surcharge. This surcharge is then divided among its recipients. The Office of Indigent Defense distributes this money on a per capita basis based on the 1990 census.

– **CDV Fees** **$78,126**

This is surcharge assessed on all CDV cases. It is distributed on a per capita basis. The distribution is based on the 2010 census. This is new funding, but requires our office to handle CDV 1st cases in Magistrates Court.

– **DUI Fees** **$5,233**

This is a surcharge assessed on all DUI cases. It is distributed on a per capita basis. The distribution is based on the 2000 census. This funding has been drastically reduced over the last few years by the legislature.

451631 – Public Defender Fees (Tri-Counties)

– **Probation Fees** **$11,001**

Anyone placed on probation and represented by appointed counsel must pay a $500 fee as a part of that sentence. These fees are then distributed on a per capita basis based on the 1990 census.

– **Civil Fees** **$10,056**

Anyone filing a civil lawsuit must pay a surcharge. This surcharge is then divided among its recipients. The Office of Indigent Defense distributes this money on a per capita basis based on the 1990 census.

– **CDV Fees** **$16,999**

This is surcharge assessed on all CDV cases. It is distributed on a per capita basis. The distribution is based on the 2010 census. This funding has been drastically reduced over the last couple of years by the legislature.

– **DUI Fees** **$1,302**

This is a surcharge assessed on all DUI cases. It is distributed on a per capita basis. The distribution is based on the 2000 census. This funding has been drastically reduced over the last few years by the legislature.

455004 – Tri-Counties Contribution Funding **$66,000**

The Tri-Counties contributed $66,000 to the operational costs of the Eleventh Circuit Public Defender's Office for FY 12-13. We were able to convince the various County Councils to increase their funding by 34.6%

461000 – Investment Interest **$100**

We expect a de minimis amount of interest from the amounts deposited in our special revenue account.

801000 – Op Trn from General Fund **$386,500**

Lexington County Contributed $386,500 for FY 12-13. We have requested $386,500 for FY 13-14. This amount will allow us to have a fully staffed office for FY 13-14.

SECTION VI. B. - LISTING OF POSITIONS

Current Staffing Levels:

Job Title	Full Time Equivalent Positions	General Fund	Other Fund	Total	Grade
County Public Defender	2	2		2	
Deputy Public Defender	1	1		1	
Senior Public Defender	1	1		1	
Assistant Public Defender	5	5		5	
Paralegal/Investigator	4	4		4	
Receptionist/Records	1	1		1	
Screener/File Clerk	1	1		1	
Total Positions	14	14		14	

All of these positions require insurance.

Display organization flowchart:

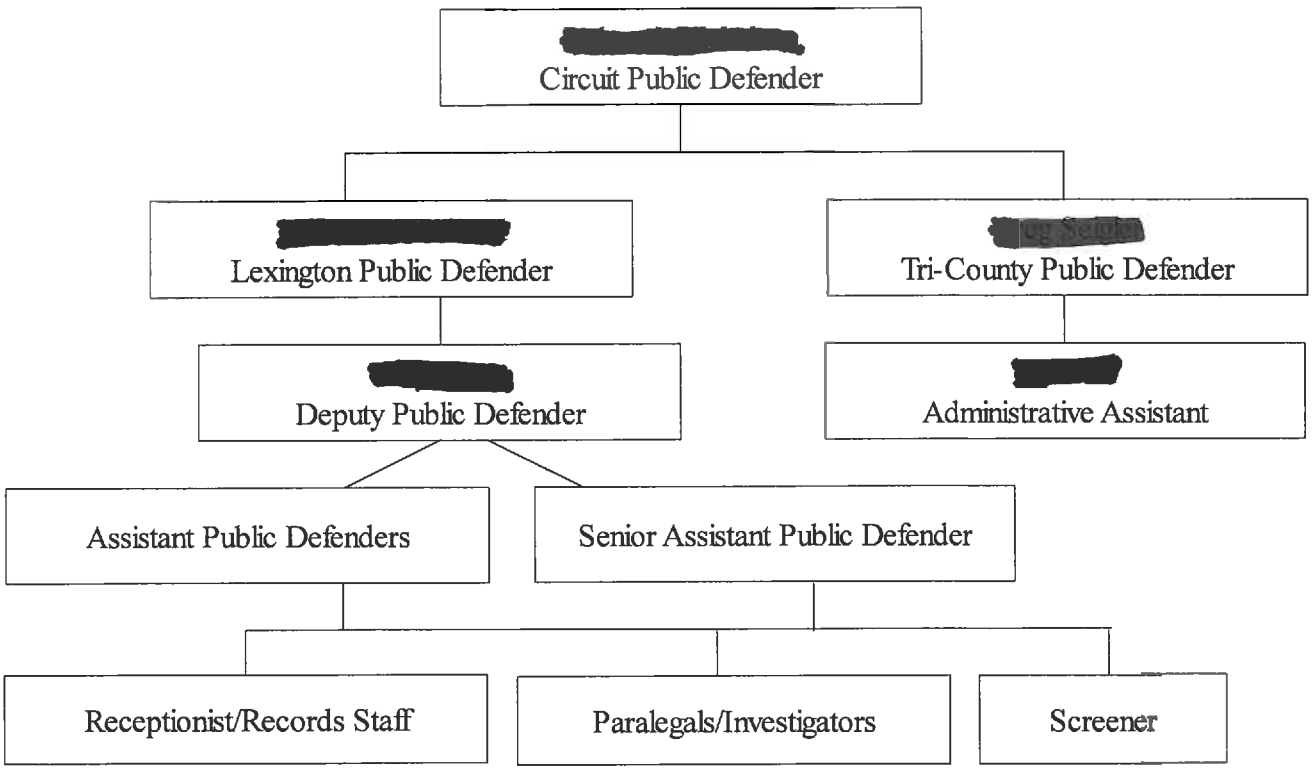

SECTION VI. C. - OPERATING LINE ITEM NARRATIVES

510100-SALARIES **$756,211**

Salaries for fourteen full-time positions

51112-FICA COST **$57,850**

Employer's portion 7.65%

511113-STATE RETIREMENT **$80,158**

Employer's portion 10.60%

511120-INSURANCE FUND CONTRIBUTION **$109,200**

Employer's portion @ $7800 per employee (14)

511130-WORKERS COMPENSATION **$2,746**

Based on last year's premiums

520200-CONTRACTED SERVICES **$0**

The Public Defender's Office employs a multitude of contracted services including private investigators, court experts, and interpreters. Most of these costs are reimbursed by the Office of Indigent Defense.

520219-Water & Other Beverage Service **$400**

Through Lexington County, we have contracted with a company that provides us with bottled water for the office. Our expenses over the last six months of 2012 for water service cost $132.00.

520704-COMPUTER SECURITY & MANAGEMENT SERV. **$344**

This line item contains the upkeep of our computer systems.

520800-OUTSIDE PRINTING **$0**

There are situations where the office must use outside printing services for the preparation of court exhibits; however, these situations are very rare.

521000-OFFICE SUPPLIES **$8,000**

Through the last six months of 2012, we expended about $2,254 in office supplies.

521100-DUPLICATING $3,000

Currently, the office leases a copier through Oce Imagistics, Inc. During 2011, printing costs averaged about $242 per month. We have been able to reduce our copying costs during 2012. We average about 20,000 copies per month.

522200-SMALL EQUIPMENT REPAIRS $250

This encompasses the repairs of aging equipment.

523100-BUILDING RENTAL $27,731

We rent an office building at 407 ½ West Main Street at $2105.88 per month. This office serves as our base of operations for the entire office. Mini-Warehouses provides two storage facilities for old case storage. Currently, the two storage facilities run $205 per month. We have been able to negotiate free County provided office space with each county in the Tri-Counties. This gives us a base of operation in each county.

524000-BUILDING INSURANCE $165

This is the expected premium for contents insurance on our office.

524201-GENERAL TORT LIABILITY INSURANCE $975

Our transition to the county has alleviated our need to maintain private malpractice insurance since we are covered under the insurance reserve.

524202-SURETY BONDS $87

This is a required expense because of our job duties

525000-TELEPHONE $7,000

We utilize two separate phone service providers, PBT for the Lexington office and Western Carolina Rural Tel Coop. for our Tri-County office.

525004-WAN SERVICE CHARGE $6,220

We expect that our budget expenses for our WAN service will remain the same for the coming year.

525041-E-MAIL SERVICE CHARGE $1,300

Our email service charge should remain static in the coming year.

525100-POSTAGE $1,300

Our transition to Lexington County has drastically reduced our overall postage costs and our budget request reflects these savings. We continue to limit postage costs in areas where letters can be hand delivered such as the Clerk of Court, Solicitor's Office, Judge's Office, and Jail.

525110-OTHER PARCEL DELIVERY SERVICES $0

There are situations where we will be required to mail packages through a commercial package carrier.

525210-CONFERENCE & MEETING EXPENSES $6,700

There is an annual Public Defender's conference in late September of every year. The criminal law update for the annual South Carolina Bar Convention is in late January and the Best Practices seminar is in February of every year. Additionally, there are other seminars in the area that our attorneys attend to stay up on changes in the law.

525230-SUBSCRIPTIONS, DUES, & BOOKS $10,000

This amount encompasses our legal research. In 2010 we terminated our relationship with Westlaw, and replaced it with Lexis-Nexis at a significant cost savings. Additionally for 2012, South Carolina Bar dues for our attorneys were approximately $3,500. Finally, this item includes updates to our law library.

525240-PERSONAL MILEAGE REIMBURSEMENT $16,000

In FY 2011-2012 we expended $15,765 for mileage reimbursement. With our proximity to the courthouse and our travel expenses to and from the Tri-Counties for court appearances, we expect mileage reimbursement to increase slightly.

525328-UTIL/PUBLIC DEFENDERS OFFICES $ 5,500

In FY 2011-2012 we expended $4,137 for utilities which encompasses electrical service provided by SCE&G.

529903-CONTINGENCY $ 0

This amount is allocated for unforeseen expenses.

SECTION VI. D.-CAPITAL ITEM NARRATIVES

540000-SMALL TOOL & MINOR EQUIPMENT **$500**

This line item request is for the replacement of general office equipment.

540010-MINOR SOFTWARE **$500**

This line item encompasses any software purchases or updates needed throughout the year.

SECTION I

COUNTY OF LEXINGTON
NEW PROGRAM
SUMMARY OF DEPARTMENTAL REVENUES
Annual Budget
FY 2013-14 Estimated Revenue

Fund: 2619
Division: 141400
Organization: Public Defender

Object Code	Revenue Account Title	Actual FY 10-11	Actual FY 11-12	Anticipated FY 12-13	Requested 2013-14	Recommend 2013-14	Approved 2013-14
	Revenues:						
801000	OP TRN FROM GENERAL FUND				62,653		
	**** Total Revenue (Section II)**	0	0	0	62,653	0	0
	***** Total Appropriation (Section III)**				62,653		

SECTION II

COUNTY OF LEXINGTON

NEW PROGRAM

Proposed Revenues
Fines, Fees, and Other
Budget FY - 2013-2014

Fund #: 2619 Fund Name: Special Revenue Fund

Organ. #: 141400 Organ. Name: Public Defender

Revenue Code	Fee Title					Budget				
						Units of Service	Current Fee	Current Total Estimated Fees FY 2013-14	Proposed Fee Change	Total Proposed Estimated Fees FY 2013-14

SECTION III

COUNTY OF LEXINGTON
New Program Request
Fiscal Year – 2013-2014

Fund # 2619 Fund Title: Special Revenue Fund
Organization # 141400 Organization Title: Public Defender
Program # Program Title: Assistant Public Defender

Object Code	Expenditure Classification	Total 2013 – 2014 Requested
	Personnel	
510100	Salaries #1	45,000
510300	Part Time #	
511112	FICA Cost	3,443
511113	State Retirement	4,770
511120	Insurance Fund Contribution # 1	7,800
511130	Workers Compensation	140
511131	S.C. Unemployment	
	*** Total Personnel**	61,153
	Operating Expenses	
520100	Contracted maintenance	
520200	Contracted Services	
520300	Professional Services	
521000	Office Supplies	
521100	Duplicating	
521200	Operating Supplies	
522100	Equipment Repairs & Maintenance	
522200	Small Equipment Repairs & Maint.	
522300	Vehicle Repairs & Maintenance	
524000	Building Insurance	
524100	Vehicle Insurance #___	
524101	Comprehensive Insurance #___	
524201	General Tort Liability Insurance	
524202	Surety Bonds	
525000	Telephone	
525100	Postage	
525210	Conference & Meeting Expenses	500
525230	Subscriptions, Dues, & Books	500
525240	Personal Mileage Reimbursement	500
525___	Utilities - _____	
525400	Gas, Fuel, & Oil	
526500	Licenses & Permits	
	*** Total Operating**	1500
	**** Total Personnel & Operating**	62653
	**** Total Capital (From Section II)**	0
	***** Total Budget Appropriation**	62653

SECTION IV

COUNTY OF LEXINGTON
NEW PROGRAM
Capital Item Summary
Fiscal Year - 2013 - 2014

Fund # 2619 Fund Title: Special Revenue
Organization # 141400 Organization Title: Public Defender
Program # Program Title: Family Court PD

Qty	Item Description	***BUDGET*** 2013-2014 Requested Amount
540000	Small Tools & Minor Equipment	0
		0
540010	Minor Software	

**** Total Capital (Transfer Total to Section III)** 0

SECTION V – PROGRAM OVERVIEW

Summary of Programs-Assistant Public Defender

This position will create an entry level assistant public defender whose primary responsibility is to represent indigent juvenile clients in Family Court.

Program 1: Family Court Attorney

Objectives:

To provide legal representation to all children that is individualized, developmentally appropriate, age appropriate, and free of racial, ethnic, gender, social, and economic bias. To recognize that all children have strengths and the potential to become productive members of society and that each has the right to constitutional and statutory protections.

This position will create a full-time attorney to defend juvenile clients in Family Court. Currently, we have two attorneys handling juvenile cases along with General Sessions and Magistrates Court cases. Because these attorneys handle a multitude of cases in a variety of courts scheduling conflicts often arise. A dedicated Family Court attorney will not only increase the efficiency of the courts, but also increase the quality of representation.

SECTION VI. C. - OPERATING LINE ITEM NARRATIVES

510100-SALARIES **$45,000**

Salaries for one full-time position

51112-FICA COST **$3,443**

Employer's portion 7.65%

511113-STATE RETIREMENT **$4,770**

Employer's portion 10.60%

511120-INSURANCE FUND CONTRIBUTION **$7800**

Employer's portion @ $7800 per employee (1)

511130-WORKERS COMPENSATION **$140**

Based on last year's premiums

525210-CONFERENCE & MEETING EXPENSES **$500**

There is an annual Public Defender's conference in late September of every year. The criminal law update for the annual South Carolina Bar Convention is in late January and the Best Practices seminar is in February of every year. Additionally, there are other seminars in the area that our attorneys attend to stay up on changes in the law.

525230-SUBSCRIPTIONS, DUES, & BOOKS **$500**

This amount encompasses Bar dues and any increase in legal research subscriptions.

525240-PERSONAL MILEAGE REIMBURSEMENT **$500**

This position will not require a lot of traveling, but trips to DJJ and incident locations will be necessary.

SECTION I

COUNTY OF LEXINGTON
NEW PROGRAM
SUMMARY OF DEPARTMENTAL REVENUES
Annual Budget
FY 2013-14 Estimated Revenue

Fund: 2619
Division: 141400
Organization: Public Defender

Object Code	Revenue Account Title	Actual FY 10-11	Actual FY 11-12	Anticipated FY 12-13	Requested 2013-14	Recommend 2013-14	Approved 2013-14
	Revenues:						
B01000	OP TRN FROM GENERAL FUND				65,153		
	**** Total Revenue (Section II)**	0	0	0	65,153	0	0
	***** Total Appropriation (Section III)**				65,153		

SECTION II

COUNTY OF LEXINGTON

NEW PROGRAM

Proposed Revenues

Fines, Fees, and Other

Budget FY - 2013-2014

Fund #: 2619 Fund Name: Special Revenue Fund

Organ. #: 141400 Organ. Name: Public Defender

Revenue Code	Fee Title					Budget				
						Units of Service	Current Fee	Current Total Estimated Fees FY 2013-14	Proposed Fee Change	Total Proposed Estimated Fees FY 2013-14

SECTION III

COUNTY OF LEXINGTON
New Program Request
Fiscal Year – 2013-2014

Fund # 2619 Fund Title: Special Revenue Fund
Organization # 141400 Organization Title: Public Defender
Program # Program Title: Assistant Public Defender

Object Code	Expenditure Classification	Total 2013 – 2014 Requested
	Personnel	
510100	Salaries #1	45,000
510300	Part Time #	
511112	FICA Cost	3,443
511113	State Retirement	4,770
511120	Insurance Fund Contribution # 1	7,800
511130	Workers Compensation	140
511131	S.C. Unemployment	
	*** Total Personnel**	61,153
	Operating Expenses	
520100	Contracted maintenance	
520200	Contracted Services	
520300	Professional Services	
521000	Office Supplies	
521100	Duplicating	
521200	Operating Supplies	
522100	Equipment Repairs & Maintenance	
522200	Small Equipment Repairs & Maint.	
522300	Vehicle Repairs & Maintenance	
524000	Building Insurance	
524100	Vehicle Insurance #___	
524101	Comprehensive Insurance #___	
524201	General Tort Liability Insurance	
524202	Surety Bonds	
525000	Telephone	
525100	Postage	
525210	Conference & Meeting Expenses	500
525230	Subscriptions, Dues, & Books	500
525240	Personal Mileage Reimbursement	3,000
525___	Utilities -	
525400	Gas, Fuel, & Oil	
526500	Licenses & Permits	
	*** Total Operating**	4000
	**** Total Personnel & Operating**	65153
	**** Total Capital (From Section II)**	0
	***** Total Budget Appropriation**	65153

SECTION IV

COUNTY OF LEXINGTON
NEW PROGRAM
Capital Item Summary
Fiscal Year - 2013 - 2014

Fund # 2619 Fund Title: Special Revenue
Organization # 141400 Organization Title: Public Defender
Program # Program Title: Magistrate Court PD

Qty	Item Description	***BUDGET*** 2013-2014 Requested Amount
540000	Small Tools & Minor Equipment	0
540010	Minor Software	0

SECTION V – PROGRAM OVERVIEW

Summary of Programs-Assistant Public Defender

This position will create an entry level assistant public defender whose primary responsibility is to represent indigent clients in Magistrates Court.

Program 1: Magistrate's Court

Objectives:

In the landmark ruling of Alabama v. Shelton, 535 U.S. 654, 122 S.Ct. 1764 (2002), the United States Supreme court ruled that (1) a defendant may not be sentenced to a term of imprisonment absent providing counsel; and (2) for purposes of this rule, a suspended sentence constitutes a "term of imprisonment," even though incarceration is not immediate or inevitable. Ultimately, this means that individuals accused of Magistrate Court level offenses (less than thirty days incarceration) are entitled to legal representation if they are indigent. In Lexington County, because of lack of funding, Magistrates traditionally appoint private counsel from a Rule 608 appointment list to handle such cases. This year Rule 608 criminal appointments will change to contract positions set up by the Office of Indigent Defense and this current practice will end. In nearly all circuits throughout the state, the responsibility for representing these defendants falls on the Public Defenders Offices. With the emphasis on jail overcrowding and the fact that a significant number of individuals are incarcerated solely for Magistrates court offenses, this position will attempt to address these problems while helping to alleviate overcrowding by providing these individuals competent representation.

SECTION VI. C. - OPERATING LINE ITEM NARRATIVES

510100-SALARIES **$45,000**

Salaries for one full-time position

51112-FICA COST **$3,443**

Employer's portion 7.65%

511113-STATE RETIREMENT **$4,770**

Employer's portion 10.60%

511120-INSURANCE FUND CONTRIBUTION **$7800**

Employer's portion @ $7800 per employee (1)

511130-WORKERS COMPENSATION **$140**

Based on last year's premiums

525210-CONFERENCE & MEETING EXPENSES **$500**

There is an annual Public Defender's conference in late September of every year. The criminal law update for the annual South Carolina Bar Convention is in late January and the Best Practices seminar is in February of every year. Additionally, there are other seminars in the area that our attorneys attend to stay up on changes in the law.

525230-SUBSCRIPTIONS, DUES, & BOOKS **$500**

This amount encompasses Bar dues and any increase in legal research subscriptions.

525240-PERSONAL MILEAGE REIMBURSEMENT **$3000**

This position will require quite a bit of traveling to the various Magistrates Offices throughout the county.

COUNTY OF LEXINGTON
VICTIMS' BILL OF RIGHTS
Annual Budget
FY 2013-14 Estimated Revenue

Object Code	Revenue Account Title	Actual 2011-12	Received Thru Dec 2012-13	Amended Budget Thru Dec 2012-13	Projected Revenues Thru Jun 2012-13	Requested 2013-14	Recommend 2013-14	Approved 2013-14
	*** Victims' Bill of Rights 2620:**							
	Revenues:							
443002	Clerk of Crt Conviction Surcharges ($100)	78,061	40,723	74,047	74,047	81,446		
443003	Clk of Crt Gen Sessions - 38% Assessment	32,206	16,013	32,788	32,788	32,026		
443507	Solicitor Traffic Education Program - 9.17%	0	180	0	0	360		
444011	Traffic Court Conviction Surcharge ($25)	12,750	6,338	13,089	13,089	12,676		
444012	Traffic Court - 11.16% Assessment	90,139	44,395	88,554	88,554	88,790		
444050	CDV Court - 11.16% Assessment	3,745	1,587	2,693	2,693	3,174		
444051	CDV Court - Conviction Surcharge	2,094	964	1,486	1,486	1,928		
444111	Mag. Dist. 1 Conviction Surcharge ($25)	5,992	1,918	6,971	6,971	3,836		
444112	Mag. Dist. 1 - 11.16% Assessment	6,224	2,075	7,806	7,806	4,150		
444211	Mag. Dist. 2 Conviction Surcharge ($25)	9,063	4,329	12,631	12,631	8,658		
444212	Mag. Dist. 2 - 11.16% Assessment	7,811	3,546	9,213	9,213	7,092		
444311	Mag. Dist. 3 Conviction Surcharge ($25)	11,105	5,541	13,535	13,535	11,082		
444312	Mag. Dist. 3 - 11.16% Assessment	4,835	2,387	5,408	5,408	4,774		
444411	Mag. Dist. 4 Conviction Surcharge ($25)	6,974	3,199	7,085	7,085	6,398		
444412	Mag. Dist. 4 - 11.16% Assessment	9,262	3,593	10,424	10,424	7,186		
444511	Mag. Dist. 5 Conviction Surcharge ($25)	3,007	1,439	3,124	3,124	2,878		
444512	Mag. Dist. 5 - 11.16% Assessment	3,530	1,721	3,747	3,747	3,442		
444611	Mag. Dist. 6 Conviction Surcharge ($25)	844	506	1,498	1,498	1,012		
444612	Mag. Dist. 6 - 11.16% Assessment	1,534	611	2,506	2,506	1,222		
444711	Mag. Worthless Ck - Conviction Surcharge	2,477	1,321	2,431	2,431	2,642		
444712	Mag. Worthless Ck - 11.16% Assessment	664	335	705	705	670		
444911	DUI Court - Conviction Surcharge	4,335	1,978	4,426	4,426	3,956		
444912	DUI Court - 11.16% Assessment	12,237	5,353	13,967	13,967	10,706		
	Other Revenues:							
461000	Investment Interest	0	0	50	50	0		
801000	Op Trn from General Fund/ Cty Ord - Sheriff -	9,316	22,636	22,636	22,636	22,636		
		318,205	172,688	340,820	340,820	322,740		
	EXISTING BUDGET:							
	Appropriations:							
	- Solicitor				106,061	102,895		
	- Magistrate Court Services				106,061	100,034		
	- L/E - Operations				128,697	129,712		
	*****Total Appropriations**				340,819	332,641		
	FUND BALANCE Beginning of Year				(5,335)	(5,334)	(5,334)	(5,334)
	FUND BALANCE - Projected End of Year				(5,334)	(15,235)	(5,334)	(5,334)

SECTION II

COUNTY OF LEXINGTON
Proposed Revenues
Fines, Fees, and Other
Budget FY - 2013-14

Fund #: 2620 Fund Name: Victims' Bill of Rights

Organ. #: ~~141200~~ Organ. Name: ~~Solicitor~~

Revenue Code	Fee Title	Actual Fees FY 2010-11	Actual Fees FY 2011-12	12/31/2012 Year-to-Date FY 2012-13	Anticipated Fiscal Year Total FY 2012-13	Budget: Units of Service	Budget: Current Fee	Budget: Total Estimated Fees FY 2013-14	Budget: Proposed Fee Change	Budget: Total Proposed Estimated Fees FY 2013-14
443002	Clerk of Crt Conviction Surcharges ($100)	$66,329	$78,061	$40,723	$74,047			$81,446		$81,446
443003	Clk of Crt Gen Sessions - 38% Assessment	$26,403	$32,206	$16,013	$32,788			$32,026		$32,026
443507	Solicitor Traffic Education Program - 9.17%	$0	$0	$180	$0			$360		$360
444011	Traffic Court Conviction Surcharge ($25)	$14,926	$12,750	$6,338	$13,089			$12,676		$12,676
444012	Traffic Court - 11.16% Assessment	$99,689	$90,139	$44,395	$88,554			$88,790		$88,790
444050	Criminal Domestic Violence Court	$5,021	$3,745	$1,587	$2,693			$3,174		$3,174
444051	CDV Court - Conviction Surcharge	$81	$2,094	$964	$1,486			$1,928		$1,928
444111	Mag. Dist. 1 Conviction Surcharge ($25)	$7,888	$5,992	$1,918	$6,971			$3,836		$3,836
444112	Mag. Dist. 1 - 11.16% Assessment	$9,633	$6,224	$2,075	$7,806			$4,150		$4,150
444211	Mag. Dist. 2 Conviction Surcharge ($25)	$9,246	$9,063	$4,329	$12,631			$8,658		$8,658
444212	Mag. Dist. 2 - 11.16% Assessment	$9,342	$7,811	$3,546	$9,213			$7,092		$7,092
444311	Mag. Dist. 3 Conviction Surcharge ($25)	$8,848	$11,105	$5,541	$13,535			$11,082		$11,082
444312	Mag. Dist. 3 - 11.16% Assessment	$3,728	$4,835	$2,387	$5,408			$4,774		$4,774
444411	Mag. Dist. 4 Conviction Surcharge ($25)	$8,023	$6,974	$3,199	$7,085			$6,398		$6,398
444412	Mag. Dist. 4 - 11.16% Assessment	$9,382	$9,262	$3,593	$10,424			$7,186		$7,186
444511	Mag. Dist. 5 Conviction Surcharge ($25)	$5,207	$3,007	$1,439	$3,124			$2,878		$2,878
444512	Mag. Dist. 5 - 11.16% Assessment	$5,087	$3,530	$1,721	$3,747			$3,442		$3,442
444611	Mag. Dist. 6 Conviction Surcharge ($25)	$2,516	$844	$506	$1,498			$1,012		$1,012
444612	Mag. Dist. 6 - 11.16% Assessment	$2,879	$1,534	$611	$2,506			$1,222		$1,222
444711	Mag. Worthless Ck - Conviction Surcharge	$4,229	$2,477	$1,321	$2,431			$2,642		$2,642
444712	Mag. Worthless Ck - 11.16% Assessment	$1,031	$664	$335	$705			$670		$670
444911	DUI COURT - Conviction Surcharge	$223	$4,335	$1,978	$4,426			$3,956		$3,956
444912	DUI COURT - 11.16% Assessment	$1,730	$12,237	$5,353	$13,967			$10,706		$10,706
461000	Investment Interest	$167	$0	$50	$50			$0		$0
801000	Op Trn from General Fund/Sheriff	$134,000	$9,316	$22,636	$22,636			22636 ~~$0~~		22636 ~~$0~~

COUNTY OF LEXINGTON
VICTIMS' BILL OF RIGHTS
Annual Budget
Fiscal Year - 2013-14

Fund 2620
Division: Judicial
Organization: 141200 - Solicitor

Object Code	Expenditure Classification	2011-12 Expend	2012-13 Expend (Dec)	2012-13 Amended (Dec)	BUDGET 2013-14 Requested	2013-14 Recommend	2013-14 Approved
	Personnel						
510100	Salaries & Wages - 1.5	72,788	35,688	74,231	74,231		
511112	FICA - Employer's Portion	4,893	2,424	5,679	5,679		
511113	State Retirement - Employer's Portion	6,956	3,783	7,868	7,868		
511120	Employee Insurance - 1.5	11,700	5,850	11,700	11,700		
511130	Workers Compensation	262	129	268	268		
519999	Personnel Contingency	0	0	1,761	1,761		
	*** Total Personnel**	**96,599**	**47,874**	**101,507**	**101,507**		
	Operating Expenses						
521000	Office Supplies	0	2,411	2,645	500		
524201	General Tort Liability Insurance	75	38	78	77		
524202	Surety Bonds - 1.5	6	0	0	0		
525041	E-mail Service Charges - 1	81	40	81	81		
525210	Conference, Meeting & Training Expense	0	1,464	1,400	730		
525240	Personal Mileage Reimbursement	0	0	350	0		
	*** Total Operating**	**162**	**3,953**	**4,554**	**1,388**		
	**** Total Personnel & Operating**	**96,761**	**51,827**	**106,061**	**102,895**		
	Capital						
	**** Total Capital**	**0**	**0**	**0**	**0**		
	***** Total Budget Appropriation**	**96,761**	**51,827**	**106,061**	**102,895**		

SECTION IV

COUNTY OF LEXINGTON
Capital Item Summary
Fiscal Year – 2013-2014

Fund #	2620	Fund Title:	Victims' Bill of Rights
Organization #	141200	Organization Title:	Solicitor
Program #		Program Title:	Victims' Bill of Rights

Qty	Item Description	**BUDGET** 2013-2014 Requested Amount
	Small Tools & Minor Equipment	0

**** Total Capital (Transfer Total to Section III)** 0

SECTION V. - PROGRAM OVERVIEW

Summary of Program:

Victims' Bill of Rights

Program:

Objective:

Our mission is to fully comply with South Carolina's constitutional and statutory laws governing provision of rights and services to crime victims in the Eleventh Judicial Circuit. These rights include, but are not limited to, the right to be treated with dignity and respect, input and consultation with the Solicitor's Office regarding disposition, notification of court hearings, court escort, explanation of options and services available, referrals to appropriate agencies, and reimbursement of certain expenses. The program seeks to provide these services in a comprehensive, yet cost effective, manner.

SECTION VI. LINE ITEM NARRATIVES

SECTION VI. A. - SUMMARY OF REVENUES

438900 ... 444912 – VICTIMS' BILL OF RIGHTS **$300,104**

Fines and Assessments collected in General Sessions and Magistrates Courts.

461000 – INVESTMENT INTEREST **$0**

Earned investment interest.

SECTION VI. B. - LISTING OF POSITIONS

Current Staffing Level:

		Full Time Equivalent			
Job Title	**Positions**	**General Fund**	**Other Fund**	**Total**	**Grade**
Victim Service Provider	1.5		1.5	1.5	13
Total Positions	1.5		1.5	1.5	

1.5 positions require insurance.

Organization chart is displayed in Fund 1000 of the Solicitor's (141200) FY 13-14 Budget Request.

SECTION VI. C. - OPERATING LINE ITEM NARRATIVES

521000 – OFFICE SUPPLIES **$500**

To cover the cost of routine office supplies (paper, pens, envelopes) as well as other supplies such as printer toner.

524201 – GENERAL TORT LIABILITY INSURANCE **$77**

To cover the cost of general tort liability insurance coverage, per Risk Management.

524202 – SURETY BONDS – 1.5 **$0**

Surety Bonds were purchased in Fiscal Year 2011-12 and are scheduled for renewal in Fiscal Year 2014-15.

525041 – E-MAIL SERVICE CHARGES - 1 **$81**

The cost of e-mail services is $6.75 per month per account. 1 account @ $6.75 per account times 12 months.

525210 – CONFERENCE, MEETING & TRAINING EXPENSE **$730**

State law requires Victim Service Providers to be certified by completing a set number of hours of annual training. The requested amount is to cover the cost of this training.

525240 – PERSONAL MILEAGE REIMBURSEMENT **$0**

None.

SECTION VI. D. - CAPITAL LINE ITEM NARRATIVES

Capital Request:

No capital items are requested.

COUNTY OF LEXINGTON
VICTIMS' BILL OF RIGHTS
Annual Budget
Fiscal Year - 2013-14

Fund 2620
Division: Judicial
Organization: 142000 - Magistrate Court Services

Object Code	Expenditure Classification	2011-12 Expend	2012-13 Expend (Dec)	2012-13 Amended (Dec)	2013-14 Requested	*BUDGET* 2013-14 Recommend	2013-14 Approved
	Personnel						
510100	Salaries & Wages - 2	60,862	29,228	64,950	64,950		
510200	Overtime	0	0	0	0		
511112	FICA - Employer's Portion	4,468	2,131	4,627	4,627		
511113	State Retirement - Employer's Portion	2,990	1,598	6,411	6,885		
511120	Employee Insurance - 2	15,600	7,800	15,600	15,600		
511130	Workers Compensation	183	88	181	181		
511131	SC Unemployment	0	0	0	0		
511214	PORS - Retiree	3,479	1,741	0	0		
519999	Personnel Contingency	0	0	1,435	1,435		
	*** Total Personnel**	**87,582**	**42,586**	**93,204**	**93,678**		
	Operating Expenses						
521000	Office Supplies	0	0	4,500	3,530		
524201	General Tort Liability Insurance	150	75	155	164		
524202	Surety Bonds - 2	12	0	0	0		
525041	E-mail Service Charges	0	0	162	162		
525210	Conference, Meeting & Training Expense	0	0	8,040	2,500		
529903	Contingency	0	0	0	0		
	*** Total Operating**	**162**	**75**	**12,857**	**6,356**		
	**** Total Personnel & Operating**	**87,744**	**42,661**	**106,061**	**100,034**		
	Capital						
	**** Total Capital**	**0**	**0**	**0**	**0**		
	***** Total Budget Appropriation**	**87,744**	**42,661**	**106,061**	**100,034**		

SECTION V – PROGRAM OVERVIEW

Summary of Program:

Victim Assistance Coordinator

Objectives:

The Magistrate Court Services has two Victim Assistance Coordinator positions. These positions are located at the Lexington County Bond Court and assist the Magistrate with victim related issues. The VAC positions as related to the courts provide notification to victims regarding bond hearings, conditions of bond, information regarding a defendants bail, defendants release from detention, future court hearings and provide information to victims regarding law enforcement when necessary. These positions are certified through the Office of the Crime Victims' Ombudsman and receive the mandatory certification annually as Victim Notifiers.

Service Levels: Number of Victim Related Cases Served Annually

Victim Related Cases 2008	Victim Related Cases 2009	Victim Related Cases 2010	Victim Related Cases 2011	Victim Related Cases 2012
2375	2273	2566	2468	2533

SECTION VI. B. – PERSONNEL LINE ITEM NARRATIVE

LISTING OF POSITIONS

Current Staffing Level:

Job Title:	Full Time Positions:	Part Time Positions:	General Fund:	Other Fund:	Grade:
Victim Asst. Coordinator	2			2	6
Total Positions:	2	0	0		

*All Full Time Positions Require Insurance.

Display Organizational Flow Chart

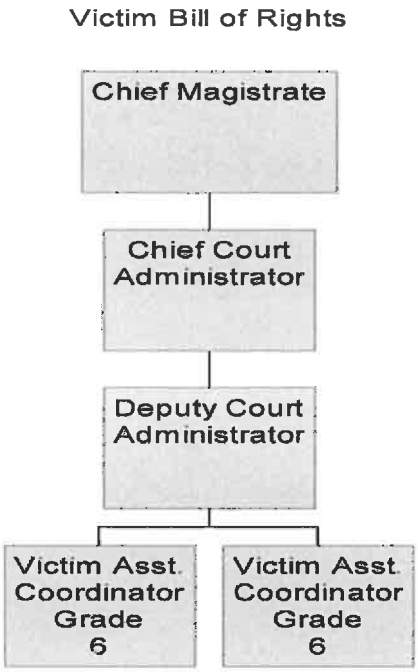

SECTION VI - PERSONNEL

510100 SALARIES & WAGES $ 64,950
This will cover the current salaries of two full time Victim's Assistance Coordinator positions at a pay grade 6.

511112 FICA-EMPLOYER'S PORTION $ 4,627
This will cover the FICA cost for the two full time employees. The rate is 7.65% of each salary.

511113 SCRS-EMPLOYER'S PORTION $ 6,885
This will cover the State Retirement cost for the two full time employees. The rate is 10.60% of each salary.

511120 INSURANCE FUND CONTRIBUTION $ 15,600
This will cover the employer's portion of the insurance contribution for the two full time positions. The figure is based on $7,800 per employee.

511130 WORKER'S COMPENSATION $ 181
This will cover Workers' Compensation cost for the two full time employees. The rate is .30% of each salary.

519999 PERSONNEL CONTINGENCY $ 1,435

SECTION VI. C. – OPERATING LINE ITEM NARRATIVES

521000 OFFICE SUPPLIES $3,530
Paper, pens, envelopes, scotch tape, folders, storage boxes, household supplies, rubber bands, disks, print cartridges, calculators, business cards, etc.

Printer Cartridge HP CE390X $229ea x 4 = $916

524201 GENERAL TORT LIABILITY INSURANCE $164
Figure provided by Risk Management to cover the cost of General Tort Liability Insurance for each employee.

525041 EMAIL SERVICE CHARGE $162
These funds will be used for the email accounts provided to the victims' assistance coordinators.

2 email accounts @ $6.75 a month x 12 months = $162

525210 CONFERENCE & MEETING EXPENSE $2,500
State law requires that Magistrate Court staff that work with victims attend mandatory training each year. Magistrate staff members are considered Victim Notifiers and must attend a minimum of 4 hours training annually.

COUNTY OF LEXINGTON
VICTIMS' BILL OF RIGHTS
Annual Budget
Fiscal Year - 2013-14

Fund 2520
Division: Law Enforcement
Organization: 151200 - Operations

Object Code	Expenditure Classification	2011-12 Expend	2012-13 Expend (Dec)	2012-13 Amended (Dec)	2013-14 Requested	*BUDGET* 2013-14 Recommend	2013-14 Approved
	Personnel						
510100	Salaries & Wages - 2	81,015	36,022	75,171	75,171		
510199	Special Overtime	4,467	3,094	5,656	5,656		
510200	Overtime	524	0	336	336		
511112	FICA - Employer's Portion	5,570	2,507	6,209	6,209		
511113	State Retirement - Employer's Portion	3,253	1,587	3,301	3,301		
511114	Police Retirement - Employer's Portion	6,211	3,019	6,153	6,153		
511120	Employee Insurance - 2	15,600	7,800	15,600	15,600		
511130	Workers Compensation	1,876	870	2,727	2,727		
511214	Police Retirement - Employer's Portion - Ret	0	0	0	0		
515600	Clothing Allowance	800	400	800	800		
519999	Personnel Contingency	0	0	1,992	3,007		
	*** Total Personnel**	**119,316**	**55,299**	**117,945**	**118,960**		
	Operating Expenses						
520233	Towing Service	0	0	65	65		
522300	Vehicles Repairs & Maintenance	542	71	1,000	1,000		
524100	Vehicle Insurance - 1	530	265	546	546		
524201	General Tort Liability Insurance	746	373	769	769		
524202	Surety Bonds - 2	15	0	0	0		
525000	Telephone	1,204	905	1,212	1,212		
525030	800 MHz Radio Service Charges - 1	485	233	681	681		
525031	800 MHz Radio Maintenance Contract - 1	60	63	76	76		
525041	E-mail Service Charges - 2	162	81	162	162		
525400	Gas, Fuel, & Oil	2,415	945	6,241	6,241		
	*** Total Operating**	**6,159**	**2,936**	**10,752**	**10,752**		
	**** Total Personnel & Operating**	**125,475**	**58,235**	**128,697**	**129,712**		
	Capital						
	All Other Equipment						
	**** Total Capital**	**0**	**0**	**0**	**0**		
	***** Total Budget Appropriation**	**125,475**	**58,235**	**128,697**	**129,712**		

SECTION V. – PROGRAM OVERVIEW

The Victim's Assistance program provides assistance and support for victims of crime as mandated by SC State Law.

SECTION V. A. – PERSONNEL AUTHORIZATIONS

Current Staffing Level:

		Full Time Equivalent			
	Positions	General Fund	Other Fund	Total	Grade
Victim's Bill of Rights (2620-151200)					
Victim Asst Officer/Law Enf	1	0	1	1	13
Victim Assistance Coordinator	1	0	1	1	6
Totals:	2	0	2	2	

SECTION VI. C. - OPERATING LINE ITEM NARRATIVES

520233 – TOWING SERVICE $ 65

Wrecker services must be paid for the towing of County Vehicles and seized vehicles. The cost for a County Vehicle is $65. The amount budgeted is based on the one vehicle assigned to this organization being towed once this fiscal year.

522300 - VEHICLE REPAIR & MAINTENANCE $ 1,000

The amount budgeted is based on first 7 months expenditures and projection of the same for the remaining 5 months plus an additional 30% for extraordinary maintenance; however, this account does have a $1,000 minimum budget to cover ordinary maintenance. The extraordinary maintenance includes transmission overhauls and rear end replacements.

524100 - VEHICLE INSURANCE $ 546

The budget amount is the estimate provided by the County's Risk Manager.

524201 – GENERAL TORT LIABILITY INSURANCE $ 769

General tort liability insurance amounts as allocated based on number and liability classification of personnel. The budget amount is based on actual expenses for FY12 plus 3% for potential increases estimated by the County's Risk Manager.

524202 – SURETY BOND $ 0

Surety bonds are due this fiscal year, they are paid every 3 fiscal years. Surety bonds will not be paid again until fiscal year 2015.

525000 -TELEPHONE $ 1,212

This account will be used to pay telephone line charges, fax line charges, telephone extension relocations, directory assistance charges, and telephone book listing charges.

525030 – 800 MHz RADIO SERVICE CHARGES $ 681

The 800 MHz radios are required for communication.

525031 – 800 MHz RADIO MAINTENANCE CONTRACTS $ 76

The 800 MHz radios are covered under a maintenance contract that covers some repairs that are required due to age and excessive use. Please see the 800 MHz radio detail schedule in the appendixes for cost allocation. The estimated maintenance cost per radio is $75.90.

525041 – E-MAIL SERVICE CHARGES $ 162

E-mail service is a vital tool for communication among all individuals not just within Lexington County. The current cost is $6.75 per user per month.

2 users * $6.75 per month * 12 months = $ 162

525400 - GAS, FUEL & OIL $ 2,871

The amount budgeted is based on first 7 months expenditures and projection of the same for the remaining 5 months plus a 15% increase for next fiscal year. The 15% increase is due to the unstable fuel market.

COUNTY OF LEXINGTON
SCHEDULE "C" FUNDS - AUTHORIZED BY CTY TRANS COMMITTEE
Annual Budget
FY 2013-14 Estimated Revenue

Object Code	Revenue Account Title	Actual 2011-12	Received Thru Dec 2012-13	Amended Budget Thru Dec 2012-13	Projected Revenues Thru Jun 2012-13	Requested 2013-14	Recommend 2013-14	Approved 2013-14
	***Schedule "C" Funds 2700:**							
	Revenues:							
452200	C Fund SCDOT Proportionment	2,657,648	1,164,930	2,725,000	2,725,000	2,772,000		
452202	C Fund Donor County Settlement	1,269,844	1,269,843	1,330,000	1,330,000	1,270,000		
	Other Revenues:							
461000	Investment Interest	32,822	17,934	40,000	40,000	40,000		
491002	Project Refund	0	0	0	0	0		
802471	Op Trn from Transportation Enhcment Prog.	0	0	0	0	0		
	**** Total Revenue**	3,960,314	2,452,707	4,095,000	4,095,000	4,082,000		
	*****Total Appropriation**				13,071,338	4,019,780		
	FUND BALANCE Beginning of Year				8,914,118	(62,220)	(62,220)	(62,220)
	FUND BALANCE - Projected End of Year				(62,220)	0	(62,220)	(62,220)

COUNTY OF LEXINGTON
SCHEDULE "C" FUNDS - AUTHORIZED BY CTY TRANS COMMITTEE
Annual Budget
Fiscal Year - 2013-14

Fund 2700
Division: Public Works
Organization: 121300 - PW / Transportation

Object Code	Expenditure Classification	2011-12 Expend	2012-13 Expend (Dec)	2012-13 Amended (Dec)	BUDGET 2013-14 Requested	2013-14 Recommend	2013-14 Approved
	Personnel						
510100	Salaries & Wages - 1	61,207	31,992	66,544	66,544		
511112	FICA - Employer's Portion	4,154	2,179	5,091	5,091		
511113	State Retirement - Employer's Portion	5,850	3,391	7,054	7,054		
511120	Employee Insurance - 1	7,800	3,900	7,800	7,800		
511130	Workers Compensation	759	397	827	827		
519999	Personnel Contingency	0	0	1,578	1,578		
	***Total Personnel**	**79,770**	**41,859**	**88,894**	**88,894**		
	Operating Expenses						
520200	Contracted Services	0	0	100,000	0		
520300	Professional Services	0	0	0	0		
520704	Computer Security & Management Services	61	0	62	0		
521000	Office Supplies	17	0	0	20		
521100	Duplicating	0	0	50	150		
521200	Operating Supplies	87	0	99	199		
524201	General Tort Liability Insurance	75	38	78	78		
524202	Surety Bonds - 1	6	0	0	0		
525020	Pager & Cell Phones	260	137	300	300		
525041	E-mail Service Charges	76	40	81	81		
525210	Conference, Meeting, & Training Expense	0	961	1,000	1,100		
525230	Subscriptions, Dues & Books	0	0	0	100		
525400	Gas, Fuel, & Oil	0	0	722	700		
529903	Contingency	0	0	0	0		
	Special Projects (Local Paving)						
530001	Road Resurfacing	1,323,478	443,453	1,671,239	800,000		
530003	Line Stripping	0	0	89,502	0		
	SCDOT Road Resurfacing						
	Road Construction (Priority List):						
539817	Windy Wood Road	53,296	16,490	768,594	0		
539885	Pine Plain Road	0	0	1,000	0		
539891	John Kinard Circle & Court	1,608	0	9,369	0		
539892	Elbert Taylor Road, 1 & 2	394,986	(36,594)	47,259	0		
539894	Dogwood Road, 1 & 2	52,086	0	0	0		
5R0019	Payne Lane	0	0	10,579	0		
5R0028	Martin Neese Road	0	0	135,944	0		
5R0081	Town of Chapin - Stonewall Court	0	0	5,000	0		
5R0082	Wood Moor Subdivision	0	52,308	250,000	0		
5R0087	Road Maintenance Paving Projects	0	0	555,116	0		
5R0094	Fire Tower Road (Paving 300 ft)	3,770	0	0	0		
5R0097	Bitternut Court Utility Relocation	5,918	0	0	0		
5R0103	Fox Branch Road	428,935	(23,425)	167,598	0		
5R0104	Jim Spence Road	57,973	760	847,890	0		
5R0105	Kittal Road	0	0	0	0		
5R0106	Nursery Road Bridge Recommendation	99,500	11,305	1,354,551	0		
5R0112	Porth Circle	0	0	0	20,000		
5R0113	Ashby Drive	0	0	32,235	50,000		
5R0114	South Cove Drive	0	0	9,375	40,000		
5R0115	Oak Hill Road	0	0	29,304	80,000		

COUNTY OF LEXINGTON
SCHEDULE "C" FUNDS - AUTHORIZED BY CTY TRANS COMMITTEE
Annual Budget
Fiscal Year - 2012-13

Fund 2700
Division: Public Works
Organization: 121300 - PW / Transportation

Object Code	Expenditure Classification	2011-12 Expend	2012-13 Expend (Dec)	2012-13 Amended (Dec)	BUDGET 2013-14 Requested	2013-14 Recommend	2013-14 Approved
	Con't Road Construction (Priority List):						
5R0116	Hyman Road	0	0	9,268	50,000		
5R0117	Darby Ambross Road	0	0	29,304	30,000		
5R0118	Sweet Pea Lane	0	0	0	50,000		
5R0120	Green Hills Drive	768	0	0	15,000		
5R0126	A.C. Bouknight Road	0	0	1,200,000	0		
5R0134	First Creek Road	19,925	4,797	386,075	0		
5R0135	The Reserve at Lake Murray	2,682	0	16,419	0		
5R0136	Corley Mill Road/US 378 Project	0	0	900,000	0		
5R0138	Zion Church Road Extension - Chapin	0	0	150,000	0		
5R0139	DE Clark Road	23,155	8,982	76,845	1,100,000		
5R0140	Scarborough Parish Subdivision	0	43,793	131,882	0		
5R0141	Charokee Shores Phase I	0	0	8,719	0		
5R0142	Kaminer Subdivision	0	0	5,052	0		
5R0143	Woodland Pond Subdivision	0	0	6,305	0		
5R0144	Whispering Glen Subdivision	0	0	33,981	0		
5R0145	Hope Springs Subdivision Phase I & II	0	2,200	111,356	0		
5R0154	Cherry Lane	0	47,896	100,000	0		
	Cool Water Ct.				60,000		
	Alice Drive #1				56,000		
	Holly Tree St.				80,000		
	Golden Jubilee Rd.				400,000		
	Foremost Dr.				220,000		
	Operating Expenses						
539900	Unclassified	0	0	2,358,328	254,658		
539901	Unclassified - School Road Projects	0	0	139,973	0		
	*** Total Operating**	**2,468,662**	**573,141**	**11,750,454**	**3,308,386**		
	**** Total Personnel & Operating**	**2,548,432**	**615,000**	**11,839,348**	**3,397,280**		
	Capital						
540000	Small Tools & Minor Equipment	0	0	500	500		
540010	Minor Software	377	0	0	0		
	All Other Equipment	0	0	0	0		
	****Total Capital**	**377**	**0**	**500**	**500**		
	Other Financing Uses						
814519	Op Trn to Lexington Memorial Plaza	25,000	0	0	0		
	*** Total Other Financing Uses**	**25,000**	**0**	**0**	**0**		

This department is to account for expenditures for road paving projects and not to include special projects which are to be accounted for in Organization - 121302.

***** Total Budget Appropriation**	**2,573,809**	**615,000**	**11,839,848**	**3,397,780**	

COUNTY OF LEXINGTON
SCHEDULE "C" FUNDS - AUTHORIZED BY CTY TRANS COMMITTEE
Annual Budget
Fiscal Year - 2013-14

Fund 2700
Division: Public Works
Organization: 121301 - PW / Transportation / Economic Development

Object Code	Expenditure Classification	2011-12 Expend	2012-13 Expend (Dec)	2012-13 Amended (Dec)	BUDGET 2013-14 Requested	2013-14 Recommend	2013-14 Approved
	Operating Expenses						
539900	Unclassified	0	0	271,410	122,000		
5R0149	Chariot Street	0	0	123,000	0		
	*** Total Operating**	**0**	**0**	**394,410**	**122,000**		
	Other Financing Uses						
812479	Op Trn to SCDOT Rise Program	0	0	0	0		
	*** Total Other Financing Uses**	**0**	**0**	**0**	**0**		
	***** Total Budget Appropriation**	**0**	**0**	**394,410**	**122,000**		

COUNTY OF LEXINGTON
SCHEDULE "C" FUNDS - AUTHORIZED BY CTY TRANS COMMITTEE
Annual Budget
Fiscal Year - 2013-14

Fund 2700
Division: Public Works
Organization: 121302 - PW / Transportation / Special Projects

Object Code	Expenditure Classification	2011-12 Expend	2012-13 Expend (Dec)	2012-13 Amended (Dec)	BUDGET 2013-14 Requested	BUDGET 2013-14 Recommend	BUDGET 2013-14 Approved
	Operating Expenses						
539900	Unclassified	0	0	152	180,000		
539904	Unclassified - Municipal Projects	0	0	100,000	50,000		
	*** Total Operating**	**0**	**0**	**100,152**	**230,000**		
	Capital						
	**** Total Capital**	**0**	**0**	**0**	**0**		
5R0031	Gilbert Church Street Stabilization	0	0	10,000	0		
5R0042	Town of Irmo - Enhancement Match	10,940	0	0	0		
5R0062	Town of Pelion - 08 Enhancement Match	6,942	0	0	0		
5R0083	Lex County Recreation - Saxe Gotha	0	100,000	100,000	0		
5R0088	Drainage Projects	0	0	152,723	250,000		
5R0089	Town of Swansea - 08 Enhancement Match	0	0	0	0		
5R0090	Cayce Enhancement Grant - Airport Blvd	30,083	0	0	0		
5R0091	W. Columbia Enhancement Grant - Airport Blvd	0	30,083	30,083	0		
5R0092	Springdale Enhancement Grant - Airport Blvd	30,084	0	0	0		
5R0093	Mission Rd/Trailstream Rd Drainage	13,729	0	0	0		
5R0095	Quail Hollow Lane Drainage Improvement	147,928	0	0	0		
5R0098	Micala Dr Geotech Invest - Pond Dam	10,033	11,100	11,101	0		
5R0121	Sandy Lane	0	0	36,768	10,000		
5R0122	Spruce Lane	0	0	36,875	10,000		
5R0123	Broken Hill Road - Strom Drainage	18,336	0	66,364	0		
5R0127	Henry Street - B/L Paving	6,626	0	374	0		
5R0128	Railroad Avenue - Pelion RAP/Chipseal	0	0	7,500	0		
5R0129	Washington Street - Gilbert RAP	0	0	7,500	0		
5R0132	Town of Lexington - Enhcmnt Grant Match	(98,384)	0	0	0		
5R0133	Sunset Drive Sidewalk (School/Library)	34,271	0	0	0		
5R0146	West Columbia - FPA34-11 Enhancement Grant	108,750	0	0	0		
5R0147	SCDOT Dedication Sign B. Strickland	500	0	0	0		
5R0148	Bush River Road Sidewalk - Enhcmnt Grant	0	0	96,667	0		
5R0150	Frye Road	0	0	79,723	0		
5R0151	W. Columbia Enhancement Grant - Triangle City	0	30,460	40,000	0		
5R0152	Cayce - Guignard Park Sidewalk Ramp	0	0	25,000	0		
5R0153	W. Columbia Enhancement # 26-12 (Sunset/Jarvis)	0	0	36,250	0		
	*** Total Road & Infrastructure Improve**	**319,838**	**171,643**	**736,928**	**270,000**		
	Other Financing Uses						
812471	Op Trn to Transportation Enhancement	0	0	0	0		
	*** Total Other Financing Uses**	**0**	**0**	**0**	**0**		

This department is to account for expenditures for special projects and not to include regular road paving, which is to be accounted for in Organization - 121300.

***** Total Budget Appropriation**	**319,838**	**171,643**	**837,080**	**500,000**	

SECTION V. - PROGRAM OVERVIEW

Program: "C" Funds

A. Revenues – "C" Fund - The "C" Fund revenues are in three (3) areas:

1. C Fund SCDOT Apportionment- 2.66 cents of the State's 16-cent gasoline tax is earmarked for "C" Funds. This is based on a statewide formula of population, land area of the counties, and number of miles of rural roads.

2. C Fund Donor County Settlement- Lexington County is a Donor County. This means that Lexington County contributes to the statewide "C" fund program, an amount in excess of what it receives under the allocation formula, therefore, Lexington County receives a "Donor" portion from the state (SCDOT). The total statewide donor amount is $9,500,000.00 annually and is dispersed to the receiving counties accordingly.

3. Investment Interest – Interest earned by investments through Treasurer's Office until funds are expended.

B. Expenditures

1. A full-time "C-Fund Project Manager oversees day to day operations of the C-Fund Program; including correspondence between engineering consulting firms, contractors, SCDOT, the general public, etc., computer design, bidding, and construction management, etc.

2. "C" Funds Public Works Transportation (121300) – These funds are utilized for dirt road paving, resurfacing of existing paved roads, State Match Program (SMP) when offered by the state and agreed upon by the Lexington County Transportation Committee (County Council), and other road improvement programs approved by the Lexington CTC.

   a. The dirt road paving consists of paving existing dirt roads.
   b. The resurfacing of existing paved roads consists of surfacing and/or patching existing paved roads in an effort to protect the existing infrastructure and extend the life of the existing pavement.
   c. State Match Program consists of providing matching funds to SCDOT when they offer a SMP to be applied to SCDOT maintained roads. This program is not offered every year.

3. "C" Funds Economic Development (121301) – Three percent (3%) of annual revenues is set aside for Economic Development projects as needed and approved by County Council.

4. "C" Funds Special Projects (121302) – Eight percent (8%) of annual revenues is set aside for special projects such as SCDOT Enhancement Grant matches, sidewalks, storm drainage improvement projects, etc. Also, of the 8%, $50,000 is being set aside for Municipal Special Projects to be approved by County Council upon receipt of the requests.

5. "C" Funds Supplemental Sub-Division Bond (121303) – These funds are used to supplement funds obtained from a surety bond related to sub-division road and drainage construction.

C. County Transportation Committee

The Lexington Legislative Delegation is required by State law to appoint a County Transportation Committee (CTC). County Council has been appointed by the Delegation as the CTC for Lexington County. The CTC is responsible for establishing the various policies and procedures for the C-Fund Program, which includes budget approval and all associated C-Fund activities. The Public Works Department administers the program, evaluates all projects, and makes recommendations to the CTC.

SECTION VI. - LINE ITEM NARRATIVES

SECTION VI.B. - LISTING OF POSITIONS

Current Staffing Level:

Job Title	Full-time equivalent General Fund	C-Fund	Grade
C-Fund Project Manager	___	1	23
Total Positions	**0**	**1**	

NOTE: Positions requires insurance.

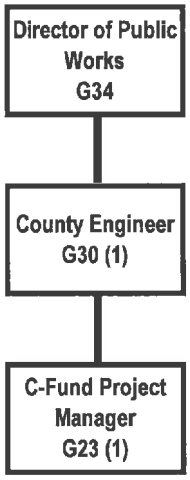

SECTION VI.C. - OPERATING LINE ITEM NARRATIVES

520300 - PROFESSIONAL SERVICES **$0**

Primarily used for minor engineering services.

521000 - OFFICE SUPPLIES **$20**

Papers, pens, file folders, forms, and small office machines not considered fixed assets, etc., for the 1 employees of this department. Historical information indicates this amount needs to be budgeted to supply the department.

521100 - DUPLICATING **$150**

Historical information dictates that this amount should cover copying costs used for in-house copier charges.

521200 - OPERATING SUPPLIES **$199**

To cover primarily computer supplies, cost includes drafting supplies, blueprint machine supplies, and general tools.

524201 - GENERAL TORT LIABILITY INSURANCE **$78**

Covers the cost of general tort liability insurance. Budget estimate / rate supplied by Risk Manager.

524202 – SURETY BONDS **$0**

Renewed every 3 years, next due FY 14-15, budgeted as recommended by Risk Management.

525020 – PAGER AND CELL PHONE **$300**

Basic Sprint charges for C FUND Engineer.

1 cell lines each @ $25.00 per month for 12 months = $300.00

525041 - EMAIL SERVICE CHARGES **$81**

C FUND Division of PW has 1 email accounts.

1 email accounts @ $6.75 per month for 12 months = $81.00

525210 – CONFERENCE, MEETING AND TRAINING EXPENSE **$1,100**

For CEU's, certifications, recertification, and training:

American Public Works Association (APWA) Summer Conference of APWA in August - 3-day conference with nine technical sessions about various Public Works issues (C FUND Engineer) 1 @ $1,000.00

Estimated cost = $1,000.00

C FUND Engineer - Technical sessions on various Public Works issues. Needed for PDH's (Professional Development Hours) required annually to maintain professional license.

Estimated cost = $100.00

525230 - SUBSCRIPTIONS, DUES & BOOKS **$100**

Professional Engineers License for C FUND Engineer @ $100.00 each $100.00

License for C Fund Engineer. This allows Public Works to provide P.E. services for some County projects without utilizing services through a private firm.

525400 – GAS, FUEL AND OIL **$700**

Gas for vehicles driven by C Fund Engineer. Based on historical information, the Public Works Department uses an average of 460 gallons of gasoline per month.

Thus, estimating 17 gals / mo. @ $3.43 per gal for 12 months = $699.72

SECTION VI.D. - CAPITAL LINE ITEM NARRATIVES

CAPITAL REQUEST

540000 – SMALL TOOLS & MINOR EQUIPMENT **$500**

For tools, equipment typically under $500.00. Examples – calculators, chairs, grade rods, etc.

540010 – MINOR SOFTWARE **$0**

COUNTY OF LEXINGTON
CAMPUS PARKING FUND
Annual Budget
FY 2013-14 - Estimated Revenue

Object Code	Revenue Account Title	Actual 2011-12	Received Thru Dec 2012-13	Amended Budget Thru Dec 2012-13	Projected Revenues Thru Jun 2012-13	Requested 2013-14	Recommend 2013-14	Approved 2013-14
	***Campus Parking Fund 2920:**							
	Revenues:							
430600	Employee Parking Fees	14,387	7,098	16,128	16,128	16,128		
430601	Public Parking Fees	926	1,505	1,872	1,872	1,872		
	Other Revenues:							
461000	Investment Interest	79	68	250	250	250		
	**** Total Revenue**	15,392	8,671	18,250	18,250	18,250		
	*****Total Appropriation**				110,586	110,586		
	Contingency:							
	Unused				110,266	~~110,266~~ 0		
	Carryforward							
	FUND BALANCE							
	Beginning of Year				92,188	110,118	110,118	110,118
	FUND BALANCE - Projected							
	End of Year				110,118	~~110,118~~ 17,782	110,118	110,118

COUNTY OF LEXINGTON
CAMPUS PARKING FUND
Annual Budget
Fiscal Year - 2013-14

Fund 2920
Organization: 101500 - Human Resource
Organization: 111300 - Building Services
Organization: 999900 - Non-departmental

Object Code	Expenditure Classification	2011-12 Expend	2012-13 Expend (Dec)	2012-13 Amended (Dec)	2013-14 Requested	*BUDGET* 2013-14 Recommend	2013-14 Approved
	Personnel (Organization - 111300)						
510100	Salaries & Wages	1,837	2,202	0	0		
511112	FICA - Employer's Portion	112	158	0	0		
511113	SCRS - Employer's Portion	175	233	0	0		
511130	Workers Compensation - Employer Cost	103	237	0	0		
	*** Total Personnel**	**2,227**	**2,830**	**0**	**0**		
	Operating Expenses (Organization - 101500)						
521000	Office Supplies	0	0	0	0		
521200	Operating Supplies	419	0	0	0		
	*** Total Operating**	**419**	**0**	**0**	**0**		
	Operating Expenses (Organization - 111300)						
520100	Contract Maintenance	0	0	120	65,810		
521200	Operating Supplies	0	0	200	250		
522000	Building Repairs & Maintenance	1,630	0	0	2,000		
	*** Total Operating**	**1,630**	**0**	**320**	**68,060**		
	**** Total Personnel & Operating**	**4,276**	**2,830**	**320**	**68,060**		
	Capital: (Organization - 999900)				42,526		
549904	Capital Contingency	0	0	110,266	~~110,266~~		
	**** Total Capital**	**0**	**0**	**110,266**	42,526 ~~**110,266**~~		
	***** Total Budget Appropriation**	**4,276**	**2,830**	**110,586**	110,586 ~~178,326~~		

SECTION III. - PROGRAM OVERVIEW

Summary of Programs:

Program I – Campus Parking Maintenance

Program I: Campus Parking Maintenance

Objectives:

The campus parking garage is currently being maintained by Building Services. The maintenance includes such items as overhead doors, cleaning the area and general maintenance of the parking area. Light fixtures must be maintained in the parking garage. The area is cleaned as needed to remove debris.

SECTION III. - SERVICE LEVELS

SECTION IV. - SUMMARY OF REVENUES

Revenues are generated by employee collections.

SECTION V.A. - PERSONNEL LINE ITEM NARRATIVES
LISTING OF POSITIONS

Current Staffing Level:

Staff who maintain this facility are appropriated under 111300 (Building Services).

DEPARTMENTAL ORGANIZATIONAL CHART

Organizational chart is maintained under 111300 (Building Services).

SECTION V. B.
OPERATING LINE ITEM NARRATIVES

520100 CONTRACTED MAINTENANCE **$65,810**

Actual cost for annual contracted maintenance based on current information provided by vendors.

Weather stripping would include are the series of circles that are created during the manufacturing of this type of precast concrete beam these areas are where the injection of the concrete mix enters the mold and leaves behind a small divot. This is a common during this type of injection casting and there is no sacrifice of structural integrity in these areas. The second is the very end of the beam this area has no bearing and is created during the manufacturing process. The tensile or comprehensive strength is affected by this it is purely cosmetic.

- Water diverting system = $12,880.00
- Caulking Sealant = $1840.00
- Total Budget Price = $14,720.00

Security Drop Arms- for entering the parking gargage

- 2 Swing Arms Installed = $42,263
- 10% contingency = $4,227
- Electrical Power feeds $4,600
- Total Budget Price = $51,090.00

521200 OPERATING SUPPLIES **$250**

This account is used for purchasing supplies to clean, maintain, and stock our facilities with necessary items for daily operations. Operating supplies break down:

Brooms	$50
Garbage bags	$25
Ice Salt	$25
Degreasers/Cleaners	$75
Misc. Supplies	$75

522000 BUILDING REPAIRS & MAINTENANCE **$2,000**

This account is used to cover maintenance and repairs.

This cost covers daily maintenance and emergency repair costs for parking garage, overhead door repairs, paints, lamps and other items necessary to ensure the facility stays fully operational. This includes replacement of parking block as they become damaged.

COUNTY OF LEXINGTON
PERSONNEL / EMPLOYEE COMMITTEE
Annual Budget
Fiscal Year - 2013-14

Object Code	Revenue Account Title	Actual 2011-12	Received Thru Dec 2012-13	Amended Budget Thru Dec 2012-13	Projected Revenues Thru Jun 2012-13	Requested 2013-14	Recommend 2013-14	Approved 2013-14
	***Personnel/Employee Committee 2930:**							
	Revenues:							
438300	Vending Machine Sales	6,966	1,058	0	0	7,000		
439900	Misc Fees, Permits, and Sales	3,125	2,184	1,000	1,000	3,000		
	Other Revenues:							
461000	Investment Interest	1	0	10	10	10		
	**** Total Revenue**	10,092	3,242	1,010	1,010	10,010		
	*****Total Appropriation**				9,472	10,011		
	FUND BALANCE Beginning of Year				8,463	1		
	FUND BALANCE - Projected End of Year				1	0		

Fund 2930
Division: General Administrative
Organization: 101500 - Human Resources

Object Code	Expenditure Classification	2011-12 Expend	2012-13 Expend (Dec)	2012-13 Amended (Dec)	*BUDGET* 2013-14 Requested	2013-14 Recommend	2013-14 Approved
	Personnel						
	*** Total Personnel**	**0**	**0**	**0**	**0**		
	Operating Expenses						
521100	Duplicating	5	0	50	50		
539900	Unclassified	4,149	2,715	9,422	9,961		
	*** Total Operating**	**4,154**	**2,715**	**9,472**	**10,011**		
	**** Total Personnel & Operating**	**4,154**	**2,715**	**9,472**	**10,011**		
	Capital						
	**** Total Capital**	**0**	**0**	**0**	**0**		
	***** Total Budget Appropriation**	**4,154**	**2,715**	**9,472**	**10,011**		

COUNTY OF LEXINGTON
DELINQUENT TAX COLLECTIONS
Annual Budget
FY 2013-14 Estimated Revenue

Object Code	Revenue Account Title	Actual 2011-12	Received Thru Dec 2012-13	Amended Budget Thru Dec 2012-13	Projected Revenues Thru Jun 2012-13	Requested 2013-14	Recommend 2013-14	Approved 2013-14
	***Treasurer / Delinquent Tax Collections 2950:**							
	Revenues:							
416000	Delinquent Tax Costs	329,145	270,990	395,000	516,000	846,073		
439900	Misc Fees, Permits, and Sales	10,359	27	1,300	1,300	11,300		
450000	Rental Income	2,412	0	3,000	3,000	3,000		
461000	Investment Interest	3,100	939	12,300	12,300	12,300		
461020	Delinquent Tax Account Interest	1,128	0	3,000	3,000	3,000		
469900	Miscellaneous Revenues	0	0	0	0			
	**** Total Revenue**	346,144	271,956	414,600	535,600	875,673		
	*****Total Appropriation**				1,216,752	1,008,840		
	Contingency:							
	Unused				(233,423)			
	Frozen Position: Acctg/Clerk Gd. 6				(33,749)	(33,749)		
	FUND BALANCE Beginning of Year				802,153	388,173	388,173	388,173
	FUND BALANCE - Projected End of Year				388,173	288,755	388,173	388,173

Frozen 1 positions

COUNTY OF LEXINGTON
DELINQUENT TAX COLLECTIONS
Annual Budget
Fiscal Year - 2013-14

Fund: 2950
Division: General Administration
Organization: 101700 Treasurer

Object Code	Expenditure Classification	2011-12 Expend	2012-13 Expend (Dec)	2012-13 Amended (Dec)	BUDGET 2013-14 Requested	BUDGET 2013-14 Recommend	BUDGET 2013-14 Approved
	Personnel						
510100	Salaries & Wages - 7.5	268,113	114,226	274,461	274,461		
510200	Overtime	1,182	1,505	6,000	6,000		
510300	Part time	0	0	0	0		
511112	FICA - Employer's Portion	18,756	8,083	21,455	21,455		
511113	State Retirement - Employer's Portion	25,727	12,268	29,729	29,729		
511120	Employee Insurance - 7.5	53,300	25,350	58,500	58,500		
511130	Workers Compensation	1,508	683	1,609	1,609		
519999	Personnel Contingency	0	0	6,025	6,025		
	*** Total Personnel**	**368,586**	**162,115**	**397,779**	**397,779**		
	Operating Expenses						
520200	Contracted Services	103,792	94,555	131,300	131,300		
520211	DNR Watercraft Database Access	0	0	0	0		
520244	Moving Services - Buildings	0	0	10,000	25,000		
520300	Professional Services	12,613	12,701	14,650	15,000		
520400	Advertising & Publicity	85,445	93,223	108,000	107,000		
520500	Legal Services	109,000	68,875	119,000	129,000		
520704	Computer Security & Management Services	119	0	366	130		
521000	Office Supplies	3,546	2,373	5,100	5,100		
521100	Duplicating	2,007	94	2,184	2,184		
522200	Small Equipment Repairs & Maint	179	155	2,000	2,000		
524000	Building Insurance	99	51	99	99		
524001	Burglary Insurance	0	0	88	88		
524201	General Tort Liability Insurance	207	103	214	125		
524202	Surety Bonds - 2	59	0	0	0		
525000	Telephone	2,168	1,086	2,482	2,482		
525004	WAN Service Charge	0	306	1,320	0		
525020	Pagers and Cell Phones	632	0	0	1,320		
525041	E-mail Service Charges	530	257	486	486		
525100	Postage	130,914	12,991	166,355	174,886		
525210	Conference, Meeting & Training Expense	978	968	3,740	3,740		
525230	Subscriptions, Dues, & Books	839	845	1,130	1,130		
525250	Motor Pool Reimbursement	126	155	612	612		
525300	Utilities	4,926	2,686	5,084	5,084		
526600	Court Filing Fees	0	0	500	500		
526900	DMV Title & License Fee	0	0	500	500		
529900	Miscellaneous Operating Expense	0	0	0	500		
529903	Contingency	0	0	233,423	0		
	*** Total Operating**	**458,179**	**291,424**	**808,633**	**608,266**		
	**** Total Personnel & Operating**	**826,765**	**453,539**	**1,206,412**	**1,006,045**		
	Capital						
540000	Small Tools & Minor Equipment	546	37	2,000	2,000		
540010	Minor Software	0	0	0	0		
	All Other Equipment	3,143	7,475	8,340	795		
	**** Total Capital**	**3,689**	**7,512**	**10,340**	**2,795**		
	***** Total Budget Appropriation**	**830,454**	**461,051**	**1,216,752**	**1,008,840**		

SECTION IV

COUNTY OF LEXINGTON
Capital Item Summary
Fiscal Year - 2013 - 2014

Fund # 2950 Fund Title: DELINQUENT TAX
Organization # 101700 Organization Title: TREASURER
Program # Program Title:

Qty	Item Description	***BUDGET*** 2013 - 2014 Requested Amount
	SMALL TOOLS & MINOR EQUIPMENT	2,000
1	F1 PC'S RPL	795

SECTION VI. B. – PERSONNEL LINE ITEM NARRATIVES

LISTING OF POSITIONS

Current Staffing Level:

Job Title	Positions	Full Time Equivalent General Fund	Other Fund	Total	Grade
Deputy Tax Collector	1		1	1	16
Assist. Deputy Tax Collector	1		1	1	10
Cashier/Clerk	3	1 position frozen unfunded	3	3	5
Business & Mfg. Personal Property Tax Specialist	1		1	1	6
FLC Mobile Home Specialist	1		1	1	7
Total Positions	7		7	7	

(SEE ORGANIZATION CHART ON NEXT PAGE)

Treasurer's Office
Organizational Chart
Fiscal Year 2013-14

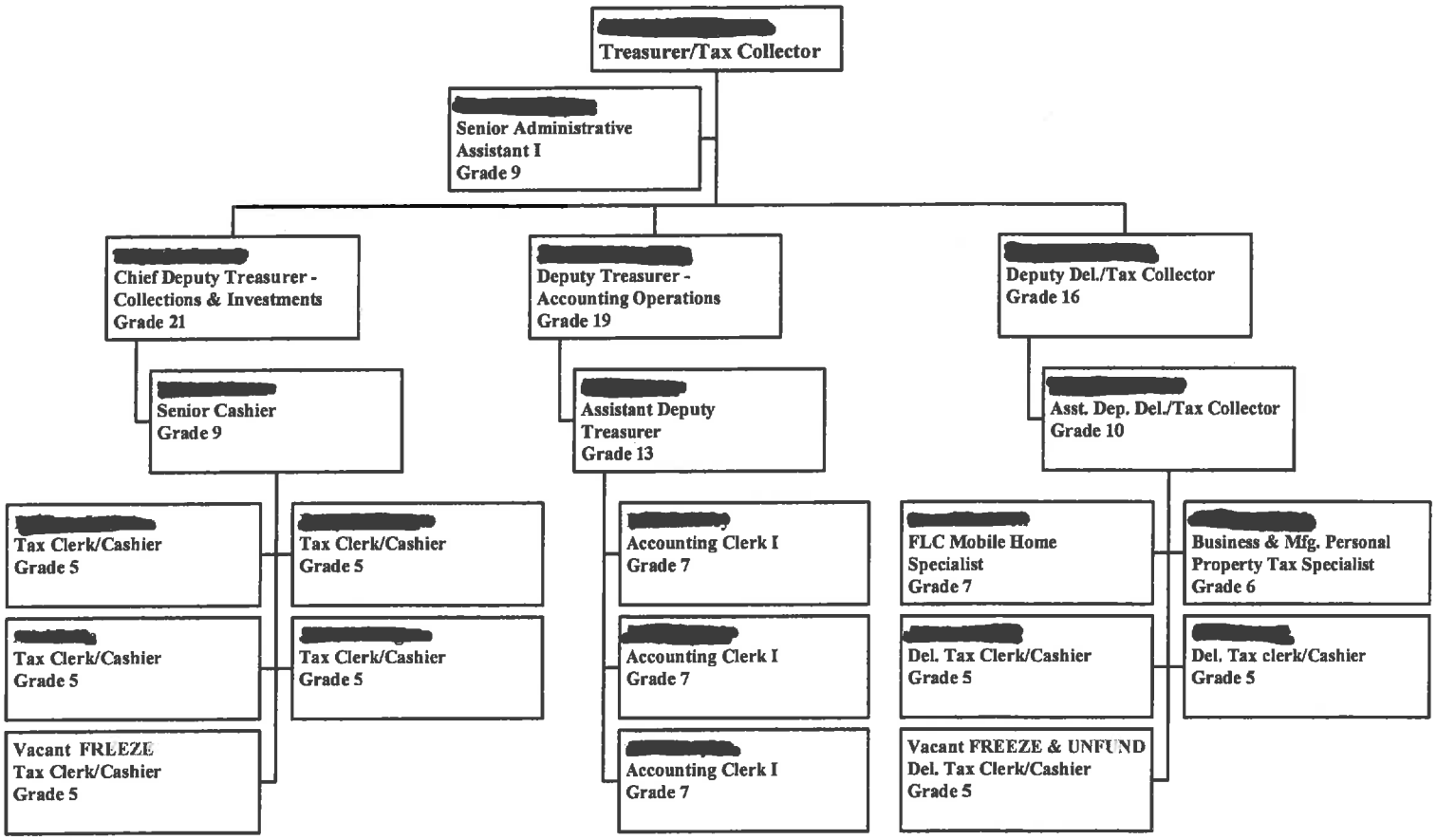

FUND 2950
DELINQUENT TAX DEPARTMENT (101700)
FY 2013-14 BUDGET REQUEST

SECTION VI. C. - PERSONNEL LINE ITEM NARRATIVES

510200 - OVERTIME **$6,000**

This is for overtime worked by office staff during busy times and in preparation for tax sale.

SECTION VI. C. - OPERATING LINE ITEM NARRATIVES

520200 - CONTRACTED SERVICES — **$131,300**

American Solutions for Business		19,500.00
Execution Notices	6,000.00	
Certified Letters	13,500.00	
Pacer on line Bankruptcy Court		300.00
Accurint (online people search)		1,500.00
Palmetto Postings		110,000.00

520244 – MOVING SERVICES – BUILDINGS — **$25,000**

Cover moving expenses of moving mobile homes acquired by the FLC through tax sale.

520300 - PROFESSIONAL SERVICES — **$15,000**

Auctioneer fees	14,600.00
Definitely Taking Request	400.00
(Deaf interpreter for tax sale)	

520400 - ADVERTISING — **$107,000**

Tax Sale	
Lexington County Publishing Network	53,000.00
The State Record Company Inc.	53,000.00
FLC Advertising	1,000.00

520300 – LEGAL SERVICES — **$129,000**

Attorney fees, title searches, deed preparation, & consultations

520704 – COMPUTER SECURITY & MANAGEMENT SERVICES — **$130**

Symantec EndPoint Protection for 13 Computers.

521000 - OFFICE SUPPLIES — **$5,100**

Paper, Pencils, Ribbons, Staples, Tape, etc	1,500.00
Envelopes #45000	1,000.00
Tax bill forms	900.00
Toner for laser printer	1,500.00
Laser check forms	200.00

521100 - DUPLICATING — **$2,184**

This account is used for copier machine duplicating of correspondence to employees and customers, packet copies for lawyers, etc. Estimated usage 50,000 @ $.032945 per copy = $1647.

Charges for copier paper	537.

522200 - SMALL EQUIPMENT REPAIRS & MAINTENANCE — **$2,000**

Repair of computers, printers, kard-veyer file and validators.

FUND 2950
DELINQUENT TAX DEPARTMENT (101700)
FY 2013-14 BUDGET REQUEST

524000 - BUILDING INSURANCE **$ 99**

1,157 square footage of Treasurers office. Per Risk Management

524001 - BURGLARY INSURANCE **$88**

1,157 square footage of Treasurers office. Per Risk Management

524201 - GENERAL TORT LIABILITY INSURANCE **$125**

Per Risk Management

525000 - TELEPHONE (10 phones lines and 4 voice mail) **$2,482**

6 Phone lines no voice mail @$19.00 per month x 12 months = $1,368.
4 phone lines with voice mail @ $20.07 per month x 12 months = $964.
Charges for directory assistance $150.00

525020 - PAGERS AND CELL PHONES **$1,320**

$110.00 Per Mo x 12 Months = $1320.00

525041 E-MAIL SERVICE CHARGE **$486**

6 Accounts x $6.75 Per Account x 12 Months = $486.00

525100 - POSTAGE **$174,886**

Due to law changes, we are required to notify by certified mail, old and new owners and separate letters sent to each individual owner. This was not done last year on the advice of our attorney.

Certified mail May - July	estimate 12,600 @ $10.86 ea.	-	136,836.00
Certified mail other	estimate 2,000 @ $10.86 ea.	-	21,720.00
Receipts & other mail	estimate 17,000 @ $ .46 ea.	-	7,820.00
Execution notices mailed	estimate 18,500 @ $ .46 ea.	-	8,510.00

525210 - CONFERENCE & MEETING EXPENSE **$3,740**

To cover the costs of attending the Spring and Fall Conferences.

SCATT Legislative Conf. (3 employees)	$ 150.00
Meals for workers on overtime at tax sale	$ 250.00
SCACEE Spring (Treasurer)	$ 800.00
SCACEE Fall (Treasurer)	$ 800.00
SCATT SPRING OR FALL (1 employee)	$ 600.00
TAPS Workshop (3 employees)	$ 120.00
TAPS Meeting (3 employees)	$ 120.00
SCATT Academy (3 employees)	$ 900.00

(Needed for accreditation)

FUND 2950
DELINQUENT TAX DEPARTMENT (101700)
FY 2013-14 BUDGET REQUEST

525230 - SUBSCRIPITIONS, DUES, & BOOKS **$1,130**

TAPS	3 employees	$ 90.00
SCACEE	1 employee	$ 75.00
SCATT	3 employees	$ 225.00
Cross Reference Book		$ 325.00
Lexington County Chronicle		$ 40.00
The State Newspaper		$ 150.00
Supplement to Title 12 Tax Book		$ 25.00
Misc.		$ 200.00

525250 - MOTOR POOL REIMBURSEMENT **$612**

1,200 Miles @ 51 Cents per mi = $612

525300 - UTILITIES **$5,084**

1,157 square footage of Treasurers office.

526600 – COURT FILING FEES **$500**

FLC court fees for eviction notices.

526900 – DMV TITLE & LICENSE FEES **$500**

FLC title transfers for sold mobile homes.

529900 – MISCELLANEOUS OPERATION EXPENSES **$500**

FLC operating expenses.

529903 - CONTINGENCY **$0**

SECTION VI. D. - CAPITAL LINE ITEM NARRATIVES

CAPITAL REQUEST

540000 - SMALL TOOLS & MINOR EQUIPMENT **$2,000**

ALL OTHER EQUIPMENT

1 F1 PC RPL **$795**

Replace one computer in the Treasurer/Tax Collectors office for cashier/clerk position.
This computer needs to be replaced per recommendation of the IS department.

COUNTY OF LEXINGTON
GRANTS ADMINISTRATION
Annual Budget
FY 2013-14 Estimated Revenue

Object Code	Revenue Account Title	Actual 2011-12	Received Thru Dec 2012-13	Amended Budget Thru Dec 2012-13	Projected Revenues Thru Jun 2012-13	Requested 2013-14	Recommend 2013-14	Approved 2013-14
	***Finance / Grants Administration 2990:**							
	Revenues:							
461000	Investment Interest	1,069	244	1,000	1,000	500		
801000	Op Trn from General Fund/Cty Ord.	75,000	75,000	75,000	75,000	75,000		
	**** Total Revenue**	76,069	75,244	76,000	76,000	75,500		
	*****Total Appropriation**				275,421	145,173		
	Contingency:							
	Unused				134,145			
	Carryforward					(64,472)		
	FUND BALANCE							
	Beginning of Year				199,421	134,145	134,145	134,145
	FUND BALANCE - Projected							
	End of Year				134,145	0	134,145	134,145

COUNTY OF LEXINGTON
GRANTS ADMINISTRATION
Annual Budget
Fiscal Year - 2013-14

Fund: 2990
Division: General Administration
Organization: 101400 Finance

Object Code	Expenditure Classification	2011-12 Expend	2012-13 Expend (Dec)	2012-13 Amended (Dec)	BUDGET 2013-14 Requested	BUDGET 2013-14 Recommend	BUDGET 2013-14 Approved
	Personnel						
510100	Salaries & Wages - 2	56,460	28,336	101,132	101,132		
511112	FICA - Employer's Portion	4,196	2,106	7,737	7,737		
511113	State Retirement - Employer's Portion	5,395	3,004	10,720	10,720		
511120	Employee Insurance - 2	15,600	7,800	15,600	15,600		
511130	Workers Compensation	170	85	304	304		
519999	Personnel Contingency	0	0	2,398	2,398		
	*** Total Personnel**	**81,821**	**41,331**	**137,891**	**137,891**		
	Operating Expenses						
520704	Computer Security & Management Serv	0	0	22	0		
521000	Office Supplies	278	357	700	600		
521100	Duplicating	181	16	360	300		
524201	General Tort Liability Insurance	46	23	46	48		
524202	Surety Bonds - 2	12	0	0	0		
525000	Telephone	241	121	469	469		
525041	E-mail Service Charge - 2	81	40	162	162		
525100	Postage	0	0	35	35		
525210	Conference, Meeting & Training Expense	659	589	1,000	4,225		
525230	Subscriptions, Dues, & Books	279	229	280	335		
525240	Personal Mileage Reimbursement	0	0	111	113		
529903	Contingency	0	0	134,145	0		
	*** Total Operating**	**1,777**	**1,375**	**137,330**	**6,287**		
	**** Total Personnel & Operating**	**83,598**	**42,706**	**275,221**	**144,178**		
	Capital						
540000	Small Tools & Minor Equipment	0	0	200	200		
540010	Minor Software	0	0	0	0		
	All Other Equipment	0	0	0	0		
	(1) Computer (F1) - Replacement				795		
	**** Total Capital**	**0**	**0**	**200**	**995**		
	Other Financing Uses						
811000	Op Trn to General Fund	175,932	0	0	0		
	*****Total Other Financing Uses**	**175,932**	**0**	**0**	**0**		
	***** Total Budget Appropriation**	**259,530**	**42,706**	**275,421**	**145,173**		

SECTION V. - PROGRAM OVERVIEW

Summary of Programs:

Program I - Administration
Program II -
Program III -

Program I: Administration

Objectives:
To achieve and maintain a high standard of accuracy, completeness, and timeliness regarding the County's grants and special revenue funds. To assist and advise County Council, County Administrator, other department heads and program managers on any grant or special revenue issues. To maintain the official grant records of the County. To develop and maintain county-wide systems and internal controls for the grants and special revenue funds. To provide a friendly and efficient service when gather and process information needed by other departments and the public.

Program II:

Objectives:

Program III:

Objectives:

SERVICE LEVELS

Service Level Indicators:

	Actual FY 2011-12	Estimated FY 2012-13	Projected FY 2013-14
Solicitor Grants	1	1	1
Solicitor Special Revenue	9	9	9
Law Enforcement Grants	14	15	16
LE Special Revenue	27	27	27
Public Safety Grants	4	5	4
PS Special Revenue	5	5	5
Other Grants	18	16	16
Other Special Revenue	38	40	41

SECTION VI. A. - SUMMARY OF REVENUES

461000 - INVESTMENT INTEREST **$ 500**

Interest is earned on the Fund Balance in the account.

801000 - OPERATING TRANSFER FROM GENERAL FUND **$ 75,000**

Transfer from the General Fund to help cover the operating costs of grant administration.

SECTION VI. B. - LISTING OF POSITIONS

Current Staffing Level:

	Full Time Equivalent			
Job TitlePositions	General Fund	Other Fund	Total	Grade
Manager	0.00	1.00	1.00	20
Accountant	0.00	1.00	1.00	15
Total Positions	0.00	2.00	2.00	

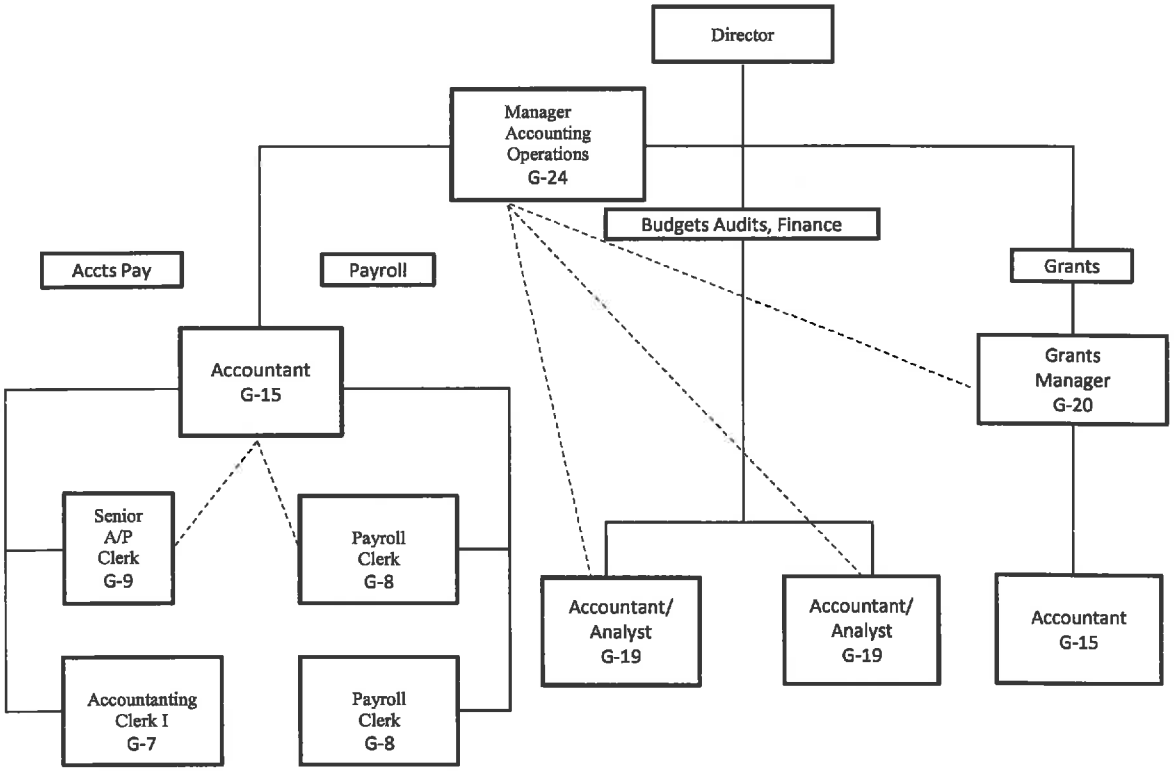

SECTION VI. C. - OPERATING LINE ITEM NARRATIVES

521000 - OFFICE SUPPLIES $ 600

Funds are used to purchase special 4-part file folders for the grants and special revenue funds and other miscellaneous supplies as needed.

File folders (5 boxes @ $57.80)	$289.00
Toner Cartage (2 @ $86.98)	$173.96
Color Paper (4 reams @ $4.31)	$17.24
Paper for Printer (2 cases @ $43.13)	$86.26
Pens, pencils, & other office products	$33.54

521100 - DUPLICATING $ 300

Funds will be used to photocopy monthly reports, quarterly reports, and other documents related to grants and special revenue programs.

Copier Machine Usage cost ($0.03) x 10,000 copies	$300.00

524201 - GENERAL TORT LIABILITY INSURANCE $ 48

To cover the cost of general tort liability insurance.

Manager of Grants	1.00 position	$24
Accountant/Analyst	1.00 position	$24

525000 - TELEPHONE $ 469

To cover the cost of telephone service and voicemail.

Cost per line	$18.00
Voicemail Cost	$1.00
6% sales tax	$0.92
1% local tax	$0.15
	$20.07

Existing line	$20.07 x 12 months	$240.84
TBA line (if needed)	$19.00 x 12 months	$228.00

525041 – E-MAIL SERVICE CHARGES **$ 162**

To cover monthly e-mail services charges.

12 months x 2 e-mails accounts @ $6.75 = $162.00

525100 - POSTAGE **$ 35**

Postage cost for mailing out grant related items.

525210 – CONFERENCE, MEETING & TRAINING EXPENSE **$ 4,225**

To cover the costs of attending the National and South Carolina GFOA conferences to keep up-to-date in the ever changing accounting field and reporting changes. To cover the cost of attending the certification program offered by GFOASC, plus the cost of needed materials. There might also be the need to attend a workshops, seminars or conference to gain information on grants or special revenue programs.

Conference & Meetings:	
GFOA (National Finance Officer Annual Conference)	$1,650
GFOASC Fall Conference in Myrtle Beach (September 2013)	$750
GFOASC Spring Conference in Columbia (May 2014)	$80
Other Training Sessions	$245
Training:	
CGFOASC (GFOASC Certification Program - $1,200, plus materials)	$1,500

525230 - SUBSCRIPTIONS, DUES, & BOOKS **$ 335**

Funds are used for membership dues to the following professional organizations.

National GFOA annual membership	$235
GFOASC annual membership (1)	$100

525240 - PERSONAL MILEAGE REIMBURSEMENT **$ 113**

Mileage reimbursement required when using personal vehicles to travel to meetings, etc.

200 miles @ $0.565 = $113.00

SECTION VI. D. - CAPITAL LINE ITEM NARRATIVES

CAPITAL REQUEST

540000 - SMALL TOOLS & MINOR EQUIPMENT **$ 200**

Funds will be used to purchase minor equipment as needed.

(1) COMPUTER (F1) - REPLACEMENT **$ 795**

Per recommendations from IS on replacement schedule: LC32237

COUNTY OF LEXINGTON
PASS-THRU GRANTS
Annual Budget
Fiscal Year - 2013-14

Object Code	Revenue Account Title	Actual 2011-12	Received Thru Dec 2012-13	Amended Budget Thru Dec 2012-13	Projected Revenues Thru Jun 2012-13	Requested 2013-14	Recommend 2013-14	Approved 2013-14
	***Pass-Thru-Grants 2999:**							
	Revenues:							
452100	Town Recorders Fees	115,432	87,499	117,888	117,888	118,861		
461000	Investment Interest	405	165	450	450	200		
827750	RET from P&D / Contractor Performance Bd	147,756	0	626,397	626,397	0		
	**** Total Revenue**	263,593	87,664	744,735	744,735	119,061		
	*****Total Appropriation**				947,008	118,861		
	FUND BALANCE Beginning of Year				222,101	19,828	19,828	19,828
	FUND BALANCE - Projected End of Year				19,828	20,028 ~~19,828~~	19,828	19,828

Fund: 2999
Organization: 142000 - Magistrate Court Services (Personnel Costs)
Organization: 999900 - Non-departmental (Special Projects)

Object Code	Expenditure Classification	2011-12 Expend	2012-13 Expend (Dec)	2012-13 Amended (Dec)	*BUDGET* 2013-14 Requested	2013-14 Recommend	2013-14 Approved
	Personnel: (Organization - 142000)						
510100	Salaries & Wages	96,490	48,770	97,540	97,540		
511112	FICA - Employer's Portion	7,310	3,655	7,462	7,862		
511114	PORS - Employer's Portion	11,350	5,221	11,997	12,525		
511130	Workers Compensation	898	702	889	934		
511214	PORS - Emplr. Port. (Retiree)	0	778	0	0		
	*** Total Personnel**	**116,048**	**59,126**	**117,888**	**118,861**		
	Operating Expenses: (Organization - 999900)						
5R0082	Wood Moor Subdivision	137,601	32,846	64,015	0		
5R0135	The Reserve at Lake Murray	2,495	0	4	0		
5R0140	Scarborough Parish Subdivision	7,280	32,915	33,643	0		
5R0141	Charokee Shores Phase I	0	0	6,921	0		
5R0142	Kaminer Subdivision	0	0	15,649	0		
5R0143	Woodland Pond Subdivision	0	0	6,780	0		
5R0144	Whispering Glen Subdivision	0	0	29,676	0		
5R0145	Hope Springs Subdivision Phase I & II	0	0	46,035	0		
5R0155	Palmetto Shores Subdivision	0	0	626,397	0		
	*** Total Operating**	**147,376**	**65,761**	**829,120**	0		
	**** Total Personnel & Operating**	**263,424**	**124,887**	**947,008**	118,861		
	Capital						
	**** Total Capital**	**0**	**0**	**0**	0		
	***** Total Budget Appropriation**	**263,424**	**124,887**	**947,008**	118,861		

COUNTY OF LEXINGTON
PROPRIETARY FUNDS
COMBINED STATEMENT OF REVENUE, EXPENDITURES, AND CHANGES IN FUND BALANCE
FISCAL YEAR 2013-14

	Red Bank Crossing Rental Properties	Solid Waste	Lex. Cty Airport at Pelion
REVENUE:			
County Tax Revenue		8,791,955	
Fees & Permits		1,882,265	
Federal Grants			157,500
State Grant Funds		60,600	8,750
Intergovernmental Revenue		82,200	
Rental Income	105,015		26,100
Investment Interest	250	33,700	
Miscellaneous		7,800	9,265
TOTAL REVENUE	105,265	10,858,520	201,615
EXPENDITURES:			
Personnel & Operating	111,882	9,331,317	31,117
Depreciation	14,000	727,453	82,206
Capital Outlay	0	3,693,590	175,000
TOTAL EXPENDITURES	125,882	13,752,360	288,323
NON-CASH EXPENSE (Add Back)			
Depreciation	14,000	727,453	82,206
EXCESS (DEFICIENCY) OF REVENUES OVER EXPENDITURES	(6,617)	(2,166,387)	(4,502)
OTHER FINANCING SOURCES (USES):			
Operating Transfer from General Fund	0	0	100,000
EXCESS (DEFICIENCY) OF REVENUES AND OTHER FINANCING SOURCES OVER EXPENDITURES AND OTHER USES	(6,617)	(2,166,387)	95,498
FUND BALANCE - Estimated Beginning of Year 7-01-13	199,460	4,985,623	638,392
Contingency	0	0	0
FUND BALANCE - Projected End of Year 6-30-14	192,843	2,819,236	733,890

COUNTY OF LEXINGTON
RED BANK CROSSING RENTAL PROPERTIES
Combined Annual Budget
Fiscal Year 2013-14

Fund: 5601
Division: Non-Departmental

Summary Page	2011-12 Actual	2012-13 Actual (Dec)	2012-13 Amended (Dec)	2013-14 Requested	*BUDGET* 2013-14 Recommend	2013-14 Approved
Activity From Operations:						
Revenues:						
450000 Rental Income	83,559	37,907	105,015	105,015		
461000 Investment Interest	159	136	250	250		
Total Revenue	**83,718**	**38,043**	**105,265**	**105,265**		
Expenses:						
Total Personnel & Operating	38,042	24,145	105,265	111,882		
Depreciation	13,652	0	14,000	14,000		
Capital Outlay	0	0	0	0		
***Total Expense**	**51,694**	**24,145**	**119,265**	**125,882**		
Noncash Expenses:						
Depreciation: Add Back In	13,652	0	14,000	14,000		
Net Cash	**45,676**	**13,898**	**0**	**(6,617)**		
Income Calculation:						
Capital Outlay: Add Back In	0	0	0	0		
Net Income (Loss)	**32,024**	**13,898**	**(14,000)**	**(20,617)**		
FUND BALANCE Beginning - Cash/Fund Balance			199,460	199,460	192,843	199,460
FUND BALANCE End of Year - Projected - Cash/Fund Balance			199,460	192,843	192,843	199,460

COUNTY OF LEXINGTON
RED BANK CROSSING RENTAL PROPERTIES
Annual Budget
Fiscal Year 2013-14

Fund: 5601
Division: Non-Departmental
Organization: 999900 - Non-Departmental

Object Code	Expenditure Classification	2011-12 Expend	2012-13 Expend (Dec)	2012-13 Amended (Dec)	BUDGET 2013-14 Requested	BUDGET 2013-14 Recommend	BUDGET 2013-14 Approved
	Personnel						
	*** Total Personnel**	**0**	**0**	**0**	**0**		
	Operating Expenses						
520103	Landscape/Ground Maintenance	7,175	1,137	9,485	9,485		
520231	Garbage Pickup Service	2,145	894	4,290	4,290		
520232	Parking Lot Sweeping	2,017	865	3,627	3,627		
520500	Legal Services	2,490	450	2,500	2,500		
522000	Building Repairs & Maintenance	3,635	477	5,000	5,000		
524000	Building Insurance	933	481	3,832	3,832		
525391	Util/Red Bank Crossing	2,387	819	4,200	4,200		
529903	Contingency	0	0	50,346	56,963		
530100	Depreciation	13,652	0	14,000	14,000		
538500	Property Taxes	17,260	19,022	21,985	21,985		
	*** Total Operating**	**51,694**	**24,145**	**119,265**	**125,882**		
	**** Total Personnel & Operating**	**51,694**	**24,145**	**119,265**	**125,882**		
	Capital						
	**** Total Capital**	**0**	**0**	**0**	**0**		
	***** Total Expenses**	**51,694**	**24,145**	**119,265**	**125,882**		

SECTION V - PROGRAM OVERVIEW

Summary of Programs:

Program I – Red Bank Crossing / Rental Property

Objectives:

- Collect rent from six (6) tenants
- House state agencies (DSS & H&HS), no rent received
- Keep property maintained and clean
- Provide friendly and efficient customer service to the tenants

Program I: Red Bank Crossing /Rental Property

Property, formerly a Winn-Dixie store and eight additional store front spaces, were purchased in December 2007 for the purpose of having additional office space and to maintain the lease agreements with current tenants. The former Winn Dixie and CVS tenant space is under renovation construction to provide space for the two (2) state agencies. Operations in this renovated space began in June 2010 and were completed in July 2011.

SECTION VI. - LINE ITEM NARRATIVES

SECTION VI. A. - LISTING OF REVENUES

450000 – RENTAL INCOME **$105,015**

This is the rent paid by tenants in the seven spaces available at Red Bank Crossing.

STR Fitness (units D & E)	12 mos @ $3,400.00 = $40,800.00
Palmetto Café	12 mos @ $1,025.00 = $12,300.00
Performance Insurance	12 mos @ $900.00 = $10,800.00
MBAJ Architecture	12 mos @ $1,338.75 = $16,065.00
Vacant	12 mos @ $991.66 = $11,899.92
Defender Shooting	12 mos @ $1,095.83 = $13,149.96

Total rental income $105,014.88

SECTION VI. C. - OPERATING LINE ITEM NARRATIVES

520103 – LANDSCAPING/GROUND MAINTENANCE **$9,485**

Landscaping, cutting grass, trim bushes, edging curbs, sign posts, pick up trash on grounds
12mos @ $392.50 mo. = $4,710.00

Hardwood mulch applied once per year - $4,775.00

$4,710.00 + $4,775.00 = $9,485.00

520231 - GARBAGE PICKUP SERVICE **$4,290**

Garbage pickup – two (2) each eight cubic yard containers and service twice per week (Tuesdays & Fridays)
12 mos. x $357.48/month = $4,289.76

520232 – PARKING LOT SWEEPING **$3,627**

Parking lot sweeping: once a week ($69.75.each)
52 x $69.75 = $3,627 annual cost

520500 – LEGAL SERVICES **$2,500**

Legal fees from county attorney costs

522000 – BUILDING REPAIRS & MAINTENANCE **$5,000**

Small repairs and maintenance building

524000 - BUILDING INSURANCE **$3,832**

12 months coverage - same as previous

525300 - UTILITIES **$4,200**

Covers electrical from SCE&G
Old Winn Dixie Building and CVS (Utilities paid by state agencies)
Parking lot lighting for 12 mos. @ $250/month = $3,000.00
Total SCE&G = **$3,000.00**
add water/sewer from LCJMWSC for 12 mos. @ $100/month = **$1,200 + $3,000.00 = $4,200.00**

529000 - UNCLASSIFIED **$0**

Funds are used for unexpected expenses not budgeted.

538500 – PROPERTY TAXES **$21,985**

Funds are used for property taxes assessed on the rental space.
All units are being rented and assessed property taxes this year

529903 CONTINGENCY $56,963
530100 DEPRECIATION $14,000

3

SOLID WASTE MANAGEMENT
Combined Annual Budget
Fiscal Year 2013-14

Fund: 5700
Division: Public Works

Summary Page	2011-12 Actual	2012-13 Actual (Dec)	2012-13 Amended (Dec)	2013-14 Requested	*BUDGET* 2013-14 Recommend	2013-14 Approved
Activity From Operations:						
Revenues:						
Property Taxes	8,501,954	4,521,677	8,791,755	8,791,955		
Landfill Revenue Fees	2,069,307	905,058	2,048,676	1,882,265		
Other Revenues	221,996	23,776	222,300	39,700		
Total Revenues	**10,793,257**	**5,450,511**	**11,062,731**	**10,713,920**		
Expenses:						
Total Personnel & Operating	7,381,568	3,402,899	11,805,109	8,877,755		
Depreciation	635,674	0	608,004	723,287		
Capital Outlay	3,442	506,341	2,161,675	1,134,517		
Operating Transfers	179,978	594,546	594,546	92,638		
Total Expenses	**8,200,662**	**4,503,786**	**15,169,334**	**10,828,197**		
Sub-Total	**2,592,595**	**946,725**	**(4,106,603)**	**(114,277)**		
Noncash Expenses:						
Depreciation: Add Back In	635,674	0	608,004	723,287		
Total Expenses (Cash Basis)	**7,564,988**	**4,503,786**	**14,561,330**	**10,104,910**		
Net Cash	**3,228,269**	**946,725**	**(3,498,599)**	**609,010**		
Income Calculation:						
Capital Outlay: Existing	3,442	506,341	2,161,675	1,134,517		
Total Expenses (Income Basis)	**8,197,220**	**3,997,445**	**13,007,659**	**9,693,680**		
Net Income (Loss)	**2,596,037**	**1,453,066**	**(1,944,928)**	**1,020,240**		
Contingency			0	0	0	0
FUND BALANCE Beginning - Fund Balance - Cash/Fund Balance			8,357,290	4,858,691	4,858,691	4,858,691
FUND BALANCE End of Year - Projected - Cash/Fund Balance			4,858,691	5,467,701	4,858,691	4,858,691

COUNTY OF LEXINGTON
SOLID WASTE MANAGEMENT
Annual Budget
FY 2013-14 Estimated Revenues & Other Funding Sources

Fund: 5700 Division: Public Works Revenue Account Title		Actual Receipts 2008-09	Actual Receipts 2009-10	Actual Receipts 2010-11	Actual Receipts 2011-12	Amended Budget Thru Dec 2012-13	6 Months Received Thru Dec 2012-13	Projected Revenue Thru Jun 2012-13	Requested 2013-14	Recommend 2013-14	Approved 2013-14
* Undesignated Revenues 5700											
	Property Taxes:	8.040 Mills	8.040 Mills	7.762 Mills	7.889 Mills	7.939 Mills		7.939 Mills			
410000	Current Property Taxes	5,563,490	5,753,262	6,027,269	6,436,057	6,770,573	3,701,448	6,770,573	6,770,573		
410500	Homestead Exemption Reimburse.	248,065	265,266	270,045	282,612	200,000	9	200,000	200,000		
410520	Manufacturer's Exempt. Reimburse.	32,289	28,623	29,091	30,533	28,000	0	28,000	28,000		
410530	State Sales & Use Tax Credit	149,217	168,909	175,645	154,906	207,946	120,018	207,946	207,946		
410540	Lease Purchase Tax Credit	0	0	0	3,536	0	182	200	200		
411000	Current Vehicle Taxes	884,743	833,370	807,352	846,317	831,073	436,168	831,073	831,073		
412000	Current Tax Penalties	13,361	12,924	13,125	13,871	12,000	(63)	12,000	12,000		
413000	Delinquent Taxes	259,971	327,499	338,089	319,673	300,000	200,428	300,000	300,000		
414000	Delinquent Tax Penalties	37,472	47,899	51,081	47,812	45,000	29,997	45,000	45,000		
417100	Fee in Lieu of Taxes	186,188	198,581	301,828	329,560	368,327	24,604	368,327	368,327		
417120	FILOT - Prior Year	0	0	0	0	0	0	0	0		
417130	FILOT - Manufacturer's Tax Exemp	16,633	21,257	13,821	21,751	15,836	0	15,836	15,836		
417150	FILOT - Fee for Services	3,900	3,900	4,329	4,120	0	0	0	0		
418000	Motor Carrier Payments	17,097	15,039	12,551	11,206	13,000	8,886	13,000	13,000		
419900	Tax Refunds	0	0	0	0	0	0	0	0		
	Total Property Taxes	7,412,426	7,676,529	8,044,226	8,501,954	8,791,755	4,521,677	8,791,955	8,791,955		
	Landfill Revenue Sources:										
430850	Credit Report Fees	300	350	250	150	200	100	200	200		
434000	Landfill Fees	1,104,456	1,223,583	1,239,031	1,417,194	1,377,254	695,255	1,430,000	1,430,000		
434100	Landfill Permit Fees	2,670	2,075	2,035	1,730	1,885	970	2,000	2,000		
434200	Garbage Franchise Fees	102,633	105,993	110,259	111,068	112,093	56,214	112,300	113,400		
434400	Paper Recycling Fees	8,313	12,027	5,547	6,110	4,800	4,462	9,120	9,120		
434401	Battery Recycling Fees	12,157	9,146	5,619	3,562	4,300	2,416	5,035	5,035		
434402	Aluminum Recycling Fees	29,602	33,092	36,370	33,655	34,000	17,701	31,300	31,300		
434403	Plastic Recycling Fees	6,504	6,124	8,656	10,336	9,000	9,038	17,000	17,000		
434405	White Goods Recycling Fees	119,420	195,621	262,523	269,814	311,400	42,888	101,600	102,000		
434406	Waste Tire Fees	45,525	36,150	42,260	45,267	38,000	15,263	32,400	32,400		
434407	Textile Recycling Fees	1,023	909	831	1,142	830	1,230	2,500	2,500		
434408	Cardboard Recycling Fees	15,134	39,264	50,078	47,792	50,000	15,084	31,100	31,100		
434409	Glass Recycling Fees	4,623	5,236	4,570	4,840	5,000	0	3,730	3,730		
434411	Oil Filter Recycling Fees	1,450	950	1,325	1,025	1,500	100	250	250		
434412	Aluminum Bottle Recycling Fees	50	0	0	0	0	0	0	0		
434413	Scrap Aluminum Recycling Fees	988	715	3,420	0	800	0	0	0		
434414	Refrigerant Recycling Fees	9,750	7,875	5,655	3,935	4,500	2,070	4,300	4,300		
434416	Motor Oil Recycling Fees	68,725	58,376	79,762	105,220	83,000	41,047	95,500	95,500		
434417	Safety Vest Recycling Fees	680	224	192	587	64	95	200	200		
434418	Carpet & Foam Pad Recycling Fees	0	0	0	0	0	0	0	0		
434419	Electronics Recycling Fees	0	201	309	4,277	8,800	895	1,450	1,450		
437750	Landfill Regulation Fees	300	450	150	0	150	0	0	0		
438800	Muich Sales	0	81	1,056	1,603	1,100	230	780	780		
438900	Auction Sales	0	0	(21)	0	0	0	0	0		
	Total Revenue Sources	1,534,303	1,738,442	1,859,877	2,069,307	2,048,676	905,058	1,880,765	1,882,265		
	Other Revenues:										
450100	Ground Lease Agreement	8,700	9,000	29,600	30,200	30,800	5,400	29,300	4,800		
461000	Investment Interest	70,196	50,256	44,092	30,179	26,000	16,846	31,900	31,900		
461001	Tax Appeals Interest	0	0	0	0	0	0	0	0		
463200	Insurance Claims Reimbursement	0	0	0	0	0	0	0	0		
467000	Cash Over/Short	0	0	(88)	4	0	0	0	0		
469901	Sales Tax Discount	0	0	0	4	0	0	0	0		
469908	Radion Rebanding Reimbursement	0	0	0	1,530	0	1,530	0	0		
490100	Sale of General Fixed Assets	4,498	(75,749)	115,416	160,079	165,500	0	45,400	3,000		
490200	Trade-In Allowance on Fixes Assets	0	0	0	0	0	0	85,000	0		
821000	R.E.T. From General Fund	80,000	0	0	0	0	0	0	0		
	Total Other Revenue	163,394	(16,493)	189,020	221,996	222,300	23,776	191,600	39,700		
	**** Total Undesignated Landfill Revenues**	9,110,123	9,398,478	10,093,123	10,793,257	11,062,731	5,450,511	10,864,320	10,713,920		

COUNTY OF LEXINGTON
Combined Annual Budget - Enterprise Fund
Fiscal Year 2013-14

Fund 5700
Division: Public Works
Organization: Solid Waste - All Departments

Object Code	Expenditure Classification	2012-13 Amended (Dec)	2013-14 Requested (Total)	*BUDGET* Admin.	Acctg. & Collections	Conv. Stations	Landfill Operations	321 Landfill	Transfer Station	Recycling	Non-Departmental
	Personnel										
510100	Salaries & Wages	683,247	724,826	181,568	77,418	64,200	232,108	0	105,112	22,841	41,579
510200	Overtime	36,000	36,000	0	1,000	7,000	16,000	0	12,000	0	0
510300	Part Time	320,222	320,222	0	42,197	123,465	0	0	0	154,560	0
511112	FICA Cost	79,519	82,700	13,890	9,227	14,892	18,980	0	8,959	13,571	3,181
511113	State Retirement	110,184	114,591	19,246	12,785	20,635	26,299	0	12,414	18,805	4,407
511120	Insurance Fund Contribution	132,600	132,600	23,400	23,400	11,700	50,700	0	19,500	3,900	0
511130	Workers Compensation	73,984	78,125	5,393	363	19,385	22,012	0	10,564	16,267	4,141
511213	State Retirement - Retiree	0	6,776	0	0	0	3,388	0	3,388	0	0
519901	Salaries & Wages Adjustment Account	70,729	0	0	0	0	0	0	0	0	0
	*** Total Personnel**	**1,506,485**	**1,495,840**	**243,497**	**166,390**	**261,277**	**369,487**	**0**	**171,937**	**229,944**	**53,308**
	Operating Expenses										
520100	Contracted Maintenance	222,165	184,405	0	0	541	161,153	0	22,711	0	0
520200	Contracted Services	4,664,452	4,723,665	0	0	922,883	112,944	50,000	3,604,978	32,860	0
520219	Water & Other Beverage Service	3,498	3,276	0	0	3,276	0	0	0	0	0
520233	Towing Service	1,785	1,785	70	0	350	365	0	0	1000	0
520239	E-Waste Recycling	52,238	64,521	0	0	0	0	0	0	64,521	0
520241	Refrigerant Disposal & Testing	5,000	0	0	0	0	0	0	0	0	0
520300	Professional Services	323,175	360,450	5,250	800	0	160,225	187,800	6,375	0	0
520302	Drug Testing Services	922	922	0	0	150	348	0	174	250	0
520303	Accounting/Auditing Services	2,750	2,750	0	2,750	0	0	0	0	0	0
520305	Infectious Disease Services	2,698	3,114	346	346	0	692	0	692	1,038	0
520400	Advertising & Publicity	4,100	5,034	3,534	0	1,500	0	0	0	0	0
520500	Legal Services	2,500	2,500	2,500	0	0	0	0	0	0	0
520601	Landfill Monitoring - Batesburg	52,000	52,000	0	0	0	52,000	0	0	0	0
520602	Landfill Monitoring - Edmund	60,500	54,500	0	0	0	54,500	0	0	0	0
520603	Landfill Monitoring - Chapin	36,000	36,000	0	0	0	36,000	0	0	0	0
520620	EPA Cost	49,440	50,000	0	0	0	0	50,000	0	0	0
520702	Technical Currency & Support	1,000	1,000	0	1,000	0	0	0	0	0	0
520704	Computer Security & Management Services	172	172	172	0	0	0	0	0	0	0
521000	Office Supplies	4,100	4,550	550	2,500	800	0	0	500	200	0
521100	Duplicating	1,680	860	120	200	120	140	20	140	120	0
521200	Operating Supplies	231,906	227,864	2,300	2,500	16,000	193,829	0	10,735	2,500	0
521220	Closure Operating Supplies	122,021	101,521	0	0	0	101,521	0	0	0	0
521214	Safety Supplies	1,500	2,500	0	2,500	0	0	0	0	0	0
521402	Occupational Health Supplies	600	600	0	200	200	0	0	0	200	0
521601	Sign Materials	1,200	1,200	1,200	0	0	0	0	0	0	0
522000	Building Repairs & Maintenance	55,940	63,400	0	0	35,000	12,350	0	16,050	0	0
522050	Generator Repairs & Maintenance	2,159	1,659	0	0	0	1,659	0	0	0	0
522100	Heavy Equipment Repairs & Maintenance	283,000	306,125	0	0	50,000	151,003	0	101,122	4,000	0
522200	Small Equipment Repairs & Maintenance	27,750	45,280	0	500	500	0	0	7,280	37,000	0

COUNTY OF LEXINGTON
Combined Annual Budget - Enterprise Fund
Fiscal Year 2013-14

Fund 5700
Division: Public Works
Organization: Solid Waste - All Departments

Object Code	Expenditure Classification	2012-13 Amended (Dec)	2013-14 Requested (Total)	BUDGET Admin.	Acctg. & Collections	Conv. Stations	Landfill Operations	321 Landfill	Transfer Station	Recycling	Non-Departmental
	Con't:										
522201	Fuel Site Repairs & Maintenance	1,325	1,325	0	0	0	1,325	0	0	0	0
522300	Vehicle Repairs & Maintenance	23,499	24,699	1,000	0	4,000	8,699	0	0	11,000	0
523200	Equipment Rental	71,974	42,454	0	0	0	42,100	0	354	0	0
524000	Building Insurance	2,256	2,251	282	0	969	0	0	1,000	0	0
524100	Vehicle Insurance	6,552	6,552	546	0	1,092	3,276	0	0	1,638	0
524101	Comprehensive Insurance	28,515	26,678	0	0	220	23,897	0	1,689	872	0
524201	General Tort Liability Insurance	3,540	3,626	628	71	620	1,295	0	786	226	0
524900	Data Processing Equipment Insurance	94	94	0	94	0	0	0	0	0	0
525000	Telephone	9,144	10,025	5,004	0	5,021	0	0	0	0	0
525004	WAN Service Charges	6,360	6,600	6,600	0	0	0	0	0	0	0
525006	GPS Monitoring Charges			0	0	0	0	0	0	0	0
525020	Pagers and Cell Phones	676	560	0	0	264	148	0	148	0	0
525021	Smart Phone Charges	4,320	4,320	3,240	0	1,080	0	0	0	0	0
525030	800 MHz Radio Service Charges	9,720	10,260	1,620	1,080	1,080	3,240	0	1,620	1,620	0
525031	800 MHz Radio Maintenance	1,062	1,890	280	210	144	628	0	314	314	0
525041	E-mail Service Charges	649	649	243	243	81	41	0	41	0	0
525042	Sharepoint Service Charges	396	396	396	0	0	0	0	0	0	0
525100	Postage	6,830	9,050	8,050	1,000	0	0	0	0	0	0
525210	Conference, Meeting & Training Expenses	4,657	5,289	2,413	0	0	1,042	0	1,834	0	0
525230	Subscriptions, Dues, & Books	1,538	1,538	1,191	0	0	120	0	227	0	0
525240	Personal Mileage Reimbursement	2,150	3,350	2,700	150	500	0	0	0	0	0
525250	Motor Pool Reimbursement	150	150	150	0	0	0	0	0	0	0
525315	Utilities - Landfill (Cayce 321)	22,000	35,000	0	0	0	0	35,000	0	0	0
525317	Utilities - Landfill (Edmund)	36,200	36,000	17,400	0	0	10,000	0	8,600	0	0
525318	Utilities - Convenience Stations	78,768	84,768	0	0	84,768	0	0	0	0	0
525400	Gas, Fuel, & Oil	255,732	243,202	1,240	0	15,088	169,313	0	25,276	32,285	0
525600	Uniforms & Clothing	11,762	13,094	300	0	2,545	4,111	0	2,735	3,403	0
526500	Licenses & Permits	5,765	6,225	0	25	500	3,000	2,000	700	0	0
527040	Outside Personnel (Temporary)	459,578	469,092	0	0	469,092	0	0	0	0	0
529903	Contingency	2,995,971	0	0	0	0	0	0	0	0	0
530100	Depreciation	608,004	723,287	8,487	2,300	175,435	400,000	20,000	54,065	63,000	0
534027	Keep America Beautiful Program	19,120	18,975	18,975	0	0	0	0	0	0	0
538000	Claims & Judgments (Litigation)	550	550	0	0	250	100	0	100	100	0
538600	SCDHEC - Administrative Order	10,000	10,000	0	0	0	10,000	0	0	0	0
538500	Property Taxes	1,520	1,600	0	0	0	0	1,600	0	0	0
	*** Total Operating**	**10,906,628**	**8,105,202**	**96,787**	**18,469**	**1,794,069**	**1,721,064**	**346,420**	**3,870,346**	**258,147**	**0**
	**** Total Personnel & Operating**	**12,413,113**	**9,601,742**	**340,284**	**184,859**	**2,055,346**	**2,090,551**	**346,420**	**4,042,283**	**488,091**	**53,308**
	Capital Items	2,161,675	1,134,517	3,494	500	285,442	722,636	0	119,885	2,560	0
	**** Total Capital**	**2,161,675**	**1,134,517**	**3,494**	**500**	**285,442**	**722,636**	**0**	**119,885**	**2,560**	**0**
815701	Op Trn to Solid Waste Post Closure	594,546	92,638	0	0	0	92,638	0	0	0	0

***Total Budget Appropriation	15,169,334	10,828,197	343,778	185,359	2,340,788	2,905,825	346,420	4,162,768	490,651	53,308

COUNTY OF LEXINGTON
SOLID WASTE MANAGEMENT
Annual Budget
Fiscal Year 2013-14

Fund: 5700
Division: Public Works
Organization: 121201 - Solid Waste / Administration

Object Code	Expenditure Classification	2011-12 Expenses	2012-13 Expenses (Dec)	2012-13 Amended (Dec)	BUDGET 2013-14 Requested	BUDGET 2013-14 Recommend	BUDGET 2013-14 Approved
	Personnel						
510100	Salaries & Wages - 3	138,895	87,292	181,568	181,568		
511112	FICA Cost	9,887	6,295	13,890	13,890		
511113	State Retirement	13,140	9,253	19,246	19,246		
511120	Insurance Fund Contribution - 3	23,400	11,700	23,400	23,400		
511130	Workers Compensation	3,670	2,333	5,393	5,393		
	*** Total Personnel**	**188,992**	**116,873**	**243,497**	**243,497**		
	Operating Expenses						
520233	Towing Services	0	0	70	70		
520300	Professional Services	0	0	0	5,250		
520305	Infectious Disease Services	347	330	330	346		
520400	Advertising & Publicity	33	10	2,100	3,534		
520500	Legal Services	1,010	555	2,500	2,500		
520704	Computer Security & Management Serv	104	0	172	172		
521000	Office Supplies	322	130	550	550		
521100	Duplicating	71	11	120	120		
521200	Operating Supplies	1,494	0	2,300	2,300		
521601	Sign Materials	0	0	1,200	1,200		
522300	Vehicle Repairs & Maintenance	8	7	800	1,000		
524000	Building Insurance	248	137	255	282		
524100	Vehicle Insurance - 1	530	265	546	546		
524201	General Tort Liability Insurance	533	304	624	628		
524202	Surety Bonds	12	0	0	0		
525000	Telephone	4,169	2,475	4,200	5,004		
525004	WAN Service Charges	6,359	3,180	6,360	6,600		
525021	Smart Phone Charges	1,399	1,335	3,240	3,240		
525030	800 MHz Radio Service Charges - 2	742	463	1,080	1,620		
525031	800 MHz Radio Maintenance - 1	37	75	76	280		
525041	E-mail Service Charges - 3	162	81	243	243		
525042	Sharepoint Service Charges	0	0	396	396		
525100	Postage	4	0	5,830	8,050		
525210	Conference, Meeting & Training Expenses	1,014	600	1,781	2,413		
525230	Subscriptions, Dues, & Books	793	210	1,191	1,191		
525240	Personal Mileage Reimbursement	430	481	1,500	2,700		
525250	Motor Pool Reimbursement	0	0	150	150		
525317	Utilities - L/F Edmund	15,253	7,951	17,400	17,400		
525400	Gas, Fuel, & Oil	1,000	561	1,167	1,240		
525600	Uniforms & Clothing	0	0	300	300		
530100	Depreciation	8,487	0	5,664	8,487		
534027	Keep America Beautiful Program	15,500	9,560	19,120	18,975		
	*** Total Operating**	**60,061**	**28,721**	**81,265**	**96,787**		
	**** Total Personnel & Operating**	**249,053**	**145,594**	**324,762**	**340,284**		

SECTION IV

COUNTY OF LEXINGTON
Capital Item Summary
Fiscal Year - 2013 - 2014

Fund # 5700 Fund Title: Solid Waste Management
Organization # 121201 Organization Title: Solid Waste / Administration
Program # Program Title: Administration

Qty	Item Description	***BUDGET*** 2013-2014 Requested Amount
	Small Tools and Minor Equipment	$500
	Minor Software	$300
1	Color Printer - RPL	$914
1	i-Pad w/Cover - ADDNL	$745
1	F-3 Laptop - RPL	$1,035

** **Total Capital (Transfer Total to Section III)** **3,494**

SECTION V – PROGRAM OVERVIEW

Summary of Program:

Objectives:

To achieve and maintain a high standard of accuracy, completeness, timeliness and environmental efficiency in carrying out the duties of Solid Waste Management to the general public, County Council, County Administration, management and external entities. The responsibilities of this office include the supervision, coordination and administration of accounting/collections, collection & recycling centers (11), franchise garbage collection (unincorporated area), monitoring of closed landfills (4), operation of a construction & demolition landfill, operation of wood grinding and compost facility, operation of a municipal solid waste transfer station, and recycling education, collection & processing.

SECTION VI. – LINE ITEM NARRATIVES

SECTION VI. A. – SUMMARY OF REVENUES

SECTION VI. B. – LISTING OF POSITIONS

Current Staffing Level:

Job Title	Full Time Equivalent Positions	Enterprise Fund	Other Fund	Total	Grade
*Director	1	1		1	32
*Deputy Director	1	1		1	23
*Recycling Coordinator	1	1		1	15
Total Positions	3	3		3	

(*) Denotes positions requiring insurance.

Attached organization flowchart:

Department of Solid Waste Management
Organization FY 2013-2014

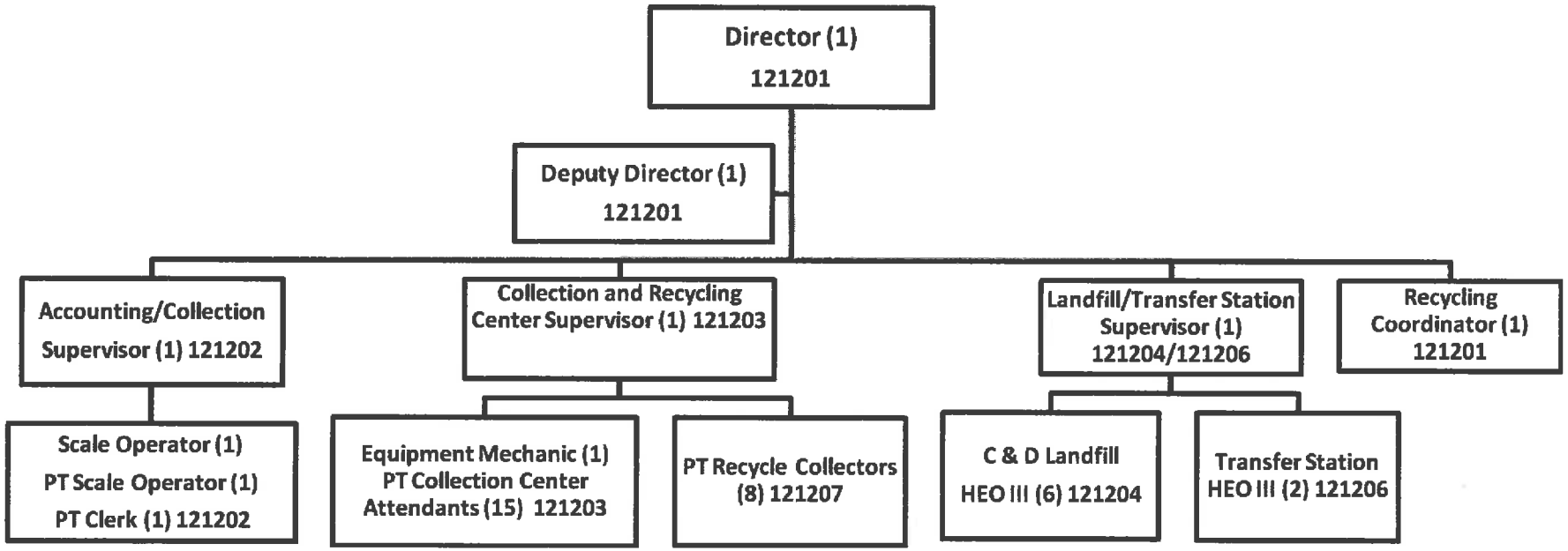

SECTION VI. C. – OPERATING LINE ITEM NARRATIVES

520233 - TOWING SERVICES **$70**

To cover the cost for towing of Admin vehicle if required - $70

520300 - PROFESSIONAL SERVICES **$5,250**

Program 1: Admin
To cover cost of services by the Archer Company to perform job reclassification study for one existing position.
$250/ study x 1 positions = $250

Program 2: Recycling
To cover the cost of an advertising and public relations consultant to conduct research and help implement an effective outreach campaign with the goal of increasing the recycling rate.
$5,000 x 1initial contract = $5,000

520305 – INFECTIOUS DISEASE SERVICES **$346**

To cover the cost for any necessary vaccination for administrative staff.
HepB shot series - $85 per shot x 3 shots in series = $255
Hep B Titre - $61 per test x 1 = 61
Tetanas Shot - $ 30 per shot x 1 = 30
Total $346

520400 - ADVERTISING **$3,534**

Program 1: Admin
To cover the cost of a newspaper publication for the Full Cost Disclosure of Solid Waste Management as required by state legislation and advertisement of Public Hearings for Solid Waste/Processing Facility Applications. This account will also cover the cost of newspaper ads for soliciting applicants for employment - $1,000.

Program 2: Recycling Education
To cover the cost of newspaper ads promoting the County Recycling Program.

Newspaper Ads:
- The State/Neighbors $515.34 per quarter page x 4 ads = $ 2,061.36
- Lexington Chronicle $236.25 per quarter page x 2 ads = $ 472.50
Total $ 2,533.86

520500 - LEGAL FEES **$2,500**

To cover the cost of the County Attorney to draw up contracts, review agreements or contracts prior to signing, update SWM Plan, review or draw up other legal documents for department.

520704 – COMPUTER SECURITY AND MANAGEMENT **$172**

To cover the cost of computer security management services for Department computers.

521000 - OFFICE SUPPLIES **$550**

To cover routine office supplies (paper, pens, pencils, file folders, business cards, etc.).

521100 - DUPLICATING **$120**

Program 1: Admin
To cover the cost of making copies of invoices, budget forms, and internal control work papers. (Based on 1,500 copies @ $.04/ea = $ 60)
Program 2: Recycling Education
To cover the cost of making copies of recycling information, reports and grant requests. (Based on 1,500 copies @ $.04/ea = $ 60)

521200 - OPERATING SUPPLIES **$2,300**

Program 1: Admin
To cover the cost of 800MHz radio battery @ $85 and $115 for misc. items = $200.

Program 2: Recycling Education
To cover the cost of supplies for the recycling program to include certificates, plaques, and education materials.

- Recycled content supplies, education supplies	600
- Plaques/awards for Green Business Program/ Challenge	450
- Recycled content supplies and/or promotional items For County Green Team and volunteers	400
- Decals for Green Business Program	350
- Printing of updated Green Business brochure	300
Total	$2,100

521601 - SIGN MATERIALS **$1,200**

Program 2: Recycling Education
To cover the cost of signs and sign materials for recycling events. Planned events include Kid's Day Lexington and electronic recycling one-day events.

522300 - VEHICLE REPAIRS & MAINTENANCE **$1,000**

To cover the cost of repairs and maintenance for 2010 Ford Explorer for the Director of SWM - Service and maintenance every 3,000 miles; additional repairs, tires, etc.

524000 - BUILDING INSURANCE **$282**

To cover the cost of allocated building insurance per schedule.

524100 - VEHICLE INSURANCE (1) **$546**

To cover the cost of allocated vehicle insurance per schedule

524201 - GENERAL TORT LIABILITY INSURANCE **$628**

To cover the cost of general tort liability insurance (based on new rates).

524202 - SURETY BONDS **$0**

Non-surety bond budget cycle.

525000 - TELEPHONE **$5,004**

To cover all of the telephone service (Edmund Facility) for communicating with internal departments as well as Lexington County citizens.

$417 per month X 12 months = $5,004

525004 - WAN SERVICE CHARGES **$6,600**

To cover the cost of Metro"E" data connection for E-mail and Internet access for Solid Waste Dept.
6Mbps @ $550 per month X 12 months =$6,600

525021 - SMART PHONE CHARGES **$3,240**

Program 1: Admin
To Cover the cost of Smart Phones for the Director and Deputy Director for the period of July1, 2012 through June 30, 2013.
Sprint @ $90/month x (2) x 12= $2,160

Program 2: Recycling Education
To cover the cost of Smart Phone for Recycling coordinator for the period of July1, 2012 through June 30, 2013.
Sprint @ $90/month x 12= $1,080

525030 - 800 MHZ RADIO SERVICE CHARGES **$1,620**

800 MHz radio service for Director, Deputy Director and Spare @ $45.00/month x3 x 12 months =$1,620

525031 - 800 MHZ RADIO MAINTENANCE **$280**

800 MHz annual radio maintenance for Director and Deputy Director $104.52/year (Supported) x 2= $209.04
800 MHz annual radio maintenance for Spare radio $70.07/year (Unsupported) x1 = $70.08
Total $279.12

525041 - E-MAIL SERVICE CHARGES **$243**

Program 1: Admin
E-mail charges $6.75/computer/month x 12 months x 2 computers = $ 162

Program 2: Recycling Education
E-mail charges $6.75/computer/month x 12 months x 1 computer = $ 81

525042 – SHAREPOINT SERVICE CHARGES **$396**

Program 1: Admin
Sharepoint access license $66.00/computer x 6 computers = $ 396

525100 - POSTAGE **$8,050**

Program 2: Recycling Education
To cover the cost associated with the mailing of recycling brochures to County curbside residents. This mailing will be targeted to increase recycling volumes on curbside routes.

23,000 pieces x 0.35/piece (bulk rate mailing) = $8,050

525210 - CONFERENCE & MEETING EXPENSES **$2,413**

Program 1: SC SWANA conference

SWANA Registration & Special Courses	$	400.00
3 nights lodging $110/night x 3=		330.00
Per Diem (3 nights x $15)		45.00
Mileage 250 miles x $0.55 =		137.50
Total	$	912.50 or $913

Program 2: Recycling Education
2 Green Business Seminars x $750 each = $1,500

525230 - SUBSCRIPTIONS, DUES AND BOOKS **$1,191**

Program 1: Admin

Membership to South Carolina Chapter SWANA for Director	$200
Subscription – Lexington Chronicle	$ 50
Subscription - The State Newspaper	$206

Program 2: Recycling Education
Membership to Carolina Recycling Association (CRA) for Recycling Coordinator $385
Membership to Lexington Chamber of Commerce $350

525240 - PERSONAL MILEAGE REIMBURSEMENT **$2,700**

Program 1: Admin
To cover the cost associated with the use of a personal vehicle by the Director to attend meetings $25/month x 12 months = $ 300

To cover the cost associated with the use of a personal vehicle by the Deputy Director to attend meetings $100/month x 12 months = $ 1,200

Program 2: Recycling Education
To cover the cost associated with the use of a personal vehicle by the Recycling Coordinator to attend meetings and educational speaking engagements and events in the performance of job duties. $100/month x 12 = $1,200

525250 - MOTOR POOL REIMBURSEMENT **$150**

To cover the cost associated with the use of Motor Pool Vehicles when assigned vehicle is out of service for repair.

525317 - UTILITIES - EDMUND **$17,400**

To cover the cost of electric utilities for Edmund Landfill based on current monthly charges plus inflation $1,450/month x 12 months = $ 17,400

525400 - GAS FUEL & OIL **$1,240**

To cover the cost of fuel for one vehicle for the Director. The cost is based on fuel usage reports obtained from the Fleet Services Department. Blazer SUV - 350 gallons per year @ $3.43/gal = $1,200.50
Oil changes – 4900 miles x $0.008 = $39.20 Total $1,239.70 or $1,240

525600 - UNIFORMS & CLOTHING **$300**

To cover the cost of 2 pair of boots and 4 shirts

530100 - DEPRECIATION **$8,487**

To cover the cost of allocated depreciation as provided by the County Finance Department

534027 - KEEP THE MIDLANDS BEAUTIFUL PROGRAM **$18,975**

To cover the cost of funding the non-profit organization Keep the Midlands Beautiful. This is a contract agreement between Lexington County and Keep the Midlands Beautiful.

SECTION VI. D. – CAPITAL LINE ITEM NARRATIVES

CAPITAL REQUEST

540000 - SMALL TOOLS & MINOR EQUIPMENT $500

Program 1: Admin
To cover the cost of items that may need to be replaced under this category - $500

540010 – MINOR SOFTWARE $300

Program 1: Admin
To cover the cost of minor software items that may need to be replaced under this category - $300

5AE000 - (1) COLOR PRINTER -RPL $914

Program 2: Recycling Program
To cover the cost of purchasing one (1) replacement printer for the Recycling Coordinator. Information to be printed due to the nature of the recycling program requires color projects.

5AE000 - (1) I-PAD W/COVER - ADDNL $745

Program 1: Admin
To cover the cost of purchasing one (1) 16GB i-pad (for i-Phone User) with cover for the Director. Use of this item will provide the Director with mobile access to e-mails, correspondence, etc. – i-pad 16GB- $534 + cover $107 + Wireless keyboard $74 + Doc to Go Premium $10 + SharePlus: Sharepoint Mobile client $20 = $745.

5AE000 - (1) F3 LAPTOP - RPL $1,035

Program 2: Recycling Program
To cover the cost of purchasing one (1) replacement printer for the Recycling Coordinator. Information to be printed due to the nature of the recycling program requires color projects.

COUNTY OF LEXINGTON
SOLID WASTE MANAGEMENT
Annual Budget
Fiscal Year 2013-14

Fund: 5700
Division: Public Works
Organization: 121202 - Solid Waste / Accounting & Collections

Object Code	Expenditure Classification	2011-12 Expenses	2012-13 Expenses (Dec)	2012-13 Amended (Dec)	BUDGET 2013-14 Requested	BUDGET 2013-14 Recommend	BUDGET 2013-14 Approved
	Personnel						
510100	Salaries & Wages - 2	80,197	37,369	77,418	77,418		
510200	Overtime	1,016	77	1,000	1,000		
510300	Part Time - 2 (1.488 - FTE)	40,795	20,316	42,197	42,197		
511112	FICA Cost	8,767	4,241	9,227	9,227		
511113	State Retirement	11,401	6,122	12,785	12,785		
511120	Insurance Fund Contribution - 3	23,400	11,700	23,400	23,400		
511130	Workers Compensation	358	174	363	363		
	*** Total Personnel**	**165,934**	**79,999**	**166,390**	**166,390**		
	Operating Expenses						
520300	Professional Services	403	94	800	800		
520303	Accounting/Auditing Services	2,500	2,500	2,750	2,750		
520305	Infectious Disease Services	602	330	330	346		
520702	Technical Currency & Support	1,000	500	1,000	1,000		
521000	Office Supplies	780	554	2,000	2,500		
521100	Duplicating	123	31	250	200		
521200	Operating Supplies	1,680	1,418	2,000	2,500		
521214	Safety Supplies	1,053	0	1,500	2,500		
521402	Occupational Health Supplies	134	0	200	200		
522200	Small Equipment Repairs & Maintenance	0	0	250	500		
524201	General Tort Liability Insurance	69	34	72	71		
524202	Surety Bonds	19	0	0	0		
524900	Data Processing Equipment Insurance	91	47	94	94		
525030	800 MHz Radio Service Charges - 2	937	473	1,080	1,080		
525031	800 MHz Radio Maintenance - 2	135	139	139	210		
525041	E-mail Service Charges - 3	243	121	243	243		
525100	Postage	474	239	1,000	1,000		
525240	Personal Mileage Reimbursement	0	0	150	150		
526500	Licenses & Permits	0	0	25	25		
530100	Depreciation	1,971	0	1,720	2,300		
	*** Total Operating**	**12,214**	**6,480**	**15,603**	**18,469**		
	**** Total Personnel & Operating**	**178,148**	**86,479**	**181,993**	**184,859**		
	Capital						
540000	Small Tools & Minor Equipment	0	208	380	500		
599999	Capital Clearing	0	339	339	0		
	All Other Equipment	0	2,856	2,856	0		
	**** Total Capital**	**0**	**3,403**	**3,575**	**500**		
	***** Total Expenses**	**178,148**	**89,882**	**185,568**	**185,359**		

SECTION IV

Capital Item Summary
Fiscal Year - 2013 - 2014

Fund # 5700 Fund Title: Solid Waste Management
Organization # 121202 Organization Title: Solid Waste / Accounting & Collections
Program # Program Title: Accounting & Collections

Qty	Item Description	***BUDGET*** 2013-2014 Requested Amount
	Small Tools and Minor Equipment	500
	** **Total Capital (Transfer Total to Section III)**	**500**

SECTION V – PROGRAM OVERVIEW

Summary of Program:

Objectives:

To achieve and maintain a high standard of accuracy, completeness and timeliness in carrying out the duties of accounting and collections. The priority functions of this cost center are to weigh incoming solid waste, record the results and insure payment as required. The weighing/billing operation is computerized and invoices are generated on a daily basis. The accounting and collection supervisor generates statements on a monthly basis and mails to customer for payment. As payment on accounts are received accounts are credited, receipts generated and monies are deposited in appropriate accounts.

Service Levels

	FY 09/10 (Actual)	FY 10/11 (Actual)	FY 11/12 (Actual)	FY 12/13 (Dec.)	FY 12/13 (Est. June)	FY 13/14 (Projected)
Landfill Permits Issued	426	430	395	190	390	400
Landfill Tickets Issued	47,266	46686	49732	24018	48050	48500
Commercial Accounts	262	273	280	284	290	295
Invoices Issued	845	860	752	355	810	820

SECTION VI. – LINE ITEM NARRATIVES

SECTION VI. A. – SUMMARY OF REVENUES

SECTION VI. B. – LISTING OF POSITIONS

Current Staffing Level:

Job Title	Full Time Equivalent Positions	Enterprise Fund	Other Fund	Total	Grade
*Acct. & Collection Supervisor	1	1		1	15
*Scale Master	1	1		1	7
*PPT Scale Master	1	.75		.75	7
PT Clerk	1	.7		.7	4
Total Positions	4	3.45		3.45	

(*) Denotes positions requiring insurance.

SECTION VI. C. – OPERATING LINE ITEM NARRATIVES

520300 - PROFESSIONAL SERVICES **$800**

To cover the cost of a credit report service for screening potential new landfill customers. This includes the cost of credit report fees and membership dues of $250.00.

520303 - ACCOUNTING/AUDITING SERVICES **$2,750**

To cover the cost of an annual external audit - $2,750.

520305 – INFECTIOUS DISEASE SERVICES **$346**

To cover the cost for any necessary vaccination for accounting and collection staff.

Hep B shot series - $85 per shot x 3 shots in series = $255		
Hep B Titre -	$61 per test x 1	= 61
Tetanus Shot -	$30 per shot x 1	= 30
	Total	$ 346

520702 - TECHNICAL CURRENCY & SUPPORT **$1,000**

To cover the cost of a maintenance and support agreement with WasteWorks (solid waste software) and any upgrades.

521000 - OFFICE SUPPLIES **$2,500**

To cover routine office supplies (paper, pens, pencils, file folders, internal control forms, color paper for flyers, and printing of envelopes. Also includes HP LaserJet Print Cartridges - 4@ $148.00 ea. including tax = $633.44 and HPCE250X Laser Cartridges – 2 @ $168.00 including tax = $359.52

521100 - DUPLICATING **$200**

To cover the cost of making copies of landfill tickets, recycling records, various reports for finance, invoices for payable activity and internal control work papers. (Based on 5,000 copies @ $.04/ea)

521200 - OPERATING SUPPLIES **$2,500**

To cover the cost of landfill permit stickers, landfill scale tickets, Misc. operating supplies such as batteries, etc,

521214 - SAFETY SUPPLIES **$2,500**

To cover the cost of safety vests for the public that uses the Edmund Landfill. The public may also purchase the vests from which the revenues generated off-set the cost of this line item.

521402 - OCCUPATIONAL HEALTH SUPPLIES **$200**

To cover the cost of first aid supplies, eye wash, sanitizers, gloves, etc.

522200 - SMALL EQUIPMENT REPAIRS & MAINT. **$500**

To cover the cost of emergency repair and maintenance for small office machines.

524201 - GENERAL TORT LIABILITY INSURANCE **$71**

To cover the cost of general tort liability insurance (based on new rates).

524202 - SURETY BONDS **$0**

To cover the cost of surety bonds – This is a non-surety bond budget cycle.

524900 - DATA PROCESSING EQUIPMENT INSURANCE **$94**

To cover the cost of allocated data processing equipment insurance. Cost provided by County Risk Management.

525030 - 800 MHZ RADIO SERVICE CHARGES (2) **$1,080**

800 MHz radio for office use @ $45.00/month for 12 months = $540
800 MHz radio for scale house @ $45.00/month for 12 months = $540
Total $1,080

525031 - 800 MHZ RADIO MAINTENANCE **$210**

800 MHz office radio maintenance - $104.52/ year
800 MHz scale house radio maintenance - 104.52/year
Total $209.04

525041 - E-MAIL SERVICE CHARGES **$243**

E-mail charges $6.75/computer/month x 12 months x 3 computers = $ 243

525100 - POSTAGE **$1,000**

To cover the cost to mail monthly billing and assorted correspondence.

525240 - PERSONAL MILEAGE REIMBURSEMENT **$150**

These funds are for reimbursement to cover the cost to the Accounting and Collections staff when it is appropriate to use her/his personal vehicle for the conduct of county business. Examples of this may occur when it is necessary to attend Administrative Staff meetings during the Directors absence, to make deposits at Treasurer's Office, and attend committee meetings.

526500 - LICENSES & PERMITS **$25**

To cover the costs to renew weigh master licenses.

530100 - DEPRECIATION **$2,300**

To cover the cost of allocated depreciation as provided by the County finance department.

SECTION VI. D. – CAPITAL LINE ITEM NARRATIVES

CAPITAL REQUEST

540000 - SMALL TOOLS & MINOR EQUIPMENT **$500**

To cover cost of items that may need to be replaced under this category.

COUNTY OF LEXINGTON
SOLID WASTE MANAGEMENT
Annual Budget
Fiscal Year 2013-14

Fund: 5700
Division: Public Works
Organization: 121203 - Solid Waste / Convenience Stations

Object Code	Expenditure Classification	2011-12 Expenses	2012-13 Expenses (Dec)	2012-13 Amended (Dec)	BUDGET 2013-14 Requested	BUDGET 2013-14 Recommend	BUDGET 2013-14 Approved
	Personnel						
510100	Salaries & Wages - 1.5	66,218	24,705	64,200	64,200		
510200	Overtime	432	662	7,000	7,000		
510300	Part Time - LS (7.1375 - FTE)	93,156	47,531	123,465	123,465		
511112	FICA Cost	12,778	5,518	14,892	14,892		
511113	State Retirement	11,583	7,216	20,635	20,635		
511120	Insurance Fund Contribution - 1.5	11,700	5,850	11,700	11,700		
511130	Workers Compensation	17,053	6,958	19,385	19,385		
511131	SC Unemployment	0	0	0	0		
511213	State Retirement - Retiree	4,748	512	0	0		
	*** Total Personnel**	**217,668**	**98,952**	**261,277**	**261,277**		
	Operating Expenses						
520100	Contracted Maintenance				541		
520200	Contracted Services	829,927	404,756	963,587	922,883		
520219	Water & Other Beverage Service	1,709	979	3,498	3,276		
520233	Towing Service	0	0	350	350		
520302	Drug Testing Services	0	0	150	150		
520400	Advertising & Publicity	364	0	2,000	1,500		
521000	Office Supplies	31	279	850	800		
521100	Duplicating	50	38	150	120		
521200	Operating Supplies	10,794	5,014	16,000	16,000		
521402	Occupational Health Supplies	0	0	200	200		
522000	Building Repairs & Maintenance	38,007	9,034	20,000	35,000		
522100	Heavy Equipment Repairs & Maintenance	19,975	4,590	45,000	50,000		
522200	Small Equipment Repairs & Maintenance	379	0	500	500		
522300	Vehicle Repairs & Maintenance	1,550	1,208	2,000	4,000		
524000	Building Insurance	753	470	776	969		
524100	Vehicle Insurance - 2	1,060	530	1,092	1,092		
524101	Comprehensive Insurance	175	74	175	220		
524201	General Tort Liability Insurance	600	300	619	620		
524202	Surety Bonds	50	0	0	0		
525000	Telephone	4,519	2,288	4,944	5,021		
525006	GPS Monitoring Charges				0		
525020	Pagers and Cell Phones	259	130	264	264		
525021	Smart Phone Charges	963	173	1,080	1,080		
525030	800 MHz Radio Service Charges - 2	972	465	1,080	1,080		
525031	800 MHz Radio Maintenance - 2	73	75	76	144		
525041	E-mail Service Charges - 1	81	61	81	81		
525240	Personal Mileage Reimbursement	58	0	500	500		
525318	Utilities - Convenience Stations	73,300	36,637	78,768	84,768		
525400	Gas, Fuel, & Oil	11,127	5,565	15,087	15,088		
525600	Uniforms & Clothing	1,560	483	1,725	2,545		
526500	Licenses & Permits	400	125	400	500		
527040	Outside Personnel	445,500	191,491	459,578	469,092		
530100	Depreciation	135,273	0	175,435	175,435		
538000	Claims & Judgments (Litigation)	250	0	250	250		
	*** Total Operating**	**1,579,759**	**664,765**	**1,796,215**	**1,794,069**		
	**** Total Personnel & Operating**	**1,797,427**	**763,717**	**2,057,492**	**2,055,346**		

COUNTY OF LEXINGTON
SOLID WASTE MANAGEMENT
Annual Budget
Fiscal Year 2013-14

Fund: 5700
Division: Public Works
Organization: 121203 - Solid Waste / Convenience Stations

Object Code	Expenditure Classification	2011-12 Expenses	2012-13 Expenses (Dec)	2012-13 Amended (Dec)	BUDGET 2013-14 Requested	BUDGET 2013-14 Recommend	BUDGET 2013-14 Approved
	Capital						
540000	Small Tools & Minor Equipment	109	47	1,500	1,000		
599999	Capital Clearing	(151,759)	0	0			
	All Other Equipment	151,759	10,488	421,966	284,442		
	**** Total Capital**	**109**	**10,535**	**423,466**	**285,442**		
	***** Total Expenses**	**1,797,536**	**774,252**	**2,480,958**	**2,340,788**		

SECTION IV

COUNTY OF LEXINGTON

Capital Item Summary
Fiscal Year - 2013 - 2014

Fund # 5700 Fund Title: Solid Waste Management
Organization # 121203 Organization Title: Solid Waste / Collection and Recycling Centers
Program # 1 Program Title: Collection and Recycling Centers

Qty	Item Description	***BUDGET*** 2013-2014 Requested Amount
	Small Tools and Minor Equipment	1,000
	Signs	2,000
	Concrete Slabs (Replacement)	45,000
	Collection & Recycling Center striping	4,500
	Executive Chair	400
5	Compactors (Replacement)	206,832
1	Compactor Electric Unit (Replacement)	13,065
	Video Surveillance Cameras	5,262
	Heating/AC Units (Replacements	7,383

** **Total Capital (Transfer Total to Section III)** **285,442**

SECTION V - PROGRAM OVERVIEW

Summary of Programs:

Program 1 –Collection and Recycling Centers

Program 1: Collection and Recycling Centers

Objectives:

This program requires the effort of a full time Collection and Recycling Centers Coordinator, one full time maintenance mechanic, approximately 15 County employed part-time Collection and Recycling Center Attendants and an additional 40 to 60 contracted personnel from Babcock Center. The function of this cost center is to ensure the proper disposal of all materials brought by Lexington County residents to the various Collection and Recycling Centers in a safe and efficient manner. The attendants keep records of all contracted waste container pulls, contracted and SWM recyclable materials pulls and vehicle traffic counts in the centers. The attendants are also responsible for housekeeping activity in the attendants building and on the grounds at the centers. Currently, there are eleven (11) Collection and Recycling Centers throughout the county with the Babcock Center personnel staffing nine (9) of these centers.

The Collection and Recycling Coordinator is housed at the SWM offices at the Lexington County Landfill.

SERVICE LEVELS

Service Level Indicators:
Program 1:

Collection and Recycling Centers

Services Provided	Actual FY 10/11	Actual FY 11/12	Estimated FY 12/13	Projected FY 13/14
MSW Collected (Tons)	31,827.46	30,122.50	29,373.67	28,643.46
Yard Trash Collected (Tons)	25,436.49	23,545.09	23,499.53	23,454.06
Total # of Resident Deliveries	1,759,988	1,846,963	1,880,854	1,915,367

SECTION V. – LINE ITEM NARRATIVES

SECTION VI. A. – SUMMARY OF REVENUES

SECTION VI. B. – LISTING OF POSITIONS

Current Staffing Level:

Job Title	Full Time Equivalent Positions	General Fund	Other Fund	Total	Grade
Coordinator	.5		.5	.5	15
Equipment Mechanic	1		1	1	12
* Collection Center Attendants	9.0		9.0	9.0	N/A
Total Positions	10.5		10.5	10.5	

Only two of these positions, Collection and Recycling Coordinator and Equipment Mechanic have benefits.

* These positions are part-time, without benefits.

15 attendants @ 24 hours per week = 360 hours, divided by 40 hour (FTE Hours) =	9.0 FTE positions
.5 Coordinator @ 40 hours per week = 20 hours, divided by 40 hour =	.5 FTE positions
1 Equipment Mechanic =	1 FTE positions
Total FTE for 121203	10.5 FTE positions

Other half of Coordinator is charged to 5700-121207

SECTION VI. C. – OPERATING LINE ITEM NARRATIVES

520100 - CONTRACTED MAINTENANCE **$541**

These funds are for the annual inspection and replacement of the portable fire extinguishers at the eleven (11) Collection & Recycling Centers.

11 centers x $32 per inspection = $352.00
3 replacements per year x $63 = $189.00
Total $541.00

520200 - CONTRACTED SERVICES **$922,883**

These funds are for the transportation of solid waste from the 11 Collection and Recycling Centers, Edmund Landfill and community projects that we support during the year. The list below represents the estimated number of pulls and the total cost of those pulls based on the recent service history. These are anticipated costs based on current recognizable trends and conditions. Efforts have been made to forecast the waste stream through these centers for the coming year, however continued growth in the county, changes in participation in the Franchise Residential Collection program, changes in numbers and locations of Collection & Recycling Centers, changes in citizens involvement in Recycling efforts, inefficiency of waste compaction equipment and other unknowns can have a tremendous impact on the number of required pulls from the centers and the respective costs associated with those pulls. Additionally, an increase in the number of compactors can result in increased efficiency, thereby reducing the costs associated with waste transportation. The current contract with our hauler was renewed as of January 1, 2011. Therefore, these costs are based on the fixed contract price of $113.99 per pull and $46.09 per container rental throughout the fiscal year.

Estimated Pulls July 1, 2013 – June 30, 2014

Ball Park	1,150 pulls/yr. @ $113.99	$131,088.50 +	$3,318.48 rent:	Period Total =	$134,406.98
Bush River	1,000 pulls/yr. @ $113.99	$113,990.00 +	$2,765.40 rent:	Period Total =	$116,755.40
Chapin	775 pulls/yr. @ $113.99	$88,342.25 +	$3,318.48 rent:	Period Total =	$91,660.73
Edmund	700 pulls/yr. @ $113.99	$79,793.00 +	$3,318.48 rent:	Period Total =	$83,111.48
Edmund *Landfill	100 pulls/yr. @ $50.00	$5,000.00 +	$1,106.16 Rent:	Period Total =	$6,106.16
Hollow Creek	475 pulls/yr. @ $113.99	$54,145.25 +	$2,212.32 rent:	Period Total =	$56,357.57
Leesville	425 pulls/yr. @ $113.99	$48,445.75 +	$1,659.24 rent:	Period Total =	$50,104.99
Pelion	475 pulls/yr. @ $113.99	$54,145.25 +	$1,659.24 rent:	Period Total =	$55,804.49
River Chase	1000 pulls/yr. @ $113.99	$113,990.00 +	$2,212.32 rent:	Period Total =	$116,202.32
Sandhills	850 pulls/yr @ $113.99	$96,891.50 +	$3,318.48 rent:	Period Total =	$100,209.98
Southeast	475 pulls/yr. @ $113.99	$54,145.25 +	$2,212.32 rent:	Period Total =	$56,357.57
Summit	475 pulls/yr. @ $113.99	$54,145.25 +	$1,659.24 rent:	Period Total =	$55,804.49
Sub-Total	**7,800 Pulls/yr. @ $113.99**	**$889,122.00 +**	**$27,654.00 Rent:**	**Period Total=**	**$916,776.00**
Sub-Total*	**100 Pulls/yr. @ $50.00**	**$5,000.00 +**	**$1,106.16 rent**	**Period Total=**	**$6,106.16**
Total	**7,900 Pulls/yr.**	**$894,122.00 +**	**$28,760.16 rent**	**Period Total=**	**$922,882.16**

520219 – WATER AND OTHER BEVERAGES **$3,276**

These funds provide clean (bottled) drinking water to each of the eleven (11) Collection and Recycling Centers. Due to the nature of the Babcock staff and the contamination of some of the centers drinking water, it is necessary that we provide safe, clean water to consume during their shifts.

- 9 centers x 5 bottles/month = 45 bottles/month
- 2 centers x 4 bottle/month = 8 bottles/month
- 45 bottles/month x 12 months = 540 bottles
- 8 bottles/month x 12 months = 96 bottles + 540 bottles = 636 bottles
- 636 bottles x $5.15 per bottle = $3,275.40

520233 – TOWING **$350**

These funds cover any towing charges on the two (2) County vehicles assigned to this program (F-150 pick-up #31877, F-550 service vehicle #32421)

520302 - DRUG TESTING SERVICES **$150**

These funds are for testing of employees as necessary in response to specific, non-random, situations.

520400 - ADVERTISING **$1,500**

These funds are for the production and distribution of printed flyers, handouts, advertisements, etc. to be used for SWM Collection & Recycling Centers and County Recycle education and promotional materials. Handouts would include information regarding the operation of the Collection & Recycling Centers. Flyers would include information designed to increase the number of citizens participating in the Collection & Recycling Centers Recycling opportunities, thereby increasing revenues from that program. This cost also includes production and distribution of flyers concerning holiday schedules and/or changes to the operations of Collection & Recycling Centers and the Carolina/Clemson Office Paper Challenge.

521000 - OFFICE SUPPLIES **$800**

Office Supplies include: Business cards, printer cartridges, file folders, bulletin board, pens, pencils, laminates, etc., as needed.

521100 - DUPLICATING **$120**

These funds are necessary for copying work reports, time sheets, time cards, training sheets, work schedules etc. related to both Collection & Recycling Centers and County Recycling materials.

Cost	.04
Copies	3,000
Total	$120.00

521200 - OPERATING SUPPLIES **$16,000**

These funds are necessary to provide such items as cleaning supplies, disinfectants, brooms, rakes, shovels, water hoses, work gloves and other necessary operating supplies to the eleven (11) Collection and Recycling Centers,

Collection Coordinator and Maintenance Mechanic. First Aid supplies, Employee Personal Protective Equipment (safety glasses, safety vests, rubber gloves, etc), ladders, temporary signage, locks and keys are also included in this line item. These supplies are necessary to maintain an efficient, clean and safe environment for employees and residents. Operating Supplies are stored at the SWM offices and distributed to the centers as needed. This figure represents approximately $120.00 per center per month in operating supplies and $160.00 yr for Coordinator, Mechanic.

$120.00 x 11 Collection & Recycling Centers = $1,320/mo
$1,320.00 x 12 mo = $15,840.00
$15,840.00 + $160.00 = $16,000.00

521402 - OCCUPATIONAL HEALTH SUPPLIES **$200**

This account will cover the cost of health supplies to protect the employees from hazardous materials. Items included but not limited to: face masks, latex gloves, chemical gloves, etc.

522000 - BUILDING REPAIRS & MAINTENANCE **$35,000**

These funds are for normal maintenance, repairs and upkeep of the 11 Collection & Recycling Centers attendant's building's, asphalt, concrete, fences, and gates to allow for appropriate security and safety of the Center's. It also covers the maintenance and repair of any electrical, plumbing, minor damage or any other on-going maintenance needs. Due to the age and high usage of the facilities, maintenance costs continue to increase each year.

522100 - HEAVY EQUIPMENT REPAIRS & MAINTENANCE **$50,000**

These funds are necessary for the repairs and maintenance of the solid waste compactors at the 11 Collection & Recycling Centers. The increase in this line item reflects the fact that our inventory of waste compactors has aged to a point where we are experiencing repairs of major components to include hydraulic cylinders, motors and pumps. Parts for these compactors are getting more difficult to obtain due to their age and changes in design, which has forced us to replace whole units rather than individual parts. Estimates to repair and re-paint a compactor are between $7,000 - $9,000. (Currently there are 50 compactors in operation)

522200 - SMALL EQUIPMENT REPAIRS AND MAINTENANCE **$500**

These funds are for the repairs of lawnmowers, weed eaters and other small equipment needed to maintain environmental safety and aesthetic appearance of the Collection & Recycling Centers.

522300 - VEHICLE REPAIRS AND MAINTENANCE **$4,000**

These funds are for normal maintenance costs (as outlined by Fleet Services) associated with the operation of the F-150 Pickup Truck #31877 and the Service vehicle F-550 #32421 assigned to this account. These vehicles are no longer covered under warranty.

F-150 Pickup #31877	$1,500
F-550 Service Vehicle #32421	$2,500
Total	$4,000

524000 - BUILDING AND CONTENTS INSURANCE **$969**

These funds are for insurance of the buildings at the 11 Collection & Recycling Centers. This figure provided by the County Risk Manager.

524100 - VEHICLE INSURANCE **$1,092**

These funds are for insurance of the F-150 pickup #31877 and the service vehicle F-550 Ford #32421 assigned to the Maintenance Mechanic. Cost per vehicle $546 x 2 vehicles = $1,092

524101 – COMPREHENSIVE INSURANCE **$220**

These funds are for comprehensive insurance for the service vehicle F-550 Ford #32421 assigned to the Maintenance Mechanic. Cost provided by the Risk Manager.

524201 - GENERAL TORT LIABILITY INSURANCE **$620**

These funds are for General Tort Liability Insurance for the Collection & Recycling Centers Coordinator, Maintenance Mechanic and county employed station attendants. This figure provided by County Risk Manager.

524202 - SURETY BOND **$0**

For bonding of full-time equivalent employees (Non Surety Bond Budget Cycle)

525000 - TELEPHONE **$5,021**

These funds are for telephone service for 11 Collection & Recycling Centers.
11 Phones @ $35.50/ea = $391 per month
12 months @$391 = $4,692 + tax $328.44 = $5,020.44

525020 - PAGERS AND CELL PHONES **$264**

This account covers the cost for the Maintenance Mechanics cellular telephone with direct connect capabilities. Average cost $22/mo.

NEXTEL DIRECT CONNECT & CELL PHONE	$	22.00
MONTHS	X	12
TOTAL	$	264.00

525021 – SMART PHONE CHARGES **$1,080**

This account covers the cost for smart phone for the Collection and Recycling Coordinator.

Smart Phone	$ 90.00
Months	X 12
Total	$ 1,080.00

525030 - 800 MHZ RADIO SERVICE CHARGES (2) **$1,080**

This account covers cost for two (2) 800 MHz Radios, $45/mo.

Monthly service charge for two 800 MHZ radio 2 x $45.00	$ 90.00
Months	x 12
Total Monthly Service Charges	$ 1,080.00

525031 - 800 MHZ RADIO MAINTENANCE CONTRACTS (2) **$144**

This account covers cost for two (2) 800 MHz Radios maintenance contracts.
Coordinator $38.94/ year x 1 radios = $ 38.94
Mechanic $104.52/year x 1 radio = 104.52
Total $143.46

525041- E-mail Service Charges **$81**

These funds are for the Collection & Recycling Centers Coordinators E-mail account. $6.75/mo x 12 months = $81.00

525240 - PERSONAL MILEAGE REIMBURSEMENT **$500**

These funds are for reimbursement to cover the cost to the Coordinator when it is appropriate to use her/his personal vehicle for the conduct of county business. Examples of this may occur when it is necessary to visit the Collection & Recycling Centers on weekends, or in the early mornings or late afternoon, or when the county vehicle is not available.

525318 - UTILITIES **$84,768**

These funds are for utility expenses at the 11 Collection & Recycling Centers. The installation of new area lighting, necessary to promote the safety of the centers, personnel and citizens, and the continued aging of the waste compactors will continue to impact this program. The increase in this line item results from the installation of at least 2 new compactors, additional lighting, as well as recent rate increases by the utility provider(s).

Avg. $6,546/mo
6% increase for rate increase = $393
Total avg. $6,939/mo x 12 months = $83,268
2 new compactors @ $125/each = $250/month x 6 months = $1,500

525400 - GAS, FUEL & OIL **$15,088**

These funds are for gas, oil and other fluids and lubricants necessary (as outlined by Fleet Services) for the operation of the Coordinators F-150 pickup truck (#31877) and the Equipment Mechanics F-550 service vehicle (#32421) assigned to this account. (Fuel estimates set by Fleet Services Manager $3.43/gal. gas; $3.90/gal diesel)

F-150 Pickup - 20 gallons per week @ $3.43/gal = $69.00/week x 52 weeks = $ 3,588
F-550 Service Truck - 55 gallons per week @ $3.90 = $215/week x 52 weeks = 11,180
Oil changes – 4 per yr per vehicle = 8 changes @ $40/ea = 320

Total $15,088

525400 - UNIFORMS & CLOTHING **$2,545**

These funds are for safety shoes, caps, t-shirts, sweatshirts and raincoats for station attendants and the Collection & Recycling Centers Coordinator as appropriate.

Safety shoes @ $125/pr x 8 pair = $1,000
Clothing - $75/attendant x 15 attendants = $1,125.00
Clothing - $175 for coordinator
Clothing - $245 for maintenance mechanic

526500 - LICENSE & PERMITS **$500**

These funds are for water testing as required by SC DHEC (based on current permit fees) at the

Bush River Collection & Recycling Centers	$ 125
Chapin Collection & Recycling Centers	$ 125
Edmund Collection & Recycling Centers	$ 125
Pelion Collection & Recycling Centers	$ 125
Total	$500

527040 - OUTSIDE PERSONNEL **$469,092**

These funds cover the payment for Babcock Center staffing under contract (IAW C07022-12/1/06B). These costs reflect the charges allowed under the Contract Agreement entered into in late 2006.

Ball Park Collection & Recycling Centers	$ 52,121.28
Bush River Collection & Recycling Centers	$ 52,121.28
Chapin Collection & Recycling Centers	$ 52,121.28
Edmund Collection & Recycling Centers	$ 52,121.28
Hollow Creek Collection & Recycling Centers	$ 52,121.28
Pelion Collection & Recycling Centers	$ 52,121.28
River Chase Collection & Recycling Centers	$ 52,121.28
Sandhills Collection & Recycling Centers	$ 52,121.28
Southeast Collection & Recycling Centers	$ 52,121.28
Total	$469,091.52

530100 - DEPRECIATION **$175,435**

This cost will cover the depreciation of our equipment.

538000 - CLAIMS & JUDGMENTS **$250**

This account will cover any cost that may occur that are lower than the deductible of our insurance.

SECTION VI. D. – CAPITAL LINE ITEM NARRATIVES

CAPITAL REQUEST

540000 - SMALL TOOLS AND MINOR EQUIPMENT **$1,000**

This account will cover the cost for any small tools and/or minor equipment which falls below the $500 capital cost limit, especially items not stocked at Central Warehouse. Among the items to be purchased are lawn mower(s), weed trimmer(s), leaf blower(s), small hand tools, as well as chair(s), file cabinet(s), other office equipment and etc. for use at the 11 Collection & Recycling Centers.

5AE000 - SIGNS **$2,000**

This amount represents the funds necessary to obtain new and/or replacement directional, informational and educational signs needed at each of the Collection & Recycling Centers. This amount also includes costs for signposts, brackets and other hardware necessary for the installation of new and or existing signs. In some cases the signs are needed to solve a safety issue (i.e. traffic direction/control). In other instances, the signs will direct the types of recycle products accepted in a given container, reducing the chance of contaminated containers and insuring the optimum revenue for the container when delivered to the processor. The increase results from recent cost increases from the supplier(s), especially related to the increase in steel costs for acceptable signposts.

Avg. Cost per sign will vary based on the size, color and message.

5AE000 – CONCRETE PADS (REPLACEMENT) **$45,000**

This account will cover the cost to repair or replace existing black top at the Collection and Recycling Center. The black top is cracked and broken due to the heavy containers being set down on it over time. To ensure the safety and integrity of our Collection & Recycling Centers, we need to upgrade the black top with concrete or replace the existing broken concrete.

5AE000 – COLLECTION AND RECYCLING CENTER STRIPING **$4,500**

These funds will be used to provide direction and safety striping at the eleven (11) Collection and Recycling Centers. The striping provides increased visibility at night, a safety barrier for the staff and efficiency of traffic flow.

5AE000 – EXECUTIVE CHAIR **$400**

These funds will be used to purchase (1) office chair for the Collection & Recycling Center Coordinator.

5AE000 – COMPACTORS (REPLACEMENT) **$206,832**

These funds will be used to purchase five (5) new Wastequip Accurate, Model 645XHD-7 compactors to replace existing compactors that are 15-20 years old. Replacement parts for these units are getting very difficult to find.

Based on the age of the compactors and a maintenance analysis performed during the past year a schedule for replacement has been established.

5 – compactors @ $37,632.00 = $188,160.00
sales tax for compactors = $ 13,171.20
5 – installations @ $1,100.00 = $ 5,500.00
Total = $206,831.20

5AE000– COMPACTOR ELECTRIC UNIT (REPLACEMENT) $13,065

These funds will be used to cover the cost of replacing the electrical power units on some of the older compactors. Replacement parts for these units are getting very difficult to find. Based on the age of the compactors, it is imperative that we start refurbishing a couple each year. These replacement units will virtually turn a 15 year old compactor into a new compactor for about a third of the cost of a new compactor. A new compactor cost about $41,367. Once these units are replaced, there is very little maintenance that is required to the compactor.

1 – three phase units = $12,209.40
Sales tax = $ 854.66
Total $13,064.06

5AE000 – VIDEO SURVEILLANCE CAMERAS (NEW) $5,262

These funds will be used to purchase Exterior Low Lite Infrared Verifocal Digital Cameras to be mounted at the Collection & Recycling Centers' exit gates. The cameras will be mounted at a lower level and have zooming capabilities to record license plate numbers on vehicles passing through the gates. The cameras will be used for security, monitoring illegal dumping and theft of county property.

4 – cameras @ $650.00 = $2,600.00
sales tax for cameras = $ 182.00
4 – installations @ $620.00 = $2,480.00

5AE000 –HEATING/AC UNITS (REPLACEMENT) $7,383

These funds will be used to purchase new combination wall air conditioning with electric heat units to replace old worn out units in the Collection and Recycling Centers. Currently, the Collection and Recycling Centers' have separate heat and air conditioning units. These replacements will be all-in-one combination units.

6 – Heating/AC Units @ $950 = $ 5,700.00
6 – Hardware & Supplies per unit @ $200.00 = $ 1,200.00
Sales tax = $ 483.00
Total $ 7,383.00

COUNTY OF LEXINGTON
SOLID WASTE MANAGEMENT
Annual Budget
Fiscal Year 2013-14

Fund: 5700
Division: Public Works
Organization: 121204 - Solid Waste / Landfill Operations

Object Code	Expenditure Classification	2011-12 Expenses	2012-13 Expenses (Dec)	2012-13 Amended (Dec)	BUDGET 2013-14 Requested	2013-14 Recommend	2013-14 Approved
	Personnel						
510100	Salaries & Wages - 6.5	227,965	103,009	232,108	232,108		
510200	Overtime	9,534	2,970	16,000	16,000		
511112	FICA Cost	16,996	7,562	18,980	18,980		
511113	State Retirement	21,704	9,540	26,299	26,299		
511120	Insurance Fund Contribution - 6.5	50,700	25,350	50,700	50,700		
511130	Workers Compensation	21,091	9,453	22,012	22,012		
511213	State Retirement - Retiree	999	1,694	0	3,388		
	*** Total Personnel**	**348,989**	**159,578**	**366,099**	**369,487**		
	Operating Expenses						
520100	Contracted Maintenance	140,357	57,021	187,620	161,153		
520200	Contracted Services	44,657	20,400	72,553	112,944		
520233	Towing Service	375	0	365	365		
520241	Refrigerant Disposal & Testing	0	0	5,000	0		
520300	Professional Services	97,765	56,275	115,025	160,225		
520302	Drug Testing Services	0	0	348	348		
520305	Infectious Disease Services	1,214	504	718	692		
520601	Landfill Monitoring - Batesburg	49,425	25,425	52,000	52,000		
520602	Landfill Monitoring - Edmund	50,450	23,100	60,500	54,500		
520603	Landfill Monitoring - Chapin	32,000	15,000	36,000	36,000		
521100	Duplicating	38	7	495	140		
521200	Operating Supplies	133,141	74,222	201,806	193,829		
521220	Closure Operating Supplies	35,741	344	122,021	101,521		
522000	Building Repairs & Maintenance	15,539	478	12,400	12,350		
522050	Generator Repairs & Maintenance	128	128	2,159	1,659		
522100	Heavy Equipment Repairs & Maintenance	110,086	82,946	150,000	151,003		
522201	Fuel Site Repairs & Maintenance	93	97	1,325	1,325		
522300	Vehicle Repairs & Maintenance	7,888	5,749	8,699	8,699		
523200	Equipment Rental	3,045	0	71,620	42,100		
524100	Vehicle Insurance - 6	3,180	1,590	3,276	3,276		
524101	Comprehensive Insurance - Inland Marine	17,221	10,489	25,785	23,897		
524201	General Tort Liability Insurance	1,179	627	1,215	1,295		
524202	Surety Bonds	31	0	0	0		
525006	GPS Monitoring Charges	0	0	0	0		
525020	Pagers and Cell Phones	181	144	206	148		
525030	800 MHz Radio Service Charges - 6	2,923	1,402	3,240	3,240		
525031	800 MHz Radio Maintenance - 6	219	290	290	628		
525041	E-mail Service Charges - .5	0	0	41	41		
525210	Conference, Meeting & Training Expenses	0	0	1,042	1,042		
525230	Subscriptions, Dues & Books	0	0	120	120		
525317	Utilities - Landfill (Edmund)	8,825	4,688	10,000	10,000		
525400	Gas, Fuel, & Oil	151,500	75,055	181,902	169,313		
525600	Uniforms & Clothing	3,199	2,309	3,578	4,111		
526500	Licenses & Permits	1,600	1,330	2,900	3,000		
530100	Depreciation Expense	355,132	0	282,536	400,000		
538000	Claims & Judgments	0	0	100	100		
538600	SCDHEC Fines - Administrative Order	0	0	10,000	10,000		
	*** Total Operating**	**1,267,132**	**459,620**	**1,626,885**	**1,721,064**		
	**** Total Personnel & Operating**	**1,616,121**	**619,198**	**1,992,984**	**2,090,551**		

COUNTY OF LEXINGTON
SOLID WASTE MANAGEMENT
Annual Budget
Fiscal Year 2013-14

Fund: 5700
Division: Public Works
Organization: 121204 - Solid Waste / Landfill Operations

Object Code	Expenditure Classification	2011-12 Expenses	2012-13 Expenses (Dec)	2012-13 Amended (Dec)	BUDGET 2013-14 Requested	BUDGET 2013-14 Recommend	BUDGET 2013-14 Approved
	Capital						
540000	Small Tools & Minor Equipment	1,217	275	1,898	2,500		
599999	Capital Clearing	(747,568)	0	0			
	All Other Equipment	747,568	419,972	1,184,505	720,136		
	**** Total Capital**	**1,217**	**420,247**	**1,186,403**	**722,636**		
	Transfers:						
815701	Op Trn to Solid Waste Post Closure	179,978	594,546	594,546	92,638		
	**** Total Transfers**	**179,978**	**594,546**	**594,546**	**92,638**		
	***** Total Expenses**	**1,797,316**	**1,633,991**	**3,773,933**	**2,905,825**		

SECTION IV

COUNTY OF LEXINGTON

Capital Item Summary
Fiscal Year - 2013-2014

Fund # 5700 Fund Title: Solid Waste Management
Organization # 121204 Organization Title: Solid Waste/ Landfill Operations
Program # 1 Program Title: Landfill Operations

Qty	Item Description	***BUDGET*** 2013-2014 Requested Amount
1	Small Tools and Minor Equipment	$2,500.00
1	Pickup Truck (Replacement)	$14,000.00
1	Phase III Resurfacing Asphalt Landfill Complex	$146,000.00
1	Water Truck (Replacement)	$200,000.00
1	Off Road Dump Truck	$360,136.00
	**** Total Capital (Transfer Total to Section III)**	**$722,636.00**

SECTION V-PROGRAM OVERVIEW

Summary of program:

Program 1: Landfill Operations

Objectives:

This program requires the efforts of 6 (six) Heavy Equipment Operators, 1 (one) Supervisor. This program oversees the Construction Demolition and Yard Waste Landfill Operations and the Wood Waste Grinding/Compost Operation while enforcing Lexington County Ordinance, South Carolina Department of Health and Environmental Control (SCDHEC) rules and regulations. The Supervisor is responsible for this department and the Transfer Station (121206); therefore his salaries and all operational items are split accordingly.

SERVICE LEVELS

Service Level Indicators:
Program 1:

Service Levels C&D Yard Waste Processed	Actual FY 10/11	Actual FY 11/12	Estimated FY 12/13	Projected FY 13/14
Tons Land filled	62,740	58,733	57,433	55,000
Tons Ground	4,244	3,975	4,358	6,000
Tons Carpet	24	54	5	0
Tons Carpet Pad	6	11	1	0
Tons Asphalt/ Concrete	1,571	1,067	1,100	1,500
Tons Appliance/ Metals	226	159	163	180
Tons E-Waste	122	763	700	750
Tons Mattress	194	222	222	230
Total Disposed/ Recycled	69,127	64,984	63,762	63,660

SECTION VI. - LINE ITEM NARRATIVES

SECTION VI. A. – SUMMARY OF REVENUES

SECTION VI. B. – LISTING OF POSITIONS

Current Staffing Levels:

Job Title	Full Time Equivalent				
	Positions	Enterprise Fund	Other Fund	Total	Grade
Supervisor of Landfill Operations	0.5*	0.5		0.5	15
Heavy Equipment Operators.	6	6		6	9
Total Positions	6.5	6.5		6.5	

All of these positions require insurance.
*This positions is funded ½ of 121204 and ½ 121206
Display organization flowchart:

SECTION VI. C. - OPERATING LINE ITEM NARRATIVES

520100 – CONTRACTED MAINTENANCE **$161,153**

This account will cover the expenditures for five (5) pieces of heavy equipment to include Total Maintenance & Repair (TM&R) for mechanical and general maintenance, fire protection systems for each and to cover the cost of portable fire extinguishers.

Each piece of equipment is serviced every 250 operating hours for (TM&R) and the monthly cost is a set price based on the individual equipment. The (TM&R) covers all maintenance, except for ground engaging tools. Each piece of equipment is also covered by a separate contract for a fire protection system, based on three inspections per year, and each inspection's cost is based on the individual piece of equipment.

Estimated replacement parts for fire protection systems	$ 5,000.00
Forty (40) portable fire extinguishers are inspected twice a year and recharged	
Inspections Each	$ 2.80
	X 40
Total	$ 112.00
Recharging Each	$ 15.40
	X 40
Total	$ 616.00
Estimated replacement parts	$ 2,000.00
Total	$ 2,728.00

Co # 35530 (2011 Model) Caterpillar 826-H Landfill Compactor.

Total Maintenance & Repair (TM&R) per month	$ 2,233.75
	X 12
S.C. sale tax @7%	$ 1,876.35
Total	$ 28,681.35
Fire protection inspection (quarterly)	$ 175.00
	X 4
S.C. sale tax @7%	$ 49.00
Total	$ 749.00
Total	$ 29,430.35

Co # 34291 (2010 Model) Caterpillar 826-H Landfill Compactor

Total Maintenance & Repair (TM&R) per month	$ 2,055.50
	X .12
S.C. sale tax @7%	$ 1,726.62

Total	$ 26,392.62
Fire protection inspection (quarterly)	$ 175.00
	X 4
S.C. sale tax @7%	$ 49.00
Total	$ 749.00
Total	$ 27,141.62

Co # 30849-Caterpillar D-7-R Dozer.

Total Maintenance & Repair (TM&R) per month	$ 1,875.00
	X 12
S.C. sale tax @7%	$ 1,575.00
Total	$ 24,075.00
Fire protection inspection (quarterly)	$ 175.00
	X 4
S.C. sale tax @7%	$ 49.00
Total	$ 749.00
Total	$ 24,824.00

Co # 26019 (2004 Model) Caterpillar 623-G Scraper Pan

Total Maintenance & Repair (TM&R) per month	$ 3,813.00
	X 4
S.C. sale tax @7%	$ 1,067.64
Total	$ 16,319.64
Fire protection inspection (quarterly)	$ 175.00
	X 4
S.C. sale tax @7%	$ 49.00
Total	$ 749.00
Total	$ 17,068.64

Co # 37205 Cat 329 Hydraulic Excavator

Total Maintenance & Repair (TM&R) per month	$ 938.00
	X .12
S.C. sale tax @7%	$ 787.92
Total	$ 12,043.92
Fire protection inspection (quarterly)	$ 175.00
	X 4

S.C. sale tax @7%	$ 49.00
Total	$ 749.00
Total	$ 12,792.92

Co # 00000 25 Ton Off Road Truck

Total Maintenance & Repair (TM&R) per month	$ 1,000.00
	X . 8
S.C. sale tax @7%	$ 560.00
Total	$ 8,560.00
Fire protection inspection (quarterly)	$ 175.00
	X 4
S.C. sale tax @7%	$ 49.00
Total	$ 749.00
Total	$ 9,309.00

Co # 00000 25 Ton Off Road Truck

Total Maintenance & Repair (TM&R) per month	$ 1,000.00
	X .12
S.C. sale tax @7%	$ 840.00
Total	$ 12,840.00
Fire protection inspection (quarterly)	$ 175.00
	X 4
S.C. sale tax @7%	$ 49.00
Total	$ 749.00
Total	$ 13,589.00

Co # 36827 Cat 287C Skid Steer

Total Maintenance & Repair (TM&R) per month	$ 465.00
	X .12
S.C. sale tax @7%	$ 390.60
Total	$ 5,970.60
Fire protection inspection (quarterly)	$ 175.00
	X 4
S.C. sale tax @7%	$ 49.00
Total	$ 749.00

Total	$ 6,719.60

Co # 35427(2011 Model) Caterpillar 430 Backhoe.

Total Maintenance & Repair (TM&R) per month	$ 919.00
	X 12
S.C. sale tax @7%	$ 771.96
Total	$ 11,799.96
Fire protection inspection (quarterly)	$ 175.00
	X 4
S.C. sale tax @7%	$ 49.00
Total	$ 749.00
Total	$ 12,548.96

520200 - CONTRACTED SERVICES **$112,944**

This account is for landfill contracted services for the wood grinding program. This account will cover the cost for a contractor to grind an estimated 6,000 tons of wood waste at a contracted price of $ 7.50 per ton. This account will also cover the cost to transport rip-rap and stone to the Landfill and janitorial services for the landfill offices.

Janitorial Services for landfill office

Total	$ 5,000.00

Contract cost (Wood Waste)	$ 7.50
Tons	x 6,000.00
Total	$ 45,000.00

Contract cost (Concrete crushing)	$ 12.00
Tons	x 3,000.00
Total	$ 36,000.00

Contract cost (Rip-Rap) – delivery per ton	$ 4.60
Tons	x 1,500.00
Total	$ 6,900.00

Fire hood testing training building –	
Total	$ 50.00
Contract cost (Crushed Concrete) – delivery per ton	$ 3.89
Tons	x 5,000.00
Total	$ 19,450.00
Contract cost (#57 Stone) – delivery per ton	$ 3.83
Tons	x 142
Total	$ 543.86

520233 – TOWING SERVICES **$365**

This account covers cost associated with towing Landfill vehicles as needed for repairs.

520241 - REFRIGERANT DISPOSAL & TESTING **$0**

This account covers the EPA required removal of refrigerant (Freon) from all units containing Freon entering the landfill facility, prior to recycling. Revenues collected for this service offsets the cost.

520300 - PROFESSIONAL SERVICES **$160,225**

This account covers cost associated with several type services. These services include: Engineering observations & surveying, providing technical assistance and overview of construction activities:

Class II Landfill Compliance (Edmund)	$ 25,000.00
Engineering Services Water Shed Plan Borrow Area (Edmund)	$ 15,000.00
Methane Gas Flare System – Investigation (Edmund)	$ 3,500.00
Survey Services for Landfill Compliance (Edmund)	$ 15,000.00
Master plan of Edmund landfill	$ 30,000.00
Topographic survey/Landfill volume calculation (Annual) Edmund	$ 18,000.00
Corrective Measures, Property Expansion (Batesburg/Leesville LF)	$ 15,000.00
Engineering services closure lift III C&D	$ 38,500.00
Total	$ 160,000.00

A mandatory fee is required to cover cost of SCDHEC Drinking Water annual fee for public wells located on the landfill site.

Water Fee	$ 225.00
Total Professional Services	$ 160,225.00

520302 - DRUG TESTING SERVICES **$348**

The required Random Drug/Alcohol Testing is for six (6) employees If an accident/incident were to occur to any employee while operating County equip/vehicle, a Drug/Alcohol testing is mandatory. For employees holding CDL licenses, as required of their position, are on a random drug-screening program.

Random Drug Testing (6 employees x $35/test)	$ 210.00
Random Driver History Check (6 employees x $8/report)	$ 48.00
Random Alcohol Testing	$ 15.00
Employees	x 6
Total	$ 90.00
Total Estimated Test	$ 348.00

520305 – INFECTIOUS DISEASE SERVICES **$692**

This account will cover the cost for tetanus and hepatitis "B" inoculations available to employees. 29CFR 1910.1030 Guidelines apply to any personnel considered at risk under OSHA 1970 General Data clause. There is considerable information available to support the inclusion of certain personnel in the Solid Waste Management Division in a pathogenic exposure program to vaccinate against hepatitis "B".

Shot Series cost/ employee $346 x (2) employees = $692

520601 - L/F WELL MONITORING - BATESBURG/LEESVILLE **$52,000**

The proposed engineering fee is to perform bi-annual sampling and laboratory analysis of groundwater at the Batesburg/Leesville Landfill. Engineering consultants oversee and handle all laboratory reports, as required by SCDHEC. This fee includes: Laboratory analysis of sampling for indicator parameters, review of results in relation to maximum contaminant levels and forwarding of results to SCDHEC.

520602 - L/F WELL MONITORING - EDMUND **$54,500**

The proposed engineering fee is to perform bi-annual sampling and laboratories analysis of groundwater, monthly NPDES sampling/reporting, monthly methane gas monitoring and cover inspection at the Edmund Landfill. Engineering consultants oversee and handle all laboratory reports as required by SCDHEC. This fee includes: Laboratory analysis of sampling for indicator parameters, review of results in relation to maximum Contaminant levels and forwarding of results to SCDHEC. The analysis is more extensive for Edmund than our other closed MSW Landfills. This extensive analysis is listed on the "Appendix 2" and is the same requirements for Subtitle D landfill, by SCDHEC. This fee also includes a bi-annual statistical analysis report for ground water and monthly methane reports sent to SCDHEC.

520603 - L/F WELL MONITORING - CHAPIN **$36,000**

The proposed engineering fee is to perform bi-annual sampling and laboratory analysis of groundwater and annual cover inspection at the Chapin Landfill. Engineering consultants oversee and handle all laboratory reports as required by SCDHEC. This fee includes: Laboratory analysis of sampling for indicator parameters, review of results in relation to maximum contaminant levels and forwarding of results to SCDHEC.

521100 - DUPLICATING **$140**

This account covers the cost of duplicating the following: Daily fuel sheets, vehicle & equipment service reports Notification of needed repairs, inter-office and SCDHEC correspondence for Landfill Supervisor.

Copies	$ 0.04
	X 3500
Total	$ 140.00

521200 - OPERATING SUPPLIES **$193,829**

This account covers the cost for operating supplies used daily in the Landfill operations. Erosion control Maintenance for approx. 142 acres requiring vegetation to include sediment pond dams/trench slopes & closed MSW. Portions of property will require seed, fertilizer, mulch, and stone for road maintenance. General operating supplies are to include: rake, shovels, work & safety gloves, equipment cleaning supplies, trash bags for litter control throughout Landfill facility, etc. This also covers cost of supplies not carried at Central Warehouse.

- CR-14 stone x $10.83 / ton x 1,000 tons + 7% SC sales tax =	$ 11,588.10
- Rip Rap Stone x $25.79/ton x 1,500 tons + 7% SC Sales Tax =	$ 41,392.95
- Crushed Concrete $9.00/ton x 4,000 tons + 7% Sales Tax=	$ 38,520.00
- Polymer Material for basin cleaning $31,945.60 + 7% SC Sales Tax=	$ 34,181.79
- Grassing Materials (MSW Lf repairs, barrow area & other general maint.)=	$ 20,000.00
- Erosion Reinforcement Materials	$ 38,146 .00
- General Operating Supplies	$ 10,000.00
TOTAL	$193,828.84

521220 – CLOSURE OPERATING SUPPLIES **$101,521**

Edmund construction and demolition – lift three closure estimate cost (partial).

24" HDPE pipe (single wall)	$ 14,400.00
24"x24"x24" HDPE T fitting	$ 1,680.00
Rip-Rap W/filter fabric (18"depth)	$ 16,750.00
Rip-Rap check dams w/#57 stone	$ 2,400.00
Materials for grassing	$ 44,000.00
Erosion Reinforcement Materials	$ 18,146. 00
S.C. Sale tax @ 7%	$ 4,144.70
Total	$ 101,520.70

522000 - BUILDING REPAIRS & MAINTENANCE **$12,350**

This account covers needed repairs to all structural buildings at the Edmund facility, with the exception of the Transfer Station Facility. Generator maintenance, well & septic tank maintenance, paving asphalt to repair entrance of scales, sandblast and paint for scales, fuel tank maintenance, general maintenance of oil & maintenance storage sheds and office building

	$ 10,500.00
Annual inspection for garage doors	$ 50.00
	X 7
Total	$ 350.00
Estimated cost for repairs to garage doors	$ 1,500.00
Total	$ 12,350.00

522050 – GENERATOR REPAIRS & MAINTENANCE **$1,659**

Annual inspection for Generator	$ 1,658.15
Total	$ 1,658.15

522100 - HEAVY EQUIPMENT REPAIRS & MAINTENANCE **$151,003**

This account is for landfill heavy equipment repairs not covered by contracted maintenance (TM&R) and include items as follows: tires, cutting blades, elevator chains, Compactor cleats, Pan Tires, etc.

Estimated cost for cleats (Compactors)	$ 70,000.00
623 Pan. Co# 26019	$ 5,000.00
D-7-H Dozer Co# 30849	$ 15,000.00
826-H Compactor Co# 35530	$ 12,000.00
826-H Compactor Co# 34291	$ 10,000.00
Utility Tractor Co # 35963	$ 500.00
Motor Grader Co # 17070	$ 300.00
430 Cat Backhoe Co # 35427	$ 2,000.00
329-E Cat Track hoe CO# 37205	$ 3,000.00
Challenger CO. # 33386	$ 2,000.00
Hydro Seeder CO # 35070	$ 700.00
Water Pump CO. # 36531	$ 500.00
287- Cat Skid Steer CO# 36827	$ 1,000.00
25 Ton Off Road Truck CO # 00000	$ 10,000.00
25 Ton Off Road Truck CO # 00000	$ 8,000.00
Foam Fill Tires Hydro Seeder CO. # 35070	$ 1,124.00
S.C. Sale tax @ 7%	$ 9,878.68
Total	$ 151,002.68

522201 – FUEL SITE REPAIRS & MAINTENANCE **$1,325**

This account is for cost associated with the repairs and maintenance of the fuel system at the Edmund Landfill. Estimate provided by Fleet Maintenance.

522300 - VEHICLE REPAIRS & MAINTENANCE **$8,699**

This account is for cost associated with the service maintenance and repairs for the following vehicles:

GM Dump Truck Co#18616	$	500.00
Ford Tractor Low Boy Co# 14962	$	500.00
Ford 3/4 Ford Truck Co# 31876	$	250.00
Chevy 1500 Truck Co. # 22905	$	500.00
Ford Tanker Co# 12886	$	500.00
Estimated cost for the above vehicles parts	$	5,880.00
S.C. Sale tax @ 7%	$	569.00
Total	$	8,699.00

523200 – EQUIPMENT RENTAL **$42,100**

This account is for cost associated with the rental of equipment to clean out the basin ponds in the landfill, screening of material on the Wood Waste Grinding Site to increase sale of material and reconstruction of the entrance (dirt portion) road in the landfill.

Wood Waste & Composter Screener (Product Improvement)	$	10,000.00
Months	x	2
S.C. Sale tax @ 7%	$	1,400.00
Total	$	21,400.00
Road Vibrator Roller (Road Maintenance)	$	5,000.00
Months	x	2
S.C. Sale tax @ 7%	$	700.00
Total	$	10,700.00
Miscellaneous Equipment	$	10,000.00

524100 - VEHICLE INSURANCE **$3,276**

This account will cover the cost for liability insurance for five (6) vehicles $546.00 ea.

Pickup Truck Co # 31876
Pickup Truck Co. # 22905
Dump Truck Co # 18616
Low Boy Co # 14962
Boom Truck Co # 20311
Ford Tanker Co # 12886

524101 - COMPREHENSIVE INSURANCE/LANDFILL EQUIP. $23,897

This account is for insurance to cover: Inland, Marine, Fire, Vandalism, etc. of Heavy Equipment used in the landfill operations. Costs based on projections provided by Risk Management.

524201 - GENERAL TORT LIABILITY INSURANCE $1,295

This account fee covers the cost for the FY 13/14 for the current number of employees. (Based on provided schedule.)

524202 – SURETY BONDS $0

This is a non-surety bond year.

525006 – GPS MONITORING CHARGES $0

This account covers cost for GPS monitoring and activation.

Monitoring For 13 Units	$	0.00
Months	x	12
Total	$	.00
One time activation fee for 13 units	$	0.00

525020 - PAGERS AND CELL PHONES $148

This account covers cost for one pagers and one cell phone.

Cell Phone	$	23.00
Months	x	6
SC Tax @ 7%	$	9.66
Total	$	147.66

525030 - 800 MHZ RADIO SERVICE CHARGES $3,240

This account covers cost for four (6) 800 MHz Radios and are assigned to the following:

Service for (6) 800 MHz Radio x $45.00/month =	$	270.00
Month	x	12
Total	$	3,240.00

525031 - 800 MHZ RADIO MAINTENANCE $628

This account covers cost for required maintenance of (6) 800 MHz Radios
X $104.52 = $627.12.

Total	$	627.12

525041 - E-MAIL SERVICE CHARGES **$41**

This account covers the cost for E-Mail Services.

Services	$	6.75
Months	x	6
Total	$	40.50

525210 - CONFERENCE & MEETING EXPENSES **$1,042**

This account will cover cost for the Supervisor attending the Solid Waste Association of North America (SWANA) Regional conference. The conference is an educational program to update those in the field of Solid Waste Management on Federal and State regulations and Landfill Operational Applications. Courses are offered to assist with CEU hours that are required in maintaining both SWANA and SCDHEC management re-certifications.

SWANA Registration & Special Courses	$	550.00
3 nights lodging	$	414.00
Per Diem	$	78.00
Total	$	1,042.00

525230 - SUBSCRIPTIONS, DUES & BOOK **$120**

This account is to cover the cost for Landfill Supervisor yearly membership, dues for SWANA and the Litter Control Association.

SWANA membership	$	110.00
Litter Control Association	$	10.00
Total	$	120.00

525317 - UTILITIES - EDMUND LANDFILL **$10,000**

This account covers the cost of utilities at the Edmund Facility, with the exception of the Transfer Station.

525400 - GAS FUEL & OIL **$169,313**

This account will cover the cost for daily gas, diesel, transmission, hydraulic, chassis, antifreeze and other lubricants required for vehicles, heavy equipment's 250-hour services for one year and miscellaneous small equipment. **Fleet services has proposed a budget cost of $ 3.90 a gal. This FY.**

Truck Co # 31876	$	2,000.00
Truck Co. # 22905	$	1,000.00
D-7-R Dozer Co # 30849	$	25,000.00
623 Pan Co # 26019	$	2000.00
John Deere 624-K Loader Co # 00000	$	7,000.00
Dump Truck Co # 18616	$	504.00
Low Boy Co # 14962	$	216.00
Boom Truck Co # 14994	$	500.00
Ford Tanker Co. # 12886	$	1,832.00
430-E Backhoe Co # 35427	$	4,500.00

826-H Compactor Co # 35530		$ 30,242.00
826-H Compactor Co # 34291		$ 29,749.00
287-C Skid Steer Co# 36827		$ 5,000.00
Track hoe CO# 37205		$ 20,000.00
Challenger CO. # 33386		$ 2,500.00
Utility Tractor Co # 35963		$ 100.00
Motor Grader Co # 17070		$ 668.00
Hydro Seeder CO. # 35070		$ 2,000.00
Water Pump CO. # 36531		$ 8,000.00
Miscellaneous Small Equipment		$ 8,502.00
25 Ton Off Road Truck CO# 00000		$ 10,000.00
25 Ton Off Road Truck CO# 00000 (2nd)		$ 8,000.00
Total		$ 169,313.00

525600 - UNIFORMS & CLOTHING **$4,111**

This account covers cost for (6) employees on staff and are required to wear uniforms to identify themselves as County employees, while working directly with the public. Safeties apparatus must be worn due to some of the hazardous conditions the employees are exposed.

Safety Boots	(12 @ $125.00)	$ 1,500.00
Winter Jackets	(4 @ $ 59.56)	$ 238.24
Work Pants	(16 @ $ 12.53)	$ 200.48
Tee Shirts	(16 @ $ 8.85)	$ 141.60
Long Sleeve Tee Shirt	(16 @ $ 9.85)	$ 157.60
Hooded sweatshirts	(16 @ $ 17.85)	$ 285.60
Work Shirts	(16 @ $ 12.00)	$ 192.00
Summer Caps	(20@ $ 4.64)	$ 92.80
County Emblem	(27 @ $ 0.76)	$ 20.52
Sewing on Emblem	(27 @ $ 0.80)	$ 21.60
Summer Coveralls	(4 @ $ 18.21)	$ 72.84
Insulated Coveralls	(4 @$ 39.15)	$ 156.60
Parka	(4 @$ 175.00)	$ 700.00
Safety Belts	(4 @ $ 15.48)	$ 61.92
S.C. Sale tax @ 7%		$ 268.93
Total		$ 4,110.73

526500 - LICENSE AND PERMITS **$3,000**

This account will cover the cost for the following required permits

Underground Fuel Tank	$ 300.00
Landfill NPDES Permit	$ 2,700.00
Total	$ 3,000.00

530100 - DEPRECIATION **$400,000**

This cost will cover the Depreciation of our FY 13/14, as provided by the Finance Department.

538000 - CLAIMS & JUDGMENTS **$100**

This account will cover any cost, which may occur that are lower than the deductible of our insurance.

538600 – SCDHEC FINES – ADMIN ORDER **$10,000**

This account will cover potential landfill fines issued by DHEC.

SECTION VI. D. – CAPITAL LINE ITEM NARRATIVES

CAPITAL REQUEST

540000 - SMALL TOOLS & MINOR EQUIPMENT $2,500

This account will cover costs for any small tools and minor equipment, which falls below the $500 capital cost limit. To include replacements items not stocked at Central Warehouse such as wrenches, ratchets, sockets, floor jacks, etc.

5AE000 – (1) PICKUP TRUCK (REPLACEMENT) $14,000

This account will cover the cost to purchase a used pickup truck from the public works fleet which is on the Counties Replacement Schedule. This equipment will replace the pickup truck originally purchased by public works to replace there fleet and was purchased by Solid Waste as a replacement The pickup trucks current miles are 218,000. At the time of replacement the mileage will be around 225,000 and will have out lived its life expectancy.

5AE000 – PHASE III RESURFACING ASPHALT LANDFILL COMPLEX $146,000

This account will cover the cost of phase III of resurfacing the asphalt in the landfill complex. This will complete all of the resurfacing of asphalt in the landfill complex.

5AE000 – (1) WATER TRUCK (REPLACEMENT) $200,000

This account will cover the cost to purchase larger water truck at the Landfill. The existing water truck is too small for the needs of the landfill. This truck is used for watering down the roads in dusty conditions in the landfill. The water trucker is also used to water the seeding that is taking place in the C&D. The current water truck is only 1500 GAL. The staff cannot haul enough water at one time to get the grass to come up in the heat of the summer and keep the roads wet to control the dust. Dust control is required by the DHEC in the landfill.

5AE000 – (1) OFF ROAD DUMP TRUCK (REPLACEMENT) $360,136

This account will cover the cost to purchase a new replacement off road dump truck for the C&D landfill. This equipment will replace the pan originally purchased in 2004 with the current hours of 6100. The Maintenance Contract has been extended for the past four (4) years and will be substantially higher due to the current hours and condition of the pan. The current pan will have if not replaced close to 7700 hours in the Fiscal Year 13/14. The 623 Pan is on the Counties Replacement schedule.

TRANSFERS

815701 – OP TRN TO SOLID WASTE POST CLOSURE CARE COST $92,638

This is part of our Financial Assurance, as required by SCDHEC, and is covering the Closure/Post Closure costs of the Edmund C&D Landfill.

COUNTY OF LEXINGTON
SOLID WASTE MANAGEMENT
Annual Budget
Fiscal Year 2013-14

Fund: 5700
Division: Public Works
Organization: 121205 - Solid Waste / 321 Reclamation/Close/Superfund

Object Code	Expenditure Classification	2011-12 Expenses	2012-13 Expenses (Dec)	2012-13 Amended (Dec)	BUDGET 2013-14 Requested	BUDGET 2013-14 Recommend	BUDGET 2013-14 Approved
	Personnel						
	*** Total Personnel**	**0**	**0**	**0**	**0**		
	Operating Expenses						
520200	Contracted Services	26,300	21,536	28,800	50,000		
520300	Professional Services	229,498	58,130	185,800	187,800		
520620	EPA Cost	24,838	45,521	49,440	50,000		
521100	Duplicating	0	0	20	20		
525315	Utilities - Landfill/Cayce 321	24,542	15,870	22,000	35,000		
526500	Licenses & Permits	930	1,740	1,740	2,000		
530100	Depreciation	16,052	0	35,015	20,000		
538500	Property Taxes	1,383	1,388	1,520	1,600		
539900	Unclassified	0	0	0	0		
	*** Total Operating**	**323,543**	**144,185**	**324,335**	**346,420**		
	**** Total Personnel & Operating**	**323,543**	**144,185**	**324,335**	**346,420**		
	Capital						
599999	Capital Clearing	0	0	0	0		
	All Other Equipment	0	0	50,000	0		
	**** Total Capital**	**0**	**0**	**50,000**	**0**		
	***** Total Expenses**	**323,543**	**144,185**	**374,335**	**346,420**		

SECTION V. - PROGRAM OVERVIEW

Summary of Program:

321 Landfill

Objectives:

The 321 landfill was closed in 1988 and declared a superfund several years later. The basic reasons for being declared a superfund site by the EPA were: 1.) Groundwater contamination; 2.) Methane gas migration, and 3.) Sediment and erosion. At this time we have installed groundwater recovery wells, a methane recovery system, and the sediment and erosion issues are under control.

The groundwater and methane systems are high maintenance and will be ongoing costs for many years.

At this time we are not anticipating any major issues at this landfill. The methane and groundwater systems apparently are functioning to SCDHEC and USEPA's satisfaction. These are the two major areas of concern.

All costs related to this program are USEPA/SCDHEC mandated requirements.

SECTION VI. – LINE ITEM NARRATIVES

SECTION VI. A. – LISTING OF REVENUES

SECTION VI. B. – LISTING OF POSITIONS

SECTION VI. C. – OPERATING LINE ITEM NARRATIVES

520200 – CONTRACTED SERVICES $ 50,000

Operation, maintenance and sampling/analysis of methane and groundwater systems.

520300 - PROFESSIONAL SERVICES $ 187,800

The operation management, annual inspection and reporting fees, ground water/methane reports, remedial operations, and coordination with DHEC/EPA by our consultant for this project.

520620 – EPA COST $ 50,000

Based on historical costs. This is to pay USEPA based on costs incurred for managing this site.

521100 – DUPLICATING $ 20

Includes cost of duplication for 321 Landfill account.

52315 – UTILITIES $ 35,000

Estimated utility cost for groundwater recovery and methane recovery systems and based on historical information.

526500 – LICENSES AND PERMITS $ 2,000

This covers the estimated SCDHEC fees for spray irrigation system and other permits.

530100 – DEPRECIATION $ 20,000

To cover anticipated depreciation expense for equipment at the 321 Landfill.

538500 – PROPERTY TAXES $ 1,600

To cover anticipated property taxes for leased buildings at the 321 Landfill.

COUNTY OF LEXINGTON
SOLID WASTE MANAGEMENT
Annual Budget
Fiscal Year 2013-14

Fund: 5700
Division: Public Works
Organization: 121206 - Solid Waste / Transfer Station

Object Code	Expenditure Classification	2011-12 Expenses	2012-13 Expenses (Dec)	2012-13 Amended (Dec)	BUDGET 2013-14 Requested	BUDGET 2013-14 Recommend	BUDGET 2013-14 Approved
	Personnel						
510100	Salaries & Wages - 2.5	107,422	50,975	105,112	105,112		
510200	Overtime	7,067	2,652	12,000	12,000		
511112	FICA Cost	7,905	3,691	8,959	8,959		
511113	State Retirement	9,917	3,991	12,414	12,414		
511120	Insurance Fund Contribution - 2.5	19,500	9,750	19,500	19,500		
511130	Workers Compensation	10,403	4,887	10,564	10,564		
511213	State Retirement - Retiree	999	1,694	0	3,388		
	*** Total Personnel**	**163,213**	**77,640**	**168,549**	**171,937**		
	Operating Expenses						
520100	Contracted Maintenance	24,235	11,123	34,545	22,711		
520200	Contracted Services	3,138,568	1,360,189	3,570,461	3,604,978		
520300	Professional Services	15,850	1,600	21,550	6,375		
520302	Drug Testing Services	0	0	174	174		
520305	Infectious Disease Services	712	435	660	692		
521000	Office Supplies	266	225	500	500		
521100	Duplicating	5	0	495	140		
521200	Operating Supplies	6,463	2,188	7,300	10,735		
522000	Building Repairs & Maintenance	12,167	0	23,540	16,050		
522100	Heavy Equipment Repairs & Maintenance	40,535	14,969	85,000	101,122		
522200	Small Equipment Repairs & Maintenance	4,171	1,139	7,000	7,280		
523200	Equipment Rental	80	49	354	354		
524000	Building Insurance	1,189	500	1,225	1,000		
524101	Comprehensive Insurance	1,700	850	1,700	1,689		
524201	General Tort Liability Insurance	761	380	784	786		
524202	Surety Bonds	19	0	0	0		
525020	Pagers and Cell Phones	184	35	206	148		
525030	800MHz Radio Service Charges - 3	967	471	1,620	1,620		
525031	800 MHz Radio Maintenance - 3	171	177	177	314		
525041	E-mail Service Charges - .5	41	21	41	41		
525210	Conference, Meeting & Training Expenses	0	0	1,834	1,834		
525230	Subscriptions, Dues, & Books	0	0	227	227		
525317	Utilities - County L/F Edmund	7,887	3,533	8,800	8,600		
525400	Gas, Fuel, & Oil	25,290	8,560	26,526	25,276		
525600	Uniforms & Clothing	1,410	1,423	2,735	2,735		
526500	Licenses & Permits	100	200	700	700		
530100	Depreciation	56,790	0	54,065	54,065		
538000	Claims & Judgments	0	0	100	100		
	*** Total Operating**	**3,339,561**	**1,408,067**	**3,852,319**	**3,870,246**		
	**** Total Personnel & Operating**	**3,502,774**	**1,485,707**	**4,020,868**	**4,042,183**		
	Capital						
540000	Small Tools & Minor Equipment	1,223	62	1,500	1,500		
599999	Capital Clearing	(7,327)	0	0	0		
	All Other Equipment	7,327	1,323	352,150	118,385		
	**** Total Capital**	**1,223**	**1,385**	**353,650**	**119,885**		
	***** Total Expenses**	**3,503,997**	**1,487,092**	**4,374,518**	**4,162,068**		

SECTION IV

COUNTY OF LEXINGTON

Capital Item Summary
Fiscal Year - 2013-2014

Fund # 5700 Fund Title: Solid Waste Management
Organization # 121206 Organization Title: Solid Waste/ Transfer Station
Program # Program Title: Transfer Station

Qty	Item Description	*BUDGET* 2013-2014 Requested Amount
1	Small Tools & Minor Equipment	1,500
4	Exhaust Fans (Replacements)	28,385
1	Construction/Repairs - Transfer Station	90,000

** **Total Capital (Transfer Total to Section I and IA)** **119,885**

SECTION V - PROGRAM OVERVIEW

Summary of Programs:

Program 1 - Transfer Station

Program 1; Transfer Station

Objectives:

This program requires the efforts of 2 (two) Heavy Equipment Operators, 1 (one) Supervisor. This program processes all Municipal Solid Waste (MSW) entering the facility through the Transfer Station, while enforcing Lexington County Ordinance, South Carolina Department of Health and Environmental Control. (SCDHEC) rules and regulations. The Supervisor is responsible for this department and the Landfill Operations (121204), therefore his salaries and all operational items are split accordingly.

SERVICE LEVELS

Service Level Indicators:
Program 1:

MSW Processed	Actual FY 10/11	Actual FY 11/12	Estimated FY 12/13	Projected FY 13/14
Tons	97,711	101,367	101,863	104,919

SECTION VI. – LINE ITEM NARRATIVES

SECTION VI. A. – SUMMARY OF REVENUES

SECTION VI. B. – LISTING OF POSITIONS

Current Staffing Level:

Job Title	Full Time Equivalent Positions	Enterprise Fund	Other Fund	Total	Grade
Landfill/Transfer Station Supervisor	0.5*	0.5		0.5	15
Heavy Equipment Operators	2	2		2	9
Total Positions	2.5	2.5	0	2.5	

All of these positions require insurance.

*This positions is funded ½ of 121206 and ½ 121204

Display organization flowchart:

SECTION VI. C. – OPERATING LINE ITEM NARRATIVES

520100 - CONTRACTED MAINTENANCE **$22,711**

This account will cover the expenditures of one (1) piece of heavy equipment to include: Total Maintenance & Repair (TM&R) extension for mechanical and general maintenance, a fire protection system on the equipment and the cost of maintenance for (1) scale.

The heavy equipment is serviced every 250 operating hours for (TM&R) and the monthly cost is a set price to cover all maintenance, except for ground engaging tools. Also the equipment is covered by a separate contract for a fire protection system, based on four inspections per year.

Co. # 32017 Caterpillar 938H Front-End Loader Serviced by Blanchard Machinery

Total Maintenance & Repair (TM&R) per month.	$ 573.33
	X 12
S.C. SALE TAX @ 7%	$ 481.60
Total	$ 7,361.56
Fire protection inspection (quarterly)	$ 175.00
	X 4
S.C. sale tax @7%	$ 49.00
Total inspection	$ 749.00
Estimated cost for replacement part for the fire protection system	$ 3,000.00
Total	$ 11,110.56

A maintenance contract for inspecting one (1) scale is tested and re-calibrated if necessary. The scale is located at the entrance and required by the Department of Agriculture for monthly inspections, due to all incoming and outbound customers being charged tipping fees.

Estimated replacement parts	$ 8,000.00
Inspections per month	$300.00
	X 12
Total	$ 3,600.00
Total estimated contract	$ 11,600.00
Total Contracted Maintenance	$ 22,710.56

520200 - CONTRACTED SERVICES **$3,604,978**

This account covers the cost of contracts for the transport and disposal of Municipal Solid Waste (MSW) from the Transfer Station to the Waste Management (WM) Landfill located in Richland County. This account also covers the cost for the hauling and disposing of wash down Leachate water generated from the Transfer Station floor and delivered to a pretreatment wastewater plant. Leachate water is collected in an underground storage tank (UST). This account will also cover the cost for removal of solid sedimentation from the (UST) as required.

The Transport, by NW White, of MSW to (WM) Landfill is estimated, and based on the previous year's tonnage. Estimated tonnage for FY 12/13 is 101,863 tons. Projected increase for FY 13/14 is an estimated tonnage of 104,919 tons. Current FY 12/13 base rate for transporting is $ 8.99/ton adjusted quarterly for the fuel surcharge (portion of rate attributable to fuel costs) and annually, in accordance with the CPI for the previous calendar year of 2.07%. Base average rate for transporting is estimated at $ 9.46 per ton for FY 13/14.

Cost per ton	$ 9.25
First quarter tonnage	x 25,631
Total	$ 237,087.00
Cost per ton	$ 9.39
Second quarter tonnage	x 25,320
Total	$ 237,755.00
Cost per ton	$ 9.53
Second quarter tonnage	x 26,867
Total	$ 256,043.00
Cost per ton	$ 9.68
Second quarter tonnage	x 27,101
Total	$ 262,338.00
Total Transporting Cost	$ 993,223.00

The Disposal of MSW at Richland Landfill is estimated and based on the previous year's tonnage. Estimated tonnage for FY 12/13 is 101,863 tons. Projected increase for FY 13/14 is an estimated tonnage of 104,919 tons. The current rate for disposal is a fixed rate of $24.50/ton for the FY 13/14

Cost per ton	$ 24.50
Total estimated tonnage	x 104,919
Total Disposal Cost	$ 2,570,515.00
The contract for hauling and disposal of (UST) water is estimated:	
Cost per gallon	$ 0.21
Gallons of wastewater	x 144,000
Total	$ 30,240.00
Potential analysis if required by Waste Treatment Plant	$ 5,000.00
Cleaning out of UST	$ 6,000.00
Total Haul & Disposal Cost	$ 41,240.00
TOTAL CONTRACTED SERVICES	$ 3,604,978.00

520300 - PROFESSIONAL SERVICES **$6,375**

This account covers cost associated with several types' services:
South Carolina Department of Health & Environmental Control (SCDHEC)

Annual drinking water fee	$	125.00
Laboratory analysis for Transfer Station (UST) Leachate for random samples		
Each Test Sample $1,000 x 2 samples =	$	2,000.00
Semi-annual Structural Steel inspection Transfer Station Hopper Each Inspection $2,125 x 2 per year = $4,250	$	4,250.00
Total Professional Services	$	6,375.00

520302 - DRUG TESTING SERVICES **$174**

The required Random Drug/Alcohol Testing is for three (3) employees if an accident/incident were to occur to any employee while operating County equip/vehicle, a Drug/Alcohol testing is mandatory. For employees holding CDL licenses, as required in their position, are on a random drug screening.

Random Drug Testing (3 employees x $35/test)	$	105.00
Random Alcohol Testing	$	15.00
Employees	x	3
Total	$	45.00
Random Driver History Check (3 employees x $8/report)	$	24.00
Total Estimated Testing	$	174.00

520305 – INFECTIOUS DISEASE SERVICES **$692**

This account will cover the cost for hepatitis "B" inoculations available to employees. 29CFR 1910.1030 Guidelines apply to any personnel considered at risk under OSHA 1970 General Data clause. There is considerable information available to support the inclusion of certain personnel in the Solid Waste Management Division in a pathogenic exposure program to vaccinate against hepatitis "B".

Shot Series cost/ employee $346 x 2 employees = $692.

521000 - OFFICE SUPPLIES **$500**

This account is to cover supplies used in this program. Office Supplies include: Business cards, printer ribbons, file folders, bulletin board, pens, pencils, etc., as needed.

521100 - DUPLICATING **$140**

This account is to cover all duplicating.

Daily fuel sheets, vehicle & equipment service reports, insurance forms, workers compensation forms, notices of needed repairs, purchase requisitions, PAF'S, random inspection reports, etc.

Copies		3500
Cost per copy	$	0.04
Total	$	140.00

521200 - OPERATING SUPPLIES **$10,735**

This account covers the cost for operating supplies used daily in the Transfer Station operations.

Stakes to barricade, barricade tape, and pH test kits, and chemical resistant
Rubber gloves, if hazardous loads are disposed of improperly.

Total	$ 3,500.00
Safety glasses	$ 25.00
Pairs	x 6
Total	$ 150.00
Bottled Water	$ 5.15
	X 200
S.C. sale tax @7%	$ 72.10
Total	$ 1,102.10
Work gloves - operators and community service workers	$ 0.74
Pairs	x 300
Total	$ 222.00
General operating supplies, ground & building supplies	$ 3,000.00
Steam cleaning chemicals per drum	$ 230.00
Total drums	x 12
Total	$ 2,760.00
Total	$ 10,734.10

522000 - BUILDING REPAIRS & MAINTENANCE **$16,050**

This account covers cost for needed repairs to all structures and grounds maintenance pertaining to the Transfer Station. Generator maintenance, water well and (UST) drainage systems are also included.

Estimated building repairs	$ 10,000.00
Clean inside of building	$ 5,000.00
S.C. SALE TAX @ 7%	$ 1,050.00
Total	$ 16,050.00

522100 - HEAVY EQUIPMENT REPAIRS & MAINTENANCE **$101,122**

This account is for heavy equipment and covers repairs to equipment not covered by contracted maintenance (TM&R), such as tires, loader wear pads, sweep broom, etc.

Estimated repair cost for parts	$ 20,000.00
Rubberized wear pad for 938H loader	$ 1,230.54
Total pads per year	x 10
S.C. SALE TAX @ 7%	$ 861.38

Total	$ 13,166.78
Exchange set of tires for 938H	$ 31,685.08
Sets per year	x 2
S.C. SALE TAX @ 7%	$ 4,435.11
Total	$ 67,806.07
Bolt peg. For wear pads	$ 294.26
Total bolt pag.	X 10
S.C. SALE TAX @ 7%	$ 205.98
Total	$ 3,148.58
Total	$ 101,121.43

522200 - SMALL EQUIPMENT REPAIRS AND MAINTENANCE **$7,280**

This account is to cover cost of any small equipment used in the Transfer Station operations for maintenance & repair of the following: Air compressor, lawn mower, welder, grease guns, air hammer, etc.

Estimated Repairs	$ 5,000.00
Annual Air Compressor Maintenance	$ 2,280.00

523200 - EQUIPMENT RENTAL **$354**

This account covers the cost for welding gases, i.e., Oxygen, Acetylene tank rental.

Tank rental	$ 27.50
Months	x 12
S.C. Sale tax @ 7%	$ 23.10
Total	$ 353.10

524000 - BUILDING AND CONTENTS INSURANCE **$1,000**

This account is for insurance to cover Transfer Station and its contents.

524101 - COMPREHENSIVE INSURANCE **$1,689**

This account is for insurance to cover: Inland, Marine, Fire, Vandalism, etc. of Heavy Equipment used in the Transfer Station operations

524201 - GENERAL TORT LIABILITY INSURANCE **$786**

This account covers cost for the FY 13/14 and is for the current number of employees. (Based on new schedule)

524201 - SURETY BONDS **$0**

This is a non-surety bond year.

525020 - PAGERS AND CELL PHONES **$148**

This account covers the cost for one pager

Cell Phone	$	23.00
Months	x	6
S.C. Sale tax @ 7%	$	9.66
Total	$	147.66

525030 - 800 MHZ RADIO SERVICE CHARGES **$1,620**

This account covers cost for (3) 800 MHz Radios.

Service for (3) 800 MHz Radio x $45.00/month=	$	135.00
Month	x	12
Total	$	1,620.00

525031 - 800 MHZ RADIO MAINTENANCE **$314**

This account covers cost for needed maintenance for:
(3) 800 MHz Radios x $104.52/yr = $313.56

Total	$	313.56

525041 - E-MAIL SERVICE CHARGES **$41**

This account covers the cost for E-Mail Services.

Services	$	6.75
Months	x	6
Total	$	40.50

525210 - CONFERENCE & MEETING **$1,834**

This account will cover the cost for the Landfill Supervisor to attend the Solid Waste Association of North America (SWANA) Regional and the Carolina Recycling Association (CRA) Conferences, to be held in South Carolina. These conferences are an educational program to update those in the field of Solid Waste Management on Federal and State Regulations, Landfill Operational Applications and Recycling. Courses are offered to assist with CEU hours that are required in maintaining both SWANA and SCDHEC management re-certifications.

SWANA Registration & Special Courses	$	550.00
3 nights lodging	$	414.00
Per Diem	$	78.00
Total	$	1,042.00
CRA Registration & Special Courses	$	200.00
3 nights lodging	$	414.00

Per Diem	$ 78.00
Total	$ 692.00

This account will also cover the cost for the Supervisor to attend quarterly SWANA meetings for education of solid waste regulations and updated procedures.

Meeting Expense	$ 25.00
Quarters	x 4
Total	$ 100.00
Total Conferences & Meetings	$ 1,834.00

525230 - SUBSCRIPTIONS, DUES & BOOKS **$227**

This account is to cover the cost for Supervisor's yearly membership dues for SWANA and cost of re-certification application.

SWANA membership	$ 117.00
Landfill Manager Re-Certification	$ 110.00
Total	$ 227.00

525317 - UTILITIES **$8,600**

This account covers the cost of all utilities associated with the Transfer Station

525400 - GAS, FUEL & OIL **$25,276**

This account covers the cost for gas, diesel, transmission, hydraulic, chassis, anti-freeze and other lubricants required for equipment's services and daily fuel for one year **Fleet services has proposed a budget cost of $ 3.90 a gal. This FY.**

938H Loader CO #32879	$ 22,775.22
Misc. equipment	$ 2,500.00

525400 - UNIFORMS & CLOTHING **$2,735**

This account covers cost for four employees and is required to wear uniforms to identify themselves as County employees, while working directly with the public. Safety apparatus must be worn, due to some of the hazardous conditions the employees are exposed

Safety Belts	(3 @ $15.48)	$ 46.44
Safety Boots	(6 @ $125.00)	$ 750.00
Work Pants	(13 @ $12.53)	$ 162.89
Work Shirts	(13 @ $12.00)	$ 156.00
Work Coats	(3 @ $59.56)	$ 178.68
Rubber Boots	(3 @ $25.00)	$ 75.00
Summer Caps	(10 @ $4.64)	$ 46.40
Co. emblems	(22 @ $0.76)	$ 16.72
Sew on emblems	(22 @ $0.80)	$ 17.60
Summer Coveralls	(3 @ $18.21)	$ 54.63
Insulated Coveralls	(3 @ $39.15)	$ 117.45
Parka	(3 @ $175.00)	$ 525.00

T-shirts L/S	(13 @$8.85)	$	115.05
T-shirts S/S	(13 @ 6.85)	$	89.05
Sweatshirt	(13 @ 15.75)	$	204.75
S.C. Sale tax @ 7%		$	178.90
Total		$	2,734.56

526500 - LICENSE & PERMITS **$700**

This account will cover required permits as follows:

Transfer Station (UST) permits	$	200.00
Drinking Water well license	$	250.00
Transfer Station permits	$	250.00
Total	$	700.00

530100 - DEPRECIATION **$54,065**

This cost will cover the depreciation of our equipment, as provided by the Finance Department

538000 - CLAIMS & JUDGMENTS **$100**

This account will cover any cost that may occur that are lower than the deductible of our insurance.

SECTION VI. D. – CAPITAL LINE ITEM NARRATIVES

CAPITAL REQUEST

540000 - SMALL TOOLS & MINOR EQUIPMENT $1,500

This account will cover the cost for any small tools and minor equipment that falls below the $500 capital cost limit. This also includes replacement items not stocked at Central Warehouse such as wrenches, ratchets, sockets, floor jacks, dollies, Nextel, cell phone replacement and batteries, etc

5AE000- (4) EXHAUST FANS (REPLACEMENTS) $28,385

This account will cover the cost for the purchase of four (4) replacement fans for the Transfer Station. The fans are 19 years old and are not repairable. Building services has recommended these fans be replaced in the FY 13/14 budget. The fans are used to pull the exhaust from the trucks and heavy equipment out of the Transfer Station when operating.

5AE000 – CONSTRUCTION/REPAIRS – TRANSFER STATION $90,000

This account covers costs for construction/ repairs to the transfer station as follows:

Transfer Station Trash Chute – re-construction $ 90,000.00

COUNTY OF LEXINGTON
SOLID WASTE MANAGEMENT
Annual Budget
Fiscal Year 2013-14

Fund: 5700
Division: Public Works
Organization: 121207 - Solid Waste / Recycling

Object Code	Expenditure Classification	2011-12 Expenses	2012-13 Expenses (Dec)	2012-13 Amended (Dec)	BUDGET 2013-14 Requested	2013-14 Recommend	2013-14 Approved
	Personnel						
510100	Salaries and Wages - .5	17,204	4,467	22,841	22,841		
510300	Part Time - 8 (5.80 - FTE)	146,142	68,924	154,560	154,560		
511112	FICA Cost	12,436	5,631	13,571	13,571		
511113	State Retirement	13,787	6,838	18,805	18,805		
511120	Insurance Fund Contribution - .5	3,900	1,950	3,900	3,900		
511130	Workers Compensation	16,290	7,004	16,267	16,267		
511213	State Retirement - Retiree	1,815	941	0	0		
	*** Total Personnel**	**211,574**	**95,755**	**229,944**	**229,944**		
	Operating Expenses						
520200	Contracted Services	8,576	12,863	29,051	32,860		
520233	Towing Service	268	275	1,000	1,000		
520239	E-Waste Recycling	0	17,618	52,238	64,521		
520302	Drug Testing Services	0	70	250	250		
520305	Infectious Disease Services	1,910	660	660	1,038		
521000	Office Supplies	41	19	200	200		
521100	Duplicating	37	3	150	120		
521200	Operating Supplies	8,365	954	2,500	2,500		
521402	Occupational Health Supplies	0	0	200	200		
522100	Heavy Equipment Repairs & Maintenance	3,314	2,130	3,000	4,000		
522200	Small Equipment Repairs & Maintenance	18,704	7,626	20,000	37,000		
522300	Vehicle Repairs & Maintenance	4,831	3,418	12,000	11,000		
524100	Vehicle Insurance - 3	1,590	795	1,638	1,638		
524101	Comprehensive Insurance	415	0	855	872		
524201	General Tort Liability Insurance	219	109	226	226		
524202	Surety Bonds	31	0	0	0		
525006	GPS Monitoring Charges	0	0	0	0		
525030	800 MHz Radio Service Charges - 3	1,464	703	1,620	1,620		
525031	800 MHz Radio Maintenance - 3	110	304	304	314		
525400	Gas, Fuel, & Oil	25,432	12,889	31,050	32,285		
525600	Uniforms & Clothing	915	1,828	3,424	3,403		
530100	Depreciation	61,969	0	53,569	63,000		
538000	Claims & Judgments	0	0	100	100		
	*** Total Operating**	**138,191**	**62,264**	**214,035**	**258,147**		
	**** Total Personnel & Operating**	**349,765**	**158,019**	**443,979**	**488,091**		
	Capital						
540000	Small Tools & Minor Equipment	159	35	2,000	1,000		
599999	Capital Clearing	(46,361)	0	0	0		
	All Other Equipment	46,361	68,225	139,400	1,560		
	**** Total Capital**	**159**	**68,260**	**141,400**	**2,560**		
	***** Total Expenses**	**349,924**	**226,279**	**585,379**	**490,651**		

SECTION IV

COUNTY OF LEXINGTON

Capital Item Summary
Fiscal Year - 2013-2014

Fund # 5700 Fund Title: Solid Waste
Organization # 121207 Organization Title: Solid Waste/Recycling
Program # 1 Program Title: Recycling

Qty	Item Description	***BUDGET*** 2013-2014 Requested Amount
	Small Tools & Minor Equipment	1,000
1	Hydraulic Wheel Dolly	1,560

**** Total Capital (Transfer Total to Section I and IA)** **2,560**

SECTION V - PROGRAM OVERVIEW

Summary of Programs:

Program 1 – Recycling

Program 1: Recycling

Objectives:

This program requires the efforts of eight (8) part-time Recycling Collectors and (1) full-time Supervisor (Collection Recycling Coordinator).

The Recycling Collectors pick up, transport and process recycling materials collected at the 11 (eleven) County Collection & Recycling Centers, Administration Building, Court House and when requested from other County divisions, Fleet Services, Detention Center, Central Stores and the main Library. Their duties also include: daily vehicle inspection reports, maintain radio contact during travel to and from destinations, a daily activity log, picking up supplies for Solid Waste Management, delivering supplies to the Collection & Recycling Centers, maintaining the oil filters and bottles, E-waste trailer, mattress trailer and daily maintenance of Recycling Collections vehicles and equipment.

The Collection Recycling Coordinator's duties include: supervision, scheduling and payroll approval of the Recycling Collectors, scheduling of Collection Centers recycling requests and daily collector's task assignments, oversees vehicle and equipment maintenance, formulates monthly reports for total recycling tonnages and total pulls reports for each recyclable commodity and for each Collection & Recycling Center, purchasing all equipment and supplies as approved in the yearly budget, deals directly with recycling vendors for all recycling occurring inside and outside of the Collection & Recycling Centers, holds the Recycling Coordinators responsibilities as required in the South Carolina Department of Health and Environmental Control (SCDHEC) Solid Waste Policy & Management Act of 1991. The Collection Recycling Coordinator is responsible for formulating and allocating the Recycling Budget. Other responsibilities include: Reports, Lead-acid Battery and Used Motor Oil Registrations, also required by SCDHEC. .

Service Levels

Service Level Indicators:	Actual Tons FY 11/12	Projected Tons FY 12/13	Projected Tons FY 13/14
Program 1			
Aluminum (UBC)	24.98	27.90	26.78
Batteries – Lead Acid*	34.32	33.40	32.50
Cardboard*	795.13	801.26	804.06
Carpet & Foam Pad*	60.58	18.49	21.23
Co-Mingled (Franchise)	3,901.19	3,901.19	3,901.19
Electronics*	238.88	286.10	286.10
Glass - Brown	135.96	94.19	94.19
Glass - Clear	160.77	157.23	157.23
Glass – Green	109.73	87.54	87.54
Metal	1,796.34	1531.38	1421.12
Newspaper/Magazines*	836.80	843.84	850.93
Office Paper	94.99	77.36	79.89
Oil Filters	22.82	22.78	22.72
Oil Liquid*	280.85	217.06	217.06
Plastic	216.08	222.34	228.79
Textiles	38.70	36.57	36.57
Tires	474.27	482.68	491.37

* Commodities are pulled and processed by outside vendors. (1) Beginning July 1, 2011, E-Waste Recycling became mandatory and is maintained by the Recycling Collectors.

SECTION VI. – LINE ITEM NARRATIVES

SECTION VI. A. – SUMMARY OF REVENUES

SECTION VI. B. – LISTING OF POSITIONS

Current Staffing Level:

Job Title	Full Time Equivalent Positions	Enterprise Fund	Other Fund	Total	Grade
*Collection Recycling Coordinator	0.5	0.5		0.5	15
**Recycling Collectors	5.8	5.8		5.8	05
Total Positions	6.3	6.3		6.3	

* Only this position includes health insurance.

** These positions are part-time, 29 hour per week employees.

8 collectors @ 29 hours per week = 232 hours, divided by 40 hour (FTE Hours) =	5.8 FTE positions
1 Coordinator @ 40 hours per week, times 50% =	.5 FTE positions
Total FTE for 121207	6.3 positions

*This position is funded ½ in 121203 and ½ in 121207

SECTION VI. C. – OPERATING LINE ITEM NARRATIVES

520200 – CONTRACTED SERVICES **$32,860**

Antifreeze Recycling: $240

Estimated cost to acquire services for pickup and recycling all excessive antifreeze that Fleet Management is unable to use. State contract is $40.00 per drum est. 6 drums/yr = $240

Mattress/Box Springs Recycling: $25,875

This account will cover the cost for contracting (contract C11015-03/03/11B) an outside vendor to provide and pull a 53' trailer that will be located at the Edmund Landfill to the recycling plant. The cost will cover the rental of the trailer, hauling fee and a handling charge for each mattress/box spring.

Using data from previous years it is estimated that approximately 2,700 mattress/box springs will be collected and recycled.

Trailer Rental - $300/mo x 2 trailers = $600/mo x 12 mo's = $ 7,200.00
Hauling Fee - $300/trailer x 2/mo = $600/mo x 12 mo's = $ 7,200.00
Handling Fee – 2,700 mattress/box springs @ $4.25/ea = $ 11,475.00
Total $ 25,875.00

Used Oil Bottles Recycling: $6,745

This account will cover the cost for contracting an outside vendor to provide (2) parts washers and cleaning solvent. The cost includes rental of the parts washer, cleaning solvent, disposal of the solvent and maintenance/cleaning of the parts washer. The used oil bottles are cleaned in the parts washer to remove any used oil from them so they can be recycled. The service covers 10 deliveries per year. First six (6) months pricing is based on current pricing. Starting in January 2014 pricing is expected to increase.
07/13-12/13 pricing: $606.84 per delivery x 5 deliveries = $3,034.20
01/14-06/14 pricing: $742.12 per delivery x 5 deliveries = $3,710.60
Total $6,744.80

Total Contracted Services **$32,860**

520233 – TOWING **$1,000**

These funds cover the cost of towing on any of the County vehicles assigned to this program (Ford flatbed #34895; F-450 flatbed #34896; F-450 flatbed #37004; Tilt trailer or any of the other recycling trailers)

520239 – E-WASTE RECYCLING **$64,521**

Effective as of July 1, 2011, it is unlawful for any person to dispose of electronic waste (Computers, TVs, Monitors, etc.) in with their municipal solid waste. E-waste materials are required to be dropped-off at the landfill for

recycling. The materials are palletized, loaded on a tractor trailer and hauled off for recycling by an R2/RIOS Certified e-waste recycling contractor. Current cost for CRT's and TV's intact = $.155/lb, CRT's not intact = $.25/lb, and TV's not intact = $.50/lb.

CRT's/TV's Intact = $1,835.77/trailer x 28 trailers = $51,401.56
CRT's Not Intact = $ 29.02/trailer x 28 trailers = $ 812.56
TV's Not Intact = $ 182.38/trailer x 28 trailers = $ 5,106.64
Special Events – 6 special events x $1,200.00/trailer = $ 7,200.00

Total = $64,520.76

520302 - DRUG TESTING SERVICES **$250**

This account covers any potential need for drug testing of employees.

520305 – INFECTIOUS DISEASE SERVICES **$1,038**

This account will cover the cost for hepatitis "B" inoculations available to employees. 29CFR 1910.1030 Guidelines apply to any personnel considered at risk under OSHA 1970 General Data clause. There is considerable information available to support the inclusion of certain personnel in the Solid Waste Management Division in a pathogenic exposure program to vaccinate against hepatitis "B".

Shot Series cost/ employee $346 x 3 employees = $1,038

521000 - OFFICE SUPPLIES **$200**

This account covers any office supplies to include: printer cartridges, file folders, pens, pencils, pads, calendars, etc.

521100 - DUPLICATING **$120**

This account covers any duplication required for worksheets, time sheets, recycling reports, etc.

Copies	$	0.04
	x	3000
Total	$	120.00

521200 - OPERATING SUPPLIES **$2,500**

This account covers the cost for general cleaning supplies, first aid supplies and personal protective equipment and other safety devices.

521402 - OCCUPATIONAL HEALTH SUPPLIES **$200**

This account will cover the cost of health supplies to protect the employees from hazard materials. Items included but not limited to: face masks, latex gloves, chemical gloves, etc.

522100 - HEAVY EQUIPMENT REPAIRS & MAINTENANCE **$4,000**

This account will cover the cost of repairs on the Yale forklift, the oil cruncher and the cardboard compactors. These repairs would include tires, hydraulic hoses, motors, paint, metal work, etc.

522200 - SMALL EQUIPMENT REPAIRS & MAINTENANCE **$37,000**

To cover repairs and maintenance of the recycling trailers and containers to include: lights, tires, roll carts, etc. There are approximately 70 trailers of which one-third are over 15 years old. Each year, a number of trailers have been refurbished to ensure the safety of the staff and citizens and to project a professional appearance. The repairs generally include fixing loose mesh flooring, painting, replacing rusted bracing, wheel fenders, and dry rotted tires. The average cost per repair has been approximately $1,400 per trailer. The increase in this account is due to the need to refurbish the glass recycling trailers that are in need of attention at approximately $1,400 per trailer.

522300 - VEHICLE REPAIRS & MAINTENANCE **$11,000**

These funds are for normal maintenance costs (as outlined by Fleet Services) associated with the operation of the three (3) Ford F-450 Flat Beds. The two (2) F-450 Flat Beds (#34895 & #34896) will no longer be covered under warranty, which will increase the maintenance costs. Estimated costs are:

F-450 Flat Bed (Co#34895)	$ 4,000
F-450 Flat Bed (Co# 34896)	$ 4,000
F-450 Flat Bed (Co# 37004)	$ 1,500
Sub-total	$ 9,500
Misc. parts & repairs	$ 1,500
Total	$ 11,000

524100 - VEHICLE INSURANCE (3) **$1,638**

This account covers the cost of allocated vehicle insurance

Insurance	$ 546
Vehicles	x 3
Total	$ 1,638

524101 – COMPREHENSIVE INSURANCE **$872**

To cover the cost of Comprehensive Insurance (Inland Marine) for the following vehicles and equipment: F-450 #34895 ($220), F-450 #34896 ($220), F-450 #37004 ($220) and the Yale Fork Lift #37206 ($211.97) estimated at a total of $872 per year per Risk Management.

524201 - GENERAL TORT LIABILITY INSURANCE (6.3) FTE'S **$226**

To cover the cost of allocated general tort liability insurance for .50% of Collection and Recycling Center Coordinator and 8 part time recycling collectors, (others not otherwise classified), 5.8 FTE's.

524202 – SURETY BONDS **$0**

To cover the cost of surety bonds for full-time equivalent employees (Non-surety bond budget cycle)

525030- -800 MHZ RADIO SERVICE CHARGE **$1,620**

This account covers the cost for three (3) 800 MHz Radios

Service for three (3) 800 MHz Radios @ $45.00 each	$	135.00
Month	x	12
Total	$	1,620.00

525031 - 800 MHZ RADIO MAINTENANCE **$314**

This account covers the cost for yearly maintenance of three (3) 800 MHz Radios @ $104.52 each
Total = $313.56

525400 - GAS, FUEL & OIL **$32,285**

This account covers the cost for gas/diesel fuel for vehicles and equipment assigned to this department. **Fleet services has proposed a budget cost of $ 3.90 a gal. this FY.**

Ford Flat Bed Co #34895	$	12,100
F-450 Flat Bed Co #34896	$	12,100
F-450 Flat Bed Co. #37004	$	6,585
Yale Fork Lift Co # 37206	$	350
Oil and Urea	$	1,100
Misc. equip. (lawnmowers, weed eaters)	$	50
Total	**$**	**32,285**

525600 - UNIFORMS & CLOTHING **$3,403**

This account covers the cost for eight employees that are required to wear uniforms to identify themselves as County employees, while working directly with the public. Safety apparatus must be worn, due to some of the hazardous conditions the employees are exposed.

Safety Boots (8 x $125)	$	1,000.00
Safety Yellow T-Shirts	$	685.00
Safety Yellow Hooded Sweatshirts	$	291.00
Work Pants	$	405.00
Belts	$	99.00
Winter Jacket w/ reflective tape	$	500.00
Summer/Winter Caps.	$	100.00
County Emblem w/ sewing	$	100.00
Total	$	3,180.00
Total including SC Tax	$	3,403.00

530100 - DEPRECIATION **$63,000**

This cost will cover the depreciation of vehicles and equipment, as provided by the Finance Department.

538000 - CLAIMS & JUDGMENTS (LITIGATION) **$100**

This account will cover any cost that may occur that are lower than the deductible of our insurance.

SECTION VI. D. – CAPITAL LINE ITEM NARRATIVES

CAPITAL REQUEST

540000 - SMALL TOOLS AND MINOR EQUIPMENT $1,000

This account will cover the cost for any small tools and minor equipment that falls below the $500 capital cost limit. This also includes replacement items not stocked at Central Warehouse such as wrenches, ratchets, sockets, battery packs, and portable air compressors.

5AE000 – HYDRAULIC WHEEL DOLLY $1,560

These funds will be used to purchase a hydraulic wheel dolly. The Recycling Collectors currently have to lift the heavy flat bed truck tires up when changing tires. Due to the size and weight of these tires, it is a very strenuous task. The wheel dolly would enable staff to lift and lower the tires in a safe and efficient manner. The tires could then be dropped off at Fleet Services for repair and picked up at a later time. This would eliminate staff waiting on the vehicle while the tire is being repaired at Fleet Services.

COUNTY OF LEXINGTON
SOLID WASTE MANAGEMENT
Annual Budget
Fiscal Year 2013-14

Fund: 5700
Division: Public Works
Organization: 121299 - Solid Waste / Non-Departmental

Object Code	Expenditure Classification	2011-12 Expenses	2012-13 Expenses (Dec)	2012-13 Amended (Dec)	BUDGET 2013-14 Requested	2013-14 Recommend	2013-14 Approved
	Personnel						
511112	FICA Cost - Salary Adjustment	0	0	0	3,181		
511113	State Retirement - Sal. Adjustment	0	0	0	4,407		
511125	Post Employment Contribution - OPEB	0	0	0	0		
511130	Workers Compensation - Sal. Adjustment	0	0	0	4,141		
519901	Salaries & Wages Adjustment Account	0	0	70,729	41,579		
	*** Total Personnel**	**0**	**0**	**70,729**	**53,308**		
	Operating Expenses						
525400	Gas, Fuel, & Oil	0	0	0	0		
529903	Contingency	0	0	2,995,971	0		
	*** Total Operating**	**0**	**0**	**2,995,971**	**0**		
	**** Total Personnel & Operating**	**0**	**0**	**3,066,700**	**53,308**		
	Transfers						
815722	DHEC Used Oil Grant	0	0	0	0		
	**** Total Transfers**	**0**	**0**	**0**	**0**		
	Capital						
	**** Total Capital**	**0**	**0**	**0**	**0**		
	***** Total Expenses**	**0**	**0**	**3,066,700**	**53,308**		

SECTION V. - PROGRAM OVERVIEW

Summary of Programs:

Program – Non-Departmental

Program: Non-Departmental

Objectives:

This program is being requested to provide backup for potential salary adjustment.

SECTION VI. – LINE ITEM NARRATIVES

SECTION VI. B. – LISTING OF POSITIONS

Requested Personnel Budget:

511112 - FICA COSTS – SALARY ADJUSTMENT **$3,181**
$41,579 x 7.65% = $ 3,181

511113 - STATE RETIREMENT (L/S) **$4,407**
$41,579 x 10.60% = $ 4,407

511130 - WORKERS COMPENSATION (1.0 FTE) **$4,141**
$41,579 x 0.0996 = $ 4,141

519901–SALARIES&WAGESADJUSTMENTACCOUNT **$41,579**

Total Projected Salaries and OT - $1,039,469 x 4.0 % increase = $41,579

SECTION IIIA

COUNTY OF LEXINGTON
New Departmental Program Request Summary
Fiscal Year - 2013 - 2014

Fund # 5700 Fund Title: Solid Waste Management
Organization # 121201 Organization Title: Solid Waste / Administration

Object Expenditure Code Classification	Program # 1	Program # 2	Program # 3	Program # 4	Total 2013-2014 Requested
Program Title:	GPS Monitoring	Haz Wst Prog	PubWorks Software		
Personnel					
510100 Salaries #___	0	0	0	0	0
510300 Part Time #___	0	0	0	0	0
511112 FICA Cost	0	0	0	0	0
511113 State Retirement	0	0	0	0	0
511114 Police Retirement	0	0	0	0	0
511120 Insurance Fund Contribution #___	0	0	0	0	0
511130 Workers Compensation	0	0	0	0	0
511131 S.C. Unemployment	0	0	0	0	0
*** Total Personnel**	0	0	0	0	0
Operating Expenses					
520100 Contracted maintenance	0	0	0	0	0
520200 Contracted Services	0	15,000	0	0	15,000
520300 Professional Services	0	0	0	0	0
520400 Advertising	0	1,000	0	0	1,000
520702 Technical Currency & Support			1,000		1,000
521000 Office Supplies	0	0	0	0	0
521100 Duplicating	0	0	0	0	0
522000 Building Repairs and Maintenance	0	0	0	0	0
522100 Equipment Repairs & Maintenance	0	0	0	0	0
522200 Small Equipment Repairs & Maint.	0	0	0	0	0
522300 Vehicle Repairs & Maintenance	0	0	0	0	0
523000 Land Rental	0	0	0	0	0
524000 Building Insurance	0	0	0	0	0
524100 Vehicle Insurance #___	0	0	0	0	0
524101 Comprehensive Insurance #___	0	0	0	0	0
524201 General Tort Liability Insurance	0	0	0	0	0
524202 Surety Bonds	0	0	0	0	0
525000 Telephone	0	0	0	0	0
525006 GPS Monitoring Charges	5,100	0	0	0	5,100
525100 Postage	0	0	0	0	0
525210 Conference & Meeting Expenses	0	0	0	0	0
525230 Subscriptions, Dues, & Books	0	0	0	0	0
525318 Utilities - _____	0	0	0	0	0
525400 Gas, Fuel, & Oil	0	0	0	0	0
525600 Uniforms & Clothing	0	0	0	0	0
526500 Licenses & Permits	0	0	0	0	0
*** Total Operating**	5,100	16,000	1,000	0	22,100
**** Total Personnel & Operating**	5,100	16,000	1,000	0	22,100
**** Total Capital (From Section IV)**	2,140	0	7,950		10,090
***** Total Budget Appropriation**	7,240	16,000	8,950	0	32,190

SECTION III

COUNTY OF LEXINGTON
New Program Request
Fiscal Year - 2013-2014

Fund # 5700 Fund Title: Solid Waste Management
Organization # 121201 Organization Title: Solid Waste - Collections
Program # 1 Program Title: GPS

Object Code	Expenditure Classification	Total 2013-2014 Requested
	Personnel	
510100	Salaries #___	0
510300	Part Time #___	0
511112	FICA Cost	0
511113	State Retirement	0
511114	Police Retirement	0
511120	Insurance Fund Contribution #___	0
511130	Workers Compensation	0
511131	S.C. Unemployment	0
	*** Total Personnel**	0
	Operating Expenses	
520100	Contracted maintenance	0
		0
520200	Contracted Services	0
		0
520300	Professional Services	0
520400	Advertising	0
521000	Office Supplies	0
521100	Duplicating	0
521200	Operating Supplies	0
		0
		0
522100	Equipment Repairs & Maintenance	0
522200	Small Equipment Repairs & Maint.	0
522300	Vehicle Repairs & Maintenance	0
523000	Land Rental	0
		0
524000	Building Insurance	0
524100	Vehicle Insurance #___	0
524101	Comprehensive Insurance #_1__	0
524201	General Tort Liability Insurance	0
524202	Surety Bonds	0
525000	Telephone	0
525006	GPS Monitoring Charges	5,100
525100	Postage	0
525210	Conference & Meeting Expenses	0
525230	Subscriptions, Dues, & Books	0
525___	Utilities -	0
525400	Gas, Fuel, & Oil	0
525600	Uniforms & Clothing	0
526500	Licenses & Permits	0
		0
		0
		0
		0
		0
		0
	*** Total Operating**	5,100
	**** Total Personnel & Operating**	5,100
	**** Total Capital (From Section IV)**	2,140
	***** Total Budget Appropriation**	7,240

SECTION IV

COUNTY OF LEXINGTON
Capital Item Summary
Fiscal Year - 2013 - 2014

Fund # 5700 Fund Title: Solid Waste Management
Organization # 121201 Organization Title: Solid Waste / Administration
Program # 1 Program Title: GPS monitoring

Qty	Item Description	***BUDGET*** 2013-2014 Requested Amount
	Small Tools and minor equipment	2,140

SECTION V. - PROGRAM OVERVIEW

Summary of Programs:

Program 1 – GPS Vehicle Locator Units

Program 1: GPS Vehicle Locator Units – (20) Vehicle Locator Units

Objectives:

This program is being requested to add twenty (20) GPS vehicle locator units to Solid Waste Management's vehicles and equipment. The GPS locator units will provide effective and efficient management of the County's mobile capital resources by 1) locating a vehicle that has been in an accident; 2) lowering fuel costs by monitoring and reducing idling times; 3) increasing productivity by tracking/reviewing the daily activity of each vehicle and 4) locating a vehicle and/or equipment that has been stolen.

SECTION VI. – LINE ITEM NARRATIVES

SECTION VI. B. – LISTING OF POSITIONS

SECTION VI. C. – OPERATING LINE ITEM NARRATIVES

525006 - GPS MONITORING CHARGES **$5,100**

These funds will be used for the activation and monthly monitoring of the twenty (20) onboard GPS vehicle location devices for the SWM's vehicles/equipment. Each unit has a onetime fee of $15.00 to activate and costs $20.00 per month to monitor. The cost per organization is listed below:

121201 – 1 unit activation - $15.00
1unit monthly charge - $20.00 x 12 months = $240.00
Total $255.00

121203 – 2 units activation – 2 x $15.00 = $30.00
2 units monthly charge – 2 x $20.00 = $40.00 x 12 months = $480.00
Total $510.00

121204 – 13 units activation – 13 x $15.00 = $195.00
13 units monthly charge – 13 x $20.00 = $260.00 X 12 months = $3,120.00
Total $3,315.00

121207 – 4 units activation – 4 x $15.00 = $60.00
4 units monthly charge – 4 x $20.00 = $80.00 x 12 months = $960.00
Total $1,020.00

Grand Total $5,100.00

SECTION VI. D. – CAPITAL LINE ITEM NARRATIVES

CAPITAL REQUEST

540000 - SMALL TOOLS & MINOR EQUIPMENT **$2,140**

This account will cover the purchase cost for the twenty (20) onboard GPS locator units. Each GPS tracking unit is $100 plus sales tax or $107.00. The cost per organization is listed below:

121201 – 1 unit @ $107.00 =	$	107.00
121203 – 2 units @ $107.00 =		214.00
121204 – 13 units @ $107.00 =		1,391.00
121207 – 4 units @ $107.00 =		428.00
Total	$	2,140.00

SECTION III

COUNTY OF LEXINGTON
New Program Request
Fiscal Year - 2013-2014

Fund # 5700 Fund Title: Solid Waste Management
Organization # 121201 Organization Title: Solid Waste - Collections
Program # 2 Program Title: Household Hazardous Waste Collection Program

Object Code	Expenditure Classification	Total 2013-2014 Requested
	Personnel	
510100	Salaries #___	0
510300	Part Time #___	0
511112	FICA Cost	0
511113	State Retirement	0
511114	Police Retirement	0
511120	Insurance Fund Contribution #___	0
511130	Workers Compensation	0
511131	S.C. Unemployment	0
	*** Total Personnel**	0
	Operating Expenses	
520100	Contracted maintenance	0
		0
520200	Contracted Services	15,000
		0
520300	Professional Services	0
520400	Advertising	1,000
521000	Office Supplies	0
521100	Duplicating	0
521200	Operating Supplies	0
		0
		0
522100	Equipment Repairs & Maintenance	0
522200	Small Equipment Repairs & Maint.	0
522300	Vehicle Repairs & Maintenance	0
523000	Land Rental	0
		0
524000	Building Insurance	0
524100	Vehicle Insurance #___	0
524101	Comprehensive Insurance #_1__	0
524201	General Tort Liability Insurance	0
524202	Surety Bonds	0
525000	Telephone	0
		0
525100	Postage	0
525210	Conference & Meeting Expenses	0
525230	Subscriptions, Dues, & Books	0
525___	Utilities - _____	0
525400	Gas, Fuel, & Oil	0
525600	Uniforms & Clothing	0
526500	Licenses & Permits	0
		0
		0
		0
		0
		0
		0
	*** Total Operating**	16,000
	**** Total Personnel & Operating**	16,000
	**** Total Capital (From Section IV)**	0
	***** Total Budget Appropriation**	16,000

SECTION V. - PROGRAM OVERVIEW

Summary of Programs:

Program 1 – Household Hazardous Waste Collection Program

Program 1: Household Hazardous Waste Collection Program

Objectives:

This program covers the implementation, setup and operation of a one-day Household Hazardous Waste (HHW) Collection Event. Examples of HHW include pesticides, herbicides, cleaners and mercury.
The program will allow the County to offer residents an opportunity to properly dispose of HHW, thus reducing the amount of harmful materials that are disposed of in landfills or otherwise mishandled (i.e. poured down storm drains).
During this event, residents' cars will be unloaded and the material collected will be tested and identified, then consolidated with like materials. The HHW is then taken to a permitted facility for separation and will then be sent for proper disposal and recycling.
In order to control the cost of this event, residents will need to make a reservation before dropping off material.
Solid Waste Management and Public Work's Stormwater Management will be partnering on this event, including the cost of the program.
Depending on the success of this event, this program may become an annual event.

SERVICE LEVELS

Service Level Indicators:
Program 1:

HHW Recycling Program

Services Provided	Actual FY 10/11	Actual FY 11/12	Projected FY 12/13	Projected FY 13/14
HHW Collected (Tons)	0	0	0	10

SECTION VI. – LINE ITEM NARRATIVES

SECTION VI. A. – SUMMARY OF REVENUES

SECTION VI. C – OPERATING LINE ITEM NARRATIVES

520200 - CONTRACTED SERVICES **$15,000**

The contracted services will include set-up, staff, equipment and the proper handling and disposal of collected materials.
This is approximately half of the projected cost. Department of Public Works, Stormwater Management has agreed to partner on this event and will cover the other half.

520400 - ADVERTISING **$1,000**

These funds will be used for a newspaper advertisement as well as the production and distribution of printed flyers, handouts and mailings regarding the County's HHW Collection Event.

SECTION III

COUNTY OF LEXINGTON
New Program Request
Fiscal Year - 2013-2014

Fund # 5700 Fund Title: Solid Waste Management
Organization # 121201 Organization Title: Solid Waste/Administration
Program # 3 Program Title: PubWorks Software

Object Code	Expenditure Classification	Total 2013-2014 Requested
	Personnel	
510100	Salaries #___	0
510300	Part Time #___	0
511112	FICA Cost	0
511113	State Retirement	0
511114	Police Retirement	0
511120	Insurance Fund Contribution #___	0
511130	Workers Compensation	0
511131	S.C. Unemployment	0
	*** Total Personnel**	
	Operating Expenses	
520100	Contracted maintenance	0
		0
520200	Contracted Services	0
		0
520300	Professional Services	0
520400	Advertising	0
520702	Technical Currency & Support	1,000
521000	Office Supplies	0
521100	Duplicating	0
521200	Operating Supplies	0
		0
		0
522100	Equipment Repairs & Maintenance	0
522200	Small Equipment Repairs & Maint.	0
522300	Vehicle Repairs & Maintenance	0
523000	Land Rental	0
		0
524000	Building Insurance	0
524100	Vehicle Insurance #___	0
524101	Comprehensive Insurance #___	0
524201	General Tort Liability Insurance	0
524202	Surety Bonds	0
525000	Telephone	0
		0
525100	Postage	0
525210	Conference & Meeting Expenses	0
525230	Subscriptions, Dues, & Books	0
525___	Utilities - _____	0
525400	Gas, Fuel, & Oil	0
525600	Uniforms & Clothing	0
526500	Licenses & Permits	0
		0
		0
		0
		0
		0
		0
	*** Total Operating**	1,000
	**** Total Personnel & Operating**	1,000
	**** Total Capital (From Section IV)**	7,950
	***** Total Budget Appropriation**	8,950

SECTION IV

COUNTY OF LEXINGTON
Capital Item Summary
Fiscal Year - 2013 - 2014

Fund # 5700 Fund Title: Solid Waste Management
Organization # 121201 Organization Title: Solid Waste / Administration
Program # 3 Program Title: PubWorks management program

Qty	Item Description	***BUDGET*** 2013-2014 Requested Amount
	Departmentalization Module with Setup & Training	7,950

SECTION V. - PROGRAM OVERVIEW

Summary of Programs:

Program 3 – PubWorks Management Software

Program 3: PubWorks Management Software

Objectives:

This program covers the costs to implement PubWorks work management data system into the Solid Waste Management Department. PubWorks is a software program specifically designed for public works agencies. This program would provide the department's administrative staff with a powerful tool to schedule, manage, monitor and report on the activities that are associated with the department's wide ranging responsibilities.

Licensing of the PubWorks (Tracker Software, Inc.) work management software program is an extension of the program currently in use at the Public Works Department. In addition to being well suited to schedule, manage and report on roads and public works maintenance activities, the system offers these same capabilities in the area of solid waste and recycling management.

The system would be set up as a separate "instance" from the Public Works Department to avoid the intermingling of data between the departments that could otherwise have caused an added level of complexity to the management system. This program will provide for the installation of the system for Solid Waste Management's use, the training of Solid Waste Management's administrative staff on its use.

SECTION VI. – LINE ITEM NARRATIVES

SECTION VI. A. – SUMMARY OF REVENUES

SECTION VI. C – OPERATING LINE ITEM NARRATIVES

520702 - TECHNICAL CURRENCY & SUPPORT $1,000

To cover the cost of a maintenance and support agreement with PubWorks (software) and any upgrades.

SECTION VI. D – CAPITAL LINE ITEM NARRATIVES

CAPITAL REQUESTS:

5AE000 – DEPARTMENTALIZATION MODULE WITH SETUP & TRAINING $7,950

These funds will be used to cover the expenses to setup the departmentalization module, for onsite training of the solid waste administrative staff and estimated travel expenses for the software company trainer.

SECTION IIIA

COUNTY OF LEXINGTON
New Departmental Program Request Summary
Fiscal Year - 2013 - 2014

Fund # 5700 Fund Title: Solid Waste Management
Organization # 121203 Organization Title: Solid Waste / Collection and Recycling Centers

Object Expenditure Code	Classification	Program # 1	Program # 2	Program # 3	Program # 4	Total 2013-2014 Requested
	Program Title:	Access Improve. Sandhills CRC	CRC Attendants Salary Change	Relocate River Chase CRC	Expansion of Chapin CRC	
	Personnel					
510100	Salaries #___	0	0	0	0	0
510300	Part Time #___	0	18,415	0	0	18,415
511112	FICA Cost	0	1,409	0	0	1,409
511113	State Retirement	0	1,952	0	0	1,952
511114	Police Retirement	0	0	0	0	0
511120	Insurance Fund Contribution #___	0	0	0	0	0
511130	Workers Compensation	0	1,835	0	0	1,835
511131	S.C. Unemployment	0	0	0	0	0
	*** Total Personnel**	0	23,611	0	0	23,611
	Operating Expenses					
520100	Contracted maintenance	0	0	0	0	0
520200	Contracted Services	0	0	0	0	0
520300	Professional Services	0	0	0	0	0
520400	Advertising	3,000	0	4,500	0	7,500
521000	Office Supplies	0	0	0	0	0
521100	Duplicating	0	0	0	0	0
522000	Building Repairs and Maintenance	0	0	0	4,150	4,150
522100	Equipment Repairs & Maintenance	0	0	0	0	0
522200	Small Equipment Repairs & Maint.	0	0	0	0	0
522300	Vehicle Repairs & Maintenance	0	0	0	0	0
523000	Land Rental	0	0	0	0	0
524000	Building Insurance	0	0	0	0	0
524100	Vehicle Insurance #___	0	0	0	0	0
524101	Comprehensive Insurance #___	0	0	0	0	0
524201	General Tort Liability Insurance	0	0	0	0	0
524202	Surety Bonds	0	0	0	0	0
525000	Telephone	0	0	0	0	0
525100	Postage	0	0	0	0	0
525210	Conference & Meeting Expenses	0	0	0	0	0
525230	Subscriptions, Dues, & Books	0	0	0	0	0
525318	Utilities - _____	0	0	3,000	0	3,000
525400	Gas, Fuel, & Oil	0	0	0	0	0
525600	Uniforms & Clothing	0	0	0	0	0
526500	Licenses & Permits	0	0	0	0	0
	*** Total Operating**	3,000	0	7,500	4,150	14,650
	**** Total Personnel & Operating**	3,000	23,611	7,500	4,150	38,261
	**** Total Capital (From Section IV)**	278,700	0	1,777,983	78300	2,134,983
	***** Total Budget Appropriation**	281,700	23,611	1,785,483	82,450	2,173,244

SECTION III

COUNTY OF LEXINGTON
New Program Request
Fiscal Year - 2013-2014

Fund # 5700 — Fund Title: Solid Waste Management
Organization # 121203 — Organization Title: Solid Waste/Collection & Recycling Centers
Program # 1 — Program Title: Access Improvements to Sandhills CRC

Object Code	Expenditure Classification	Total 2013-2014 Requested
	Personnel	
510100	Salaries #___	0
510300	Part Time #___	0
511112	FICA Cost	0
511113	State Retirement	0
511114	Police Retirement	0
511120	Insurance Fund Contribution #___	0
511130	Workers Compensation	0
511131	S.C. Unemployment	0
	*** Total Personnel**	
	Operating Expenses	
520100	Contracted maintenance	0
		0
520200	Contracted Services	0
		0
520300	Professional Services	0
520400	Advertising	3,000
521000	Office Supplies	0
521100	Duplicating	0
521200	Operating Supplies	0
		0
		0
522100	Equipment Repairs & Maintenance	0
522200	Small Equipment Repairs & Maint.	0
522300	Vehicle Repairs & Maintenance	0
523000	Land Rental	0
		0
524000	Building Insurance	0
524100	Vehicle Insurance #___	0
524101	Comprehensive Insurance #___	0
524201	General Tort Liability Insurance	0
524202	Surety Bonds	0
525000	Telephone	0
		0
525100	Postage	0
525210	Conference & Meeting Expenses	0
525230	Subscriptions, Dues, & Books	0
525___	Utilities - _____	0
525400	Gas, Fuel, & Oil	0
525600	Uniforms & Clothing	0
526500	Licenses & Permits	0
		0
		0
		0
		0
		0
		0
		0
	*** Total Operating**	3,000
	**** Total Personnel & Operating**	3,000
	**** Total Capital (From Section IV)**	**278,700**
	***** Total Budget Appropriation**	**281,700**

SECTION IV

COUNTY OF LEXINGTON
Capital Item Summary
Fiscal Year - 2013 - 2014

Fund # 5700 Fund Title: Solid Waste Management
Organization # 121203 Organization Title: Solid Waste / Collection & Recycling Centers
Program # 1 Program Title: Access Improvements to Sandhills CRC

Qty	Item Description	***BUDGET*** 2013-2014 Requested Amount
	Engineering Services - Sandhills CRC	36,750
	Construction Costs - Sandhills CRC	240,450
	Signs	1,500

** **Total Capital (Transfer Total to Section III)** **278,700**

SECTION V - PROGRAM OVERVIEW

Summary of Programs:

Program 1– Access Improvements to Sandhills CRC

Program 1: Access Improvements to Sandhills CRC

Objectives:

The funds will be used to redesign the Sandhills Collection and Recycling Center, including changing the entrance/exit pattern to coincide with the light at the County Industrial Park, installing new concrete pad for recycling and yard waste containers/compactors and revising the traffic pattern on the entire site. With the opening of the Home Depot distribution center and the S.C. State Farmers Market on Hwy 321, the traffic and rate of speed have increased significantly. Any large vehicle or a vehicle with a trailer, (to include our recycling collectors) extends well beyond the median onto Hwy 321, causing a very serious situation. A re-route of the entrance/exit road up to the traffic light would provide a secure area for vehicles to wait until it's safe to enter. Changing the entrance/exit road would also require additional changes to the traffic patterns once they entered the center.

SECTION VI. – LINE ITEM NARRATIVES

SECTION VI. C. – OPERATING LINE ITEM NARRATIVES

520400 - ADVERTISING **$3,000**

These funds will be used for the production and distribution of banners, printed flyers, handouts and mailings regarding the access improvements being made to the Sandhills Collection and Recycling Center.

SECTION VI. D. – CAPITAL LINE ITEM NARRATIVES

CAPITAL REQUEST

5AE000 - ENGINEERING COST – SANDHILLS ACCESS IMPROVEMENTS $36,750

This account will cover the cost of services by a Consulting Engineering Firm for preparation of design plans and construction management during the access changes to the center.

5AE000 – CONSTRUCTION COSTS – SANDHILLS ACCESS IMPROVEMENTS $240,450

These funds would be used for all construction costs associated with a turn-key operation of the project. The costs would include the following: mobilization/bonds, clearing/grading, demolition, asphalt, stone base, concrete paving, silt fencing, chain link fencing, erosion control matting, and pavement markings. These costs are based on an estimate provided by Alliance Consulting Engineers.

5AE000 – SIGNS $1,500

This amount represents the funds necessary to obtain new and/or replacement directional, informational and educational signs needed at the facility. This amount also includes costs for signposts, brackets and other hardware necessary for the installation of new and or existing signs.

SECTION III

COUNTY OF LEXINGTON
New Program Request
Fiscal Year - 2013-2014

Fund # 5700 Fund Title: Solid Waste Management
Organization # 121203 Organization Title: Solid Waste/Collection & Recycling Centers
Program # 2 Program Title: CRC Attendants Salary Change

Object Code	Expenditure Classification	Total 2013-2014 Requested
	Personnel	
510100	Salaries #___	0
510300	Part Time # 9.0 (FTE)	18,415
511112	FICA Cost	1,409
511113	State Retirement	1,952
511114	Police Retirement	0
511120	Insurance Fund Contribution #___	0
511130	Workers Compensation	1,835
511131	S.C. Unemployment	0
	*** Total Personnel**	23,611
	Operating Expenses	
520100	Contracted maintenance	0
		0
520200	Contracted Services	0
		0
520300	Professional Services	0
520400	Advertising	0
521000	Office Supplies	0
521100	Duplicating	0
521200	Operating Supplies	0
		0
		0
522100	Equipment Repairs & Maintenance	0
522200	Small Equipment Repairs & Maint.	0
522300	Vehicle Repairs & Maintenance	0
523000	Land Rental	0
		0
524000	Building Insurance	0
524100	Vehicle Insurance #___	
524101	Comprehensive Insurance #___	0
524201	General Tort Liability Insurance	0
524202	Surety Bonds	0
525000	Telephone	0
		0
525100	Postage	0
525210	Conference & Meeting Expenses	0
525230	Subscriptions, Dues, & Books	0
525___	Utilities - _____	0
525400	Gas, Fuel, & Oil	0
525600	Uniforms & Clothing	0
526500	Licenses & Permits	0
		0
		0
		0
		0
		0
		0
		0
	*** Total Operating**	0
	**** Total Personnel & Operating**	23,611
	**** Total Capital (From Section IV)**	0
	***** Total Budget Appropriation**	23,611

SECTION V. - PROGRAM OVERVIEW

Summary of Programs:

Program 2 – Position Salary Change – Collection and Recycling Centers

Program 2: Position Salary Change – Collection and Recycling Center Attendants

Objectives:

This program is being requested to increase the Collection Center Attendants hourly rate from $7.51 to $8.50. These part-time attendants provide staffing at two (2) of our Collection and Recycling Centers (Leesville, Summit) and assistance at 4 larger Collection Centers operated by Babcock. Because they are part-time, they are not eligible for benefits. They are responsible to oversee the day-to-day operations of the centers to include: record keeping of all contracted waste container pulls, recyclable materials and vehicle counts and to ensure that the citizens dispose of their materials properly. The attendants are also responsible for housekeeping activity in the building and on the grounds of the center. They work outside in all weather conditions.

The increase in pay rate will support recruitment and longevity. It has become very difficult to recruit good qualified applicants at the pay scale, which is just above minimum wage.

SECTION VI. – LINE ITEM NARRATIVES

SECTION VI. B. – LISTING OF POSITIONS

Staffing Level:

Job Title	Full Time Equivalent Positions	Other Fund	Total	Grade
Collection Center Attendant	9	9	9	0
Total Positions	9	9	9	0

** These positions are part-time, 29 hour per week employees.
15 attendants @ 24 hours per week = 360 hours, divided by 40 hour (FTE Hours) = 9 FTE positions

Requested Personnel Budget:

510100 - SALARIES AND WAGES **$18,415**

Current salary $7.516297/hour
New salary $8.500000/hour
Difference in salary = $0.983703/hour x 360 hours per week = $354.13308
$354.13308 x 52 weeks = $18,414.92

511112 - FICA COSTS **$1,409**

$18,415 x 7.65% = $1,408.75

511113 - STATE RETIREMENT (L/S) **$1,952**

$18,415 x 10.60% = $1,951.99

511130 - WORKERS COMPENSATION (9.0 FTE) **$1,835**

$18415 x 0.0996 = $1,834.13

SECTION III

COUNTY OF LEXINGTON
New Program Request
Fiscal Year - 2013-2014

Fund # 5700 Fund Title: Solid Waste Management
Organization # 121203 Organization Title: Solid Waste/Collection & Recycling Centers
Program # 3 Program Title: Relocation of River Chase Collection & Recycling Center

Object Code	Expenditure Classification	Total 2013-2014 Requested
	Personnel	
510100	Salaries #___	0
510300	Part Time #___	0
511112	FICA Cost	0
511113	State Retirement	0
511114	Police Retirement	0
511120	Insurance Fund Contribution #___	0
511130	Workers Compensation	0
511131	S.C. Unemployment	0
	*** Total Personnel**	
	Operating Expenses	
520100	Contracted maintenance	0
		0
520200	Contracted Services	0
		0
520300	Professional Services	0
520400	Advertising	4,500
521000	Office Supplies	0
521100	Duplicating	0
521200	Operating Supplies	0
		0
		0
522100	Equipment Repairs & Maintenance	0
522200	Small Equipment Repairs & Maint.	0
522300	Vehicle Repairs & Maintenance	0
523000	Land Rental	0
		0
524000	Building Insurance	0
524100	Vehicle Insurance #___	0
524101	Comprehensive Insurance #___	0
524201	General Tort Liability Insurance	0
524202	Surety Bonds	0
525000	Telephone	0
		0
525100	Postage	0
525210	Conference & Meeting Expenses	0
525230	Subscriptions, Dues, & Books	0
525318___	Utilities - _____	3,000
525400	Gas, Fuel, & Oil	0
525600	Uniforms & Clothing	0
526500	Licenses & Permits	0
		0
		0
		0
		0
		0
		0
		0
	*** Total Operating**	7,500
	**** Total Personnel & Operating**	7,500
	**** Total Capital (From Section IV)**	1,777,983
	***** Total Budget Appropriation**	1,785,483

SECTION IV

COUNTY OF LEXINGTON
Capital Item Summary
Fiscal Year - 2013 - 2014

Fund # 5700 Fund Title: Solid Waste Management
Organization # 121203 Organization Title: Solid Waste / Collection & Recycling Centers
Program # 3 Program Title: Relocation of River Chase Collection and Recycling Center

Qty	Item Description	***BUDGET*** 2013-2014 Requested Amount
	Engineering Services - River Chase CRC	115,500
	Land Puchase - River Chase CRC	800,000
	Construction Costs - River Chase CRC	771,750
2	New Compactors	82,733
	Signs - River Chase CRC	1,500
	Video Surveillance Camera System - River Chase CRC	6,500

**** Total Capital (Transfer Total to Section III)** **1,777,983**

SECTION V - PROGRAM OVERVIEW

Summary of Programs:

Program 3– Relocate River Chase Collection and Recycling Center

Program 3: Relocate River Chase Collection and Recycling Center

Objectives:

This program is established to relocate the River Chase Collection and Recycling Center. The relocation is necessary to provide a safe and efficient Center for our residents to dispose of all their solid waste materials and recyclables. The current facility is operating at maximum capacity with no available space for expansion. The facility is bordered by Interstate 20, River Chase Way and the Park & Ride lot. The surrounding area is expanding at an alarming rate, to include the construction of the largest high school in the state, a new middle school and elementary school. These schools are located within a mile of the facility and will add hundreds of vehicles to the existing traffic on Hwy 378.

The existing facility only allows for a total of three compactors, two for household and one for yard debris, yet River Chase is ranked 3rd in MSW trash, 2nd in yard debris and 4th in vehicle traffic. When a vendor comes to pull a container during hours of operation, they can literally block off access to the center. Overflow traffic backs up through the park & ride lot.

SECTION VI. – LINE ITEM NARRATIVES

SECTION VI. C. – OPERATING LINE ITEM NARRATIVES

520400 - ADVERTISING **$4,500**

These funds will be used for the production and distribution of banners, printed flyers, handouts and mailings regarding the relocation of the River Chase Collection and Recycling Center.

525318 - UTILITIES **$3,000**

These funds will cover the additional utility expenses for the new and larger River Chase Collection & Recycling Center. The new center will have at least two (2) additional high voltage compactors, along with additional security lighting. Estimate 6 months of expenses: additional lighting - $250/mo x 6 mo's = $1,500; additional compactor usage - $250/mo x 6 mo's = $1,500

SECTION VI. D. – CAPITAL LINE ITEM NARRATIVES

CAPITAL REQUEST

5AE000 - ENGINEERING COST – RIVER CHASE RELOCATION $115,500

This account will cover the cost of services by a consulting engineering firm for preparation of design plans and construction management during the construction of the center.

5AE000 – LAND PURCHASE $800,000

This account will cover the cost to purchase approximately 3 – 4 acres of land. Current real estate prices in the surrounding area estimate the cost to run about $200,000/acre. The acreage is necessary to properly establish a safe and efficient facility.

4 acres x $200,000 = $800,000

5AE000 – CONSTRUCTION COST – RIVER CHASE RELOCATION $771,750

These funds would be used for all construction costs associated with a turn-key operation of the project. The costs would include the following: mobilization/bonds, clearing/grading, demolition, asphalt, stone base, concrete paving, silt fencing, electrical, chain link fencing, erosion control matting, pavement markings, signage and moving the attendants shed to the new location. These costs are based on an estimate provided by Alliance Consulting Engineers.

5AE000 – (2) NEW COMPACTORS $82,733

These funds will be used to purchase two (2) new Wastequip Accurate, Model 645XHD-7 compactors. The additional compactors are necessary to support the volume of yard debris and establish a clean wood container. The additional compactors would allow the staff to open more lanes during peak hours. Each compactor with sales tax and installation will cost $$41,366.24.

5AE000 – SIGNS $1,500

This amount represents the funds necessary to obtain new and/or replacement directional, informational and educational signs needed at the new facility. This amount also includes costs for signposts, brackets and other hardware necessary for the installation of new and or existing signs.

5AE000 – VIDEO SURVEILLANCE CAMERA SYSTEM $6,500

These funds would be used to purchase cameras and video recording equipment to be placed at the River Chase Collection and Recycling Center. The cameras would be used for security, monitoring illegal dumping and theft of county property. Over the years, the Collection and Recycling Centers have experienced a large amount of illegal dumping, theft of recyclable commodities, damage to our property and safety concerns for the staff.

SECTION III

COUNTY OF LEXINGTON
New Program Request
Fiscal Year - 2013-2014

Fund # 5700 Fund Title: Solid Waste Management
Organization # 121203 Organization Title: Solid Waste/Collection & Recycling Centers
Program # 4 Program Title: Expansion of Chapin Collection & Recycling Center

Object Code	Expenditure Classification	Total 2013-2014 Requested
	Personnel	
510100	Salaries #___	0
510300	Part Time #___	0
511112	FICA Cost	0
511113	State Retirement	0
511114	Police Retirement	0
511120	Insurance Fund Contribution #___	0
511130	Workers Compensation	0
511131	S.C. Unemployment	0
	*** Total Personnel**	
	Operating Expenses	
520100	Contracted maintenance	0
		0
520200	Contracted Services	0
		0
520300	Professional Services	0
520400	Advertising	0
521000	Office Supplies	0
521100	Duplicating	0
521200	Operating Supplies	0
		0
522000	Building Repairs and Maintenance	4,150
522100	Equipment Repairs & Maintenance	0
522200	Small Equipment Repairs & Maint.	0
522300	Vehicle Repairs & Maintenance	0
523000	Land Rental	0
		0
524000	Building Insurance	0
524100	Vehicle Insurance #___	0
524101	Comprehensive Insurance #___	0
524201	General Tort Liability Insurance	0
524202	Surety Bonds	0
525000	Telephone	0
		0
525100	Postage	0
525210	Conference & Meeting Expenses	0
525230	Subscriptions, Dues, & Books	0
525318___	Utilities - _____	0
525400	Gas, Fuel, & Oil	0
525600	Uniforms & Clothing	0
526500	Licenses & Permits	0
		0
		0
		0
		0
		0
		0
		0
	*** Total Operating**	4,150
	**** Total Personnel & Operating**	**4,150**
	**** Total Capital (From Section IV)**	**78,300**
	***** Total Budget Appropriation**	**82,450**

SECTION IV

COUNTY OF LEXINGTON
Capital Item Summary
Fiscal Year - 2013 - 2014

Fund # 5700 Fund Title: Solid Waste Management
Organization # 121203 Organization Title: Solid Waste / Collection & Recycling Centers
Program # 4 Program Title: Expansion of Chapin Collection & Recycling Center

Qty	Item Description	***BUDGET*** 2013-2014 Requested Amount
	Concrete Slabs (Add)	26,800
	Asphalt (Add)	51,500

** **Total Capital (Transfer Total to Section III)** **78,300**

SECTION V - PROGRAM OVERVIEW

Summary of Programs:

Program 4– Expansion of Chapin Collection and Recycling Center

Program 1: Expansion of Chapin Collection and Recycling Center

Objectives:

This program is established to expand the Chapin Collection and Recycling Center. The expansion is necessary to maximize the use of available space. Utilizing the unused portion at the rear of this site, it will provide a safer and more efficient center for our residents to dispose of all of their solid waste materials and recyclables. The expansion would also allow for the installation of a clean wood container.

The existing facility allows for 2 household waste compactors and 2 yard debris compactors. The facility also has 1 cardboard compactor, 2 metal containers, 1 newspaper container and 4 recycling trailers. Expanding into the unused portion of the facility, we could add an additional clean wood compactor and arrange all recycling containers/trailers together at the Collection Center. Citizens could park in one location to safely and conveniently dispose of their recyclables in one general area.

SECTION VI. – LINE ITEM NARRATIVES

SECTION VI. C. – OPERATING LINE ITEM NARRATIVES

522000 – BUILDING REPAIRS AND MAINTENANCE **$4,150**

These funds will be used to cover the cost of moving and reinstalling the gas/oil recycling carport to its new location at a cost of $600-$650. This account will also cover the cost to install the electrical, for the cardboard compactor, in the new location on site. Cost to install the electrical is estimated at $3,500.

SECTION VI. D. – CAPITAL LINE ITEM NARRATIVES

CAPITAL REQUEST

5AE000 - CONCRETE PADS (ADD) $26,800

Grass, dirt and gravel is currently in the area to be utilized. This account will cover the addition of concrete pads for the cardboard compactor, the newspaper container, used oil/gas tank and 2 metal containers. Due to their weight, these containers are better suited being placed on concrete versus asphalt.

5AE000 – ASPHALT(ADD) $51,500

These funds will be used to place asphalt in areas where concrete is not required. The recycling trailers will be placed on the asphalt. The asphalt will also provide citizens a place to park and walk, when emptying their recyclables, rather than tracking through the dirt and gravel.

SECTION IIIA

COUNTY OF LEXINGTON
New Departmental Program Request Summary
Fiscal Year - 2013 - 2014

Fund # 5700 Fund Title: Solid Waste Management
Organization # 121204 Organization Title: Solid Waste / Landfill Operations

Object Expenditure Code Classification	Program # 1	Program # 2	Program # 3	Program # 4	Program #5	Total 2013-2014 Requested
Program Title:	HEO I	Inclement Weather dock	Vibratory Roller	Tractor w/ Slope Mower		
Personnel						
510100 Salaries # 2	60,576	0	0	0	0	60,576
510300 Part Time #	0	0	0	0	0	0
511112 FICA Cost	4,634	0	0	0	0	4,634
511113 State Retirement	6,421	0	0	0	0	6,421
511114 Police Retirement	0	0	0	0	0	0
511120 Insurance Fund Contribution # 2	15,600	0	0	0	0	15,600
511130 Workers Compensation	0	0	0	0	0	0
511131 S.C. Unemployment	6,033	0	0	0	0	6,033
*** Total Personnel**	93,264	0	0	0	0	93,264
Operating Expenses						
520100 Contracted maintenance	0	0	7,500	12,000	0	19,500
520200 Contracted Services	0	0	0	0	0	0
520300 Professional Services	0	0	0	0	0	0
520302 Drug Testing Service	116	0	0	0	0	116
520400 Advertising	0	0	0	0	0	0
521000 Office Supplies	0	0	0	0	0	0
521100 Duplicating	0	0	0	0	0	0
521200 Operating Supplies	118	0	0	0	0	118
522100 Heavy Equipm. Repairs & Mainten	0	0	3,000	2,500	0	5,500
522200 Small Equipment Repairs & Maint.	0	0	0	0	0	0
522300 Vehicle Repairs & Maintenance	0	0	0	0	0	0
523000 Land Rental	0	0	0	0	0	0
524000 Building Insurance	0	0	0	0	0	0
524100 Vehicle Insurance #	0	0	0	0	0	0
524101 Comprehensive Insurance #	0	0	1,249	864	0	2,113
524201 General Tort Liability Insurance	706	0	0	0	0	706
524202 Surety Bonds	0	0	0	0	0	0
525000 Telephone	0	0	0	0	0	0
525030 800 Radio Service Charge	1,080	0	0	0	0	1,080
525031 800 Radio Maintenance	78	0	0	0	0	78
525210 Conference & Meeting Expenses	0	0	0	0	0	0
525230 Subscriptions, Dues, & Books	0	0	0	0	0	0
525 Utilities -	0	0	0	0	0	0
525400 Gas, Fuel, & Oil		0	1,500	3,000	0	4,500
525600 Uniforms & Clothing	1,871	0	0	0	0	1,871
526500 Licenses & Permits	0	0	0	0	0	0
*** Total Operating**	3,969	0	13,249	18,364	0	35,582
**** Total Personnel & Operating**	97,233	0	13,249	18,364	0	128,846
**** Total Capital (From Section IV)**	10,000	105,000	165,000	130,000	0	410,000
***** Total Budget Appropriation**	107,233	105,000	178,249	148,364	0	538,846

SECTION III

COUNTY OF LEXINGTON
New Program Request
Fiscal Year - 2013-2014

Fund # 5700 — Fund Title: Solid Waste Management
Organization # 121204 — Organization Title: Solid Waste Landfill Operations
Program #1 — Program Title: Heavy Equipment Operator I (2)

Object Code	Expenditure Classification	Total 2013 - 2014 Requested
	Personnel	
510100	Salaries #_2__	60,576
510300	Part Time #___	
511112	FICA Cost	4,634
511113	State Retirement	6,421
511114	Police Retirement	
511120	Insurance Fund Contribution #_2__	15,600
511130	Workers Compensation	6,033
511131	S.C. Unemployment	
	*** Total Personnel**	93,264
	Operating Expenses	
520100	Contracted maintenance	
520200	Contracted Services	
520300	Professional Services	
520302	Drug Testing Service	116
520400	Advertising	
521000	Office Supplies	
521100	Duplicating	
521200	Operating Supplies	118
522100	Equipment Repairs & Maintenance	
522200	Small Equipment Repairs & Maint.	
522300	Vehicle Repairs & Maintenance	
523000	Land Rental	
524000	Building Insurance	
524100	Vehicle Insurance #___	
524101	Comprehensive Insurance	
524201	General Tort Liability Insurance	706
524202	Surety Bonds	
525000	Telephone	
525030	800Radio Service Charge	1,080
525031	800 Radio Maintenance	78
525100	Postage	
525210	Conference & Meeting Expenses	
525230	Subscriptions, Dues, & Books	
525___	Utilities - _____	
525400	Gas, Fuel, & Oil	
525600	Uniforms & Clothing	1,871
526500	Licenses & Permits	
	*** Total Operating**	3,969
	**** Total Personnel & Operating**	97,233
	**** Total Capital (From Section IV)**	10,000
	***** Total Budget Appropriation**	107,233

SECTION IV

COUNTY OF LEXINGTON
Capital Item Summary
Fiscal Year - 2013 - 2014

Fund # 5700 Fund Title: Solid Waste Management
Organization # 121204 Organization Title: Solid Waste / Landfill
Program # 1 Program Title: Heavy Equipment Operator I

Qty	Item Description	***BUDGET*** 2013-2014 Requested Amount
2	800 MHZ Radio	$10,000

**** Total Capital (Transfer Total to Section I and IA)** **10,000**

SECTION V - PROGRAM OVERVIEW

Summary of Programs:

Program 1 – New Heavy Equipment Operator I – (2)

Program 1: New Heavy Equipment Operator I (2)

Objectives:

This program is being requested to assist with the overall daily heavy equipment operations. The existing operation utilizes two crews of (4) Heavy Equipment Operators each to cover a seven day operation, including landfill, grinding and compost facility and transfer station programs. This staffing provides sufficient coverage of these operations, but has increasingly not provided adequate personnel to complete the growing maintenance requirements of this site. This includes closure activities on the C&D Landfill (covering, compacting, seeding, storm water piping, etc.), storm water pond maintenance, road maintenance, grass cutting and erosion control maintenance across 50-60 acres. In addition, the Department has not provided adequate maintenance and inspection of closed landfill facilities at the Chapin, Batesburg/Leesville and 321 Landfills. Special projects also are required to assist with repairs at the Collection and Recycling Centers, including pond maintenance at the expanded Edmund Center, or assistance with illegal dump sites with the Boom truck. To alleviate the backlog of projects and provide adequate personnel to complete these increasing duties, two (2) Heavy Equipment Operator I's positions are requested.
The HEO I positions will provide labor for maintenance projects (use of community service workers is often inadequate or not available when required), assist in supervision of community service personnel, operate light equipment including skid steer, mowers, broom tractor, dump truck, water truck, etc.
These positions will also begin to provide for succession planning in the Department. There are currently no lesser skilled positions to use for training future Heavy Equipment Operator III personnel.

SECTION VI. – LINE ITEM NARRATIVES

SECTION VI. A. – SUMMARY OF REVENUES

SECTION VI. B. – LISTING OF POSITIONS

Current Staffing Level:

Job Title	Full Time Equivalent Positions	General Fund	Other Fund	Total	Grade
Heavy Equipment Operators I*	2	0	2	2	7
Total Positions	2	0	2	2	

*This positions require insurance.

Requested Personnel Budget:

510100 - SALARIES AND WAGES (3.0) **$60,576**

(2) Heavy Equipment Operator I's (Grade 7) x $30,288 Salary per year = $60,576

511112 - FICA COSTS **$4,634**

FICA 7.65 % x $60,576 = $ 4,634

511113 - STATE RETIREMENT **$6,421**

Retirement 10.60 % x $97,836 = $ 6,421

511120 – HEALTH INSURANCE **$ 15,600**

(2) Heavy Equipment Operators x $7,800 cost per year = $ 15,600

511130 - WORKERS COMPENSATION (3.0 FTE) **$6,033**

Workers Compensation $60,576 x 0.0996 = $6,033

Display organization flowchart:

SECTION VI. C. – OPERATING LINE ITEM NARRATIVES

520302 - DRUG TESTING SERVICES **$116**

The required Random Drug/Alcohol Testing is for one (2) employee

If an accident/incident were to occur to any employee while operating County equip/vehicle, a Drug/Alcohol testing is mandatory. For employees holding CDL licenses, as required in their position, are on a random drug screening.

Random drug testing $35/test x 2 employees =	$ 70
Random Alcohol testing $15/test x 2 employees =	30
Driver History check $8/ report x 2 employees =	16
Total	$116

521200 - OPERATING SUPPLIES **$118**

This account covers the cost for operating supplies used daily.

Safety glasses	$	25.00
Pairs	x	4
Total	$	100.00

Work gloves - operators and community service workers	$	0.74
Pairs	x	24
Total	$	17.76
Total	$	117.76

524201 - GENERAL TORT LIABILITY INSURANCE **$706**

This account covers cost for 2 employees x $353 each = $706

525030 - 800 MHZ RADIO SERVICE CHARGES **$1,080**

This account covers cost for (2) 800 MHz Radios.

Service for (2) 800 MHz Radios x $45	$	90.00
Month	x	12
Total	$	1,080.00

525031 - 800 MHZ RADIO MAINTENANCE **$78**

This account covers cost for maintenance (2) 800 MHz Radios x 38.94/each = $77.88

525400 - UNIFORMS & CLOTHING **$1,871**

This account covers cost for two employees and are required to wear uniforms to identify themselves as County employees, while working directly with the public. Safety apparatus must be worn, due to some of the hazardous conditions the employees are exposed

Safety Belts	(2 @ $15.48)	$	30.96
Safety Boots	(4 @ $125.00)	$	500.00
Work Pants	(10@ $12.53)	$	125.30
T-Shirts S/S	(10@ $8.85)	$	88.50
T-Shirts L/S	(10@ $9.85)	$	98.50
Hooded Sweatshirts	(10@ $17.85)	$	178.50
Work Jacket	(2 @ $85.00)	$	170.00
Parka	(2 @ $175.00)	$	350.00
Rubber Boots	(2 @ $25.00)	$	50.00
Summer Caps	(4 @ $4.64)	$	18.56
Co. emblems	(18 @ $0.76)	$	13.68
Sew on emblems	(18 @ $0.50)	$	9.00
Summer Coveralls	(2 @ $18.21)	$	36.42
Insulated Coveralls	(2 @ $39.15)	$	78.30
S.C. Sale tax @ 7%		$	122.34
Total		$	1,870.06

SECTION VI. D. – CAPITAL LINE ITEM NARRATIVES

CAPITAL REQUEST

5AE000 - (2) 800 MHZ RADIO **$10,000**

This account will cover cost for two (2) 800 MHz radio for the newly requested position for continuous communication with the department x $5,000each = $10,000.

SECTION III

COUNTY OF LEXINGTON
New Program Request
Fiscal Year - 2013-2014

Fund # 5700 Fund Title: Solid Waste Management
Organization # 121204 Organization Title: Solid Waste/Landfill
Program # 2 Program Title: Inclement weather container dock

Object Code	Expenditure Classification	Total 2013-2014 Requested
	Personnel	
510100	Salaries #___	0
510300	Part Time #___	0
511112	FICA Cost	0
511113	State Retirement	0
511114	Police Retirement	0
511120	Insurance Fund Contribution #___	0
511130	Workers Compensation	0
511131	S.C. Unemployment	0
	*** Total Personnel**	
	Operating Expenses	
520100	Contracted maintenance	0
		0
520200	Contracted Services	0
		0
520300	Professional Services	0
520400	Advertising	0
521000	Office Supplies	0
521100	Duplicating	0
521200	Operating Supplies	0
		0
		0
522100	Equipment Repairs & Maintenance	0
522200	Small Equipment Repairs & Maint.	0
522300	Vehicle Repairs & Maintenance	0
523000	Land Rental	0
		0
524000	Building Insurance	0
524100	Vehicle Insurance #___	0
524101	Comprehensive Insurance #___	0
524201	General Tort Liability Insurance	0
524202	Surety Bonds	0
525000	Telephone	0
		0
525100	Postage	0
525210	Conference & Meeting Expenses	0
525230	Subscriptions, Dues, & Books	0
525___	Utilities - _____	0
525400	Gas, Fuel, & Oil	0
525600	Uniforms & Clothing	0
526500	Licenses & Permits	0
		0
		0
		0
		0
		0
		0
		0
	*** Total Operating**	0
	**** Total Personnel & Operating**	0
	**** Total Capital (From Section IV)**	**105,000**
	***** Total Budget Appropriation**	**105,000**

SECTION IV

COUNTY OF LEXINGTON
Capital Item Summary
Fiscal Year - 2013 - 2014

Fund # 5700 Fund Title: Solid Waste Management
Organization # 121204 Organization Title: Solid Waste / Administration
Program # 2 Program Title: Inclement Weather Container dock

Qty	Item Description	***BUDGET*** 2013-2014 Requested Amount
	Engineering Costs	19,500
	Construction Costs	85,000
	Signs	500

** **Total Capital (Transfer Total to Section III)** **105,000**

SECTION V. - PROGRAM OVERVIEW

Summary of Programs:

Program 2 – Inclement Weather container dock

Program 2: Inclement weather container dock

Objectives:

This program is being requested to construct an inclement weather container dock at the Edmund landfill. During inclement weather, citizens are unable to use the C & D Landfill without a four wheel drive vehicle. To accommodate the citizens, containers have been staged near the recycled glass bunkers. However, these containers are very high and are difficult to throw heavy items over the sides. Citizens come to the landfill for the convenience of being able to push their heavy loads off their trailers/ pickup trucks directly into the landfill.

A concrete dock will be constructed near the e-waste building. This will allow the containers to be placed below ground level. Citizens will be able to throw their debris over the sides of the containers with minimal effort. This area will only be used when citizens are banned from the landfill due to inclement weather or any other unsafe environmental issues.

SECTION VI. – LINE ITEM NARRATIVES

SECTION VI. B. – LISTING OF POSITIONS

SECTION VI. C. – OPERATING LINE ITEM NARRATIVES

SECTION VI. D. – CAPITAL LINE ITEM NARRATIVES

CAPITAL REQUEST

5AE000 - ENGINEERING COST **$19,500**

This account will cover the cost of services by a consulting engineering firm for preparation of design plans and construction management during the construction of the dock.

5AE000 - CONSTRUCTION COST **$85,000**

These funds would be used for all construction costs associated with a turn-key operation of the project. The costs would include the following: mobilization/bonds, clearing/grading, stone base, concrete paving, silk fencing, erosion control matting and drainage. These costs are based on an estimate provided by Alliance Consulting Engineers.

5AE000 - SIGNS **$500**

These funds will be used to obtain new directional and informational signs. This amount includes costs for signposts, brackets and hardware necessary for proper installation of the new signs.

SECTION III

COUNTY OF LEXINGTON
New Program Request
Fiscal Year - 2013-2014

Fund # 5700 Fund Title: Solid Waste Management
Organization # 121204 Organization Title: Solid Waste Landfill Operations
Program # 3 Program Title: Vibratory Compactpr Roller

Object Code	Expenditure Classification	Total 2013-2014 Requested
	Personnel	
510100	Salaries #___	0
510300	Part Time #___	0
511112	FICA Cost	0
511113	State Retirement	0
511114	Police Retirement	0
511120	Insurance Fund Contribution #___	0
511130	Workers Compensation	0
511131	S.C. Unemployment	0
	*** Total Personnel**	0
	Operating Expenses	
520100	Contracted maintenance	7,500
		0
520200	Contracted Services	0
		0
520300	Professional Services	0
520400	Advertising	0
521000	Office Supplies	0
521100	Duplicating	0
521200	Operating Supplies	0
		0
		0
522100	Equipment Repairs & Maintenance	3,000
522200	Small Equipment Repairs & Maint.	0
522300	Vehicle Repairs & Maintenance	0
523000	Land Rental	0
		0
524000	Building Insurance	0
524100	Vehicle Insurance #___	
524101	Comprehensive Insurance #_1__	1,249
524201	General Tort Liability Insurance	0
524202	Surety Bonds	0
525000	Telephone	0
		0
525100	Postage	0
525210	Conference & Meeting Expenses	0
525230	Subscriptions, Dues, & Books	0
525___	Utilities - _____	0
525400	Gas, Fuel, & Oil	1,500
525600	Uniforms & Clothing	0
526500	Licenses & Permits	0
		0
		0
		0
		0
		0
		0
		0
	*** Total Operating**	13,249
	**** Total Personnel & Operating**	13,249
	**** Total Capital (From Section IV)**	165,000
	***** Total Budget Appropriation**	178,249

SECTION IV

COUNTY OF LEXINGTON
Capital Item Summary
Fiscal Year - 2013 - 2014

Fund # 5700 Fund Title: Solid Waste Management
Organization # 121204 Organization Title: Solid Waste / Landfill
Program # 3 Program Title: Vibratory Compactor Roller

Qty	Item Description	***BUDGET*** 2013-2014 Requested Amount
1	Vibratory Compactor Roller	$165,000

**** Total Capital (Transfer Total to Section III)** **165,000**

SECTION V - PROGRAM OVERVIEW

Summary of Programs:

Program 3 –Vibratory Compactor Roller

Program 3: Vibratory Compactor Roller

Objectives:

The department is requesting funds for a vibratory compactor roller. This unit is needed in the landfill to compactor the roads to the C&D, wood waste grinding area, new mattress area and the pond dams. At this time the department does not have a way to pack to roads before putting stone on them. After a rain fall the roads have to be repaired with the addition of this equipment the roads can be packed and stone to be placed and packed to help stop pot holes and erosion on the road with less maintenance.

SECTION VI. – LINE ITEM NARRATIVES

520100 – CONTRACTED MAINTENANCE **$7,500**

This account will cover the expenditures for the Tractor and Pull Pans to include Total Maintenance & Repair (TM&R) mechanical and general maintenance, fire protection systems Auto lube system.

522100 - HEAVY EQUIPMENT REPAIRS & MAINTENANCE **$3,000**

This account is for landfill heavy equipment and covers repairs to the vibratory compactor roller and includes items as follows: tires, hoses, pumps etc.

Estimated cost for repairs	$ 3,000.00

524101 - COMPREHENSIVE INSURANCE/LANDFILL EQUIP. **$1,249**

This account is for insurance to cover: Inland, Marine, Fire, Vandalism, etc. of Heavy Equipment used in the landfill operations $144,495 x 0.864% = $1,249

525400 - GAS, FUEL & OIL **$1,500**

This account covers the cost for gas, diesel, transmission, hydraulic, chassis, anti-freeze and other lubricants required for equipment's services and daily fuel for one year **Fleet services has proposed a budget cost of $ 3.90 a gal. This FY.**

SECTION VI. D. – CAPITAL LINE ITEM NARRATIVES

CAPITAL REQUEST

5AE000 – VIBRATORY COMPACTOR ROLLER **$165,000**

This account will cover the cost to purchase a vibratory compactor roller. This unit is needed in the landfill to compactor turning and moisturizers the wind rows of wood waste grindings for composting the roads to the C&D, wood waste grinding area, new mattress area and the pond dams.

SECTION III

COUNTY OF LEXINGTON
New Program Request
Fiscal Year - 2013-2014

Fund # 5700 Fund Title: Solid Waste Management
Organization # 121204 Organization Title: Solid Waste Landfill Operations
Program # 4 Program Title: Tractor with Slope Mower

Object Code	Expenditure Classification	Total 2013-2014 Requested
	Personnel	
510100	Salaries #___	0
510300	Part Time #___	0
511112	FICA Cost	0
511113	State Retirement	0
511114	Police Retirement	0
511120	Insurance Fund Contribution #___	0
511130	Workers Compensation	0
511131	S.C. Unemployment	0
	*** Total Personnel**	0
	Operating Expenses	
520100	Contracted maintenance	12,000
		0
520200	Contracted Services	0
		0
520300	Professional Services	0
520400	Advertising	0
521000	Office Supplies	0
521100	Duplicating	0
521200	Operating Supplies	0
		0
		0
522100	Equipment Repairs & Maintenance	2,500
522200	Small Equipment Repairs & Maint.	0
522300	Vehicle Repairs & Maintenance	0
523000	Land Rental	0
		0
524000	Building Insurance	0
524100	Vehicle Insurance #___	0
524101	Comprehensive Insurance #_1__	864
524201	General Tort Liability Insurance	0
524202	Surety Bonds	0
525000	Telephone	0
		0
525100	Postage	0
525210	Conference & Meeting Expenses	0
525230	Subscriptions, Dues, & Books	0
525___	Utilities - _____	0
525400	Gas, Fuel, & Oil	3,000
525600	Uniforms & Clothing	0
526500	Licenses & Permits	0
		0
		0
		0
		0
		0
		0
		0
	*** Total Operating**	18,364
	**** Total Personnel & Operating**	18,364
	**** Total Capital (From Section IV)**	130,000
	***** Total Budget Appropriation**	148,364

SECTION IV

COUNTY OF LEXINGTON
Capital Item Summary
Fiscal Year - 2013 - 2014

Fund # 5700 Fund Title: Solid Waste Management
Organization # 121204 Organization Title: Solid Waste / Landfill
Program # 4 Program Title: Tractor w/ Slope Mower

Qty	Item Description	***BUDGET*** 2013-2014 Requested Amount
1	Tractor With Slope mower	$130,000

**** Total Capital (Transfer Total to Section III)** **130,000**

SECTION V - PROGRAM OVERVIEW

Summary of Programs:

Program 4 –Tractor with Slope Mower

Program 4: Tractor with Slope Mower

Objectives:

The Department is requesting funds for a tractor with slope mower for our MSW and C & D Landfill. There is approximately 42 acres that are required to be cut every quarter to stay in compliance with State Regulations. There is also 4 sediment ponds and dams that are required to be cut with approximately 4 ½ miles of vegetation. This is needed to stay in compliance for the Post-closure care under SCDHEC Regulations. Also in conjunction with the new expansion of the Edmund Collection and Recycling Center there will be approximately 1 acre of vegetation that will have to be cut on a monthly basis to include 1 sediment pond. We also have to maintain Landfill lane, which has to be cut monthly which is approximately 3 miles.

The Department is also required to provide mowing services for the Chapin, Batesburg/Leesville and 321 closed MSW Landfills. Traditionally, LCPW has provided much of this service; however, their workload as also increased causing delays in completing mowing and maintenance on a regular basis.

SECTION VI. – LINE ITEM NARRATIVES

520100 – CONTRACTED MAINTENANCE **$12,000**

This account will cover the expenditures for the Tractor and Pull Pans to include Total Maintenance & Repair (TM&R) mechanical and general maintenance, fire protection systems Auto lube system.

522100 - HEAVY EQUIPMENT REPAIRS & MAINTENANCE **$2,500**

This account is for landfill heavy equipment and covers repairs to the slope mower and includes items as follows: tires, cutting blades, etc.

Estimated cost for repairs $ 2,500.00

524101 - COMPREHENSIVE INSURANCE/LANDFILL EQUIP. **$864**

This account is for insurance to cover: Inland, Marine, Fire, Vandalism, etc. of Heavy Equipment used in the landfill operations

525400 - GAS, FUEL & OIL **$3,000**

This account covers the cost for gas, diesel, transmission, hydraulic, chassis, anti-freeze and other lubricants required for equipment's services and daily fuel for one year **Fleet services has proposed a budget cost of $ 3.90 a gal. This FY.**

Tractor W/ Slope Mower $ 3,000.00

SECTION VI. D. – CAPITAL LINE ITEM NARRATIVES

CAPITAL REQUEST

5AE000 -TRACTOR WITH SLOPE MOWER **$130,000**

This account will cover the cost to purchase a new tractor with slope mower for our MSW and C & D Landfill. There is approximately 42 acres that is required to be cut every quarter to stay in compliance with State Regulations. There is also 4 sediment ponds and dams that are required to be cut with approximately 4 ½ miles of vegetation. This is needed to stay in compliance for the Post-closure care under SCDHEC Regulations. Also in conjunction with the new expansion of the Edmund collection station there will be approximately 1 acre of vegetation that will have to be cut on a monthly basis to include 1 sediment pond. We also have to maintain Landfill lane, which has to be cut monthly which is approximately 3 miles.

COUNTY OF LEXINGTON
SW POST CLOSURE SINKING FUND
Annual Budget
Fiscal Year - 2013-14

Object Code	Revenue Account Title	Actual 2011-12	Received Thru Dec 2012-13	Amended Budget Thru Dec 2012-13	Projected Revenues Thru Jun 2012-13	Requested 2013-14	Recommend 2013-14	Approved 2013-14
	*** SW Post Closure Sinking Fund 5701:**							
	Revenues:							
461000	Investment Interest	506	895	1,500	1,500	1,500		
805700	Op Trn from Solid Waste	179,978	594,546	594,546	594,546	92,638		
	**** Total Revenue**	**180,484**	**595,441**	**596,046**	**596,046**	**94,138**		
	*****Total Appropriation**				1,099,082	92,638		
	Contingency				0	0		
	FUND BALANCE Beginning of Year - cash				502,541	(495)	(495)	(495)
	FUND BALANCE - Projected End of Year - cash				(495)	1,005	(495)	(495)

Fund: 5701
Division: Public Works
Organization: 121204 - Solid Waste / Landfill Operations

Object Code	Expenditure Classification	2011-12 Expend	2012-13 Expend (Dec)	2012-13 Amended (Dec)	***BUDGET*** 2013-14 Requested	2013-14 Recommend	2013-14 Approved
	Operating Expenses						
520612	Closure/PostClosure Care Cost	(1,201,591)	0	616,741	92,638		
529903	Contingency	0	0	30,441	0		
	*** Total Operating**	**(1,201,591)**	**0**	**647,182**	**92,638**		
	****Total Personnel & Operating**	**(1,201,591)**	**0**	**647,182**	**92,638**		
	Capital						
599999	Capital Clearing	(84,500)	0	0	0		
	All Other Equipment	84,500	311,511	451,900	0		
	****Total Capital**	**0**	**311,511**	**451,900**	**0**		
	**** Total Budget Appropriation**	**(1,201,591)**	**311,511**	**1,099,082**	**92,638**		

FY 2013-2014
Solid Waste Closure/Post Closure Sinking Fund
Summary

-	Closure (Cell One)	$ 60,344
-	Post Closure (Cell One)	32,294
	Total	$ 92,638

SOLID WASTE MANAGEMENT CLOSURE
February 9, 2013

	FY 2008/2009	FY 2009/20109	FY 2010/2011	FY 2011/2012	FY 2012/2013	FY 2013/2014
ESTIMATED CLOSURE COSTS	$976,750	$976,750	$976,750	$976,750	$976,750	$976,750
Less Current Expenditures	$0	$0	$0	$0	$0	$0
Balance Closure Costs	$976,750	$976,750	$976,750	$976,750	$976,750	$976,750
BEGINNING LIFE IN YRS	9.24	9.24	9.24	9.24	9.24	9.24
COST PER YEAR	$105,708.87	$105,708.87	$105,708.87	$105,708.87	$105,708.87	$105,708.87
NUMBER OF LIFE YEARS REMAINING	5.72	5.00	4.30	3.65	3.01	2.39
MONTH	June 30,2009	June 30,2010	June 30,2011	June 30,2012	June 30,2012	June 30,2013
NUMBER OF YEARS OF LANDFILL LIFE USED	3.52	4.24	4.94	5.59	6.23	6.85
TOTAL CLOSURE/POST CLOSURE COST ALLOCATION TO BE ACCUMULATED 5701 SINKING FUND	$372,095	$448,206	$522,202	$590,913	$658,566	$724,106
ORIGINAL ALLOCATION FROM GENERAL FUND	$300,000	$300,000	$300,000	$300,000	$300,000	$300,000
BALANCE REQUIRED	$72,095	$148,206	$222,202	$290,913	$358,566	$424,106
LESS PREVIOUS ADDITION TO FUND 5701	$0	($74,005)	($102,727)	($125,105)	($363,762)	($363,762)
		(1)	(2)	(3)		
AMOUNT ADDED TO FUND 5701 CURRENT FISCAL YEAR	$0	$74,201	$119,475	$165,808	-$5,196	$60,344

(1) Addition based on Budget estimate 2/20/09
(2) Addition based on Budget estimate 2/15/10 - previous year $74,005 + Current year $28,722 = $102,727
(3) Addition based on Budget estimate 1/20/11 - previous years $102,727 + Current Year $22,378 = $125,015
(4) Addition based on Budget estimate 2/9/12 - previous years $125,015 + Current Year $238,747 = $363,762

SOLID WASTE MANAGEMENT POST CLOSURE
February 9, 2013

	FY 2008/2009	FY 2009/2010	FY 2010/2011	FY 2011/2012	FY 2012/2013	FY 2013/2014
ESTIMATED CLOSURE POST CLOSURE COSTS	$523,500	$523,500	$523,500	$523,500	$523,500	$523,500
Less Current Expenditures	$0	$0	$0	$0	$0	$0
Balance Closure Costs	$523,500	$523,500	$523,500	$523,500	$523,500	$523,500
BEGINNING LIFE IN YRS	9.24	9.24	9.24	9.24	9.24	9.24
COST PER YEAR	$56,655.84	$56,655.84	$56,655.84	$56,655.84	$56,655.84	$56,655.84
NUMBER OF LIFE YEARS REMAINING	5.72	5.00	4.30	3.65	3.01	2.39
MONTH	June 30,2009	June 30,2010	June 30,2011	June 30,2012	June 30,2012	June 30,2013
NUMBER OF YEARS OF LANDFILL LIFE USED	3.52	4.24	4.94	5.59	6.23	6.85
TOTAL CLOSURE/POST CLOSURE COST ALLOCATION TO BE ACCUMULATED 5701 SINKING FUND	$199,429	$240,221	$279,880	$316,706	$352,966	$388,093
ORIGINAL ALLOCATION FROM GENERAL FUND	$0	$0	$0	$0	$0	$0
BALANCE REQUIRED	$199,429	$240,221	$279,880	$316,706	$352,966	$388,093
LESS PREVIOUS ADDITION TO FUND 5701	$0	$0	$0	$0	$0	($355,799)
AMOUNT ADDED TO FUND 5701 CURRENT FISCAL YEAR	$0	$0	$0	$0	$352,966	$32,294

LEXINGTON COUNTY - Solid Waste Management

CAPACITY PROJECTION - EDMUND C&D LANDFILL

Budget Estimate for Closure/PostClosure

Fiscal Year	Edmund C&D Landfill Tonnage	Landfill Life In Years	
Available Capacity - Tons(1)	832,000		
		9.24	
Disposed FY 2004/2005 (2)	31,250		
Capacity as of 7/01/05	800,750	8.90	
Disposed FY 2005/2006	70,483		
Capacity as of 7/01/06	730,267	8.11	
Disposed FY 2006/2007	78,367		
Capacity as of 7/01/07	651,900	7.24	
Disposed FY 2007/2008	70,785		
Capacity as of 7/01/08	581,115	6.46	
Disposed FY 2008/2009	66,428		
Capacity as of 7/01/09	514,687	5.72	
Disposed FY 2009/2010	64,916		
Capacity as of 7/01/10	449,771	5.00	
Disposed FY 2010/2011	62,740		
Capacity as of 7/01/11	387,031	4.30	
Disposed FY 2011/2012	58,733		
Capacity as of 7/01/12	328,298	3.65	
Disposed FY 2012/2013	57,433		Estimate
Capacity as of 7/01/13	270,865	3.01	
Disposed FY 2013/2014	56,000		Estimate
Capacity as of 7/01/14	214,865	2.39	
Disposed FY 2014/2015	0		
Capacity as of 7/01/15	214,865	2.39	
Disposed FY 2015/2016	0		
Capacity as of 7/01/16	214,865	2.39	
Disposed FY 2016/2017	0		
Capacity as of 7/01/17	214,865	2.39	
Disposed FY 2017/2018	0		
Capacity as of 7/01/18	214,865	2.39	
Disposed FY 2018/2019	0		
Capacity as of 7/01/19	214,865	2.39	
Disposed FY 2019/2020	0		
Capacity as of 7/01/20	214,865	2.39	

(1) Capacity based on February 2005 Engineering Topo - Alliance Engineering Revised Feb 2012 based on 1,300 lbs/cubic yard

(2) Tonnage is for the remaining portion of the year - February 2005 to June 2005
Feb-12

COUNTY OF LEXINGTON
SOLID WASTE TIRES
Annual Budget
Fiscal Year - 2013-14

Object Code	Revenue Account Title	Actual 2011-12	Received Thru Dec 2012-13	Amended Budget Thru Dec 2012-13	Projected Revenues Thru Jun 2012-13	Requested 2013-14	Recommend 2013-14	Approved 2013-14
	***Solid Waste Tire 5710:**							
	Revenues:							
422000	Landfill - Tires	100,190	56,640	98,000	98,000	82,200		
461000	Investment Interest	117	102	300	300	300		
	**** Total Revenue**	100,307	56,742	98,300	98,300	82,500		
	*****Total Appropriation**				196,577	119,283		
	Noncash Expenses:							
	Depreciation				4,166	4,166		
	FUND BALANCE							
	Beginning of Year (Fund Bal. minus F/A)				219,879	125,768	125,768	125,768
	FUND BALANCE - Projected							
	End of Year				125,768	93,151	125,768	125,768

Fund: 5710
Division: Public Works
Organization: 121204 - Solid Waste / Landfill Operations

Object Code	Expenditure Classification	2011-12 Expend	2012-13 Expend (Dec)	2012-13 Amended (Dec)	*BUDGET* 2013-14 Requested	2013-14 Recommend	2013-14 Approved
	Operating Expenses						
520100	Contracted Maintenance	7,362	3,419	11,111	11,163		
520240	Tire Disposal	52,508	23,171	54,600	55,550		
522100	Heavy Equipment Rep. & Maint.	30,586	36	45,000	45,904		
522300	Vehicle Repairs & Maintenance	286	12	5,000	2,000		
525400	Gas, Fuel, & Oil	137	0	0	0		
529903	Contingency	0	0	30,000	0		
530100	Depreciation Expense	3,691	0	4,166	4,166		
590300	Loss on Disposal of Fixed Assets	0	0	0			
	*** Total Operating**	**94,570**	**26,638**	**149,877**	**118,783**		
	****Total Personnel & Operating**	**94,570**	**26,638**	**149,877**	**118,783**		
	Capital						
540000	Small Tools & Minor Equipment	0	0	500	500		
599999	Capital Clearing	0	0	0	0		
	All Other Equipment	0	16,200	46,200	0		
	****Total Capital**	**0**	**16,200**	**46,700**	**500**		
	**** Total Budget Appropriation**	**94,570**	**42,838**	**196,577**	**119,283**		

SECTION IV

COUNTY OF LEXINGTON

Capital Item Summary
Fiscal Year - 2013-2014

Fund # 5700 Fund Title: Solid Waste Management
Organization # 121204 Organization Title: Solid Waste/ State Tire
Program # Program Title: State Tire

Qty	Item Description	***BUDGET*** 2013-2014 Requested Amount
1	Small Tools & Minor Equipment	500

SECTION V – PROGRAM OVERVIEW

Summary of Programs:

Program 1 – State Tire Fund

Program 1: Waste Tire Disposal

Objectives:

This program is for the disposal of all waste tires. The State Tire Fund is received on a quarterly basis and provides the funds for this account. Whole tires are banned from Landfills, per South Carolina Department of Health and Environmental Control, Solid Waste Policy and Management Act. In order to properly dispose of tires we contract with an outside vendor to pickup and recycle the waste tire collected at the Edmund Landfill. In addition to contractual service, the State Tire Fund also allows for the purchase of all tools and equipment necessary for this operation.

SERVICE LEVELS

Service Level Indicators

Service Levels Tire Disposal	Actual FY 10/11	Actual FY 11/12	Estimated FY 12/13	Projected FY 13/14
Tons	455	549	510	550

SECTION VI. – LINE ITEM NARRATIVES

SECTION VI. A. – SUMMARY OF REVENUES

SECTION VI. B. – LISTING OF POSITIONS

SECTION VI. C. – OPERATING LINE ITEM NARRATIVES

520300 – CONTRACTED MAINTENANCE **$11,163**

This account will cover the expenditures for one year for one (1) piece of heavy equipment to include Total Maintenance & Repair (TM&R) for mechanical and general maintenance and fire protection system. This piece of equipment is serviced every 500 operating hours for (TM&R) and the monthly cost is a set price to cover all maintenance, except for ground engaging tools

Total Maintenance & Repair (TM&R) per month.	$ 694.17
	X .12
Total	$ 8,330.00
S.C. SALE TAX @ 7%	$ 583.10
Total for TM&R	$ 8,913.10
Fire protection inspection (quarterly)	$175.00
	X . 4
Total	$ 700.00
S.C. sale tax @7%	$ 49.00
Total inspection	$749.00
Estimated replacement parts for the fire protection system & auto lube	$ 1,500.00
Total	$ 11,162.10

520240 - TIRE DISPOSAL SERVICES **$55,550**

This account is to cover the cost of disposing waste tires. Whole tires are banned from Landfills, per SCDHEC. In order to dispose of tires the only alternative is to ship them to a local vendor for recycling.

Total Estimated: 550 tons x $101.00/ton = $55,550.00

522100 - HEAVY EQUIPMENT REPAIR & MAINTENANCE **$45,904**

This account is to cover the cost of replacement tires and other repairs not covered under the TM&R for the 2012 John Deere 624-K Front End Loader. Replacement Tires-$33,904 + Estimated Replacement Parts-$12,000 = $45,904

522300 - VEHICLE REPAIRS & MAINTENANCE **$2,000**

This account is to cover the cost of repairs as needed for the 1998 Freightliner Boom Truck Co # 20311.

530100 - DEPRECIATION **$4,166**

This cost will cover the depreciation of our equipment, as provided by the Finance Department

SECTION VI. D. – CAPITAL LINE ITEM NARRATIVES

CAPITAL REQUEST

540000 - SMALL TOOLS & MINOR EQUIPMENT **$500**

These funds will be used to purchase small tools and minor equipment to maintain Loader and Boom Truck.

COUNTY OF LEXINGTON
SOLID WASTE DHEC MANAGEMENT GRANT
Annual Budget
Fiscal Year - 2013-14

Object Code	Revenue Account Title	Actual 2011-12	Received Thru Dec 2012-13	Amended Budget Thru Dec 2012-13	Projected Revenues Thru Jun 2012-13	Requested 2013-14	Recommend 2013-14	Approved 2013-14
	***Solid Waste DHEC Management Grant 5720:**							
	- Reimbursement Grant -							
	Revenues:							
458000	State Grant Income	3,230	7,000	5,000	5,000	40,000		
461000	Investment Interest	0	0	0	0	0		
	**** Total Revenue**	3,230	7,000	5,000	5,000	40,000		
	*****Total Appropriation**				5,000	40,000		
	FUND BALANCE Beginning of Year				1,444	1,444	1,444	1,444
	FUND BALANCE - Projected End of Year				1,444	1,444	1,444	1,444

Fund: 5720
Division: Public Works
Organization: 121207 - Solid Waste / Recycling

Object Code	Expenditure Classification	2011-12 Expend	2012-13 Expend (Dec)	2012-13 Amended (Dec)	***BUDGET*** 2013-14 Requested	2013-14 Recommend	2013-14 Approved
	Personnel						
	*** Total Personnel**	**0**	**0**	**0**	**0**		
	Operating Expenses						
520200	Contracted Services	3,230	0	0	0		
520300	Professional Services	0	0	0	40,000		
520400	Advertising & Publicity	0	0	1,267			
521200	Operating Supplies	0	0	0			
521213	Public Education Supplies	0	0	3,733			
525100	Postage	0	0	0			
	*** Total Operating**	**3,230**	**0**	**5,000**	**40,000**		
	****Total Personnel & Operating**	**3,230**	**0**	**5,000**	**40,000**		
	Capital						
599999	Capital Clearing	(29,112)	0	0	0		
	All Other Equipment	29,112	0	0	0		
	****Total Capital**	**0**	**0**	**0**	**0**		
	**** Total Budget Appropriation**	**3,230**	**0**	**5,000**	**40,000**		

SECTION V. – PROGRAM OVERVIEW

Summary of Program

DHEC Solid Waste Management Grant

Objective:

This program is a proposed grant application with South Carolina Department of Health and Environmental Control (DHEC). DHEC is offering grant funds for programs that demonstrably impact the recycling rate through increased collection and recycling. The proposed grant request would help Lexington County expand and improve its recycling program.

SECTION VI. A. – LINE ITEM NARRATIVES

SECTION VI. B. – SUMMARY OF REVENUES

458000 – STATE GRANT INCOME **$40,000**

SECTION VI. B – LISTING OF POSITIONS

SECTION VI. C. OPERATING LINE ITEM NARRATIVES

520300 - PROFESSIONAL SERVICES **$ 40,000**

Grant funds will be used to help improve recycling program's efficiency and increase recycling rate.

COUNTY OF LEXINGTON
SOLID WASTE TIRE GRANT
Annual Budget
Fiscal Year - 2013-14

Object Code	Revenue Account Title	Actual 2011-12	Received Thru Dec 2012-13	Amended Budget Thru Dec 2012-13	Projected Revenues Thru Jun 2012-13	Requested 2013-14	Recommend 2013-14	Approved 2013-14
	*** Waste Tire Grant 5721:**							
	- Reimbursement Grant -							
	Revenues:							
458000	State Grant Income	3,599	2,699	33,750	33,750	3,750		
461000	Investment Interest	0	0	0	0	0		
	**** Total Revenue**	3,599	2,699	33,750	33,750	3,750		
	*****Total Appropriation**				33,750	3,750		
	FUND BALANCE							
	Beginning of Year				215	215	215	215
	FUND BALANCE - Projected							
	End of Year				215	215	215	215

Fund: 5721
Division: Public Works
Organization: 121207 - Solid Waste / Recycling

Object Code	Expenditure Classification	2011-12 Expend	2012-13 Expend (Dec)	2012-13 Amended (Dec)	2013-14 Requested	***BUDGET*** 2013-14 Recommend	2013-14 Approved
	Operating Expenses						
520400	Advertising $ Publicity	2,360	0	0	0		
521213	Public Education Supplies	550	0	3,000	3,000		
525210	Conference, Meeting & Training Expenses	689	0	750	750		
	*** Total Operating**	**3,599**	**0**	**3,750**	**3,750**		
	****Total Personnel & Operating**	**3,599**	**0**	**3,750**	**3,750**		
	Capital						
	All Other Equipment	0	0	30,000	0		
	****Total Capital**	**0**	**0**	**30,000**	**0**		
	**** Total Appropriation**	**3,599**	**0**	**33,750**	**3,750**		

SECTION V – PROGRAM OVERVIEW

Summary of Program

DHEC Waste Tire Grant

Objective:

This program is a proposed grant application with South Carolina Department of Health and Environmental Control (DHEC).

The funds will be used to educate the public about proper tire disposal. Funds will also be used to send staff to the Carolina Recycling Annual Conference or the SWANA Annual conference to promote professional development.

SECTION VI. – LINE ITEM NARRATIVES

SECTION IV. A. – SUMMARY OF REVENUES

458000 – STATE GRANT INCOME **$3,750**

SECTION VI. B – LISTING OF POSITIONS

SECTION VI. C. OPERATING LINE ITEM NARRATIVES

521213 PUBLIC EDUCATION SUPPLIES **$3,000**

Funds to cover the purchase of educational supplies, brochures, etc.

525210 CONFERENCE AND MEETING EXPENSES **$750**

Funds to cover the cost for staff to attend the Carolina Recycling Association's annual conference or other professional development.

SECTION VI. D. –CAPITAL LINE ITEM NARRATIVES

COUNTY OF LEXINGTON
DHEC USED OIL GRANT
Annual Budget
Fiscal Year - 2013-14

Object Code	Revenue Account Title	Actual 2011-12	Received Thru Dec 2012-13	Amended Budget Thru Dec 2012-13	Projected Revenues Thru Jun 2012-13	Requested 2013-14	Recommend 2013-14	Approved 2013-14
	***DHEC Used Oil Grant 5722:**							
	- Reimbursement Grant -							
	Revenues:							
458000	State Grant Income	12,960	2,830	59,939	59,939	16,850		
805700	Op Trn from Solid Waste	0	0	0	0	0		
	**** Total Revenue**	12,960	2,830	59,939	59,939	16,850		
	*****Total Appropriation**				59,939	16,850		
	FUND BALANCE							
	Beginning of Year				0	0	0	0
	FUND BALANCE - Projected							
	End of Year				0	0	0	0

Fund: 5722
Division: Public Works
Organization: 121207 - Solid Waste / Recycling

Object Code	Expenditure Classification	2011-12 Expend	2012-13 Expend (Dec)	2012-13 Amended (Dec)	***BUDGET*** 2013-14 Requested	2013-14 Recommend	2013-14 Approved
	Operating Expenses						
520400	Advertising and Publicity	1,831	0	2,000	2,000		
521200	Operating Supplies	9,801	0	7,400	7,600		
521213	Public Education Supplies	329	0	3,000	3,000		
525210	Conference, Meeting & Training Expense	999	0	750	750		
	*** Total Operating**	**12,960**	**0**	**13,150**	**13,350**		
	****Total Personnel & Operating**	**12,960**	**0**	**13,150**	**13,350**		
	Capital						
599999	Capital Clearing	(20,809)	0	0	0		
	All Other Equipment	20,809	29,564	46,789	3,500		
	****Total Capital**	**0**	**29,564**	**46,789**	**3,500**		
	**** Total Appropriation**	**12,960**	**29,564**	**59,939**	**16,850**		

SECTION IV

COUNTY OF LEXINGTON
Capital Item Summary
Fiscal Year - 2013 - 2014

Fund # 5722 Fund Title: Solid Waste/ DHEC Used Oil Grant
Organization # 121207 Organization Title: Recycling
Program # Program Title: DHEC Used Oil Grant

Qty	Item Description	***BUDGET*** 2013-2014 Requested Amount
2	Farmer Oil Tank Consersion Kits	$3,500

**** Total Capital (Transfer Total to Section III)** **3,500**

SECTION V – PROGRAM OVERVIEW

Summary of Programs

DHEC Used Oil Recycling Grant

Objective:

This program is a proposed grant application with South Carolina Department of Health and Environmental Control (DHEC). Funding is being requested to maintain and upgrade our used oil collection program, educate our residents about the program and provide training for our County staff.

Obtain funding to purchase (2) Famer Oil Tank Conversion kits. Also requested are oil bottle bags.

Funding will also help educate the public about our program by developing and printing a used oil recycling brochure, running advertisements in the newspaper and placing billboards in visible areas.

Finally, funding will be used to send staff to the Carolina Recycling Association Conference.

SECTION VI. – LINE ITEM NARRATIVES

SECTION VI. A. – SUMMARY OF REVENUES

458000 – State Grant Income	**$16,850**

SECTION VI. B. – LISTING OF POSITIONS

SECTION VI. C. OPERATING LINE ITEM NARRATIVES

520400 - ADVERTISING AND PUBLICITY **$2,000**

(1) Advertisement in Neighbors section of The State newspaper promoting the county's used oil recycling program. (1 newspaper advertisement x $515.00 each = $515.00).

(3) Billboard advertisements placed in various locations around the county promoting the recycling of used motor oil. (3 billboards x $495.00 each = $1,485).

521200 - OPERATING SUPPLIES **$7,600**

(20) Boxes of Oil Bottle Bags (Box of 100) x $380/Box = $7,600
These bags are used to line oil bottle recycling containers used for the collection and recycling of oil bottles from the County's 11 collection and recycling Centers.

521213 - PUBLIC EDUCATION **$3,000**

(10,000) Used Oil Recycling Brochures
Brochures printed on recycled paper to educate residents about Lexington County's used oil recycling program. The brochures will be distributed via mail, presentations, special events, collection and recycling centers. (10,000 x 0.30each = $3,000)

525210 CONFERENCE AND MEETING EXPENSE **$750**

The $750 professional development allotment will be used toward staff attendance at the Carolina Recycling Association Annual Meeting.

SECTION VI. D. –CAPITAL LINE ITEM NARRATIVES

5AD000 (2) Farmer Oil Tank Conversion Kits **$3,500**

Funding will be requested to convert 2 farmer oil used oil collection tanks into gas/oil mixture collection tanks. These tanks are located at the Leesville and Summit Collection and Recycling Centers.

COUNTY OF LEXINGTON
LEXINGTON COUNTY AIRPORT AT PELION
Annual Budget
FY 13-14 Estimated Revenue

Object Code	Revenue Account Title	Actual 2011-12	Received Thru Dec 2012-13	Amended Budget Thru Dec 2012-13	Projected Revenues Thru Jun 2012-13	Requested 2013-14	Recommend 2013-14	Approved 2013-14
	*** Lexington County Airport at Pelion 5800:**							
	Revenues:							
438430	Aviation Fuel Sales	64,909	69,186	77,912	77,912	68,305		
438431	Aviation Fuel Cost	(59,679)	(65,032)	(65,225)	(65,225)	(59,040)		
438900	Auction Sales	0	0	0	0	0		
439900	Misc Fees, Permits, and Sales	0	0	0	0	0		
450000	Rental Income	23,938	11,595	26,100	26,100	26,100		
457001	FAA Funding (AIP)	0	0	0	0	0		
458003	State Aeronautics Funds	0	0	0	0	0		
461000	Investment Interest	324	272	560	560	0		
469900	Miscellaneous Revenue	0	1,536	0	0	0		
801000	Op Trn from General Fund	50,000	50,000	50,000	50,000	50,000		
822000	RET from Economic Development	0	0	0	0	0		
	Total Revenue	**79,492**	**67,557**	**89,347**	**89,347**	**85,365**		
Expenses:								
	Total Personnel & Operating		29,005	(1,237)	89,347	31,117		
	Depreciation		82,206	0	20,000	82,206		
	***Total Expense**		**111,211**	**(1,237)**	**109,347**	**113,323**		
Noncash Expenses:								
	Depreciation: Add Back In		82,206	0	20,000	82,206		
	Net Cash		**38,552**	**90,584**	**0**	**54,248**		
	Add back Contingency							
	FUND BALANCE Beginning - Cash/Fund Balance				363,958	363,958	363,958	363,958
	FUND BALANCE End of Year - Projected - Cash/Fund Balance				363,958	418,206	363,958	363,958

COUNTY OF LEXINGTON
LEXINGTON COUNTY AIRPORT AT PELION
Annual Budget
Fiscal Year - 2012-13

Fund: 5800
Division: Airport
Organization: 580010 - Airport Administration

Object Code	Expenditure Classification	2011-12 Expend	2012-13 Expend (Dec)	2012-13 Amended (Dec)	BUDGET 2013-14 Requested	2013-14 Recommend	2013-14 Approved
	Personnel						
510300	Part Time - 1	0	0	0	0		
511112	FICA Cost	0	0	0	0		
511113	State Retirement	0	0	0	0		
511130	Workers Compensation	0	0	0	0		
	*** Total Personnel**	**0**	**0**	**0**	**0**		
	Operating Expenses						
520100	Contracted Maintenance	0	0	200	200		
520200	Contracted Services	1,200	1,200	5,000	5,000		
520300	Professional Services	0	0	0	0		
520400	Advertising & Publicity	0	0	100	100		
520500	Legal Services	0	1,815	3,000	3,000		
521000	Office Supplies	0	0	500	500		
521100	Duplicating	0	0	75	75		
521200	Operating Supplies	0	0	1,000	1,000		
522000	Building Repairs & Maintenance	4,153	445	5,000	5,000		
522200	Small Equipment Repair & Maintenance	15,700	(9,310)	5,000	5,000		
522201	Fuel Site Repair & Maintenance	0	599	825	825		
524000	Building Insurance	1,918	929	2,482	2,482		
524010	Equipment Insurance	0	0	0	0		
524201	General Tort Liability Insurance	0	0	0	0		
524202	Surety Bonds	0	0	0	0		
525000	Telephone	228	114	300	300		
525210	Conference, Meeting & Training Expense	0	0	1,200	1,200		
525230	Subscriptions, Dues, & Books	35	35	35	35		
525240	Personal Mileage Reimbursement	0	0	200	200		
525390	Utilities - Pelion Airport	5,671	2,736	6,000	6,000		
526500	Licenses & Permits	100	200	200	200		
529903	Contingency	0	0	58,230	0		
530100	Depreciation Expense	82,206	0	20,000	82,206		
	*** Total Operating**	**111,211**	**(1,237)**	**109,347**	**113,323**		
	**** Total Personnel & Operating**	**111,211**	**(1,237)**	**109,347**	**113,323**		
	Capital						
540000	Small Tools & Minor Equipment	0	0	0	0		
540010	Minor Software	180	0	0	0		
	**** Total Capital**	**180**	**0**	**0**	**0**		
	***** Total Expenses**	**111,391**	**(1,237)**	**109,347**	**113,323**		

COUNTY OF LEXINGTON
AIRPORT CAPITAL PROJECTS
Annual Budget
FY 2013-14 Estimated Revenue

Object Code	Revenue Account Title	Actual 2011-12	Received Thru Dec 2012-13	Amended Budget thru Dec. 2012-13	Projected Revenues Thru Jun 2012-13	Requested 2013-14	Recommend 2013-14	Approved 2013-14
	***Airport Capital Projects 5801:**							
	Revenues:							
457001	FAA Funding (AIP)	110,801	5,542	925,304	925,304	157,500		
458003	State Aeronautics Funds	8,539	0	36,610	36,610	8,750		
461000	Investment Interest	45	0	500	500	0		
802000	Op Trn from Economic Dev.	157,164	3,270	67,836	67,836	0		
821000	RET form General Fund	50,000	50,000	50,000	50,000	50,000		
	**** Total Revenue**	326,549	58,812	1,080,250	1,080,250	216,250		
	*****Total Appropriation**				1,228,352	175,000		
	Contingency:				203,110	0		
	FUND BALANCE Beginning of Year				219,426	274,434	274,434	274,434
	FUND BALANCE - Projected End of Year				274,434	315,684	274,434	274,434

COUNTY OF LEXINGTON
AIRPORT CAPITAL PROJECTS
Annual Budget
FY 2013-14 Estimated Revenue

Fund: 5801
Division: Airport
Organization: 580020 - Airport Projects
Organization: 580021 - Airport General Projects

Object Code	Expenditure Classification	2011-12 Expend	2012-13 Expend (Dec)	2012-13 Amended (Dec)	BUDGET 2013-14 Requested	2013-14 Recommend	2013-14 Approved
	Personnel (Organization - 580020)						
	*** Total Personnel**	**0**	**0**	**0**	**0**		
	Operating Expenses (Organization - 580020)						
520303	Accounting/Audting Services	550	0	0	0		
530100	Depreciation Expense	33,998	0	0	0		
	*** Total Operating**	**34,548**	**0**	**0**	**0**		
	**** Total Personnel & Operating**	**34,548**	**0**	**0**	**0**		
	Capital (Organization - 580020)						
549904	Capital Contingency	0	0	203,110	0		
549998	Capital Projects (In-kind)	0	0	0	0		
599999	Capital Clearing	(73,451)	0	0	0		
5A7338	Apron & Taxiway Recoupment	0	0	0	0		
5A7340	T-Hanger Additions	0	39,302	560,000	0		
5AA260	Property Acquisition (RW 35 RPZ)	0	0	296,000	0		
5AA426	Taxiway Realignment	6,337	0	7,086	0		
5AB371	Master Plan Update	0	0	0	0		
5AB496	Airport Layout Plan (ALP)	67,114	0	40,860	0		
5AD602	Security Fence Relocation	0	0	54,480	0		
	Runway Widening and Structural Improvements				175,000		
	**** Total Capital**	**0**	**39,302**	**1,161,536**	**175,000**		
	Capital (Organization - 580021)						
599999	Capital Clearing	(158,184)	0	0	0		
5AC380	Property Acquisition (010800-03-025)	136,556	0	0	0		
5AC381	Legal Closing Cost	14,128	0	3,373	0		
5AC382	Environmental Cost	7,500	2,250	35,810	0		
5AC389	Contingency	0	0	27,633	0		
	**** Total Capital**	**0**	**2,250**	**66,816**	**0**		
	***** Total Budget Appropriation**	**34,548**	**41,552**	**1,228,352**	**175,000**		

COUNTY OF LEXINGTON
OTHER PROPRIETARY FUNDS
COMBINED STATEMENT OF REVENUE, EXPENDITURES, AND CHANGES IN FUND BALANCE
FISCAL YEAR 2013-14

	Motor Pool (6590)	Workers Compensation (6710)	Employee Insurance (6730)	Post-Employment Insurance (6731)	Risk Management (6790)	Total 2013-14
REVENUE:						
Fees & Permits	186,450	0	0	0	0	186,450
Insurance Contributions	0	2,702,597	13,173,367	2,367,000	0	18,242,964
Investment Interest	2,000	18,039	35,905	20,461	0	76,405
Gain on Sale of Fixed Assets	10,000	0	0		0	10,000
TOTAL REVENUE	198,450	2,720,636	13,209,272	2,387,461	0	18,515,819
EXPENDITURES:						
Personnel & Operating	147,040	1,979,534	13,289,728	412,709	171,993	16,001,004
Depreciation	60,000	0	0	0	100	60,100
Capital Outlay	107,210	0	0	0	400	107,610
TOTAL EXPENDITURES	314,250	1,979,534	13,289,728	412,709	172,493	16,168,714
NON-CASH EXPENSE (Add Back)						
Depreciation	60,000	0	0	0	100	60,100
EXCESS (DEFICIENCY) OF REVENUES OVER EXPENDITURES	(55,800)	741,102	(80,456)	1,974,752	(172,393)	2,407,205
OTHER FINANCING SOURCES (USES):						
Transfer to Risk Management	0	(172,093)	0	0	172,093	0
EXCESS (DEFICIENCY) OF REVENUES AND OTHER FINACING SOURCES OVER EXPENDITURES AND OTHER USES	(55,800)	569,009	(80,456)	1,974,752	(300)	2,407,205
FUND BALANCE - Estimated Beginning of Year 7-01-13	492,498	3,927,128	8,810,186	13,462,107	67,295	26,759,214
FUND BALANCE - Projected End of Year 6-30-14	436,698	4,496,137	8,729,730	15,436,859	66,995	29,166,419

SECTION I

COUNTY OF LEXINGTON
MOTOR POOL
Annual Budget
Fiscal Year - 2013-14

Fund 6590
Division: General Services
Organization: 111500 - Motor Pool

Summary Page	2011-12 Actual	2012-13 Actual (Dec)	2012-13 Amended (Dec)	2013-14 Requested	*BUDGET* 2013-14 Recommend	*BUDGET* 2013-14 Approved
Activity From Operations:						
Revenues:						
438700 Motor Pool Service Charges	174,481	86,928	180,375	186,450		
461000 Investment Interest	1,011	457	2,000	2,000		
490100 Sale of Fixed Assets	6,525	0	6,000	10,000		
Total Revenues	**182,017**	**87,385**	**188,375**	~~198,450~~		
Expenditures:						
Operations	85,141	38,720	156,845	199,390		
Depreciation	74,763	0	60,000	60,000		
Capital Outlay	0	49,764	60,000	104,000		
Total Expenditures	**159,904**	**88,484**	**276,845**	~~363,390~~ 0		
Noncash Expenses:						
Depreciation: Add Back In	74,763	0	60,000	60,000		
Net Cash	**96,876**	**(1,099)**	**(28,470)**	~~(104,940)~~ (44,940)		
Income Calculation:						
Capital Outlay: Add Back In	0	49,764	60,000	104,000		
Net Income (Loss)	**22,113**	**48,665**	**(28,470)**	~~(60,940)~~ (940)		
FUND BALANCE Beginning - Cash			520,968	492,498	492,498	492,498
FUND BALANCE End of Year - Projected - Cash			492,498	~~387,558~~ 447,558	492,498	492,498

SECTION II

COUNTY OF LEXINGTON
Proposed Revenues
Fines, Fees, and Other
Budget FY - 2013-2014

Fund #: 6590 Fund Name: Motor Pool

Organ. #: 111500 Organ. Name: Motor Pool

Revenue Code	Fee Title	Actual Fees FY 2010-11	Actual Fees FY 2011-12	12/31/2012 Year-to-Date FY 2012-13	Anticipated Fiscal Year Total FY 2012-13	Budget				
						Units of Service	Current Fee	Total Estimated Fees FY 2013-14	Proposed Fee Change	Total Proposed Estimated Fees FY 2013-14
438700	Service Charge	$157,899	$174,481	$86,928	$180,375	330,000	0.555	183,150	0.565	186,450
461000	Investment Interest	$1,742	$1,011	$457	$2,000			$ 2,000		$ 2,000
490100	Sale of Fixed Assets	$7,540	$6,525	$0	$6,000	5	$ 2,000	$ 10,000		$ 10,000

SECTION III

COUNTY OF LEXINGTON
MOTOR POOL
Annual Budget
Fiscal Year - 2013-14

Fund 6590
Division: General Services
Organization: 111500 - Motor Pool

Object Code	Expenditure Classification	2011-12 Expenditure	2012-13 Expend (Dec)	2012-13 Amended (Dec)	2013-14 Requested	*BUDGET* 2013-14 Recommend	2013-14 Approved
	Personnel						
	*** Total Personnel**	**0**	**0**	**0**			
	Operating Expenses						
520233	Towing Service	165	0	280	150		
522300	Vehicle Repairs & Maintenance	11,669	3,589	17,550	13,700		
524100	Vehicle Insurance - 30	15,370	7,950	16,380	16,380		
525400	Gas, Fuel, & Oil	57,937	27,181	72,635	59,160		
529903	Contingency	0	0	50,000	50,000		
530100	Depreciation	74,763	0	60,000	60,000		
	*** Total Operating**	**159,904**	**38,720**	**216,845**	**199,390**		
	**** Total Personnel & Operating**	**159,904**	**38,720**	**216,845**	**199,390**		
	Capital						
599999	Capital Clearing	(89,713)	0	0	0		
540000	Small Tools and Minor Equipment	0	0	0	0		
	All Other Equipment	89,713	49,764	60,000	104,000		
	**** Total Capital**	**0**	**49,764**	**60,000**	**104,000**		
	***** Total Budget Appropriation**	**159,904**	**88,484**	**276,845**	303,390		

SECTION IV

COUNTY OF LEXINGTON
Capital Item Summary
Fiscal Year - 2013-2014

Fund # 6590
Organizatio 111500 Organization Title: Motorpool

Qty	Item Description	***BUDGET*** 2013-2014 Requested Amount
540000	Small Tools and Minor Equipment	0
540010	Minor Software	0

ALL OTHER EQUIPMENT

Qty	Item Description	Amount
1	Used, Redirected, Intermediate SUV, Ford Escape currently assigned to Public Safety Ad	8,000
1	SUV Intermediate, All wheel drive replacement	24,000
1	SUV Intermediate, All wheel drive replacement	24,000
1	SUV Intermediate, All wheel drive replacement	24,000
1	SUV Intermediate, All wheel drive replacement	24,000

**** Total Capital (Transfer Total to Section III) 104,000**

SECTION V. – PROGRAM OVERVIEW

Summary of Programs:

To provide clean, well maintained, safe vehicles to support our other county departments in their day-to-day operations and to provide adequate transportation for special requests out of town.

SECTION V. – SERVICE LEVELS

Service Levels Indicators:

	Actual FY 2010-11	Actual FY 2011-12	Estimated FY 2012-13	Projected FY 2013-14
Miles Driven	**277,874**	**314,868**	**322,768**	**330,000**

SECTION VI. – LINE ITEM NARRATIVES

SECTION VI. A. – SUMMARY OF REVENUES

Service Charge

The rental rate is currently $0.555 per mile for each vehicle in the motor pool.
The proposed new rate is $0.565 as per federal mileage rates

SECTION VI. B. – LISTING OF POSITIONS

There are no positions dedicated to the management and operation of the Motor Pool. Fleet Services oversees the management and operation using existing personnel on an as needed basis.

SECTION VI. C. – OPERATING LINE ITEM NARRATIVES

520233 – TOWING SERVICE **150**

This account will fund the cost of towing expenses incurred for the thirty (30) vehicles operated in the motor pool.

522300 – VEHICLE REPAIRS & MAINTENANCE **13,700**

This account will fund the cost of repairs and routine maintenance on the thirty (30) vehicles operated in the motor pool. This request is based on the actual expenditures in this year's budget, and projections for future maintenance costs.

524100 – VEHICLE INSURANCE **16,380**

This account will fund the cost of liability on thirty (30) vehicles in the motor pool. County employees operate these vehicles on a daily basis only. Cost is $546.00 X 30 = $16,380.00

525400 – GAS, FUEL, & OIL **59,160**

This account will fund the cost of gasoline and oils used by the thirty (30) vehicles assigned to the motor pool. This request is based on actual usage this year.

529903 CONTINGENCY 50,000

530100 DEPRECIATION 60,000

SECTION VI. D. – CAPITAL LINE ITEM NARRATIVES

CAPITAL REQUEST

540000 – Small Tools and Minor equipment **0**

This account is for the purchase of relatively low cost tools and equipment used in the Motor Pool that has a useful life of less than 2 years

ALL OTHER EQUIPMENT

(1) – INTERMEDIATE SUV AWD REPLACEMENT **8,000**

This request will fund the replacement of a 2008 Ford Escape, Asset # 29882, that has exceeded its expected capital recovery. Replacement vehicle will be current County Asset # 31880 operated by Public Safety Administration, that is recommended for replacement with a vehicle more suitable for the Director's operational requirements. The remainder of this vehicles useful life will be within the motor pool.

(1) - INTERMEDIATE SEDAN REPLACEMENT **24,000**

This request will fund the replacement of a 1999 Ford Taurus, Asset # 20795, that has exceeded its expected capital recovery. The vehicle will be replaced by an intermediate AWD SUV off State Contract as they have broader diversity for use in the motor pool.

(1)- INTERMEDIATE SIZE SUV REPLACEMENT **24,000**

This request will fund the replacement of a 2004 Chevrolet Trailblazer, Asset # 25584, that has exceeded its expected capital recovery. This vehicle will be replaced by an intermediate AWD SUV off the State Contract as they have broader diversity for use in the motor pool. Community Development currently is assigned this vehicle and it is used off road as required.

(1)- INTERMEDIATE SIZE SUV REPLACEMENT **24,000**

This request will fund the replacement of a 2003 Chevrolet S-10 Blazer, Asset # 24444, that has exceeded its expected capital recovery. This vehicle will be replaced by an intermediate AWD SUV off the State Contract as they have broader diversity for use in the motor pool

(1)- INTERMEDIATE SIZE SUV REPLACEMENT **24,000**

This request will fund the replacement of a 2006 Jeep Liberty, Asset # 28451, that has exceeded its expected capital recovery. This vehicle will be replaced by an intermediate AWD SUV off the State Contract as they have broader diversity for use in the motor pool. Storm Water Division of PW currently is assigned this vehicle and it is used off road as required.

These vehicles will have exceeded the capital recovery expected and mileage limits within the replacement criteria of the Vehicle Management Policy.

SECTION III

COUNTY OF LEXINGTON
NEW PROGRAM
GENERAL FUND
Annual Budget
Fiscal Year - 2013-14

New Program

Fund: Fund 6590
Division: General Services
Organization: 111500 - Motor Pool

Object Code	Expenditure Classification	BUDGET 2013-14 Requested	2013-14 Recommend	2013-14 Approved
	Personnel			
510100	Salaries & Wages -			
510200	Overtime			
511112	FICA Cost			
511113	State Retirement			
511120	Insurance Fund Contribution -			
511130	Workers Compensation			
511213	State Retirement - Retiree			
	*** Total Personnel**	**0**		
	Operating Expenses			
520300	Professional Services			
520702	Technical Currency & Support			
520800	Outside Printing			
521000	Office Supplies			
521100	Duplicating			
521200	Operating Supplies			
524000	Building Insurance			
524201	General Tort Liability Insurance			
524202	Surety Bonds -			
525000	Telephone			
525006	GPS Monitoring Charges	7,650		
525021	Smart Phone Charges			
525041	E-mail Service Charges -			
525100	Postage			
525110	Other Parcel Delivery Service			
525210	Conference & Meeting Expense			
525230	Subscriptions, Dues, & Books			
525240	Personal Mileage Reimbursement			
525300	Utilities - Admin. Bldg.			
	*** Total Operating**	**7,650**		
	**** Total Personnel & Operating**	**7,650**		
	Capital			
540000	Small Tools & Minor Equipment	3,210		
540010	Minor Software			
	All Other Equipment			
	**** Total Capital**	**3,210**		
	***** Total Budget Appropriation**	**10,860**		

SECTION IV

COUNTY OF LEXINGTON
NEW PROGRAM
Capital Item Summary
Fiscal Year - 2013 - 2014

New Program

Fund # 6590 Fund Title: GPS Monitoring
Organization # 111500 Organization Title: Motor Pool
Program # 1 Program Title: GPS Monitoring

Qty	Item Description	***BUDGET*** 2013-2014 Requested Amount
540000	Small Tools & Minor Equipment	3,210
540010	Minor Software	

SECTION V. – PROGRAM OVERVIEW

Summary of Programs:

To purchase and monitor real time web based GPS vehicle location devices for Motor Pool vehicles. These devices will track all movement and location of Motor Pool vehicles in real time and the web based software will provide a historic database for cost effective management of the Motor Pool fleet. This program is being requested to add twenty (30) GPS vehicle locator units to Motor Pool's vehicles. The GPS locator units will provide effective and efficient management of the County's mobile capital resources by: 1) locating a vehicle that has been in an accident, 2) lowering fuel costs by monitoring and reducing idling times, 3) increasing productivity by tracking / reviewing the daily activity of each vehicle, and 4) locating a vehicle and/or equipment that has been stolen.

Program: **GPS Monitoring of Motor Pool Vehicle Assets**

Objectives:

To provide a management system for department heads whose staff utilize Motor Pool vehicles for occasional use and out of town trips.

To provide the Fleet Manager with a means of monitoring Motor Pool Vehicles for proper usage in accordance with the County's Fleet Management Policy and Anti-Idling Policy. To provide a means to meet staging requirements for Motor Pool Vehicles at Admin Building and other remote locations.

To provide a historic record of the whereabouts of each Motor Pool Vehicle at any given date and time. This is useful in the event of a stolen vehicle, vehicle accident, or potential taxpayer inquiry relative to vehicle use.

To provide a means to identify and minimize unnecessary vehicle trips, excessive idling, speeding, and control fuel costs through operator awareness.

Service Levels:

Based upon last FY usage, the Motor Pool Fleet of 30 vehicles is projected to log 330,000 miles in FY 13/14. This program may well serve to reduce this anticipated total driven miles by 10% and decrease vehicle idle times which would realize a significant cost savings of fuel, maintenance, and wear and tear on the vehicles. It is projected that a 10% cost savings would equate to a $10,000 annual savings for the entire Motor Pool Fleet.

SECTION VI. C. – OPERATING LINE ITEM NARRATIVES

525006 – GPS MONITORING CHARGES **7,650**

This account will fund the cost of activating and monitoring for 30 GPS monitoring devices. These devices will be installed in each Motor Pool vehicle for monitoring of vehicle location and collection of historic usage data.
Activation is $15.00 per unit + $20 per unit for monitoring per month. (30 x $20 x 12 months) = $7,200 plus a onetime fee of (30 x $15.00)= $450.

SECTION VI. D. – CAPITAL LINE ITEM NARRATIVES

CAPITAL REQUEST

540000 – Small Tools and Minor equipment **3,210**

This account is for the purchase of relatively low cost tools and equipment used in the Motor Pool that has a useful life of less than 2 years. This account will also be used to fund the purchase of 30 GPS devices for the Motor Pool vehicles. The cost of these devices is $100 each + tax = $107.00 x 30 = $3,210

COUNTY OF LEXINGTON
WORKER'S COMPENSATION INSURANCE FUND
Annual Budget
Fiscal Year - 2013-14

Fund 6710
Division: Non-departmental
Organization 999900 - Non-departmental

Summary Page	2011-12 Actual	2012-13 Actual (Dec)	2012-13 Amended (Dec)	2013-14 Requested	*BUDGET* 2013-14 Recommend	2013-14 Approved
Activity From Operations:						
Revenues:						
439601 Employer Insurance Contributions	2,096,366	980,251	2,144,353	2,702,597		
439630 Insurance Reimbursements	0	22,624	0	0		
461000 Investment Interest	15,812	7,485	11,117	18,039		
Total Revenues	**2,112,178**	**1,010,360**	**2,155,470**	**2,720,636**		
Expenditures:						
Operations	1,997,123	762,815	2,346,945	1,979,534		
Operating Transfer to Risk Management	165,607	171,895	171,895	172,093		
Total Expenditures	**2,162,730**	**934,710**	**2,518,840**	**2,151,627**		
Noncash Expenses:						
Net Cash	**(50,552)**	**75,650**	**(363,370)**	**569,009**		
Income Calculation						
Net Income (Loss)	**(50,552)**	**75,650**	**(363,370)**	**569,009**		
FUND BALANCE - Estimated Beginning			4,290,498	3,927,128	3,927,128	3,927,128
FUND BALANCE - Projected End of Year			3,927,128	4,496,137	3,927,128	3,927,128

COUNTY OF LEXINGTON
WORKER'S COMPENSATION INSURANCE FUND
Annual Budget
Fiscal Year - 2013-14

Fund 6710
Division: Non-departmental
Organization 999900 - Non-departmental

Object Code	Expenditure Classification	2011-12 Expend	2012-13 Expend. (Dec)	2012-13 Amended (Dec)	2013-14 Requested	*BUDGET* 2013-14 Recommend	2013-14 Approved
	Personnel						
	*** Total Personnel**	**0**	**0**	**0**			
	Operating Expenses						
520206	Background History Screening	5,812	3,707	5,500	10,730		
520209	Driver History Screening	798	396	1,600	1,600		
520301	Safety Management Services	25,200	0	6,000	6,000		
520302	Drug Testing Services	6,355	4,138	14,230	17,980		
521214	Safety Supplies	0	0	0	1,000		
525210	Conference & Meeting Expense	0	535	600	1,350		
525710	Safety Awards	32	0	1,250	1,250		
527305	Workers Comp Insurance Claims	1,321,500	0	1,456,400	0		
527307	SC Workers Compensation Taxes	0	0	30,000	36,000		
527308	WC Second Injury Assessments	143,183	0	90,000	145,000		
527309	Workers Compensation Ins. Premiums	494,243	274,772	491,365	513,069		
527351	WC - Medical Expense	0	247,203	0	646,026		
527352	WC - Legal Expense	0	24,548	0	51,694		
527353	WC - Indemnity Expense	0	222,740	0	570,096		
527358	WC - Recoveries	0	(16,172)	0	(34,808)		
527359	WC - Miscellaneous Expense	0	948	0	12,547		
529903	Contingency	0	0	250,000	0		
	*** Total Operating**	**1,997,123**	**762,815**	**2,346,945**	**1,979,534**		
	**** Total Personnel & Operating**	**1,997,123**	**762,815**	**2,346,945**	**1,979,534**		
	Transfers:						
816790	Operating Transfer to Risk Management	165,607	171,895	171,895	172,093		
	Capital						
	**** Total Capital**	**0**	**0**	**0**	**0**		
	***** Total Budget Appropriation**	**2,162,730**	**934,710**	**2,518,840**	**2,151,627**		

SECTION VI – LINE ITEM NARRATIVES

SECTION VI. A - SUMMARY OF REVENUES

439601 – Employer Insurance Contributions **$2,702,597**

Projections based on salaries as of 1/31/2013.

461000 – Investment Interest **$18,039**

Projection based on current budget status history.

SECTION VI – OPERATING LINE ITEM NARRATIVES

520206 – Background History Screening **$10,730**

To cover the cost new-hire background screenings.

(290 annually x $37.00)

520209 – Driver History Screening **$1,600**

A driving history will be performed for all conditionally hired employees in accordance with County policy.

(200 annually @ $8.00 per history)

520301 – Safety Management Services **$6,000**

This appropriation is to cover the cost for Safety and OSHA consultation. The consultation services (80 hours x $75.00 per hour = $6,000) will include periodic meetings with the County's Risk Management Team, department safety committees, specified training, and/or inspections. The majority of facility inspections will be conducted by the Safety & Training Manager. All required record keeping and departmental reporting will be the responsibility of the Risk Management Division.

520302 – Drug Testing Services **$17,980**

Pre-employment Drug Screen
290 x $35/test =$10,150

Monthly Random Drug Tests – Safety Sensitive positions, excluding SCDOT positions
16 standard @ average cost of $35/ x 12 months = $6,720
2 standard Breath Alcohol Test @ $15 x 12 = $360

Particular suspicion test in accordance with County Policy—estimate
3 x $50 = $150 (includes alcohol test)

Post accident drug and alcohol testing –estimate
6 x $100 = $600

521214 – Safety Supplies **$1,000**

This account would allow the Safety Manager to have a limited amount of safety supplies on hand (safety glasses, ear plugs, signage, etc.) to assist departments with a particular need immediately if discovered during safety inspections.

525210 – Conference, Meeting & Training Expense **$1,350**

Video Training Program:

1. **Safety Video Exchange Program** – This provides access to a library of safety training DVD's. This program allows for up to five videos to be checked out at one time for unlimited use. Annual Cost = $500.00

2. **Streaming Safety Training Plan** – This program allows access to a training library that can be accessed from any high-speed internet connection. This would allow for monthly or quarterly classroom safety training.
   Yearly Access Fee = $150
   Four Course Titles @ $175 = $700.00

525710 – Safety Awards **$1,250**

Departmental Award Plaques: 10 @ 25.00 = $250.00
Safety Meeting Incentives $1,000.00

527305 – Workers Compensation Insurance Claims **$0**

The WC Claims projection is based on the November 2012 Workers' Compensation Actuarial Report prepared by Casualty Actuarial Consultants, Inc. and a review of the claims history. ***New Accounts have been established (shown below) to break down workers' compensation costs by Medical Expenses, Legal Expenses, Indemnity Expenses, Recoveries, and Miscellaneous Expenses as a cost accounting initiative.***

527307 – SC Workers Compensation Tax **$36,000**

According to the SCCWCT Large Deductible Contract, counties operating under the Large Deductible Option must be responsible for their own WC Tax. Based upon previous claims history, SCCWCT to invoice for the taxes based on claims occurring after July 1, 1997 for the plan year 2011-12.

527308 – WC Second Injury Fund Assessment **$145,000**

The SIF assessment is based a percent of gross losses paid for a plan year at an assessment rate as set by the SC Second Injury Fund based on claims occurred after 7/01/97 and paid during the calendar year 2012. SCCWCT advises that the SIF assessment for the Trust was the largest since its origin. This is an estimate based on activity; SCCWCT will provide a detailed worksheet for the Lexington prorated amount of the Trust's assessment.

527309 – Workers Compensation Insurance Premium **$513,069**

Recommend continuing the Large Deductible option of a $300,000 Self Insured Retention (SIR) per occurrence. The current Self-Insured Retention Premium is .211 of the Estimated Premium. This Estimated Premium is based on

the SC Counties Workers' Compensation Trust (SCCWCT) Board approved rates by WC Code. This option was utilized for the FY 2011-2012 projected rate calculation. The projection also factors estimated FY 2012-2013 payroll of $62,423,242.

This estimate factors in the 15% SCCWCT multiplier for the SIR Premium as stated by the SCCWCT Board in May of 2012 for the current fiscal year. The SCCWCT board will meet again by May 2013.

Total Estimated Premium ($300,000) Large Deductible Program $513,069

Lexington County Workers' Compensation Self Insured Premium

Plan Year	SIR Premium
2012-2013	$475,590*
2011-2012	$525,071
2010-2011	$471,051

*Unaudited premium. Audit anticipated August 2013.

527351 – Workers Compensation Medical Expense $646,026

527352 – Workers Compensation Legal Expense $51,694

527353 – Workers Compensation Indemnity Expense $570,096

527358 – Workers Compensation Recoveries ($34,808)

527359 – Workers Compensation Miscellaneous Expense $12,547

529903 – Contingency $0

This contingency line item will act as an additional funded loss-control measure.

COUNTY OF LEXINGTON
EMPLOYEE INSURANCE FUND
Annual Budget
Fiscal Year - 2013-14

Fund 6730
Division: Non-departmental
Organization: 999900 - Non-departmental

Summary Page		2011-12 Actual	2012-13 Actual (Dec)	2012-13 Amended (Dec)	2013-14 Requested	*BUDGET* 2013-14 Recommend	2013-14 Approved
Activity From Operations:							
Revenues:							
439601	Employer Insurance Contributions	7,972,000	4,075,500	8,088,000	7,890,000		
439602	Employee Premiums (Payroll Deduct)	3,519,430	1,739,595	3,516,024	3,715,428		
439604	Term Employee Insurance Premiums	394,083	207,959	397,109	407,151		
439606	Cobra Payments	43,595	16,687	17,667	24,347		
439607	Employer Subsidy - Post Employment	253,086	112,510	340,000	253,086		
439608	Employee Life Insurance Premiums	0	58,772	117,398	118,564		
439630	Insurance Reimbursements	68,666	56,299	92,911	97,663		
439632	Stop-Loss Insurance	1,308,858	851,245	501,902	667,128		
461000	Investment Interest	33,417	14,996	39,660	35,905		
466301	Outstanding Checks Voided	243,378	0	0	0		
	Total Revenues	**13,836,513**	**7,133,563**	**13,110,671**	**13,209,277**		
Expenditures:							
	Operations	13,563,205	6,501,510	14,381,909	13,289,728		
	RET to OPEB Post Employment	0	0	0	0		
	Total Expenditures	**13,563,205**	**6,501,510**	**14,381,909**	**13,289,728**		
Noncash Expenses:							
	Net Cash	**273,308**	**632,053**	**(1,271,238)**	**(80,457)**		
Income Calculation:							
	Net Income (Loss)	**273,308**	**632,053**	**(1,271,238)**	**(80,457)**		
	FUND BALANCE Beginning of Year			10,081,424	8,810,186	8,810,186	8,810,186
	FUND BALANCE - Projected End of Year			8,810,186	8,729,729	8,810,186	8,810,186

COUNTY OF LEXINGTON
EMPLOYEE INSURANCE FUND
Annual Budget
Fiscal Year - 2013-14

Fund 6730
Division: Non-departmental
Organization: 999900 - Non-departmental

Object Code	Expenditure Classification	2011-12 Expenditure	2012-13 Expend. (Dec)	2012-13 Amended (Dec)	BUDGET 2013-14 Requested	BUDGET 2013-14 Recommend	BUDGET 2013-14 Approved
	Personnel						
	*** Total Personnel**	**0**	**0**	**0**	**0**		
	Operating Expenses						
520201	Fitness Program	9600	4,800	10,000	10,000		
520308	Health Screening Services	4,810	4,350	5,730	5,730		
520313	Actuarial Services	10,500	3,500	3,500	8,000		
520314	Employee Benefit Consulting Service	12,600	0	1,000	4,500		
520800	Outside Printing	9,530,374	0	302	302		
521100	Duplicating	0	0	137	137		
527300	Health Insurance Claims	0	4,507,103	9,720,845	9,000,000		
527302	Third Party Administrator Costs	265,603	149,787	388,852	377,931		
527303	Life Insurance Premiums	237,447	120,931	250,539	254,203		
527304	Stop-Loss Insurance Premiums	1,011,451	473,415	1,057,775	1,152,098		
527310	Advance PCS Claims	2,476,827	1,237,624	2,693,229	2,476,827		
529000	Unclassified	3,993	0	0	0		
529903	Contingency	0	0	250,000	0		
	*** Total Operating**	**13,563,205**	**6,501,510**	**14,381,909**	**13,289,728**		
	**** Total Personnel & Operating**	**13,563,205**	**6,501,510**	**14,381,909**	**13,289,728**		
	Transfers						
837730	RET to OPEB Post Employment	0	0	0	0		
	Capital						
	**** Total Capital**	**0**	**0**	**0**	**0**		
	***** Total Budget Appropriation**	**13,563,205**	**6,501,510**	**14,381,909**	**13,289,728**		

SECTION VI. A - SUMMARY OF REVENUES

439601 – Employer Insurance Contributions **$7,890,000**

Based on an estimate of 1315 eligible employees for Budget Allocation. (1315 x $6,000 = $7,890,000)

439602 – Employee Premiums (payroll deduct) **$3,715,428**

Employee contributions are stated at current rates and are subject to be adjusted for recommended based on review of group health plan.

2/01/2013 Subscriber Count:

Single:	638 x 147.00 = $93,786	
Family:	150 x 632.00 = $94,800	
Employee & Children:	183 x 337.00 = $61,671	
Employee & Spouse:	134 x 443.00 = $59,362	
Total Monthly/Annually	1105	$309,619 x 12 = $3,715,428

439604 – Term Employee Insurance Premiums **$407,151**

Based on 7/1/2013 rates and Post Employment Plan participation as of 2/1/13. Subject to review.
Participant count as of 2/1/2013:

95A				95B			
22	Ind. Only	$220.50	$4,851.00	13	Ind. Only	$220.50	$2,866.50
5	Ind. + Child	$504.00	$2,520.00	1	Ind. + Child	$598.75	$598.75
3	Ind. + Spouse	$603.00	$1,809.00	0	Ind. + Spouse	$603.00	$0.00
2	Spouse Only	$591.61	$1,183.22	0	Spouse Only	$591.61	$0.00
2	Family	$946.50	$1,893.00	0	Family	$946.50	$0.00
34			$12,256.22	14			$3,465.25
			x12				x12
			$147,074.64				$41,583.00

2009			
16	Ind. Only	$1,011.54	$16,184.64
0	Ind. + Child	$1,389.79	$0.00
1	Ind. + Spouse	$2,023.08	$2,023.08
0	Spouse Only	$1,011.54	$0.00
0	Family	$2,401.33	$0.00
17			$18,207.72
			x12
			$218,492.64

439606 – COBRA Payments **$24,347**

Based on an average of collections from FY 07-08 $17,447.26
08-09 $15,380.86
09-10 $17,539.81
10-11 $27,767.80
11-12 $43,594.95

439607 – Employer Subsidy – Post Employment **$253,086**

Based upon current activity as of 12/31/12. Subject to review of post benefits plan.

439607 – Employee Life Ins. Prem. (P/D) **$118,564**

Optional Life Insurance. Based on average as of 12/31/2012 = $114,539.64
Dependent Life. Based on average as of 12/31/2012 = $4,024

439630 – Insurance Reimbursements **$97,663**

Based on an average of collections from FY 07-08 $110,642.00
08-09 $101,938.66
09-10 $101,375.24
10-11 $105,690.61
11-12 $68,665.78

439632 – Stop-loss Insurance Reimbursements **$667,128**

Based on an average of collections from FY 07-08 $393,770.32
08-09 $919,163.29
09-10 $495,308.44
10-11 $268,535.88
11-12 $1,308,857.52

461000 – Investment Interest **$35,905**

Based upon current budget revenue and expense reports.

SECTION VI – OPERATING LINE ITEM NARRATIVES

520201 – Fitness Program **$10,000**

This program creates a culture where both health and safety that are aligned, tied to measureable activities and aggressively prompted throughout the County departments. This is a strategic long term effort of the HR Risk Management Team. The assistance of an Aerobics and Fitness Association of America (AFAA) certified instructor will be utilized. The physical fitness program will include these elements:

⇒ Resistance camp style training using your body as weights
⇒ Employee Risk Assessments
⇒ Nutritional Counseling and the "Great Weight Challenge"
⇒ Power Yoga, which includes strength and flexibility training

520308 – Health Screening Services **$5,730**

Risk Management/Wellness Committee employee health screenings.
Materials cost estimate and Wellness Committee initiatives.

520313 – Actuarial Services **$8,000**

Based on current budget for GASB 45 Actuarial Study and plan design change impact review.

520314 – Employee Benefit Consulting Service **$4,500**

Employee Benefits Consulting Services contingency.

520800 – Outside Printing **$302**

Printing of benefit related items. Based on historical data.

521100 – Duplicating **$137**

Duplication of benefit related items. Based on historical data.

527300 – Health Insurance Claims **$9,000,000**

Claims funding based upon PAI projections, trend analysis less anticipated stop-loss reimbursements reconciled to PAI paid claims. This is consistent with Planned Administrators projected claims for plan year 2013 as stated in the COBRA calculation process.

527302 – Third Party Administrator Costs **$377,931**

Fixed Costs Effective 1/1/13

1315 eligible employees x $23.95 x 12 = $377,931

- Administration and customer service fee – $10.66
- COBRA administration fee – $1.44
- HIPAA administration (except 2% of premium) – .32

- PPO network access fee – $5.35
- Pre-certification and managed care fee – $2.68
- HIPAA Privacy Product – .80
- Advance PCS Prescription Drug Network – .80
- Health Management – $1.34
- Reporting Data Fee – .56

527303 – Life Insurance Premiums **$254,203**

Basic Life Plan based on subscriber count /volume as of 1/1/12. Subscriber count = 1315. (Volume = $63,854,500/1000 x .165 x 12 = $126,431.91) + *93 Vacant (Volume = 4,650,000/1000 x .165 x 12 = $9,207)

*Assumes position is eligible at $50,000.

Optional Life Insurance. Based on average as of 12/31/2012 = $114,539.64
Dependent Life. Based on average as of 12/31/2012 = $4,024

527304 – Stop Loss Premiums **$1,152,098**

Based on the 01/01/13 stop loss renewal and trend analysis. (1315 eligible subscribers x 73.01 x 12 = $1,152,097.80)

527310 – Advance PCS Claims **$2,476,827**

Based on average monthly Prescription Drug coverage activity as of 12/31/2012 and review of claims experience.

529903- Contingency **$0**

This contingency line item will act as an additional funded loss-control measure. Amount above only reflects new funding request. Previous FY's unused amount will carry over.

COUNTY OF LEXINGTON
POST-EMPLOYMENT INSURANCE FUND
Annual Budget
Fiscal Year - 2013-14

Fund 6731
Division: Non-departmental
Organization: 999900 - Non-departmental

Summary Page		2011-12 Actual	2012-13 Actual (Dec)	2012-13 Amended (Dec)	2013-14 Requested	*BUDGET* 2013-14 Recommend	2013-14 Approved
Activity From Operations:							
Revenues:							
439601	Employer Insurance Contributions	2,391,600	1,222,650	2,426,400	2,367,000		
461000	Investment Interest	38,055	18,633	26,000	20,461		
	Total Revenues	**2,429,655**	**1,241,283**	**2,452,400**	**2,387,461**		
Expenditures:							
	Operations	137,392	93,504	477,264	412,709		
	Total Expenditures	**137,392**	**93,504**	**477,264**	**412,709**		
Noncash Expenses:							
	Net Cash	**2,292,263**	**1,147,779**	**1,975,136**	**1,974,752**		
Income Calculation:							
	Net Income (Loss)	**2,292,263**	**1,147,779**	**1,975,136**	**1,974,752**		
	FUND BALANCE Beginning of Year - cash			11,486,971	13,462,107	13,462,107	13,462,107
	FUND BALANCE - Projected End of Year - cash			13,462,107	15,436,859	13,462,107	13,462,107

SECTION VI. - SUMMARY OF REVENUES

439601 – Employer Insurance Contributions **$2,367,000**

Based on an estimate of (1315) eligible employees for Budget Allocation. (1315 x $1,800 = $2,367,000)

461000 – Investment Interest **$20,461**

Based upon current budget revenue and expense reports.

SECTION VI – OPERATING LINE ITEM NARRATIVES

527311 – Ins. Premium Reimb. to Employee **$412,709**

Based up current activity and budget reports. Budget (17 + 17 = 34 x 1011.54 = $34,392.36 x 12 = $412,708.32)

529903- Contingency **$0**

This contingency line item will act as an additional funded loss-control measure. Amount above only reflects new funding request. Previous FY's unused amount will carry over.

COUNTY OF LEXINGTON
RISK MANAGEMENT ADMINISTRATION
Annual Budget
Fiscal Year - 2013-14

Fund 6790
Division: General Administrative
Organization: 101500 - Personnel

Summary Page	2011-12 Actual	2012-13 Actual (Dec)	2012-13 Amended (Dec)	2013-14 Requested	*BUDGET* 2013-14 Recommend	2013-14 Approved
Activity From Operations:						
Revenues:						
461000 Investment Interest	138	197	0	0		
490100 Sale of Fixed Assets	0	0	0	0		
806710 Op Trn from Workers Comp Ins.	165,607	171,895	171,895	172,093		
Total Revenues	**165,745**	**172,092**	**171,895**	**172,093**		
Expenditures:						
Personnel & Operations	170,228	79,888	171,595	172,093		
Depreciation	509	0	100	100		
Capital Outlay	238	0	300	400		
Total Expenditures	**170,975**	**79,888**	**171,995**	~~172,593~~ 172,493		
Noncash Expenses:						
Depreciation: Add Back In	509	0	100	100		
Net Cash	**(4,721)**	**92,204**	**0**	(300)		
Income Calculation:						
Capital Outlay: Add Back In	238	0	300	400		
Net Income (Loss)	**(4,992)**	**92,204**	**200**	~~(100)~~ 0		
FUND BALANCE - Estimated Beginning - Cash			67,295	67,295	67,295	67,295
FUND BALANCE - Projected End of Year - Cash			67,295	66,895	67,295	67,295

COUNTY OF LEXINGTON
RISK MANAGEMENT ADMINISTRATION
Annual Budget
Fiscal Year - 2013-14

Fund 6790
Division: General Administrative
Organization: 101500 - Personnel

Object Code	Expenditure Classification	2011-12 Expenditure	2012-13 Expend. (Dec)	2012-13 Amended (Dec)	BUDGET 2013-14 Requested	BUDGET 2013-14 Recommend	BUDGET 2013-14 Approved
	Personnel						
510100	Salaries & Wages - 2	121,977	56,707	117,951	117,951		
511112	FICA - Employer Portion	8,744	4,086	9,023	9,023		
511113	State Retirement - Employer Portion	11,559	6,011	12,503	12,503		
511120	Employee Insurance - 2	15,600	7,800	15,600	15,600		
511130	Workers' Compensation	3,231	1,515	3,503	3,503		
519999	Personnel Contingency	0	0	0	0		
	*** Total Personnel**	**161,111**	**76,119**	**158,580**	**158,580**		
	Operating Expenses						
521000	Office Supplies	20	3	351	503		
521100	Duplicating	1,076	129	380	380		
521200	Operating Supplies	17	0	200	200		
522200	Small Equip Repairs & Maintenance	0	0	100	0		
524000	Building Insurance	32	13	26	27		
524201	General Tort Liability Insurance	150	75	155	155		
524202	Surety Bonds	12	0	0	0		
525000	Telephone	482	241	482	482		
525021	Smartphone Charges	1,094	663	1,344	1,344		
525041	E-mail Service Charges - 2	162	81	162	162		
525100	Postage	80	42	100	100		
525110	Other Postal Delivery	0	0	0	50		
525210	Conference, Meeting & Training Expense	3,074	424	4,901	5,782		
525230	Subscriptions, Dues, & Books	905	1,024	1,585	1,610		
525240	Personal Mileage Reimbursement	0	0	200	200		
525250	Motor Pool Reimbursement	43	0	300	300		
525300	Utilities / Administration Building	1,970	1,074	2,100	2,118		
529903	Contingency	0	0	629	0		
530100	Depreciation	509	0	100	100		
	*** Total Operating**	**9,626**	**3,769**	**13,115**	**13,513**		
	**** Total Personnel & Operating**	**170,737**	**79,888**	**171,695**	**172,093**		
	Capital						
540000	Small Tools & Minor Equipment	238	0	300	400		
549999	Capital Clearing	(786)	0	0	0		
	All Other Equipment	786	0	0	0		
	**** Total Capital**	**238**	**0**	**300**	**400**		
	***** Total Budget Appropriation**	**170,975**	**79,888**	**171,995**	**172,493**		

SECTION V - PROGRAM OVERVIEW

Summary of Programs:

Program I – Human Resources Risk Management
Program II – Occupational Safety & Training Management

The HR Risk Management Division is responsible for the identification, maintenance, and measurement of exposure to accidental loss. These programs include general tort liability, vehicle liability, buildings and content insurance, workers' compensation, employee benefits, and the recovery for damages to County property.

The County participates in the South Carolina Counties Workers' Compensation Trust and maintains a self-insured retention of $300,000 per occurrence for job related injuries. Generally, retaining some risk through deductibles or self-insured retention results in lower premiums than are associated with insurance that pays the first dollar of any covered claim.

The County currently maintains a Self Insured Group Health Insurance Program and contracts with a Third Party Administrator for claims management, stop-loss insurance, and other administrative structures. The HR Risk Management Division would be responsible to maintain the best insurance coverage for the County and would prepare any necessary requests for proposal drafts for insurance related matters.

There are two elements to risk management: (1) Loss Prevention measures are developed to keep accidents and other incidents from happening; and (2) Loss Reduction methods are implemented to properly manage claims in effort to decrease the severity of losses when they occur. These elements are critical for managing all risks, rather than just paying claims. Risk management administration involves developing cost saving techniques, maintaining adequate insurance coverage, tracking and projecting claims, as well as training.

Program I: Human Resources (HR) Risk Management

Objectives:

HR Risk Management will necessitate dual human resources and risk management initiatives.

Service Standards:

a. To manage and resolve complex employee relation issues.
b. To conduct effective, thorough, and objective investigations in order to provide human resources guidance as related to certain employee relations issues.
c. Maintain in-depth knowledge of HR legal requirements, reduce legal risks and ensures regulatory compliance.
d. To be responsible for assigned initiatives and activities of the Risk Management Program and would advise departments, and County Administration on various insurance and budget related matters.
e. Assists senior management in developing standards for employee benefits; advises management on other issues such as ADA, FMLA and workers' compensation.

Program II: Occupational Safety and Training Management

Objective:

Occupational Safety and Training Management is to ensure that employees who work for Lexington County have a place of employment that is free of recognized hazards that are likely to cause physical harm.

Service Standards:

a. To incorporate occupational safety and wellness initiatives within the County.
b. To provide training for specific job duties as needed and mandated by State and Federal laws.
c. To maintain Occupational Safety and Health Administration (OSHA) standards.
d. To administer the County's Alcohol and Drug Testing Program.
e. To investigate all county accidents involving employee, vehicles, and equipment.
f. To manage operational activities of various insurance programs and develop standards for safety.
g. To conduct frequent safety training & loss control safety inspections.
h. To conduct trend analysis and reporting related to occupational safety/training and loss control.
i. To develop departmental safety committee initiatives.

SECTION VI - LINE ITEM NARRATIVES

SECTION VI. A - LISTING OF REVENUES

806710 – Operations Transfer from Workers Compensation Insurance $172,093
A transfer of funds to cover the salaries and operations of two employees in the Risk Management Division.

SECTION VI. B - LISTING OF POSITIONS

Current Staffing Level:

Job Title	Positions	Full Time Equivalent General Fund	Other Fund	Total	Grade
HR Risk Manager	1	1		1	20
Safety & Training Manager	1	1		1	19
Total Positions	2	2		2	

SECTION VI. C. - OPERATING LINE ITEM NARRATIVES

520300 - PROFESSIONAL SERVICES **$ 0**

520702 - TECHNICAL CURRENCY & SUPPORT **$ 0**

521000 - OFFICE SUPPLIES **$ 503**

To cover routine office supplies (paper, pencils, file folders, etc.). This line item will include form printing costs and computer supplies.

File folders (8 boxes x $11.89) = $95.12
Toner Cartridge - color printer (1 x $226) = $226
Paper for Printer (2 cases = ($3.13 x 20 reams) = $62.60
Pens, pencils, & other office products = $80
Hanging file folders (legal) (2 boxes x $9.62) = $19.24
Hanging file folders (letter) (4 boxes x $4.84) = $19.36

521100 - DUPLICATING **$380**

Copier Machine Usage cost ($0.033) x 11,500 copies = $379.50

521200 - OPERATING SUPPLIES **$200**

This account is needed for specific supplies such as training materials, operations manual material, etc.

522200 – Small Equipment Repairs and Maintenance **$0**

Audio and visual equipment repair (camera and so forth).

524000 - BUILDING INSURANCE **$27**

Building and Personal Property Insurance for division.

524201 - GENERAL TORT LIABILITY INSURANCE **$155**

Tort Liability Premium 2 Positions

525000 - TELEPHONE **$482**

Two lines for the Risk Management Division with voice mail @ 20.07 per month (2 x 20.07= 40.14 x 12 mo = $481.68).

525021 – SMART PHONE CHARGES
$1,344

Program I: 1 Evo Plan - $56 per month x 12 = $672
Program II: 1 Evo Plan - $56 per month x 12 = $672

525041 – E-MAIL SERVICE CHARGES **$162**

$6.75 per month x 2 = 13.50 x 12 mo. = $162

525100 - POSTAGE **$100**

Postage expense for office correspondence.

525100 – OTHER POSTAL DELIVERY **$ 50**

525210 – CONFERENCE, MEETING & TRAINING EXPENSE **$5,782**

Certified Workers' Compensation Counselor Program(SPHR Recertification)	$ 2546
SC State SHRM Conference (SPHR Re-certification)	$ 1250
South Carolina Association of Counties – Workers' Compensation Trust Meeting (1 hotel, per diem, mileage)	$ 531
SC Prima Conference (2 registrations, parking, hotel, per diem)	$ 745
SHRM Annual Legal Update (SPHR Re-certification)	$ 50
Certified Safety Professional Program (Exam and study materials)	$ 660

To maintain technical competence of professional staffing, to include continuing education for Senior Professional in Human Resources Certification and Risk Management training.

525230 - SUBSCRIPTIONS, DUES & BOOKS **$1,610**

This account will cover costs for membership dues, publications, and services.

SC Public Risk Managers Association (One Government, two associates)	$ 75
Columbia Society for Human Resource Management	$125
National Society for Human Resource Management	$180
Benefit Law Manuals	$460
National PRIMA Membership (2 @ $385)	$770

525240 – Personal Mileage **$200**

525250 – Motor Pool Reimbursement **$300**

525300 - UTILITIES -
$2,118
Based on current average monthly activity.

$100

520300 DEPRECIATION

SECTION VI.D. - CAPITAL LINE ITEM NARRATIVES

CAPITAL REQUEST

540000 - Small Tools & Minor Equipment **$ 400**

Upgrade to office furniture.

COUNTY OF LEXINGTON
Millage Agency Comparison
Fiscal Year 2013-14

Date: 3-18-2013

		Fiscal Year 2012-13 Approved Amount/Actual Disbursement			Fiscal Year 2013-14 Requested	
	Fund	Approved Amount	Actual Disbursement*	Millage	Amount	Millage
Lexington County Community Mental Health	7610	$ 650,000	$ 468,613	0.500	$ 700,000	
Lexington County Recreation & Aging Commission	7620	$ 9,964,629	$ 8,329,227	12.315	$ 10,305,173	
Irmo Chapin Recreation Commission	7630	$ 3,883,019	$ 3,483,932	13.354	$ 3,999,510	
Midlands Technical College	7650	$ 3,059,427	$ 2,790,579	2.970	$ 3,182,942	
Midlands Technical College - Capital	7652	$ 873,110	$ -	0.904	$ 908,034	
Midlands Technical College - Debt Service		501,567	-	0.500	521,630	
		$ 1,374,677	$ -	1.404	$ 1,429,664	
Riverbanks Zoological Park & Botanical Garden	7680	$ 1,126,286	$ 1,015,498	1.093	$ 1,148,812	
Irmo Fire District	7800, 7802	$ 2,068,920	$ 1,918,711	16.491	$ 2,300,000	
New Fire Station Operations					$ 482,000	**
		$ 2,068,920	$ 1,918,711	16.491	$ 2,782,000	

* Actual disbursements through February 28, 2013

** Requested Fire Station 3 Operations

File: Excel2K\Budgets\Bud14\Millage\RecapMil.xls
3/20/2013 3:52 PM SAV

COUNTY OF LEXINGTON
Millage Agency Comparison with Fund Balance
Fiscal Year 2013-14

			Fiscal Year 2012-13							Fiscal Year 2013-14			
			Receipts		Disbursements					Agency Request vs. Estimated Receipts			
	Fund	Fund Balance 07/01/12	2/29/2013 Actual Receipts*	06/30/13 Projected Receipts	Approved Amount	2/29/2013 Actual Disbursement*	06/30/13 Projected Disbursement	Millage	Projected Fund Balance 06/30/13	Requested Amount	Estimated Receipts	Approved Amount	Millage
(1) Community Mental Health	7610	448,392	481,941	590,427	650,000	468,613	650,000	0.500	388,819	700,000	588,999		
(2) Lexington Cty Rec. & Aging Comm.	7620	580,569	8,583,084	10,209,648	9,964,629	8,329,227	10,209,648	12.315	580,569	10,305,173	10,326,811		
(2) Irmo Chapin Recreation Commission	7630	129,293	3,550,203	3,945,515	3,883,019	3,483,932	3,945,515	13.354	129,293	3,999,510	3,999,735		
(1) Midlands Technical College	7650	2,564,682	2,869,109	3,373,840	3,059,427	2,790,579	3,059,427	2.970	2,879,095	3,182,942	3,415,376		
Midlands Tech. College - Capital	7652	1,367,558	1,347,137	1,541,997	873,110	-	873,110	0.904	2,036,445	908,034	1,561,633		
Midlands Tech. College - Debt Service		-	-	-	501,567	-	501,567	0.500	(501,567)	521,630			
		1,367,558	1,347,137	1,541,997	1,374,677	-	1,374,677	1.404	1,534,878	1,429,664	1,561,633		
(1) Riverbanks Zoo & Botanical Garden	7680	759,986	1,043,855	1,230,926	1,126,286	1,015,498	1,126,286	1.093	864,626	1,148,812	1,248,166		
(2) Irmo Fire District	7800, 7802	70,024	1,965,111	2,200,351	2,068,920	1,918,711	2,200,351	16.491	70,024	2,300,000	2,259,259		
New Fire Station Operations		-	-	-	-	-	-	-	-	482,000			
		70,024	1,965,111	2,200,351	2,068,920	1,918,711	2,200,351	16.491	70,024	2,782,000	2,259,259		

* Actual Receipts and Disbursements through February 29, 2012 - Unaudited

(1) Other Millage Agencies
Disbursement by Treasurer is equal to amount approved (budgeted) each fiscal year.

(2) Millages for Special Purpose Districts
Full disbursement by Treasurer of all collections.

File: Excel2K\Budgets\Bud14\Millage\Recapmil.xls
3-19-13 SAV

LEXINGTON COUNTY COMMUNITY MENTAL HEALTH
Budgeted Revenues and Expenditures
Fund 7610
Fiscal Year 2013-2014

Revenues:		
Medicaid Reimbursement	$ 3,074,850	
Other Fees / Institutional Revenue	1,604,106	
State Appropriations - Recurring	3,256,126	
State Appropriations - Non-Recurring	80,370	
***REQUESTED* Lexington County Appropriation**	**700,000**	
Block Grants	314,502	
Other Revenues	53,704	
Total Revenues		$ 9,083,658
Expenditures:		
Personal Services	$ 6,953,253	
Contractual Services	70,598	
Supplies	104,345	
Fixed Charges	588,557	
Travel / Vehicle Expenses	116,793	
Equipment	26,250	
Utilities	221,558	
Other Expense	12,602	
Case Services	989,702	
Total Expenditures		9,083,658
Excess (Deficiency) of Revenues Over Expenditures		0
Estimated Fund Balance - Beginning of Fiscal Year		Information not provided
Projected Fund Balance - End of Fiscal Year		Information not provided

Budgeted Revenues and Expenditures provided by Lexington County Community Mental Health Center.

Revenue Disbursements from Lexington County to Community Mental Health
FY 1999-00 through FY 2013-14

	BUDGET		ACTUAL			
	Requested	Recommended	Received	Disbursed	Difference	Millage
FY 1999-00	500,000	500,000	518,877	500,000	18,877	0.90
FY 2000-01	500,000	500,000	544,850	504,203	40,647	0.90
FY 2001-02	500,000	500,000	580,828	500,000	80,828	0.835
FY 2002-03	500,000	500,000	594,973	500,000	94,973	0.848
FY 2003-04	750,000	500,000	621,055	500,000	121,055	0.868
FY 2004-05	750,000	500,000	565,519	500,000	65,519	0.739
FY 2005-06	750,000	500,000	598,302	500,000	98,302	0.656
FY 2006-07	800,000	650,000	637,261	650,000	(12,739)	0.678
FY 2007-08	650,000	650,000	650,770	650,000	770	0.678
FY 2008-09	650,000	650,000	659,639	650,000	9,639	0.678
FY 2009-10	650,000	650,000	631,245	650,000	(18,755)	0.629
FY 2010-11	650,000	650,000	561,146	650,000	(88,854)	0.500
FY 2011-12	650,000	650,000	570,273	650,000	(79,727)	0.508
FY 2012-13	800,000	650,000	481,941	468,613	13,328	0.500
* Received and Disbursed through February 28, 2013						
FY 2013-14	**700,000**					

Note: Disbursement by Treasurer is equal to amount approved (budgeted) each fiscal year.



State of South Carolina
Department of Mental Health

MENTAL HEALTH COMMISSION:

Alison Y. Evans, PsyD, Chair
Joan Moore, Vice Chair
Jane B. Jones
Everard Rutledge, PhD
J. Buxton Terry

STATE DIRECTOR
John H. Magill

Lexington County Community Mental Health Center
301 Palmetto Park Blvd.
Lexington, SC 29072
Information: (803) 996-1500
Richard L. Acton, ACSW, Executive Director

February 14, 2013

Mr. Joe G. Mergo, III
Interim County Administrator
County of Lexington
212 South Lake Drive
Lexington, SC 29072

Re: Fiscal Year 2013– 2014 Budget

Dear Joe,

As per your letter of January 14, 2013, regarding our budget request for funding from Lexington County, please find attached a summary of the Center's anticipated fiscal needs, description of services and service level indicators.

Our request for Fiscal Year 2014is for $700,000 from the Mental Health Millage to be allocated to Lexington County Community Mental Health Center in order to maintain our Emergency Services Programs and increase the number of therapists the Center has working in schools throughout the county.

We have been reminded lately how vitally important it is to recognize, prevent, and treat behavioral healthcare issues as early as possible. It is LCCMHC's hope that by putting more specifically qualified therapists in our schools to work with the children, their families, and school staff to diminish the impact that mental illness can have on the individual and the community.

I hope the following information addresses your questions adequately. Please feel free to contact me if you require more detail or have further questions.

Yours very truly,

Richard L. Acton, ACSW
Executive Director

LEXINGTON COUNTY COMMUNITY MENTAL HEALTH CENTER

Lexington County Community Mental Health Center (LCCMHC) is the only public provider for mental health services for the citizens of Lexington County. The Center serves only Lexington County residents and encompasses a variety of programs specifically designed to meet the needs of children, youths, adults and seniors. In fiscal year 2012 the Center served approximately 6000 county residents and is seeing a monthly admission rate of 150-190 patients. Services are offered to all regardless of ability to pay.

The $650,000 in Millage dollars the county has provided to LCCMHC in previous years have been used to partially fund LCCMHC's Emergency Services Program. This program is the primary entry portal for mental health care in Lexington County and serves as a safety net for any citizen requiring immediate assistance or facing an after-hours emotional crisis. LCCMHC's request for Fiscal Year 2014 is for **$700,000**. This will include $650,000 for continuing funding of the Center's Emergency Services Department and **$50,000 to partner with funds from the SC Department of Mental Health to place new School Based Therapists in Lexington County Schools.**

EMERGENCY SERVICES

Emergency Services is a critical component of LCCMHC. The program served over 3000 county residents in Fiscal Year 2012. The primary functions of this specialized clinical program are:

- Counseling and referral services – Emergency Service staff provide community residents with mental health screenings and assessment to match them with the most appropriate public and private agencies in the area.

- Provide walk-in mental health services for those residents needing immediate assistance with mental health issues.

- To provide night, weekend, holiday, and inclement weather emergency coverage for the entire center.

- To provide psychiatric consultation and clinical assistance to the staff of Lexington Medical Center's emergency department for the dispositioning of LMC's patients in the Emergency Room who are presenting with mental health symptoms.

- To provide clinical screening and daily monitoring of patients admitted to contractual crisis stabilization beds.

- To provide short term, crisis stabilization treatment for clients diverted from hospitalization.

- To screen requests from the community for involuntary, emergency, and judicial evaluations of persons believed to be at risk due to mental illness or chemical addiction

- To fulfill contractual obligations with the Lexington County Detention Center to provide on-site mental health and psychiatric services to detainees 7 days per week.

In addition to these primary functions, Emergency Services also fulfills a number of secondary responsibilities, including the ongoing gathering and dissemination of critical data and the coordination of disaster preparedness and response activities for the center.

Additional Funding Request Description

SCHOOL-BASED SERVICES

Lexington County Community Mental Health Center currently has thirteen master level counselors providing a wide array of treatment services year-round to youth and their families in twenty-three schools in school districts 2, 3, 4 and 5 in Lexington County. These therapists provided behavioral health services to 650 students and their families during the 2012 fiscal year.

The additional $50,000 requested in county funds would allow LCCMHC to work with the South Carolina Department of Mental Health and Lexington County School Districts to hire new school based therapists to be placed in schools where services are not currently available.

These core treatment services are the same as traditional clinic-based services (individual, group and family therapy and crisis intervention) while also providing consultations to teachers, parents and other staff with the added benefit of being offered in the child's natural environment. School Based services allow for earlier recognition and intervention into potentially chronic issues thereby reducing the long-term effects on the child, family, and community. This is a best practice model proven to reduce stigma and increase accessibility to services, therefore enhancing outcomes.

CHILD, ADOLESCENT, AND FAMILY SERVICES (CAF)

Annually 1800 children, teenagers and their families are served through CAF services. The major programs are:

- Clinic Based Services — Daytime and evening clinic services in our main and satellite offices.
- School-based Services –Individual, group, family therapy, crisis intervention, and consultation to teachers, parents; staff are currently available in four school districts.
- Family Preservation Services - Intensive, in-home services to children, adolescents and families in crisis.
- Juvenile Justice Program - A therapeutic diversion program designed to assess and treat adolescents with status offenses or criminal charges or who are otherwise involved with the legal system.
- Special Needs Services - This team of therapists coordinates and facilitates referrals to the local emergency department, inpatient psychiatric facilities, respite homes, and temporary de-escalation care facilities for clients and non-clients in crisis who are residents of Lexington County. Crisis counselors also assist with clinic walk-ins and coordinate intake procedures for new Center referrals.
- Community Outreach - Provides referral information and clinical consultation regarding mental health crisis for clients, non-clients, and numerous community agencies including schools, courts, emergency departments, and community physicians.

ADULT SERVICES

Annually the Center serves 3200 residents in this division. The major programs are:

- Outpatient Clinics — Psychiatric, case management, clinic, and home-based services provided county-wide through offices in Lexington, Gaston, and Batesburg-Leesville.
- Rehabilitative Psychosocial Treatment - Day treatment programs for severely mentally ill adults that teach social and daily living skills as well as employment and independent living skills.
- Homeshare Program - In home services for psychiatrically disabled elderly adults living with families.
- Supported Apartment Program - Independent living for psychiatrically disabled adults.
- Homeshare Enhanced Respite - A local respite program to prevent hospital admissions for adults.
- Brook Pine CRCF - A 16 bed residential program for psychiatrically disabled adults in need of a 24 hour supervised living arrangement.

OBJECTIVE AND FOLLOW-UP

- Emergency Services objective is to provide treatment options designed to prevent in-patient hospitalization. With the current economic climate and increase in utilization of this program, Emergency Services will strive to have no greater than a 5% increase in hospitalization rate during the 2013-2014 fiscal year. This data will be collected on the Center's Dashboard Indicators and can be given to the County Council on a quarterly basis.
- School-Based Services strive to provide behavioral healthcare to children and their families in a natural, easily available environment to prevent and decrease the need for more intensive treatment in the future, thereby allowing each student to reach their highest potential and reducing the impact on society and community. Additional funds will allow this service to be expanded to reach those areas of greatest need.

As you are aware, the revenue the county provides the Center is critical to our operation and has made it possible for us to continue programs that are unique to this county. It clearly indicates that LCCMHC is indeed a Community Mental Health Center, and, consistent with our mission, offers the highest quality services for Lexington County citizens. Through funding from the county, we have been able to fulfill our mission and are appreciative of your support.

FY'14 PROJECTED REVENUE/EXPENSES

Lexington County Community Mental Health Center

REVENUE

Total Funding Sources

MEDICAID REIMBURSEMENT	3,074,850
OTHER FEES / INSTITUTIONAL REVENUE	1,604,106
STATE APPROPRIATIONS - Recurring	3,256,126
STATE APPROPRIATIONS -- Non-Recurring	80,370
COUNTY APPROPRIATIONS	**700,000**
BLOCK GRANTS	314,502
OTHER REVENUES	53,704
TOTAL REVENUE	**$ 9,083,658**

EXPENDITURES

Utilization of Total Funding

TOTAL PERSONNEL COST	6,953,253
CONTRACTUAL SERVICES	70,598
SUPPLIES	104,345
FIXED CHARGES	588,557
TRAVEL / VEHICLE EXPENSES	116,793
EQUIPMENT	26,250
UTILITIES	221,558
OTHER EXPENSE	12,602
CASE SERVICES	989,702
TOTAL EXPENDITURES	**$ 9,083,658**

FY'12
REVENUE/EXPENSES

Lexington County Community Mental Health Center

REVENUE

Total Funding Sources

MEDICAID REIMBURSEMENT	3,002,295
OTHER FEES / INSTITUTIONAL REVENUE	1,323,055
STATE APPROPRIATIONS - Recurring	3,012,151
NON-RECURRING EARMARKED	640,804
COUNTY APPROPRIATIONS	655,339
BLOCK GRANTS	136,442
OTHER FEDERAL GRANTS	95,509
OTHER REVENUES	6,175
TOTAL REVENUE	**$ 8,871,770**

EXPENDITURES

Utilization of Total Funding

TOTAL PERSONNEL COST	6,573,580
CONTRACTUAL SERVICES	180,406
SUPPLIES	154,918
FIXED CHARGES	541,892
TRAVEL / VEHICLE EXPENSES	102,250
EQUIPMENT	2,075
UTILITIES	149,129
OTHER EXPENSE	6,854
CASE SERVICES	993,168
TOTAL EXPENDITURES	**$ 8,704,272**
Over/(Under) Including One-Time Funding	**$ 167,498**

FY'11
REVENUE/EXPENSES

Lexington County Community Mental Health Center

REVENUE

Total Funding Sources

MEDICAID REIMBURSEMENT	2,948,605
OTHER FEES / INSTITUTIONAL REVENUE	1,260,019
STATE APPROPRIATIONS - Recurring	2,707,069
NON-RECURRING EARMARKED	824,790
COUNTY APPROPRIATIONS	569,514
BLOCK GRANTS	79,480
OTHER FEDERAL GRANTS	185,660
OTHER REVENUES	5,843
TOTAL REVENUE	**$ 8,580,980**

EXPENDITURES

Utilization of Total Funding

TOTAL PERSONNEL COST	6,558,990
CONTRACTUAL SERVICES	250,843
SUPPLIES	145,117
FIXED CHARGES	553,878
TRAVEL / VEHICLE EXPENSES	118,318
EQUIPMENT	26,211
UTILITIES	125,790
OTHER EXPENSE	180
CASE SERVICES	730,042
TOTAL EXPENDITURES	**$ 8,509,369**
Over/(Under) Including One-Time Funding	**$ 71,611**

Community Mental Health Centers

Aiken-Barnwell Mental Health Center
1135 Gregg Highway,
Aiken, SC 29801
803-641-7700

Anderson/Oconee/Pickens Community Mental Health Center
200 McGee Road
Anderson, SC 29625
864-260-2220

Beckman Mental Health Center
1547 Parkway, Suite 100
Greenwood, SC 29646
864-229-7120

Berkeley Community Mental Health Center
403 Stoney Landing Road
Moncks Corner, SC 29461
843-761-8282

Catawba Community Mental Health Center
448 Lakeshore Parkway
Suite 205
Rock Hill, SC 29706
803-328-9600

Charleston/Dorchester Mental Health Center
2100 Charlie Hall Blvd.
Charleston, SC 29414
843-852-4100

Coastal Empire Mental Health Center
1050 Ribaut Road
Beaufort, SC 29902
843-524-8899

Columbia Area Mental Health Center
2715 Colonial Drive
Columbia, SC 29203
803-898-4800

Greenville Mental Health Center
124 Mallard Street
Greenville, SC 29601
864-241-1040

Lexington County Community Mental Health Center
301 Palmetto Park Blvd.
Lexington, SC 29072
803-996-1500

Orangeburg Area Mental Health Center
2319 St. Matthews Road
Orangeburg, SC 29118
803-536-1571

Pee Dee Mental Health Center
125 East Cheves Street
Florence, SC 29506
843-317-4089

Piedmont Mental Health Center
20 Powderhorn Road
Simpsonville, SC 29681
864-963-3421

Santee-Wateree Mental Health Center
215 N. Magnolia Street
Sumter, SC 29151
803-775-9364

Spartanburg Mental Health Center
250 Dewey Ave.
Spartanburg, SC 29303
864-585-0366

Waccamaw Mental Health Center
164 Waccamaw Medical Park Drive
Conway, SC 29526
843-347-5060

LEXINGTON COUNTY RECREATION & AGING COMMISSION
Budgeted Revenues and Expenditures
Fund 7620
Fiscal Year 2013-14

Revenues:		
***REQUESTED* Lexington County Appropriation**	$ **10,305,173**	
Fees & Registrations	1,753,834	
Other	30,000	
Total Revenues		$ 12,089,007
Expenditures:		
Personnel	$ 5,456,147	
Maintenance	2,759,975	
Operations	393,990	
Programs	886,020	
Capital	422,000	
Total Expenditures		9,918,132
Excess (Deficiency) of Revenues Over Expenditures		2,170,875
Other Uses:		
Transfers to Other Funds (i.e. Aging Fund)		(2,470,875)
Transfers to Capital Projects Fund		0
Excess (Deficiency) of Revenues Over Expenditures and Other Uses		(300,000)
Estimated Fund Balance - Beginning of Fiscal Year		8,118,199
Projected Fund Balance - End of Fiscal Year		$ 7,818,199

Budgeted Revenues and Expenditures provided by Lexington County Recreation & Aging Commission.

Revenue Disbursements from Lexington County to Lexington County Recreation & Aging Commission
FY 1999-00 through FY 2013-14

	BUDGET		ACTUAL			
	Requested	Recommended	Received	Disbursed	Difference	Millage
FY 1999-00	4,438,223	4,438,223	4,526,563	4,634,734	(108,171)	10.70
FY 2000-01	4,578,228	4,578,228	4,742,928	4,742,928	0	10.70
FY 2001-02	4,780,832	4,780,832	5,064,720	5,064,720	0	10.060
FY 2002-03	5,220,795	5,220,795	5,188,082	5,188,082	0	10.221
FY 2003-04	5,443,295	5,443,295	5,432,853	5,432,853	0	10.466
FY 2004-05	6,704,287	6,332,798	6,357,434	6,357,434	0	12.207
FY 2005-06	6,502,275	6,502,275	6,723,672	6,723,672	0	10.928
FY 2006-07	6,772,081	6,772,081	7,370,530	7,370,530	0	11.300
FY 2007-08	7,397,830	7,397,830	7,939,810	7,939,810	0	11.913
FY 2008-09	8,457,436	8,457,436	8,783,570	8,783,570	0	12.499
FY 2009-10	9,339,316	9,339,316	9,130,851	9,130,758	92	12.499
FY 2010-11	9,490,558	9,490,558	9,577,219	9,577,404	(185)	12.116
FY 2011-12	9,635,607	9,635,607	9,859,456	9,859,456	0	12.315
FY 2012-13	9,964,629	9,964,629	8,583,084	8,329,227	253,857	12.315
* Received and Disbursed through February 28, 2013						
FY 2013-14	**10,305,173**					

Note: Full disbursement by Treasurer of all collections.

Lexington County Recreation & Aging Commission
563 South Lake Drive, Lexington, South Carolina 29072
803-359-4048
Randy H. Gibson
Executive Director

February 15, 2013

Joe G. Mergo, III
County Administrator
212 South Lake Drive
Lexington, SC 29072

Dear Mr. Mergo:

Please find enclosed, our preliminary General Fund Budget for the fiscal year 2013-14. We are not asking for a millage increase other than any CPI increase that County Council may approve and the estimated population growth.

We have always enjoyed our relationship with Council in past years and look forward to working with you and your staff in the future.

If we can be of any assistance to you please do not hesitate to let us know.

Sincerely,

Ransom (Randy) H. Gibson, CPA
Executive Director

LEXINGTON COUNTY RECREATION & AGING COMMISSION
PRELIMINARY GENERAL FUND BUDGET
FISCAL YEAR 2013-2014

Revenues:	
Property Taxes	$ 10,305,173
Fees & Registrations	1,753,834
Other	30,000
Total Revenues	12,089,007
Expendiutres:	
Personnel	5,456,147
Maintenance	2,759,975
Operations	393,990
Programs	886,020
Capital	422,000
Total Expenditures	9,918,132
Excess Revenue Over (Under) Expenditures	2,170,875
Other Financing Sources (Uses)	
Transfer To Aging Fund	(2,470,875)
Excess Revenue And Other Financing Sources Over (Under) Expenditures And Other Sources	(300,000)
Esimated Fund Balance - Beginning	8,118,199
Projected Fund Balance - Ending	$ 7,818,199

LEXINGTON COUNTY RECREATION AND AGING COMMISSION
PRELIMINARY GENERAL FUND
FISCAL YEAR 2013-2014 BUDGET

DESCRIPTION		FY 13-14 ANNUAL BUDGET
Property Taxes	$	10,305,173
Interest Earned		30,000
Special Projects Income		1,710,334
Rental Income		2,500
Miscellaneous		3,000
Special Events		4,000
Registration Fees		34,000
Total Revenues	$	12,089,007
Salaries		
Administration	$	776,544
Recreation		762,921
Part-Time		979,957
Maintenance		1,462,508
Fringes		1,474,217
Total Salaries	$	5,456,147
Maintenance		
Oil & Gasoline	$	225,000
Repairs		192,625
Utilities		985,000
Radio Service		15,000
Materials & Supplies		807,690
Landfill Fees		12,000
Garbage Service		47,200
Pest Control		9,460
Small Tools & Equipment		15,000
Sports Field Bulbs		12,000
Port-O-Johns		9,000
Contract Labor		365,000
Tennis Court Resurfacing		65,000
Total Maintenance	$	2,759,975
Operations		
Travel	$	10,200
Insurance		188,000
Office Operations		71,665
Conference Expense		12,000
Professional Training		7,375
Legal & Auditing		17,000
Medical Disbursements		750
Telephone		85,500
Facility Rent		1,500
Total Operations	$	393,990

LEXINGTON COUNTY RECREATION AND AGING COMMISSION
PRELIMINARY GENERAL FUND
FISCAL YEAR 2013-2014 BUDGET

DESCRIPTION		FY 13-14 ANNUAL BUDGET
Program Allowances		
Athletic Supplies	$	17,000
Officials		73,000
Grants		3,800
Commission Expenses		22,000
Special Events		2,000
Marketing & Promotions		7,000
Total Program Allowances	$	124,800
Capital Outlay		
Equipment	$	185,000
Furniture & Fixtures		20,000
Vehicles		167,000
Facility Improvements		50,000
Total Capital Outlay	$	422,000
Other Financing Uses		
Transfers - Aging Fund	$	2,470,875
Transfers - Other		
Total Other Financing Uses	$	2,470,875
Special Projects		
Batesburg-Leesville	$	31,350
Lexington Leisure		68,120
Spires		10,350
Tri-City		73,800
Oak Grove Tennis Complex		140,700
Cayce Tennis Complex		126,400
Oak Grove/Pine Grove		310,500
	$	761,220
Total Expenditures	$	12,389,007

LEXINGTON COUNTY RECREATION & AGING COMMISSION
Budgeted Revenues and Expenditures
Fund 7620
Fiscal Year 2013-14

Revenues:		
***REQUESTED* Lexington County Appropriation**	$ **10,305,173**	
Fees & Registrations	1,753,834	
Other	30,000	
Total Revenues		$ 12,089,007
Expenditures:		
Personnel	$ 5,456,147	
Maintenance	2,759,975	
Operations	393,990	
Programs	886,020	
Capital	422,000	
Total Expenditures		9,918,132
Excess (Deficiency) of Revenues Over Expenditures		2,170,875
Other Uses:		
Transfers to Other Funds (i.e. Aging Fund)		(2,470,875)
Transfers to Capital Projects Fund		0
Excess (Deficiency) of Revenues Over Expenditures and Other Uses		(300,000)
Estimated Fund Balance - Beginning of Fiscal Year		8,118,199
Projected Fund Balance - End of Fiscal Year		$ 7,818,199

Budgeted Revenues and Expenditures provided by Lexington County Recreation & Aging Commission.

Revenue Disbursements from Lexington County to Lexington County Recreation & Aging Commission
FY 1999-00 through FY 2013-14

	BUDGET		ACTUAL			
	Requested	Recommended	Received	Disbursed	Difference	Millage
FY 1999-00	4,438,223	4,438,223	4,526,563	4,634,734	(108,171)	10.70
FY 2000-01	4,578,228	4,578,228	4,742,928	4,742,928	0	10.70
FY 2001-02	4,780,832	4,780,832	5,064,720	5,064,720	0	10.060
FY 2002-03	5,220,795	5,220,795	5,188,082	5,188,082	0	10.221
FY 2003-04	5,443,295	5,443,295	5,432,853	5,432,853	0	10.466
FY 2004-05	6,704,287	6,332,798	6,357,434	6,357,434	0	12.207
FY 2005-06	6,502,275	6,502,275	6,723,672	6,723,672	0	10.928
FY 2006-07	6,772,081	6,772,081	7,370,530	7,370,530	0	11.300
FY 2007-08	7,397,830	7,397,830	7,939,810	7,939,810	0	11.913
FY 2008-09	8,457,436	8,457,436	8,783,570	8,783,570	0	12.499
FY 2009-10	9,339,316	9,339,316	9,130,851	9,130,758	92	12.499
FY 2010-11	9,490,558	9,490,558	9,577,219	9,577,404	(185)	12.116
FY 2011-12	9,635,607	9,635,607	9,859,456	9,859,456	0	12.315
FY 2012-13	9,964,629	9,964,629	8,583,084	8,329,227	253,857	12.315
* Received and Disbursed through February 28, 2013						
FY 2013-14	**10,305,173**					

Note: Full disbursement by Treasurer of all collections.

Lexington County Recreation & Aging Commission
563 South Lake Drive, Lexington, South Carolina 29072
803-359-4048
Randy H. Gibson
Executive Director

February 15, 2013

Joe G. Mergo, III
County Administrator
212 South Lake Drive
Lexington, SC 29072

Dear Mr. Mergo:

Please find enclosed, our preliminary General Fund Budget for the fiscal year 2013-14. We are not asking for a millage increase other than any CPI increase that County Council may approve and the estimated population growth.

We have always enjoyed our relationship with Council in past years and look forward to working with you and your staff in the future.

If we can be of any assistance to you please do not hesitate to let us know.

Sincerely,

Ransom (Randy) H. Gibson, CPA
Executive Director

LEXINGTON COUNTY RECREATION & AGING COMMISSION
PRELIMINARY GENERAL FUND BUDGET
FISCAL YEAR 2013-2014

Revenues:	
Property Taxes	$ 10,305,173
Fees & Registrations	1,753,834
Other	30,000
Total Revenues	12,089,007
Expendiutres:	
Personnel	5,456,147
Maintenance	2,759,975
Operations	393,990
Programs	886,020
Capital	422,000
Total Expenditures	9,918,132
Excess Revenue Over (Under) Expenditures	2,170,875
Other Financing Sources (Uses)	
Transfer To Aging Fund	(2,470,875)
Excess Revenue And Other Financing Sources Over (Under) Expenditures And Other Sources	(300,000)
Esimated Fund Balance - Beginning	8,118,199
Projected Fund Balance - Ending	$ 7,818,199

LEXINGTON COUNTY RECREATION AND AGING COMMISSION
PRELIMINARY GENERAL FUND
FISCAL YEAR 2013-2014 BUDGET

DESCRIPTION		FY 13-14 ANNUAL BUDGET
Property Taxes	$	10,305,173
Interest Earned		30,000
Special Projects Income		1,710,334
Rental Income		2,500
Miscellaneous		3,000
Special Events		4,000
Registration Fees		34,000
Total Revenues	$	12,089,007
Salaries		
Administration	$	776,544
Recreation		762,921
Part-Time		979,957
Maintenance		1,462,508
Fringes		1,474,217
Total Salaries	$	5,456,147
Maintenance		
Oil & Gasoline	$	225,000
Repairs		192,625
Utilities		985,000
Radio Service		15,000
Materials & Supplies		807,690
Landfill Fees		12,000
Garbage Service		47,200
Pest Control		9,460
Small Tools & Equipment		15,000
Sports Field Bulbs		12,000
Port-O-Johns		9,000
Contract Labor		365,000
Tennis Court Resurfacing		65,000
Total Maintenance	$	2,759,975
Operations		
Travel	$	10,200
Insurance		188,000
Office Operations		71,665
Conference Expense		12,000
Professional Training		7,375
Legal & Auditing		17,000
Medical Disbursements		750
Telephone		85,500
Facility Rent		1,500
Total Operations	$	393,990

LEXINGTON COUNTY RECREATION AND AGING COMMISSION
PRELIMINARY GENERAL FUND
FISCAL YEAR 2013-2014 BUDGET

DESCRIPTION		FY 13-14 ANNUAL BUDGET
Program Allowances		
Athletic Supplies	$	17,000
Officials		73,000
Grants		3,800
Commission Expenses		22,000
Special Events		2,000
Marketing & Promotions		7,000
Total Program Allowances	$	124,800
Capital Outlay		
Equipment	$	185,000
Furniture & Fixtures		20,000
Vehicles		167,000
Facility Improvements		50,000
Total Capital Outlay	$	422,000
Other Financing Uses		
Transfers - Aging Fund	$	2,470,875
Transfers - Other		
Total Other Financing Uses	$	2,470,875
Special Projects		
Batesburg-Leesville	$	31,350
Lexington Leisure		68,120
Spires		10,350
Tri-City		73,800
Oak Grove Tennis Complex		140,700
Cayce Tennis Complex		126,400
Oak Grove/Pine Grove		310,500
	$	761,220
Total Expenditures	$	12,389,007

IRMO CHAPIN RECREATION COMMISSION
Budgeted Revenues and Expenditures
Fund 7630
Fiscal Year 2013-2014

Revenues:		
REQUESTED **Lexington County Appropriation**	$ **3,999,510**	
Fees, Rentals, Registrations, Grants	533,000	
Other	531,000	
Total Revenues		$ 5,063,510
Expenditures:		
Personnel	$ 3,499,519	
Operations	1,438,991	
Capital	125,000	
Total Expenditures		5,063,510
Excess (Deficiency) of Revenues Over Expenditures		0
Other Uses:		
Transfers to Other Funds		0
Estimated Fund Balance - Beginning of Fiscal Year		Information not provided
Projected Fund Balance - End of Fiscal Year		Information not provided

Budgeted Revenues and Expenditures provided by Irmo Chapin Recreation Commission.

Revenue Disbursements from Lexington County to Irmo Chapin Recreation Commission
FY 1999-00 through FY 2013-14

	BUDGET		ACTUAL			
	Requested	Recommended	Received	Disbursed	Difference	Millage
FY 1999-00	1,780,260	1,780,260	1,818,919	1,858,285	(39,366)	10.90
FY 2000-01	1,860,309	1,860,309	1,859,473	1,859,462	11	10.90
FY 2001-02	1,920,769	1,920,769	1,975,727	1,975,727	0	9.888
FY 2002-03	2,561,714	2,561,714	2,494,120	2,494,120	0	13.046
FY 2003-04	2,604,105	2,604,105	2,609,000	2,609,000	0	13.359
FY 2004-05	2,644,105	2,644,105	2,691,387	2,691,387	0	13.666
FY 2005-06	2,736,187	2,736,187	3,021,978	3,021,978	0	11.975
FY 2006-07	3,235,748	2,971,463	3,147,135	3,147,135	0	12.382
FY 2007-08	3,261,683	3,261,683	3,356,585	3,356,585	0	13.053
FY 2008-09	3,467,169	3,467,169	3,574,898	3,574,898	0	13.695
FY 2009-10	3,536,512	3,536,512	3,644,985	3,644,960	25	13.695
FY 2010-11	3,642,607	3,642,607	3,781,001	3,781,050	(49)	13.139
FY 2011-12	3,788,311	3,788,311	3,930,007	3,930,007	0	13.354
FY 2012-13	3,883,019	3,883,019	3,550,203	3,483,932	66,270	13.354
* Received and Disbursed through February 28, 2013						
FY 2013-14	**3,999,510**					

Note: Full disbursement by Treasurer of all collections.

IRMO CHAPIN RECREATION COMMISSION

Commissioners
John A. Sowards, Chairman
Scott A. Wilhide, Vice Chairman
Emily C. Shuman, Secretary
Thomas H. McLean
Bruce P. Loveless

Executive Director
Elizabeth Taylor

ICRC Administration
5605 Bush River Road
Columbia, SC 29212
(803) 772-1228

Crooked Creek Park
1098 Old Lexington Hwy.
Chapin, SC 29036
(803) 345-6181

Saluda Shoals Park
5605 Bush River Road
Columbia, SC 29212
(803) 772-1228

Seven Oaks Park
200 Leisure Lane
Columbia, SC 29210
(803) 772-3336



February 04, 2013

Mr. Joe Mergo
Interim County Administrator
County of Lexington
212 South Lake Drive
Lexington, South Carolina 29072

Re: FY 2013-2014 Budget

Dear Mr. Mergo,

Per your request, we are enclosing our preliminary FY 13-14 budget. Note that this is an estimated budget and it is likely that some changes will be made before the budget becomes final. Currently, our budget timetable calls for a public hearing on May 15th and final adoption by the Commission on May 22, 2013. Once the budget is final we will promptly submit to it to you.

Our preliminary budget includes total funding sources anticipated and the estimated utilization of total funding as requested. Our request assumes a 3.0% increase in County tax revenue over the previously budgeted amount in 2012-13. This amount is reflective of both the growth rate in the assessed value of property in our District, and anticipated actual receipts. This amount is supported by figures provided to us by the Auditor's office. However, should County Council grant an additional amount for CPI we would like to reserve the option to amend our request accordingly.

In regards to your request on the service level indicators, we are enclosing our annual report which reflects clients served, number and types of programs, and other descriptive details of our operations.

I trust that the information we are submitting is adequate until the Commission's final approval of our budget in May. Please feel free to contact me if you need additional information.

Sincerely,

Elizabeth

Elizabeth Taylor
Executive Director

Enclosures

cc: Mr. Brad Mathews
Mr. Johnny Jeffcoat

Irmo Chapin Recreation Commission
General Fund
Proposed Budget for Lexington County Council
Fiscal Year 2013-2014

DESCRIPTION	FY 2013 Approved Budget	FY 2014 Requested	Increase (Decrease)
REVENUE:			
Local Taxes	$ 3,883,019	$ 3,999,510	$ 116,491
Interest Earned	10,000	10,000	0
Building Rentals	31,000	31,775	775
Outdoor Rentals	29,000	29,725	725
Fitness Fees	151,000	151,000	0
Concessions	0	0	0
I.D. Card Fees	22,000	22,000	0
Donations & Grant Related Income	31,300	32,500	1,200
Appeal Letter	25,000	25,000	0
TR Program	30,608	32,500	1,892
Grants & Contracts	513,000	175,000	(338,000)
Food Co-Op	24,000	25,000	1,000
CLTC Income	4,000	5,000	1,000
Special Events	2,575	3,500	925
Miscellaneous	6,000	6,000	0
Transfer from Fund 20 (health Insurance)	0	0	0
Transfer from SS Foundation	5,000	5,000	0
Employee Insurance Withholdings	110,000	110,000	0
Transfer from Special Revenue	287,987	250,000	(37,987)
Transfer from Previous year FB	929,513	150,000	(779,513)
TOTAL REVENUE	**6,095,002**	**5,063,510**	**(1,031,492)**
EXPENDITURES:			
Salaries	$ 2,225,833	$ 2,270,350	$ 44,517
Part Time Wages	244,310	289,996	45,686
Fringe Benefits	538,816	508,673	(30,143)
Health Insurance Costs	410,000	430,500	20,500
Professional Development	49,106	52,000	2,894
Staff Travel	1,750	1,750	0
Office Operations	15,350	16,500	1,150
I.D System Operations	5,489	6,500	1,011
Data Processing Operations	48,578	52,000	3,422
Office Equipment Maintenance	14,300	16,500	2,200
Printing/Advertising	10,262	12,500	2,238
Appeal Letter Expenses	9,500	10,500	1,000
Marketing	186,510	196,510	10,000
Telephone & Cable	79,583	85,000	5,417
Professional Services	60,000	75,000	15,000
Facility Maintenance	227,500	250,250	22,750
Fitness Equipment Maintenance	8,000	8,800	800
Fuel And Lubricants	44,000	48,400	4,400
Vehicle Maintenance	18,000	19,800	1,800
Park Equipment Maintenance	18,000	19,800	1,800
Utilities	221,000	247,520	26,520
Insurance	58,000	60,261	2,261
Special Events	8,000	8,000	0
Sundry Supplies	7,850	8,500	650
Intergenreational Programs	900	900	0
Meal Costs	56,000	60,000	4,000
Food Co-Op Expenses	19,000	21,000	2,000
GRI Expenses	14,000	16,000	2,000
TR Related Expenditures	10,365	12,000	1,635
Foundation Expenses	5,000	5,000	0
Miscellaneous Expenditures	24,000	28,000	4,000
Capital Outlay	1,356,000	125,000	(1,231,000)
Contigency	100,000	100,000	0
TOTAL EXPENDITURES	**6,095,002**	**5,063,510**	**(1,031,492)**
Net	**0**	**(0)**	**(0)**

MIDLANDS TECHNICAL COLLEGE
Budgeted Revenues and Expenditures
Fund 7650
Fiscal Year 2013-14

Revenues:		
Student Tuition & Fees	$ 50,104,223	
State Appropriations	12,887,537	
REQUESTED* Lexington County Appropriation	**4,612,606**	
Richland County Appropriation	6,763,487	
Fairfield County Appropriation	135,749	
Auxiliary Enterprises, Other	11,187,239	
Restricted Revenues (Federal and State Grants, Student Financial Aid, Other)	44,120,733	
Total Revenues		$ 129,811,574
Expenditures:		
Instruction / Academic Support	39,895,890	
Student Support Services	10,586,630	
Plant Operations	11,511,842	
Institutional Support	12,092,418	
Auxiliary Enterprises	7,944,207	
Restricted Disbursements (Federal and State Grants, Student Financial Aid, Other)	44,120,733	
Total Expenditures		126,151,720
Excess (Deficiency) of Revenues Over Expenditures		3,659,854
Other Uses:		
Transfers (Capital)		3,659,854
Excess (Deficiency) of Revenues Over Expenditures and Other Uses		0
Estimated Fund Balance - Beginning of Fiscal Year		Information not provided
Projected Fund Balance - End of Fiscal Year		Information not provided

*** Includes $1,429,664 for Capital Fund 7652.**

Budgeted Revenues and Expenditures provided by Midlands Technical College.

Revenue Disbursements from Lexington County to Midlands Technical College
FY 1999-00 through FY 2013-14

	BUDGET		ACTUAL			
	Requested	Recommnded	Received	Disbursed	Difference	Millage
FY 1999-00	1,746,808	1,746,808	1,786,474	1,805,344	(18,870)	3.00
FY 2000-01	1,852,281	1,852,281	1,858,789	1,866,266	(7,477)	3.00
FY 2001-02	2,027,666	2,027,666	1,979,824	2,027,666	(47,842)	2.792
FY 2002-03	2,200,556	2,200,556	2,186,699	2,200,556	(13,857)	3.137
FY 2003-04	2,198,364	2,198,364	2,301,235	2,198,365	102,870	3.212
FY 2004-05	2,324,164	2,324,164	2,407,884	2,324,164	83,720	3.286
FY 2005-06	2,384,944	2,384,944	2,562,561	2,384,974	177,587	2.924
FY 2006-07	2,455,176	2,455,176	2,785,364	2,455,176	330,188	3.023
FY 2007-08	2,540,753	2,540,753	2,856,103	2,540,753	315,350	3.023
FY 2008-09	2,629,201	2,629,201	2,968,442	2,629,201	339,241	3.023
FY 2009-10	2,629,201	2,629,201	3,048,806	2,721,402	327,404	3.023
FY 2010-11	2,816,652	2,816,652	3,190,579	2,816,652	373,927	2.922
FY 2011-12	2,955,969	2,955,969	3,279,519	2,955,969	323,550	2.970
FY 2012-13	3,059,427	3,059,427	2,869,109	2,790,579	78,530	2.970
* Received and Disbursed through February 28, 2013						
FY 2013-14	**3,182,942**					

Note: Disbursement by Treasurer is equal to amount approved (budgeted) each fiscal year.

Midlands Technical College

February 14, 2013

Mr. Joe G. Mergo, III
Lexington County Administrator
212 South Lake Drive
Lexington, SC 29072

Dear Mr. Mergo:

Enclosed is Midlands Technical College's 2013-2014 Budget Request for Lexington County. Also enclosed is a report of funding sources and service level indicators. Please note that the College will utilize 100 percent of the requested budget during 2013-2014.

We would appreciate as much of an advance notice as possible if the College is expected to present its budget. However, Dr. White and I would welcome the opportunity to provide Council a college update at some point during the budget process.

As always, thank you for your support and please call if you have questions.

Sincerely,

Ronald L. Rhames

Dr. Ronald L. Rhames
Senior Vice President and Chief Operating Officer

RLR:sn
Enclosures

C: Mr. Randy Poston, Finance Director, Lexington County
Dr. Marshall White, President
Ms. Debbie Walker, AVP for Business Affairs
Mr. Craig Hess, Director of Operations
Mr. Ian MacLean, Director of Finance
Ms. Sheila Smith, Budget Manager

Rhames/J. Mergo 2013

MIDLANDS TECHNICAL COLLEGE
Budget Request
Fiscal Year 2013-14
Richland-Lexington Counties, South Carolina

Midlands Technical College is pleased to submit its budget request for fiscal year 2013-14. In developing this budget request, the College is keenly aware of the pressures on local governments to provide quality services for citizens, while minimizing the effect on taxes. Midlands Technical College has a history of keeping its requests to County Councils at a minimum. The College does this by controlling personnel costs, deferring maintenance and limiting essential equipment purchases. Despite making these sacrifices, the College has been able to maintain high level, quality educational services and facilities for the citizens of the Midlands. This budget is developed with the same level of commitment the College has to providing quality services to the citizenry, while minimizing the effect on taxpayers.

Midlands Technical College receives funding from Richland and Lexington Counties for facilities and operations under South Carolina Article 1730 to Chapter 53, Title 59, of the Code of Law, 1989. Facilities and Operations funding consists of funds for utilities, security, housekeeping, transportation, non-personnel insurance, maintenance, and repair of buildings and grounds, building alterations and modifications and construction of new facilities, as well as funds for college personnel associated with these activities. The funding responsibility is based on a population distribution and is split 40.56% Lexington County and 59.44% Richland County based on the census done in 2010.

Pages 2-4 represent the College's 2013-14 operating budget request. Page 5 is the College's 10-year capital plan.

Based on the population distribution outlined in Paragraph 2 above, the budget request for fiscal year 2013-14 is shown below.

Lexington County	**2013-14**
Operating Budget	$3,182,942
Capital Budget	$ 908,034 *
Debt Service	0.5 Mil ***

Richland County	**2013-14**
Operating Budget	$4,664,547
Capital Budget	1 Mil **
Debt Service	0.5 Mil ***

* $908,034 is for Capital Projects.

** For fiscal year 2013-14, $1,330,709 will be designated. Any undesignated funds will be escrowed for future projects.

*** For construction and debt service toward the four Half Mil projects approved in 2005-06 budget cycle. (Harbison Campus General Purpose Classroom/Auditorium, Batesburg/Leesville Education Facility, NE Campus Engineering Technology Project, and NE Campus Accelerator)

MIDLANDS TECHNICAL COLLEGE

Plant Operations Budget
FY 2013-14

Facilities and Operations Funding Requirements: The College's total FY 2013-14 Facilities and Operations Budget is shown below (excluding capital):

	FY 12-13	**FY 13-14**
UTILITIES	2,334,534	2,240,834
HOUSEKEEPING/GROUNDS	1,523,608	1,734,836
GENERAL MAINTENANCE	1,292,365	1,449,605
SECURITY	1,033,095	1,033,106
MAJOR REPAIRS/CONSTRUCTION	600,000	600,000
ADMINISTRATION	509,150	524,204
INSURANCE	139,500	149,340
TRANSPORTATION	110,714	115,564
TOTAL	**$7,542,966**	**$7,847,489**

FY 2013-14
COUNTY BUDGET

	FY 12-13	FY 13-14
UTILITIES	**2,334,534**	**2,240,834**
HOUSEKEEPING/GROUNDS		
Salaries - Permanent	418,599	478,424
Staff Benefits - Permanent	146,509	167,449
Salaries - Temporary	5,000	5,000
Contract Labor	758,000	862,223
Supplies (Housekeeping)	136,000	152,240
Supplies (Grounds)	50,000	60,000
Uniforms	1,000	1,000
Equipment	8,500	8,500
Total Housekeeping/Grounds	**1,523,608**	**1,734,836**
GENERAL MAINTENANCE		
Salaries - Permanent	472,496	499,650
Salaries - Temporary	5,000	5,000
Staff Benefits	165,374	174,878
Uniforms	4,000	2,500
General Repair/Maintenance	347,495	376,177
Professional Services	3,000	3,200
Supplies	295,000	388,200
Total General Maintenance	**1,292,365**	**1,449,605**
SECURITY		
Salaries - Permanent	260,997	227,699
Staff Benefits - Permanent	104,398	91,080
Contract Security	654,200	698,427
Supplies	13,500	15,900
Total Security	**1,033,095**	**1,033,106**

MAJOR REPAIRS/CONSTRUCTION		
General Alterations/Repairs	200,000	200,000
Roof Repairs - College-wide (Plant)	200,000	200,000
Mech. Systems	200,000	200,000
Total Major Repairs/Construction	**600,000**	**600,000**
ADMINISTRATION		
Salaries - Permanent	369,000	378,225
Staff Benefits	129,150	132,379
Training	2,000	4,000
Travel	1,500	1,500
Office Support	7,500	8,100
Total Administration	**509,150**	**524,204**
INSURANCE		
Buildings and Contents	115,000	124,840
Motor Vehicles	24,500	24,500
Total Insurance	**139,500**	**149,340**
TRANSPORTATION		
Motor Vehicle Supplies/Repair	74,714	79,564
Vehicle Replacement	36,000	36,000
Total Transportation	**110,714**	**115,564**
TOTAL	**7,542,966**	**7,847,489**

	MIDLANDS TECHNICAL COLLEGE CAPITAL NEEDS CAS	BUDGET												
	BY SOURCE OF FUNDS	thru 12/13	13/14	14/15	15/16	16/17	17/18	18/19	19/20	20/21	21/22	TOTAL	PROJ. TOTAL	
1	LIBRARY BUILDING REPLACEMENT (BELTLINE)													1
2	RICHLAND COUNTY	$ 4,645,818										$ 4,645,818		2
3	LEXINGTON COUNTY	$ 3,154,222										$ 3,154,222		3
4	COLLEGE FUNDS	$ 2,999,960										$ 2,999,960	$ 10,800,000	4
5	INDUSTRIAL TECHNOLOGY CENTER (AIRPORT)													5
6	RICHLAND COUNTY	$ 1,245,153										$ 1,245,153		6
7	LEXINGTON COUNTY	$ 865,276										$ 865,276		7
8	COLLEGE FUNDS	$ 2,889,571										$ 2,889,571	$ 5,000,000	8
9	AIRPORT PROPERTY PURCHASE													9
10	RICHLAND COUNTY	$ 323,948										$ 323,948		10
11	LEXINGTON COUNTY	$ 221,052										$ 221,052		11
12	COLLEGE FUNDS											$ -	$ 545,000	12
13	MORRIS HALL EXPANSION (AIRPORT)													13
14	RICHLAND COUNTY											$ -		14
15	LEXINGTON COUNTY											$ -		15
16	COLLEGE FUNDS	$ 1,100,000										$ 1,100,000	$ 1,100,000	16
17	LIBRARY RENOVATIONS (AIRPORT)													17
18	RICHLAND COUNTY	$ 638,199	$ 847,801									$ 1,486,000		18
19	LEXINGTON COUNTY	$ 435,487	$ 578,513									$ 1,014,000	$ 2,500,000	19
20	BC LET RENOVATION/REPLACEMENT													20
21	RICHLAND COUNTY		$ 482,908	$ 1,119,563	$ 1,146,710	$ 1,174,399						$ 3,923,580		21
22	LEXINGTON COUNTY		$ 329,521	$ 763,955	$ 782,479	$ 801,373						$ 2,677,329		22
23	STATE FUNDS-CIB					$ 6,921,202						$ 6,921,202		23
24	COLLEGE FUNDS	$ 577,889				$ 2,500,000						$ 3,077,889	$ 16,600,000	24
25	BC WM RENOVATION													25
26	STATE FUNDS-CIB					$ 16,600,000						$ 16,600,000	$ 16,600,000	26
27	NE CLASS RM/ADMIN FACILITY													27
28	RICHLAND COUNTY											$ -		28
29	LEXINGTON COUNTY											$ -		29
30	STATE FUNDS-CIB									$ 16,000,000		$ 16,000,000	$ 16,000,000	30
31	PLANT PROJECTS*													31
32	COUNTY PLANT FUNDS		$ 600,000	$ 600,000	$ 600,000	$ 600,000	$ 600,000	$ 600,000	$ 600,000	$ 600,000	$ 600,000	$ 5,400,000		32
33	COLLEGE FUNDS		$ 200,000	$ 200,000	$ 200,000	$ 200,000	$ 200,000	$ 200,000	$ 200,000	$ 200,000	$ 200,000	$ 1,800,000	$ 7,200,000	33
34	MAJOR BUILDING RENOVATION													34
35	RICHLAND COUNTY			$ 237,760	$ 237,760	$ 237,760	$ 1,440,402	$ 1,469,210	$ 1,498,595	$ 1,528,566	$ 1,559,138	$ 8,209,192		35
36	LEXINGTON COUNTY			$ 162,240	$ 162,240	$ 162,240	$ 982,886	$ 1,002,543	$ 1,022,594	$ 1,043,046	$ 1,063,907	$ 5,601,696	$ 13,810,888	36
37	DEBT SERVICE													37
38	COLLEGE FUNDS		$ 1,210,139	$ 1,184,342	$ 1,158,029	$ 1,131,189	$ 1,103,813	$ 1,075,889	$ 1,047,407	$ 1,018,355	$ 988,722	$ 9,917,885		38
39	RICH COUNTY HALF MIL - DEBT SERVICE		$ 768,231	$ 783,596	$ 799,268	$ 815,253	$ 831,558	$ 848,189	$ 865,153	$ 882,456	$ 900,105	$ 7,493,811		39
40	LEX COUNTY HALF MIL - DEBT SERVICE		$ 521,630	$ 532,062	$ 542,704	$ 553,558	$ 564,629	$ 575,921	$ 587,440	$ 599,189	$ 611,172	$ 5,088,304	$ 22,500,000	40
41	TOTAL ALL SOURCES	$ 19,096,575	$ 5,538,744	$ 5,583,518	$ 5,629,189	$ 31,696,975	$ 5,723,288	$ 5,771,754	$ 5,821,189	$ 21,871,613	$ 5,923,045	$ 112,655,888	$ 112,655,888	41
42	TOTAL BY SOURCE (PER YEAR)	12/13	13/14	14/15	15/16	16/17	17/18	18/19	19/20	20/21		TOTAL		42
43	RICHLAND COUNTY	$ 6,853,118	$ 1,330,709	$ 1,357,323	$ 1,384,470	$ 1,412,159	$ 1,440,402	$ 1,469,210	$ 1,498,595	$ 1,528,566	$ 1,559,138	$ 19,833,691		43
44	LEXINGTON COUNTY	$ 4,676,037	$ 908,034	$ 926,195	$ 944,719	$ 963,613	$ 982,886	$ 1,002,543	$ 1,022,594	$ 1,043,046	$ 1,063,907	$ 13,533,575		44
45	STATE FUNDS - CIB					$ 6,921,202			$ 16,600,000	$ 16,000,000	$ -	$ 39,521,202		45
46	COLLEGE FUNDS	$ 7,567,420	$ 1,410,139	$ 1,384,342	$ 1,358,029	$ 3,831,189	$ 1,303,813	$ 1,275,889	$ 1,247,407	$ 1,218,355	$ 1,188,722	$ 21,785,305		46
47	COLLEGE FUNDS (BONDS)											$ -		47
48	RICH COUNTY HALF MIL - DEBT SERVICE		$ 768,231	$ 783,596	$ 799,268	$ 815,253	$ 831,558	$ 848,189	$ 865,153	$ 882,456	$ 900,105	$ 7,493,811		48
49	LEX COUNTY HALF MIL - DEBT SERVICE		$ 521,630	$ 532,062	$ 542,704	$ 553,558	$ 564,629	$ 575,921	$ 587,440	$ 599,189	$ 611,172	$ 5,088,304		49
50	COUNTY PLANT FUNDS		$ 600,000	$ 600,000	$ 600,000	$ 600,000	$ 600,000	$ 600,000	$ 600,000	$ 600,000	$ 600,000	$ 5,400,000		50
51	TOTAL ALL SOURCES	$ 19,096,575	$ 5,538,744	$ 5,583,518	$ 5,629,189	$ 15,096,975	$ 5,723,288	$ 5,771,754	$ 22,421,189	$ 21,871,613	$ 5,923,045	$ 112,655,888		51
52	RICHLAND COUNTY EST. VALUE OF MIL		$ 1,536,462	$ 1,567,191	$ 1,598,535	$ 1,630,506	$ 1,663,116	$ 1,696,378	$ 1,730,306	$ 1,764,912	$ 1,800,210			52
53	LEXINGTON COUNTY EST. VALUE OF MIL		$ 1,041,016	$ 1,061,836	$ 1,083,073	$ 1,104,735	$ 1,126,829	$ 1,149,366	$ 1,172,353	$ 1,195,800	$ 1,219,716			53
54	RC EST. HALF MIL FOR DEBT SERVICE		$ 768,231	$ 783,596	$ 799,268	$ 815,253	$ 831,558	$ 848,189	$ 865,153	$ 882,456	$ 900,105			54
55	LC EST. HALF MIL FOR DEBT SERVICE		$ 520,508	$ 530,918	$ 541,537	$ 552,367	$ 563,415	$ 574,683	$ 586,177	$ 597,900	$ 609,858			55
56			13/14	14/15	15/16	16/17	17/18	18/19	19/20	20/21	20/21			56
57	EST. RICHLAND MILS REQUIRED		1.4	1.4	1.4	1.4	1.4	1.4	1.4	1.4	1.4			57
58	EST. LEXINGTON MILS REQUIRED		1.4	1.4	1.4	1.4	1.4	1.4	1.4	1.4	1.4			58

* SUPPLEMENT PLANT FUNDS PARKING, PAVING, MECHANICAL SYSTEMS, ROOFING COLLEGE WIDE

Midlands Technical College
Projected Budgeted Revenues, Disbursements and Transfers
Fiscal Year 2013-2014
Lexington County Council

REVENUES		
Unrestricted		
Student Tuition and Fees	$	50,104,223
Government		
State	$	12,887,537
County		
Lexington	$	4,612,606
Richland	$	6,763,487
Fairfield	$	135,749
Auxiliary Enterprises	$	9,287,189
Other	$	1,900,050
TOTAL	**$**	**85,690,841**
Restricted		
Federal Grants	$	4,832,405
Student Financial Aid	$	38,234,678
State Grants	$	127,300
Other	$	926,350
TOTAL*	**$**	**44,120,733**
TOTAL REVENUES	**$**	**129,811,574**
DISBURSEMENTS AND TRANSFERS		
Disbursements		
Unrestricted		
Instruction/Academic Support	$	39,895,890
Student Support Services	$	10,586,630
Plant Operations	$	11,511,842
Institutional Support	$	12,092,418
Auxiliary Enterprises	$	7,944,207
TOTAL	**$**	**82,030,987**
Restricted		
TOTAL*	**$**	**44,120,733**
Transfers (Capital)		
TOTAL	**$**	**3,659,854**
TOTAL DISBURSEMENTS AND TRANSFERS	**$**	**129,811,574**

*Restricted revenues and disbursements are the same amount and must balance.

Estimated Fund Balance - Beginning of Fiscal Year $4,922,231
Projected Fund Balance - End of Fiscal Year $4,990,184

MIDLANDS TECHNICAL COLLEGE
Capital Budget
Budgeted Revenues and Expenditures
Fund 7652
Fiscal Year 2013-14

Lexington County's Appropriation request for Capital Projects of Midlands Technical College include:
Library Renovations - Airport Campus, $578,513
Beltline Campus Landau Engineering Technology Building Renovation - Replacement, $329,521
Debt Service, .5 mill approved in FY 2006 for Batesburg-Leesville and Harbison classroom projects.

Money should be disbursed in a lump sum in June 2013.

Revenues:			
REQUESTED **Lexington County Appropriation - Capital**		**$ 908,034**	
REQUESTED **Lexington County Appropriation - Debt Service**		**521,630**	
Total Revenues			**$ 1,429,664**
Expenditures:			
Library Renovations - Airport Campus		578,513	
BC LET Building Renovation		329,521	
Debt Service - B/L & Harbison Classroom Projects	(Estimate)	521,630	
Total Expenditures			1,429,664
Excess (Deficiency) of Revenues Over Expenditures			0
Estimated Fund Balance - Beginning of Fiscal Year			Information not provided
Projected Fund Balance - End of Fiscal Year			Information not provided

Budgeted Revenues and Expenditures provided by Midlands Technical College.

Revenue Disbursements from Lexington County to Midlands Technical College - Capital Budget
FY 1999-00 through FY 2013-14

	BUDGET		ACTUAL			
	Requested	Recommended	Received	Disbursed	Difference	Millage
FY 1999-00	489,250	489,250	497,569	489,250	8,319	1.00
FY 2000-01	494,000	494,000	599,110	494,000	105,110	1.00
FY 2001-02	520,000	520,000	631,315	520,000	111,315	0.931
FY 2002-03	661,600	661,600	647,768	661,600	(13,832)	0.946
FY 2003-04	665,000	665,000	672,245	665,000	7,245	0.969
FY 2004-05	677,000	677,000	705,308	677,000	28,308	0.991
FY 2005-06	691,000	1,070,040	1,128,876	1,090,970	37,906	1.382
FY 2006-07	1,105,000	1,105,000	1,274,637	1,105,000	169,637	1.429
FY 2007-08	1,121,635	1,121,635	1,308,430	1,121,635	186,795	1.429
FY 2008-09	1,144,688	1,144,688	1,352,941	1,144,688	208,253	1.429
FY 2009-10	1,229,110	1,229,110	1,388,126	1,229,110	159,016	1.429
FY 2010-11	1,343,252	1,343,252	1,460,553	1,343,252	117,301	1.381
FY 2011-12	1,357,008	1,357,008	1,521,721	1,357,008	164,713	1.404
FY 2012-13	1,374,677	1,374,677	1,347,137	0	1,347,137	1.404
* Received and Disbursed through February 28, 2013						
FY 2013-14	**1,429,664**					

Note: Disbursement by Treasurer is equal to amount approved (budgeted) each fiscal year.

RIVERBANKS ZOOLOGICAL PARK & BOTANICAL GARDEN

Budgeted Revenues and Expenditures
Fund 7680
Fiscal Year 2013-14

Revenues:		
Earned Revenues	$ 7,222,061	
***REQUESTED* Lexington County Appropriation**	**1,148,812**	
Richland County Appropriation	2,001,240	
State Funding	0	
Accommodations Tax	215,000	
Total Revenues		$ 10,587,113
Expenditures:		
Administrative	$ 1,615,918	
Animal Care	3,166,571	
Education	173,645	
Botanical	859,911	
Facility Management	1,024,705	
Public Relations & Marketing	886,271	
Visitor Services	1,615,809	
Utilities	1,036,900	
Total Expenditures		10,379,730
Excess (Deficiency) of Revenues Over Expenditures		207,383
Other Uses:		
Transfer to Capital Projects Fund		207,383
Transfer to Special Revenue Fund		0
Excess (Deficiency) of Revenues Over Expenditures and Other Uses		0
Estimated Fund Balance - Beginning of Fiscal Year		2,824,807
Projected Fund Balance - End of Fiscal Year		2,824,807

* Fund Balance consists of Reserves for Operations (necessary when inclement weather conditions negatively affect attendance and revenues) and Reserves for Major Repairs.

Budgeted Revenues and Expenditures provided by Riverbanks Zoological Park & Botanical Garden.

Revenue Disbursements from Lexington and Richland Counties to Riverbanks Zoological Park
FY 1999-00 through FY 2013-14

	Lexington County						**Richland County**		
	BUDGET		ACTUAL						
	Requested	Recommended	Received	Disbursed	Difference	Millage	Requested	Actual	Millage
FY 1999-00	666,540	666,540	696,625	666,540	30,085	1.20	1,108,121	1,108,121	1.20
FY 2000-01	699,868	699,868	731,070	705,462	25,608	1.20	1,305,928	1,305,928	1.20
FY 2001-02	718,764	718,764	777,742	718,764	58,978	1.113	1,300,837	1,300,837	1.30
FY 2002-03	740,327	740,327	795,693	740,326	55,367	1.131	1,381,424	1,381,424	1.30
FY 2003-04	762,537	762,537	828,296	762,537	65,759	1.158	1,422,867	1,422,867	1.40
FY 2004-05	790,000	790,000	871,506	790,000	81,506	1.185	1,423,000	1,423,000	1.40
FY 2005-06	868,014	868,014	939,922	868,014	71,908	1.052	1,545,509	1,545,509	1.30
FY 2006-07	1,026,362	1,026,362	845,184	927,810	(82,626)	1.088	1,423,000	1,423,000	1.30
*There was an additional disbursement of $128,836 from the fund balance for a tram purchase.									
FY 2007-08	924,800	924,800	1,021,012	924,800	96,212	1.088	1,646,618	1,646,618	1.30
FY 2008-09	950,694	950,694	1,044,702	950,694	94,008	1.088	1,692,724	1,868,100	1.30
FY 2009-10	1,102,733	1,266,733	1,066,986	1,266,733	(199,747)	1.088	1,939,630	1,868,100	1.30
*There was an additional disbursement of $164,000 from the fund balance for litigation fees.									
FY 2010-11	1,102,733	1,126,286	1,143,546	1,126,286	17,260	1.075	1,868,100	1,991,520	1.30
FY 2011-12	1,126,286	1,126,286	1,194,244	1,126,286	67,958	1.093	1,868,100	1,964,032	1.30
FY 2012-13	1,126,286	1,126,286	1,043,855	1,015,498	28,357	1.093	1,923,400	1,962,000	1.30
* Received and Disbursed through February 28, 2013									
FY 2013-14	**1,148,812**						**2,001,240**		

Note: Disbursement by Treasurer is equal to amount approved (budgeted) each fiscal year.

RIVERBANKS ZOO AND GARDEN

500 Wildlife Parkway - P.O. Box 1060 - Columbia SC 29202 - 1060
803.779.8717 - Fax 803.253.6381 - www.riverbanks.org

Dear Lexington County Council

Attached please find a draft copy of the 2013 - 2014 operating budget of the Riverbanks Park Commission, the governing authority of Riverbanks Zoo and Garden. We are pleased to report that due to the successful operating performance of the Zoo and Garden we are again able to off-set increases in our operating budget through corresponding increases in our earned revenue.

Highlights of the budget include:

- With minor differences, this is the same basic budget that the Zoo and Garden has operated under for the past five years.
- Earned income is based upon the Zoo and Garden attracting almost 1 million visitors.
- The Riverbanks Society is projected to contribute $1.1 million to the Zoo and Garden operating budget.
- The budget currently calls for no increase in salaries for Riverbanks employees.

You might be interested in knowing that in addition to being South Carolina's largest attraction, Riverbanks is still the largest zoo in the southeastern United States. And with nearly 40% of all Riverbanks visitors originating from beyond 50 miles away, our impact on the Midlands economy remains strong.

I trust that you will let me know if you have any questions about the budget or Riverbanks Zoo and Garden.

We are indeed pleased to provide our citizens with a quality educational and recreational experience.

Sincerely

Palmer Krantz
Executive Director
Riverbanks Zoo and Garden

cc Riverbanks Park Commission

RIVERBANKS ZOOLOGICAL PARK AND BOTANICAL GARDEN

2013-14 GENERAL FUND BUDGET

TABLE OF CONTENTS

Budget Summary - Exhibit A		Page 1
Funding Request - Lexington and Richland Counties - Exhibit B		Page 2
Revenues Summary - Schedule 1		Page 3
Attendance and Admissions Revenue - Schedule 2		Page 4
Other Revenues - Schedule 3		Page 5
Expenditures Summary - Schedule 4		Page 6
Division Budgets:	Administrative - Schedule 5	Page 7
	Animal Care - Schedule 6	Page 8
	Education - Schedule 7	Page 9
	Botanical - Schedule 8	Page 10
	Facilities Management - Schedule 9	Page 11
	Public Relations & Marketing - Schedule 10	Page 12
	Visitor Services - Schedule 11	Page 13
	Utilities - Schedule 12	Page 14

RICHLAND-LEXINGTON RIVERBANKS PARK DISTRICT
RIVERBANKS ZOO AND GARDEN - GENERAL FUND BUDGET

EXHIBIT A

Fiscal Year 2013-14

BUDGET SUMMARY

	F/Y 2010-11 Actual	F/Y 2011-12 Actual	F/Y 2012-13 Budget	F/Y 2013-14 Budget
REVENUES:				
Earned Revenues - Schedule 1	$6,798,550	$7,374,750	$7,043,427	$7,222,061
Governmental Support - Schedule 1	3,282,806	3,282,612	3,293,286	3,365,052
Total Revenues	10,081,356	10,657,362	10,336,713	10,587,113
EXPENDITURES:				
Administrative Division - Schedule 5	1,179,818	1,479,794	1,510,600	1,615,918
Animal Care Division - Schedule 6	2,873,900	2,962,067	3,074,341	3,166,571
Education Division - Schedule 7	187,841	150,746	168,587	173,645
Botanical Division - Schedule 8	801,936	831,526	834,865	859,911
Facility Management Division - Schedule 9	755,271	784,920	994,859	1,024,705
Public Relations & Marketing Division - Schedule 10	849,037	809,959	860,457	886,271
Visitor Services Division - Schedule 11	1,506,026	1,554,472	1,568,747	1,615,809
Utilities - Schedule 12	884,781	917,925	958,000	1,036,900
Other Financing Uses - Oper. Trans. to Capital Projects Fu	496,134	651,945	326,257	207,383
Other Financing Uses - Oper. Trans. to Special Rev. Fund	39,443	42,608	40,000	0
Total Expenditures	9,574,187	10,185,962	10,336,713	10,587,113
SURPLUS OR (DEFICIT)	507,169	471,400	0	0
Fund Balance - Beginning	1,846,238	2,353,407	2,824,807	2,824,807
Fund Balance - Ending	2,353,407	2,824,807	2,824,807	2,824,807

Page 1

RICHLAND-LEXINGTON RIVERBANKS PARK DISTRICT **EXHIBIT B**
RIVERBANKS ZOO AND GARDEN - GENERAL FUND BUDGET

Fiscal Year 2013-14

FUNDING REQUEST - Lexington and Richland Counties

		F/Y 2010-11 Actual	F/Y 2011-12 Actual	F/Y 2012-13 Budget	F/Y 2013-14 Budget
Lexington County		$1,126,286	$1,126,286	$1,126,286	$1,148,812
Richland County		1,991,520	1,964,032	1,962,000	2,001,240
Total Funding Request		3,117,806	3,090,318	3,088,286	3,150,052
Millage:	Lexington	1.088	1.093	1.093	To be
	Richland	1.30	1.30	1.30	determined.

Page 2

RICHLAND-LEXINGTON RIVERBANKS PARK DISTRICT **SCHEDULE 1**
RIVERBANKS ZOO AND GARDEN - GENERAL FUND BUDGET

Fiscal Year 2013-14

REVENUES SUMMARY

	F/Y 2010-11 Actual	F/Y 2011-12 Actual	F/Y 2012-13 Budget	F/Y 2013-14 Budget
EARNED REVENUES:				
General Admissions Revenue	$3,725,811	$3,944,390	$3,932,130	$3,932,130
Concession Fees - Retail Food and Gift Sales	876,002	980,428	890,000	916,700
Riverbanks Society Operating Contributions	1,000,000	1,000,000	1,000,000	1,100,000
Other Revenue - Schedule 3	1,196,737	1,449,932	1,221,297	1,273,231
Total Earned Revenue	6,798,550	7,374,750	7,043,427	7,222,061
GOVERNMENTAL SUPPORT				
County Funding - Exhibit B	3,117,806	3,090,318	3,088,286	3,150,052
Accommodations & Hospitality Taxes	165,000	192,294	205,000	215,000
Total Governmental Support	3,282,806	3,282,612	3,293,286	3,365,052
TOTAL REVENUES	10,081,356	10,657,362	10,336,713	10,587,113

Admissions Revenue for 2013-14 is based on 988,946 total visitors (including Lights and Boo)

Page 3

RICHLAND-LEXINGTON RIVERBANKS PARK DISTRICT **Schedule 2**
RIVERBANKS ZOO - GENERAL FUND BUDGET

Fiscal Year 2013-14

ATTENDANCE AND ADMISSIONS
REVENUE PROJECTION

Admission Category:	Actual FY 2010-11 Attendance	Actual FY 2011-12 Attendance	Projected FY 2012-13 Attendance	Projected FY 2013-14 Attendance	Admission Fees	Projected Adm. Rev. 2013-14
REGULAR ATTENDANCE:						
Adults	182,740	189,765	190,644	192,550	11.75	$2,262,463
Children	77,294	61,167	85,359	86,213	9.25	797,470
Discount Adults	8,436	5,864	5,086	5,137	10.75	55,223
Discount Children	5,442	3,782	3,583	3,619	8.75	31,666
Senior Citizens	14,165	15,630	15,375	15,529	10.75	166,937
Military	16,866	21,471	21,104	21,315	10.75	229,136
Group - Adults	28,726	44,303	19,352	19,546	10.00	195,460
Group - Children	59,140	58,853	38,788	39,176	8.00	313,408
Children Under Three	59,445	58,857	61,866	62,485	0.00	0
Society	376,052	396,897	339,341	342,734	0.00	0
Free School Groups-Rich/Lex Counties	24,461	19,081	31,195	31,507	0.00	0
Other-Comp., Promo., Free Fridays, etc.	43,061	42,454	58,462	59,047	0.00	0
TOTAL REGULAR ATTEND. AND REVENUE	895,828	918,124	870,155	878,858		4,051,763
Less Admissions Tax						-119,633
PROJECTED REGULAR ADMISSIONS REVENUE NET OF TAX						3,932,130
LIGHTS ATTENDANCE AND REVENUE:						
Adults	71,347	75,270	16,492	17,317	10.00	173,176
Children	0	0	3,533	3,710	8.00	29,686
On line Adults			6,704	7,039	8.00	56,318
On line Children			2,020	2,121	6.00	12,732
Society	0	0	23,328	24,494	0.00	0
Under 3 & Complimentary	0	0	3,761	3,949	0.00	0
TOTAL LIGHTS ATTENDANCE & REVENUE	71,347	75,270	55,838	58,630		271,912
Less Admissions Tax						-12,948
PROJECTED LIGHTS ADMISSIONS REVENUE NET OF TAX						258,964
BOO AT THE ZOO ATTENDANCE AND REVENUE:						
Members On line	24,187	27,615	13,312	13,978	6.00	83,874
Non-members On line	0	0	10,154	10,662	8.00	85,302
Visitors at Gate		0	3,660	3,843	10.00	38,436
Other- Non-paying - Under 3, Comp.	2,962	3,005	2,986	3,135	0.00	0
TOTAL BOO ATTENDANCE & REVENUE	27,149	30,620	30,112	31,618		207,612
Less Admissions Tax						-9,886
PROJECTED BOO ADMISSIONS REVENUE NET OF TAX						197,726
CORPORATE GROUP SALES ATTENDANCE AND REVENUE:						
Adults	3,220	3,922	13,920	14,616	9.00	125,286
Children	2,680	1,556	4,975	5,224	8.00	39,806
TOTAL CORPORATE ATTEND. AND REV.	5,900	5,478	18,895	19,840		165,092
Less Admissions Tax						-4,874
PROJECTED CORPORATE ADMISSIONS REVENUE NET OF TAX						160,218
GRAND TOTAL ATTENDANCE AND REVENUE	1,000,224	1,029,492	975,000	988,946		$4,549,038

RICHLAND-LEXINGTON RIVERBANKS PARK DISTRICT
RIVERBANKS ZOO AND GARDEN - GENERAL FUND BUDGET
SUPPLEMENTAL SCHEDULE

SCHEDULE 3

Fiscal Year 2013-14

OTHER REVENUES

DESCRIPTION:	F/Y 2010-11 Actual	F/Y 2011-12 Actual	F/Y 2012-13 Budget	F/Y 2013-14 Budget
Donations and Grant Revenue	$50,914	$46,070	$4,250	$5,000
Riverbanks Society Capital Support	0	0	0	0
Interest Earnings	3,607	5,565	4,500	4,500
Promotional and Sponsorship Revenue	33,732	48,870	30,000	30,000
Corporate Group Sales & Facility Rental Revenue	284,552	282,449	249,000	270,000
Classes and Programs - Net Income	22,062	45,607	2,334	4,668
Net Income - Profit Centers (Giraffe Feeding, Lorikeet, etc.)	758,402	1,002,734	925,304	953,063
Miscellaneous Revenue	43,468	18,637	5,909	6,000
TOTAL OTHER REVENUE - TO SCHEDULE 1	1,196,737	1,449,932	1,221,297	1,273,231

Page 5

RICHLAND-LEXINGTON RIVERBANKS PARK DISTRICT
RIVERBANKS ZOO AND GARDEN - GENERAL FUND BUDGET

SCHEDULE 4

Fiscal Year 2013-14

EXPENDITURES SUMMARY

DIVISION:	Personal Services	Departmental Supplies	Other Expend.	Major Repairs & Renovations	Capital Items	Total Budget
Administrative	897,935	17,747	679,636	20,600	0	1,615,918
Animal Care	2,296,213	196,074	674,284	0	0	3,166,571
Education	154,622	8,726	10,297	0	0	173,645
Botanical	673,179	140,563	46,169	0	0	859,911
Facilities Management	601,478	23,690	399,537	0	0	1,024,705
Public Relations & Marketing	386,772	16,171	483,328	0	0	886,271
Visitor Services	945,723	34,814	635,272	0	0	1,615,809
Utilities	0	0	1,036,900	0	0	1,036,900
Operating Transfer to Capital Projects Fund	0	0	0	0	207,383	207,383
Operating Transfer to Special Rev. Fund	0	0	0	0	0	0
TOTALS	5,955,922	437,785	3,965,423	20,600	207,383	10,587,113

Page 6

RICHLAND-LEXINGTON RIVERBANKS PARK DISTRICT
RIVERBANKS ZOO AND GARDEN - GENERAL FUND BUDGET
DIVISION EXPENDITURE BUDGET

SCHEDULE 5

Fiscal Year 2013-14

ADMINISTRATIVE DIVISION: General Administrative
Finance / IT
Human Resources

DESCRIPTION:	F/Y 2010-11 Actual	F/Y 2011-12 Actual	F/Y 2012-13 Budget	F/Y 2013-14 Budget
Personal Services	$663,447	$761,406	$813,530	$897,935
Departmental Supplies	18,648	15,731	17,230	17,747
Other Expenditures	285,130	442,005	420,500	433,396
Insurance - Property and Liability	204,025	213,140	230,000	236,900
Debt Service	8,568	47,512	9,340	9,340
Equipment Repairs and Replacements	0	0	20,000	20,600
Capital Items	0	0	0	0
TOTALS	1,179,818	1,479,794	1,510,600	1,615,918

RICHLAND-LEXINGTON RIVERBANKS PARK DISTRICT
RIVERBANKS ZOO AND GARDEN - GENERAL FUND BUDGET
DIVISION EXPENDITURE BUDGET

SCHEDULE 6

ANIMAL CARE DIVISION: General, Bird, Commissary, Mammal, Reptile/Aquarium, Veterinary

Fiscal Year 2013-14

DESCRIPTION:	F/Y 2010-11 Actual	F/Y 2011-12 Actual	F/Y 2012-13 Budget	F/Y 2013-14 Budget
Personal Services	$2,132,518	$2,180,336	$2,229,333	$2,296,213
Departmental Supplies	180,713	166,888	190,363	196,074
Other Expenditures	123,624	143,803	160,269	165,077
Animal Feed	437,045	471,040	494,376	509,207
Equipment Repairs and Replacements	0	0	0	0
Capital Items	0	0	0	0
TOTALS	2,873,900	2,962,067	3,074,341	3,166,571

Page 8

RICHLAND-LEXINGTON RIVERBANKS PARK DISTRICT
RIVERBANKS ZOO AND GARDEN - GENERAL FUND BUDGET
DIVISION EXPENDITURE BUDGET

SCHEDULE 7

EDUCATION DIVISION

Fiscal Year 2013-14

DESCRIPTION:	F/Y 2010-11 Actual	F/Y 2011-12 Actual	F/Y 2012-13 Budget	F/Y 2013-14 Budget
Personal Services	$169,856	$138,807	$150,118	$154,622
Departmental Supplies	5,123	4,937	8,472	8,726
Other Expenditures	12,862	7,002	9,997	10,297
Equipment Repairs and Replacements	0	0	0	0
Capital Items	0	0	0	0
TOTALS	187,841	150,746	168,587	173,645

RICHLAND-LEXINGTON RIVERBANKS PARK DISTRICT
RIVERBANKS ZOO AND GARDEN - GENERAL FUND BUDGET
DIVISION EXPENDITURE BUDGET

SCHEDULE 9

FACILITIES MANAGEMENT DIVISION:

Fiscal Year 2013-14

Facilities Management

DESCRIPTION:	F/Y 2010-11 Actual	F/Y 2011-12 Actual	F/Y 2012-13 Budget	F/Y 2013-14 Budget
Personal Services	$475,844	$515,724	$583,959	$601,478
Departmental Supplies	23,717	14,253	23,000	23,690
Other Expenditures	255,710	254,943	387,900	399,537
Equipment Repairs and Replacements	0	0	0	0
Capital Items	0	0	0	0
TOTALS	755,271	784,920	994,859	1,024,705

Page 11

RICHLAND-LEXINGTON RIVERBANKS PARK DISTRICT
RIVERBANKS ZOO AND GARDEN - GENERAL FUND BUDGET **SCHEDULE 10**
DIVISION EXPENDITURE BUDGET

Fiscal Year 2013-14

PUBLIC RELATIONS & MARKETING Marketing & Public Relations
Group Sales
Art/Exhibits

DESCRIPTION:	F/Y 2010-11 Actual	F/Y 2011-12 Actual	F/Y 2012-13 Budget	F/Y 2013-14 Budget
Personal Services	$425,472	$400,577	$375,507	$386,772
Departmental Supplies	16,877	15,384	15,700	16,171
Other Expenditures	79,605	85,566	80,250	82,658
Advertising (Advertising amount is dependent upon and offset by accommodations & hospitality tax revenue - See Schd. 1)	327,083	308,432	389,000	400,670
Equipment Repairs and Replacements	0	0	0	0
Capital Items	0	0	0	0
TOTALS	849,037	809,959	860,457	886,271

Page 12

RICHLAND-LEXINGTON RIVERBANKS PARK DISTRICT
RIVERBANKS ZOO AND GARDEN - GENERAL FUND BUDGET
DIVISION EXPENDITURE BUDGET

SCHEDULE 12

Fiscal Year 2013-14

UTILITIES

DESCRIPTION:	F/Y 2010-11 Actual	F/Y 2011-12 Actual	F/Y 2012-13 Budget	F/Y 2013-14 Budget
Electricity	$630,485	$639,943	$650,000	$669,500
Natural Gas	73,014	70,303	80,000	82,400
Water	58,957	59,972	70,000	90,000
Sewer	122,325	131,349	130,000	160,000
Gas & Diesel Fuel	0	16,358	28,000	35,000
TOTALS	884,781	917,925	958,000	1,036,900

IRMO FIRE DISTRICT
Budgeted Revenues and Expenditures
Funds 7800 & 7802
Fiscal Year 2013-14

Revenues:		
REQUESTED **Lexington County Appropriation**	**$ 2,300,000**	
Town of Irmo	430,000	
Other Revenue - Rents, Water Fees/Sales	56,800	
Total Revenues		$ 2,786,800
Expenditures:		
Salaries / Employee Benefits	$ 2,284,343	
Professional Services	60,000	
Conference / Meeting / Employee Education / Dues	17,000	
Education / Fire Prevention	2,000	
Protective Gear / Fitness / Uniforms	81,000	
Equipment Purchases / Vehicle Purchase	65,000	
Radio Equipment / Palmetto 800	25,000	
Computers / Electronics	12,500	
Supplies	13,000	
Insurance - Vehicle / Liability	20,000	
Repairs and Maintenance - Bldg / Small Equip / Vehicles	61,000	
Gas / Fuel / Oil	45,000	
Telephone Services and Utilities - Electricity / Water	74,000	
Postage	600	
Life Net Building Repairs and Maint.	2,800	
Contingency	23,558	
Total Expenditures		2,786,800
Excess (Deficiency) of Revenues Over Expenditures		0
Estimated Fund Balance - Beginning of Fiscal Year		Information not provided
Projected Fund Balance - End of Fiscal Year		Information not provided

Budgeted Revenues and Expenditures provided by Irmo Fire District.

Revenue Disbursements from Lexington County to Irmo Fire District
FY 1999-00 through FY 2013-14

	BUDGET		ACTUAL			
	Requested	Recommended	Received	Disbursed	Difference	Millage
FY 1999-00	926,000	926,000	897,477	917,600	(20,123)	9.40
FY 2000-01	1,015,000	1,015,000	899,995	899,986	9	9.40
FY 2001-02	1,060,850	1,060,850	973,074	973,074	0	8.790
FY 2002-03	1,041,409	1,041,409	1,425,573	1,425,637	(64)	13.931
FY 2003-04	1,564,000	1,564,000	1,458,982	1,458,918	64	14.265
FY 2004-05	1,625,500	1,557,693	1,485,975	1,485,975	0	14.593
FY 2005-06	1,528,000	1,528,000	1,656,564	1,656,564	0	12.834
FY 2006-07	2,562,569	1,662,349	1,564,910	1,564,910	0	13.270
FY 2007-08	2,506,973	1,606,753	1,732,018	1,732,018	0	13.990
FY 2008-09	2,736,252	1,836,032	1,821,355	1,821,355	0	14.678
FY 2009-10	2,708,664	2,050,616	1,913,516	1,913,516	0	15.588
FY 2010-11	3,857,650	2,025,973	2,031,883	2,031,883	0	15.489
FY 2011-12	2,536,200	2,054,200	2,158,477	2,158,477	0	15.986
FY 2012-13	2,591,920	2,068,920	1,965,111	1,918,711	46,400	16.491
* Received and Disbursed through February 28, 2013						
FY 2013-2014	**2,300,000**					

Note: Full disbursement by Treasurer of all collections.

IRMO FIRE DISTRICT
Budgeted Revenues and Expenditures
Funds 7800 & 7802
New Fire Station Operations Request
Fiscal Year 2013-14

Revenues:		
REQUESTED* Lexington County Appropriation	**482,000**	
		482,000
Expenditures:		
Salaries / Employee Benefits	$ 362,448	
Fitness / Uniforms	5,200	
Equipment Purchases / Vehicle Purchase	5,000	
Computers / Electronics	4,000	
Supplies	4,200	
Insurance - Vehicle / Liability	5,000	
Repairs and Maintenance - Bldg / Small Equip / Vehicles	17,500	
Gas / Fuel / Oil	6,000	
Telephone Services and Utilities - Electricity / Water	14,100	
Contingency	8,552	
Capital - Personal Protective Equipment	25,000	
Capital - Radios	25,000	
Total Expenditures		482,000
Excess (Deficiency) of Revenues Over Expenditures		0
Estimated Fund Balance - Beginning of Fiscal Year		Information not provided
Projected Fund Balance - End of Fiscal Year		Information not provided

Budgeted Revenues and Expenditures provided by Irmo Fire District.

Revenue Disbursements from Lexington County to Irmo Fire District
FY 2006-07 through FY 2013-14

	BUDGET		ACTUAL			
	Requested	Recommended	Received	Disbursed	Difference	Millage
FY 2006-07	900,220	0				
FY 2007-08	900,220	0				
FY 2008-09	900,220	0				
FY 2009-10	839,830	112,160				0.910
FY 2010-11	1,876,650	0				
FY 2011-12	482,000	0				
FY 2012-13	523,000	0				
FY 2013-14	**482,000**					

*Request for millage increase

IRMO FIRE DISTRICT

Serving since 1963

February 12th 2013

Members of Lexington County Council
212 South Lake Drive
Lexington, SC 29072

Re: Budget Request for FY 2013/14

Dear Council members:

Attached is the Irmo Fire District's budget request for fiscal year 2013/2014. This budget is based on last year's revenue collections, as we have not received any updated revenue projections from the auditor's office.

This request is similar to previous requests for additional manpower with the exclusion of fire apparatus that was purchased last year. The district continues to seek new revenue streams to keep up with rising cost of benefits, fuel and technology.

The District would also ask Council to please consider adding any millage adjustments that are available in order to offset the cost of inflation and demands due to growth in the county.

Thank you for your consideration with this request. Your continued support toward the fire service and its mission to serve the residents of this county is greatly appreciated.

Sincerely,

M. F. Sonefeld

Michael Sonefeld
Irmo Fire Chief

Phone: (803) 798-4979 • Fax: (803) 798-4680
6017 St. Andrews Rd. • Columbia, SC 29212
www.irmofire.org

	IRMO FIRE DISTRICT			
	FY 2014 Budget Request			
	Stations 1 and 2		Station 3	
Revenue Requested				
Lexington County	2,300,000.00		$0.00	Station House
Town of Irmo	430,000.00		$0.00	Pumper & Bat. Veh.
Total	**2,730,000.00**		**$432,000.00**	Operating Expenses
Other Revenue (Rents)	16,800.00		$50,000.00	Capital Expenses
Water Fees/Sales	40,000.00			
Total Requested and Other Revenue	**$2,786,800.00**		***$482,000.00***	Total Request
Transferred in from Reserve				
Personnel				
520 Full Time Employees	$ 1,500,000.00		$260,000.00	9 new emps
521 Part Time Wages	$ 75,000.00		$5,000.00	
522 SS and Medicare Taxes	$ 120,487.50		$20,272.50	
527 Workers Comp	$ 86,625.00		$14,575.00	
Total Personnel	**$ 1,782,112.50**		**$299,847.50**	
Operating Expenses				
504 Professional Services	$ 60,000.00			
510 Conf/Mtgs/Emp Education	$ 13,000.00			
511 Dues/Subscriptions	$ 4,000.00			
512 Fire Prevention/Community Edu	$ 2,000.00			
514 Fitness	$ 14,000.00		$3,400.00	
515 Uniforms	$ 15,000.00		$1,800.00	
516 Personal Protective Equip	$ 52,000.00		$25,000.00	
524 Health/Life Insurance/LTD	$ 300,000.00		$33,000.00	
528 Retirement	$ 202,230.00		$29,600.50	
530 Equipment/Tools	$ 30,000.00		$5,000.00	
531 Capital Improvements				
532 Adm. Emergency Vehicles	$ 35,000.00			
534 Radio Equip/Palmetto 800	$ 25,000.00		$25,000.00	
535 Computers/Electronics	$ 12,500.00		$4,000.00	
537 Supplies	$ 13,000.00		$4,200.00	
538 Liability/Vehicle Insurance	$ 20,000.00		$5,000.00	
541 Bldg/Grounds Maintenance	$ 25,000.00		$8,000.00	
542 Equipment Repairs	$ 6,000.00		$1,500.00	
543 Vehicle Repairs	$ 30,000.00		$8,000.00	
544 Fuel	$ 45,000.00		$6,000.00	
546 Mobile/Station Phones, Cable/Internet	$ 24,000.00		$4,100.00	
549 Utilities	$ 50,000.00		$10,000.00	
552 Postage	$ 600.00			
580 LifeNet Bldg Repairs & Maint.	$ 2,800.00			
Total Operating Expenses	**$ 981,130.00**		**$173,600.50**	
Total Expenses	$ 2,763,242.50		$473,448.00	
Contingencies	$23,557.50		$8,552.00	
Total Budget	**$ 2,786,800.00**		***$482,000.00***	
Total Budget Request for Stations 1, 2, and 3			$ 3,268,800.00	

LINE ITEM DESCRIPTION FOR BUDGET DRAFT FY 2014

PERSONNEL

520. **SALARY**: Annual salary cost for 33 suppression and three administrative personnel excluding benefits.

521: **PART TIME SALARIES**: Annual cost for six part time firefighters to maintain minimal staffing levels.

522-523 **SS & Medicare Taxes:** This is the employer's portion of the Social Security and Medicare contributions.

527: **WORKERS COMPENSATION**: Premiums for insurance based on job risk and history of claims.

OPERATING EXPENSES

504: **PROFESSIONAL SERVICES**: This category includes services such as (CPA/Auditors, Payroll Services, Human Resources Consulting and Legal Counsel.)

510: **CONFERENCES/MEETINGS/EMPLOYEE EDUCATION:** Costs for public hearings, commissioner meetings, professional conference attendance, travel and meals.

511: **DUES AND SUBSCRIPTIONS**: Association and Professional dues, Fire Code Manuals, Professional Firefighting Journals and Magazines.

512: **PUBLIC EDUCATION/FIRE PREVENTION**: Costs related to community fire prevention programs.

514: **FITNESS TESTING/PHYSICALS**: OSHA/NFPA required annual physicals for all active and new members of the department; and fitness training.

515: **UNIFORMS**: This includes annual cost to outfit all personal in required station wear.

516: **PERSONAL PROTECTIVE EQUIPMENT**: Annual replacement/upgrades for self contained breathing apparatus, bunker gear as well as gloves, flash hoods and helmets and maintenance and repairs.

524: **HEALTH INSURANCE**: Premiums for employee life, health, dental, vision and long term disability coverage.

528: **SC RETIREMENT**: Employer's contributions to SCPORS (SC Police Officers Retirement System)

530: **EQUIPMENT PURCHASES**: Generators, extrication equipment, and all gas power emergency equipment; tools.

531: **Capital Improvements**: To purchase fire-fighting apparatus and equipment, permanent improvements to the stations.

532: **EMERGENCY VEHICLES**: To purchase administrative vehicles.

534: **RADIOS**: Repair and maintenance of station radios, mobile and hand held units. Monthly premiums for access to the Palmetto 800 radio system.

535: **TECHNOLOGY**: Replacement and upgrades to computers and server, software, and monitoring equipment.

537: **OPERATING/ OFFICE SUPPLIES**: Includes cleaning supplies and office materials for both stations.

538: **INSURANCE:** Coverage for all vehicles, contents of the building, and liability coverage.

541: **BUILDINGS AND GROUND MAINTENANCE**: Upkeep for the Northlake Station and Headquarters station.

542: **EQUIPMENT REPAIRS**: Repair and maintenance to all gas powered emergency equipment.

543: **VEHICLE REPAIRS**: Preventive maintenance and repairs on all station vehicles.

544: **FUEL AND OIL**: Fuel and lubricants to operate the fleet including administrative vehicles.

546: **MOBLILE AND STATION PHONES:** Annual cost for eight mobile/ two way phones, land lines and Internet access for both fire stations and Life net building.

549: **UTILITIES**: Yearly cost for electricity, water, natural gas, waste disposal and sewer service for both stations.

552: **POSTAGE**: Postage for parcels, invoice payments and correspondence.

580: **LIFE NET BUILDINGS***:* Upkeep of Buildings

CONTINGENCIES: This line item is used to address unforeseen expenses or cost increases during the fiscal year.