COUNTY OF LEXINGTON
ANNUAL BUDGET
NON-GENERAL FUND - BOOK TWO
FISCAL YEAR 2022-23

TABLE OF CONTENTS

		Page #
SPECIAL REVENUE FUNDS		
Library Funds:		
2300	Library Operations	1
2310	Library Escrow	48
2330	Library State Funds	54
2331	Library Lottery Funds	62
2340	Library Federal Funds	63
2341	Library Misc. Grants	64
2350	Library E-Rate Program	65
Solicitor's Funds:		
2460	Drug Court	66
2500	Victim Witness Program	75
2501	Community Juvenile Arbitration	85
2610	Forfeiture (Narcotics)	96
2611	State Funds	105
2612	Pre-Trial Intervention	117
2613	Worthless Check Unit	127
2615	Alcohol Education Program	138
2616	Broker Disclosure Penalty	147
Law Enforcement Funds:		
2411	Title IV-D Process Server	156
2436	Multijurisdictional Narcotics Task Force	159
2443	Violent Crime Reduction Unit Grant	162
2448	Victims of Crime Act	170
2456	Violence Against Women Act	179
2630	Forfeiture Funds (Narcotics)	185
2632	Inmate Services	188
2633	School District # 1	196
2634	School District # 2	210
2637	Federal Narcotics Forfeitures	219
2638	Civil Process Server	225
2639	School District # 3	230
2640	School District # 4	235
2641	School District # 5	250
2647	LE/Off Duty Program	263
Other Miscellaneous Grants:		
2400	Urban Entitlement Community Development	270
2401	HOME Investment Partnerships	284
2402	Emergency Solutions Grant	291
2410	Clerk of Court - Title IV-D Child Support	292
2520	DHEC - EMS Grant-in-Aid	302
Other Special Revenue Programs:		
2000	Economic Development	305
2001	Rural Development Act	332
2002	Farmers Market Project	334

COUNTY OF LEXINGTON
ANNUAL BUDGET
NON-GENERAL FUND - BOOK TWO
FISCAL YEAR 2022-23

TABLE OF CONTENTS

Other Special Revenue Programs: con't		Page #
2003	Economic Development CCED Grants	335
2005	Economic Development Multi-Park 1%	336
2006	Economic Development Project Fund	337
2010	Economic Development Project Commerce	338
2120	Accommodations Tax	339
2130	Tourism Development Fee	611
2140	Temporary Alcohol Beverage License Fee	612
2141	Minibottle Tax Fund	694
2200	Indigent Care	695
2600	Clerk of Court - Professional Bonds Fee	696
2605	Emergency Telephone System E-911	704
2606	Dominion Support Fund	726
2618	P/D (Indigent Criminal Defense)	735
2619	Public Defender	736
2620	Victims' Bill of Rights	763
	Solicitor	764
	Magistrate	765
	Law Enforcement	766
2700	Schedule "C" Funds - Authorized by the CTC	779
2720	Lexington County Stormwater Consortium (MS4)	796
2920	Campus Parking Fund	806
2930	Personnel/Employee Committee	808
2950	Delinquent Tax Collections	809
2990	Finance/Grants Administration	818
2999	Pass-Thru Grants	828
Enterprise Funds:		
5601	Red Bank Crossing Rental Properties	829
5700	Solid Waste	835
5701	Solid Waste Post Closure Sinking Fund	956
5710	Solid Waste Tires	968
5720	Solid Waste DHEC Management Grant	971
5721	Solid Waste DHEC Tire Grant	975
5722	Solid Waste DHEC Used Oil Grant	978
5726	Solid Waste DHEC Compost Bin Grant	983
5800	Lexington County Airport at Pelion	985
5801	Airport Capital Projects	999
Internal Service Funds:		
6590	Motor Pool Fund	1006
6710	Workers' Compensation Insurance Fund	1012
6730	Employee Insurance Fund	1019
6731	Post-Employment Insurance Fund	1024
6790	Risk Management Administration	1026
Millage Agencies:		
7620	Lexington County Recreation & Aging Commission	1036
7630	Irmo/Chapin Recreation Commission	1040
7650	Midlands Technical College Operations	1041
7652	Midlands Technical College Capital	1041
7660	Hollow Creek Watershed	N/A
7800/02	Irmo Fire District	1048

LEXINGTON COUNTY
Public Library
100 YEARS OF SERVICE

Main Library
5440 Augusta Rd
Lexington, SC 29072
(803) 785-2600

Batesburg-Leesville Branch
203 Armory St.
Batesburg, SC 29006
(803) 532-9223

Cayce-West Columbia Branch
1500 Augusta Rd.
West Columbia, SC 29169
(803) 794-6791

Chapin Branch
129 NW Columbia Ave.
Chapin, SC 29036
(803) 345-5479

Gaston Branch
214 S. Main St.
Gaston, SC 29053
(803) 791-3208

Gilbert-Summit Branch
405 Broad St.
Gilbert, SC 29054
(803) 785-5387

Irmo Branch
6251 St. Andrews Rd.
Columbia, SC 29212
(803) 798-7880

Pelion Branch
206 Pine Street
Pelion, SC 29123
(803) 785-3272

South Congaree-Pine Ridge Branch
200 Sunset Dr.
West Columbia, SC 29172
(803) 785-3050

Swansea Branch
199 N. Lawrence Ave.
Swansea, SC 29160
(803) 785-3519

Bookmobile
(803) 785-2649

www.lex.lib.sc.us

February 12, 2022

Dear Mr. Sturkie,

The Finance Committee of the Lexington County Library Board met on January 26, 2022, to review and recommend the Library's Requested Budget for FY 2022-23. The Budget Request was recommended for approval to the full Library Board during their regular meeting on January 31. During this meeting, the Requested Budget was approved by the Library Board. According to SC Code of Laws Section 4-9-37, it is the Library Board's responsibility after approving the public library system's budget to recommend it to County Council.

The Library Board has a very clear understanding of the mission of the Library and the direction and focus that is essential to quality public library services. Library Administration returned several accounts to pre-pandemic levels. This includes, contracted literacy programs, library materials and subscription costs. We evaluated and updated our mileage reimbursement, advertising and other operating costs to reflect changes due to inflation.

This year there are personnel requests to continue to provide optimal library services. It is the goal of the Library's staffing plan to prioritize patron needs. As an involved Board, they supported the following New Program requests:

(1) PC/LAN Specialist II - Library Administration
(1) Administrative & Marketing Coordinator - Library Administration
(1) Library Assistant II - Chapin (Re-class part time to full time)

The total cost of the New Programs is ~~$147,622~~ 148,186. At the time of this request, it is not possible to fully predict revenue. Therefore, the request is prioritized based on need. As you know the needs of each department continue to grow. The Library's current library operations staffing level is 122.5 FTEs. This is of great concern as it should be at least 147 FTEs (South Carolina Public Library Standards).

At the time of this request, it is not possible to fully predict revenue. Therefore, the request is prioritized based on need. If necessary, I request to use the Library's Contingency Funds for the following one-time capital items:

$17,300	Contingency Account	Server Room Renovation - Lexington
$54,300	Contingency Account	Carpet & Tile Replacement - Pelion Branch
$33,400	Contingency Account	YS Workroom Renovation & Cabinet Installation - Lexington
$48,500	Contingency Account	Carpet Replacement - Lexington
$153,500		

This budget request will allow the Library to offer the best service for the current needs of citizens and businesses of Lexington County and prevent us from falling further behind in staffing and service levels.

Thank you for your continued support of library services.

Sincerely,

Kelly R. Poole
Library Director

COUNTY OF LEXINGTON
LIBRARY
Annual Budget
Fiscal Year 2022-23
Estimated Revenue

Object Code	Revenue Account Title	Actual 2020-21	Received Thru Nov 2021-22	Amended Budget Thru Nov 2021-22	Projected Revenues Thru Jun 2021-22	Requested 2022-23	Recommend 2022-23	Approved 2022-23
	***County Library Operations 2300:**							
	Revenues:	6.180 Mills		5.919 Mills	5.919 Mills			5.919 Mills
410000	Current Property Taxes	6,572,471	628,078	6,905,094	6,905.094	7,127,620		
410500	Homestead Exemption	292,214	0	280,000	280,000	280,000		
410520	Manufacturer's Tax Exemption	47,431	0	40,000	40,000	40,000		
410521	Manufacturer Partial Prop Tx Exempt	9,198	0	0	0	0		
410530	State Sales and Use Tax Credit	30,634	6,474	66,607	66,607	35,000		
411000	Current Vehicle Taxes	945,329	417,531	929,506	929,506	1,024,988		
412000	Current Tax Penalties	10,227	(9)	9,000	9,000	9,000		
413000	Delinquent Tax	187,617	53,141	200,000	200,000	190,000		
414000	Delinquent Tax Penalties	31,226	7,971	27,000	27,000	30,000		
417100	Fee in Lieu of Taxes	402,234	0	400,000	400,000	400,000		
417120	Fee in Lieu of Taxes - Prior Year	272	0	0	0	0		
417130	Fee in Lieu of Taxes - Manuf. Tax Exemption	30,634	0	20,000	20,000	25,000		
417150	Fee in Lieu of Taxes - Fee for Services	2,650	0	2,500	2,500	2,500		
418000	Motor Carrier Payments	25,567	9,812	15,000	15,000	20,000		
418100	Heavy Equip. Rental Surcharge	4.730	2,589	4,000	4,000	4.000		
419000	Merchants Exemptions	28,550	7,138	28,550	28,550	28,550		
	Total Property Tax Revenue	8,620,984	1,132,725	8,927.257	8,927,257	9.216,658		
	Other Revenues:							
437609	Copy Sales - Library	(8,151)	3,172	6,000	6,000	9,033		
437620	Fax Sales - Library	5,773	4,635	11,000	11,000	12,034		
438300	Vending Machine Sales	381	29	250	250	250		
449000	Library Book Fines	41,034	27,116	56,000	56,000	52,258		
461000	investment Interest	40,567	11,210	21,291	21,291	21,291		
469200	Donated Capital Items	0	0	500	500	500		
469900	Miscellaneous Revenues	0	0	1,000	1,000	100		
	Total Other Revenue	79,604	46,162	96,041	96,041	95,466		
	**** Total Revenue**	8,700,588	1,178,887	9,023,298	9,023,298	9,312,124		
	**** Total Appropriations**				11,295,391	9,164,499		
	FUND BALANCE Beginning of Year				7,989,925	5,717,832		
	FUND BALANCE - Projected End of Year				5,717,832	5,865,457		

(2) New Positions	119,315
(1) Position Reclass	28,871
Server Room Renovation - Lex	17,300
Carpet & Tile Repl. - Pelion	54,300
YS Workroom Renovation & Cabinet - Lex	33,400
Carpet Repl. - Lex.	48,500
	5,563,771

SECTION II

COUNTY OF LEXINGTON
Proposed Revenues
Fines, Fees, and Other
Budget FY - 2022-23

Fund #: 2300 Fund Name: Library

Organ. #: 230099 Organ. Name: Non-department

Revenue Code	Fee Title	Actual Fees FY 2019-20	Actual Fees FY 2020-21	12/31/2021 Year-to-Date FY 2021-22	Anticipated Fiscal Year Total FY 2021-22	Budget: Units of Service	Budget: Current Fee	Budget: Current Total Estimated Fees FY 2022-23	Budget: Proposed Fee Change	Budget: Total Proposed Estimated Fees FY 2022-23
437609	Copy Sales	8,695	4,015	4,455				6,000		9,033
437620	Fax Sales	10,256	5,798	6,497				11,000		12,034
449000	Library Book Fines	153,377	42,401	40,452				52,258		52,258

COUNTY OF LEXINGTON
LIBRARY
Annual Budget
Fiscal Year - 2022-23

Fund 2300
Division: Library
Organization Recap

Object Expenditure Code	Classification	2022-23 Approved	General Admin. 230005	Batesburg/ Leesville 230010	Lexington 230020	Cayce / W. Columbia 230030	Irmo 230040	Chapin 230050	South Congaree 230055	Swansea 230060	Gaston 230070	Pelion 230080	Gilbert/ Summit 230090	Non-Departmental 230099
							BUDGET							
	Personnel													
510100	Salaries & Wages	3,994,416	1,454,508	180,373	654,900	551,036	549,837	90,650	120,636	94,115	82,682	125,016	90,663	0
510200	Overtime	1,000	0	0	0	0	0	0	0	0	0	0	0	1,000
510300	Part Time	855,356	57,888	28,747	195,177	133,646	166,676	92,756	16,423	40,742	32,594	48,925	41,782	0
511112	FICA - Employer's Portion	371,009	115,699	15,997	65,031	52,378	54,813	14,031	10,485	10,317	8,819	13,307	10,132	0
511113	SCRS - Employer's Portion	803,706	250,873	34,793	140,773	113,383	118,655	30,372	22,697	22,332	19,090	28,805	21,933	0
511120	Employee Insurance - Employer's Portion	725,400	234,000	39,000	124,800	109,200	109,200	15,600	23,400	15,600	15,600	23,400	15,600	0
511130	Workers Compensation	37,085	22,523	1,104	2,636	3,337	4,762	570	425	418	359	541	410	0
519999	Personnel Contingency	212,155	0	0	0	0	0	0	0	0	0	0	0	~~100,000~~ 212,155
	*** Total Personnel**	**7,000,127**	**2,135,491**	**300,014**	**1,183,317**	**962,980**	**1,003,943**	**243,979**	**194,066**	**183,524**	**159,144**	**239,994**	**180,520**	**101,000**
	Operating Expenses													
520100	Contracted Maintenance	20,511	0	0	0	0	0	0	0	0	0	0	0	20,511
520103	Landscape/Grounds Maintenance	54,536	0	6,042	6,889	5,056	6,042	5,035	5,035	5,035	5,109	5,184	5,109	0
520200	Contracted Services	73,114	0	240	5,665	41,217	2,210	540	504	504	504	240	240	21,250
520209	Drivers History	0	0	0	0	0	0	0	0	0	0	0	0	0
520213	Contracted Literacy Programs	22,000	0	0	0	0	0	0	0	0	0	0	0	22,000
520220	Book Binding	2,000	0	0	0	0	0	0	0	0	0	0	0	2,000
520231	Garbage Pick-up Service	5,478	0	573	838	838	700	573	573	0	573	573	237	0
520233	Towing Service	65	0	0	0	0	0	0	0	0	0	0	0	65
520242	Hazardous Material Disposal	75	0	0	0	0	0	0	0	0	0	0	0	75
520300	Professional Services	5,000	0	0	0	0	0	0	0	0	0	0	0	5,000
520303	Accounting/Auditing Services	5,000	0	0	0	0	0	0	0	0	0	0	0	5,000
520400	Advertising & Publicity	20,700	0	0	0	0	0	0	0	0	0	0	0	20,700
520500	Legal Services	250	0	0	0	0	0	0	0	0	0	0	0	250
520702	Technical Currency & Support	159,215	0	0	0	0	0	0	0	0	0	0	0	159,215
520703	Computer Hardware Maintenance	40,965	0	0	0	0	0	0	0	0	0	0	0	40,965
521000	Office Supplies	26,780	6,520	1,420	5,170	4,250	4,440	745	845	840	830	1,100	620	0
521100	Duplicating	3,381	995	150	865	231	482	180	75	100	108	155	40	0
521200	Operating Supplies	63,530	24,900	875	1,590	3,720	3,670	1,000	920	460	855	900	190	24,450
522000	Building Repairs & Maintenance	50,000	0	0	0	0	0	0	0	0	0	0	0	50,000
522001	Carpet/Floor Cleaning	7,500	0	0	0	0	0	0	0	0	0	0	0	7,500
522200	Small Equipment Repairs & Maint.	1,500	0	0	0	0	0	0	0	0	0	0	0	1,500
522300	Vehicle Repairs & Maintenance	2,560	0	0	0	0	0	0	0	0	0	0	0	2,560
524000	Building Insurance	40,030	0	3,185	6,865	11,259	7,677	4,160	981	1,262	1,608	2,030	1,003	0
524100	Vehicle Insurance	4,305	0	0	0	0	0	0	0	0	0	0	0	4,305
524101	Comprehensive Vehicle Insurance	420	0	0	0	0	0	0	0	0	0	0	0	420
524201	General Tort Liability Insurance	5,396	1,881	230	899	774	836	188	126	84	105	189	84	0
524202	Surety Bonds	0	0	0	0	0	0	0	0	0	0	0	0	0
524900	Data Processing Equip. Insurance	1,936	0	0	0	0	0	0	0	0	0	0	0	1,936
525000	Telephone	40,726	8,693	3,162	6,465	4,123	5,195	2,582	2,639	2,100	2,454	1,890	1,423	0
525004	WAN Service Charges	0	0	0	0	0	0	0	0	0	0	0	0	0
525006	GPS Monitoring Charges	1,018	0	0	0	0	0	0	0	0	0	0	0	1,018
525020	Pagers and Cell Phones	350	0	0	0	0	0	0	0	0	0	0	0	350
525021	Smart Phone Charges	6,216	0	0	0	0	0	0	0	0	0	0	0	6,216
525041	E-mail Service Charges	19,479	4,386	903	3,999	3,096	3,354	903	516	516	516	774	516	0
525100	Postage	3,793	1,560	70	600	682	590	96	60	30	30	65	10	0

COUNTY OF LEXINGTON
LIBRARY
Annual Budget
Fiscal Year - 2022-23

Fund 2300
Division: Library
Organization Recap

Object Expenditure Code	Classification	2022-23 Approved	General Admin. 230005	Batesburg/ Leesville 230010	Lexington 230020	Cayce / W. Columbia 230030	Irmo 230040	Chapin 230050	South Congaree 230055	Swansea 230060	Gaston 230070	Pelion 230080	Gilbert/ Summit 230090	Non-Departmental 230099
			BUDGET											
525210	Conference, Meeting & Training Expense	7,500	0	0	0	0	0	0	0	0	0	0	0	7,500
525211	Library Board Expenses	2,000	0	0	0	0	0	0	0	0	0	0	0	2,000
525230	Subscription, Dues, & Books	207,356	0	0	0	0	0	0	0	0	0	0	0	207,356
525240	Personal Mileage Reimbursement	8,000	0	0	0	0	0	0	0	0	0	0	0	8,000
525250	Motor Pool Reimbursement	50	0	0	0	0	0	0	0	0	0	0	0	50
525377	Utilities - (9) Branches	300,045	0	11,235	119,820	44,118	65,470	12,457	10,367	8,575	7,920	11,530	8,553	0
525400	Gas, Fuel, & Oil	11,400	0	0	0	0	0	0	0	0	0	0	0	11,400
525600	Uniforms & Clothing	1,000	0	0	0	0	0	0	0	0	0	0	0	1,000
525700	Employee Service Awards	950	0	0	0	0	0	0	0	0	0	0	0	950
526500	License & Permits	5,230	0	0	0	0	0	0	0	0	0	0	0	5,230
529903	Contingency	8,702	0	0	0	0	0	0	0	0	0	0	0	8,702
537699	Cost of Copy Sales	12,059	0	0	0	0	0	0	0	0	0	0	0	12,059
	*** Total Operating**	**1,252,121**	**48,935**	**28,085**	**159,665**	**119,364**	**100,666**	**28,459**	**22,641**	**19,506**	**20,612**	**24,630**	**18,025**	**661,533**
	*** Total Personnel & Operating**	**8,252,248**	**2,184,426**	**328,099**	**1,342,982**	**1,082,344**	**1,104,609**	**272,438**	**216,707**	**203,030**	**179,756**	**264,624**	**198,545**	**762,533**
	Capital													
540000	Small Tools & Minor Equipment	14,000	0	0	0	0	0	0	0	0	0	0	0	14,000
540002	Microforms	13,530	0	0	0	0	0	0	0	0	0	0	0	13,530
540006	Library Materials (Books, Audio Visual)	750,000	0	0	0	0	0	0	0	0	0	0	0	750,000
540010	Minor Software	6,300	0	0	0	0	0	0	0	0	0	0	0	6,300
549902	R22 Unit A/C Contingency	0	0	0	0	0	0	0	0	0	0	0	0	0
549904	Capital Contingency	0	0	0	0	0	0	0	0	0	0	0	0	0
549914	Infrastructure Contingency	0	0	0	0	0	0	0	0	0	0	0	0	0
	All other equipment	128,421	0	0	0	0	0	0	0	0	0	0	0	179,121
	**** Total Capital**	**912,251**	**0**	**0**	**0**	**0**	**0**	**0**	**0**	**0**	**0**	**0**	**0**	**962,951**
	***** Total Budget Appropriation**	**9,164,499**	**2,184,426**	**328,099**	**1,342,982**	**1,082,344**	**1,104,609**	**272,438**	**216,707**	**203,030**	**179,756**	**264,624**	**198,545**	**1,725,484**

COUNTY OF LEXINGTON
LIBRARY
Annual Budget
Fiscal Year - 2022-23

Fund 2300
Division: Library
Organization: 2300xx - Departmental Library Recap (Existing)

Object Code	Expenditure Classification	2020-21 Expenditure	2021-22 Expend (Dec)	2021-22 Amended (Dec)	2022-23 Requested	BUDGET 2022-23 Recommend	BUDGET 2022-23 Approved
	Personnel						
510100	Salaries & Wages	3,664,318	1,861,251	3,994,416	3,994,416	0	0
510200	Overtime	83	663	1,000	1,000	0	0
510300	Part Time	760,828	391,740	855,356	855,356	0	0
511112	FICA - Employer's Portion	318,045	163,979	371,009	371,009	0	0
511113	State Retirement - Employer's Portion	649,043	331,930	803,706	803,706	0	0
511120	Insurance Fund Contribution	709,800	362,700	725,400	725,400	0	0
511130	Workers Compensation	21,814	11,211	37,085	37,085	0	0
511131	S.C. Unemployment	638	0	0	0	0	0
519999	Personnel Contingency	0	0	94,908	212,155	0	0
511213	SCRS - Emplr. Port. (Retiree)	976	2,288	0	0	0	0
	*** Total Personnel**	**6,125,545**	**3,125,762**	**6,882,880**	**7,000,127**	**0**	**0**
	Operating Expenses						
520100	Contracted Maintenance	17,606	3,208	19,246	20,511	0	0
520103	Landscape/Grounds Maintenance	55,849	21,668	52,089	54,536	0	0
520200	Contracted Services	60,150	24,975	73,066	73,114	0	0
520209	Drivers History	0	0	0	0	0	0
520213	Contracted Literacy Programs	12,505	500	15,000	22,000	0	0
520220	Book Binding	1,960	0	2,000	2,000	0	0
520231	Garbage Pickup Charges	4,940	2,470	5,230	5,478	0	0
520233	Towing Service	0	0	65	65	0	0
520242	Hazardous Materials Disposal	0	0	75	75	0	0
520300	Professional Services				5,000	0	0
520303	Accounting/Auditing Services	5,000	5,000	5,000	5,000	0	0
520400	Advertising & Publicity	4,322	2,596	7,588	20,700	0	0
520500	Legal Services	0	0	250	250	0	0
520702	Technical Currency & Support	147,760	140,187	150,364	159,215	0	0
520703	Computer Hardware Maintenance	25,140	30,355	30,773	40,965	0	0
521000	Office Supplies	19,289	9,392	29,000	26,780	0	0
521100	Duplicating	2,343	1,530	3,590	3,381	0	0
521200	Operating Supplies	50,740	11,612	55,650	63,530	0	0
522000	Building Repairs & Maintenance	55,944	15,269	50,000	50,000	0	0
522001	Carpet/Floor Cleaning	0	6,300	7,500	7,500	0	0
522200	Small Equipment Repairs & Maintenance	0	125	1,500	1,500	0	0
522300	Vehicle Repairs & Maintenance	1,834	431	2,560	2,560	0	0
524000	Building Insurance	37,727	37,727	38,865	40,030	0	0
524100	Vehicle Insurance	4,203	5,624	3,690	4,305	0	0
524101	Comprehensive Vehicle Insurance	1,307	4,889	420	420	0	0
524201	General Tort Liability Insurance	4,887	4,887	5,137	5,396	0	0
524202	Surety Bonds	758	0	0	0	0	0
524900	Data Processing Equip. Insurance	1,843	1,843	1,936	1,936	0	0
525000	Telephone	39,090	24,767	38,445	40,726	0	0
525006	GPS Monitoring Charges	814	407	1,018	1,018	0	0
525020	Pagers and Cell Phones	659	220	700	350	0	0
525021	Smart Phones Charges	2,376	1,015	3,255	6,216	0	0
525041	E-mail Service Charges	17,803	7,611	18,834	19,479	0	0
525100	Postage	2,842	1,544	4,400	3,793	0	0
525210	Conference, Meeting & Training Expenses	2,791	0	5,000	7,500	0	0
525211	Library Board Expenses	617	12	2,000	2,000	0	0
525230	Subscriptions, Dues, & Books	186,561	190,793	211,771	207,356	0	0
525240	Personal Mileage Reimbursement	3,107	2,083	6,000	8,000	0	0

COUNTY OF LEXINGTON
LIBRARY
Annual Budget
Fiscal Year - 2022-23

Fund 2300
Division: Library
Organization: 2300xx - Departmental Library Recap

Object Code	Expenditure Classification	2020-21 Expenditure	2021-22 Expend (Dec)	2021-22 Amended (Dec)	2022-23 Requested	BUDGET 2022-23 Recommend	2022-23 Approved
	Cont'd Operating Expenditures						
525250	Motor Pool Reimbursement	0	120	50	50	0	0
525377	Utilities - County Branch Library	264,394	119,880	334,257	300,045	0	0
525400	Gas, Fuel, & Oil	5,265	3,592	7,616	11,400	0	0
525600	Uniforms & Clothing	445	0	975	1,000	0	0
525700	Employee Service Awards	84	25	950	950	0	0
526500	License & Permits	5,030	4,980	5,230	5,230	0	0
529903	Contingency	0	0	1,294,395	8,702	0	0
537699	Cost of Copy Sales	0	6,308	11,520	12,059	0	0
538300	Retainage Payable Expense	0	0	0	0	0	0
	*** Total Operating**	**1,047,985**	**693,945**	**2,507,010**	**1,252,121**	**0**	**0**
	****Total Personnel & Operating**	**7,173,530**	**3,819,707**	**9,389,890**	**8,252,248**	**0**	**0**
	Capital						
540000	Small Tools & Minor Equipment	11,221	2,285	14,000	14,000	0	0
540002	Microforms	5,553	13,136	13,136	13,530	0	0
540006	Library Materials (Book, Audio Visual)	798,705	203,469	1,098,241	750,000	0	0
540010	Minor Software	1,874	0	2,000	6,300	0	0
549902	R22 Unit A/C Contingency	0	0	4,810	0	0	0
549904	Capital Contingency	0	0	0	0	0	0
549914	Infrastructure Contingency	0	0	154,074	0	0	0
	All Other Equipment	543,232	50,398	298,337	128,421	0	0
	****Total Capital**	**1,360,585**	**269,288**	**1,584,598**	**912,251**	**0**	**0**
	Other Financing Uses						
812340	Op Trn to Library Federal Funds	0	0	0	0	0	0
	****Total Other Financing Uses**	**0**	**0**	**0**	**0**	**0**	**0**
	***** Total Budget Appropriation**	**8,534,115**	**4,088,995**	**10,974,488**	**9,164,499**	**0**	**0**

COUNTY OF LEXINGTON
LIBRARY
Annual Budget
Fiscal Year - 2022-23

Fund 2300
Division: Library
Organization: 230005 - Administration

Object Code	Expenditure Classification	2020-21 Expenditure	2021-22 Expend (Dec)	2021-22 Amended (Dec)	BUDGET 2022-23 Requested	BUDGET 2022-23 Recommend	BUDGET 2022-23 Approved
	Personnel						
510100	Salaries & Wages - 30	1,307,704	692,544	1,454,508	1,454,508		
510200	Overtime	83	587	0	0		
510300	Part Time - 4 (2 - FTE)	43,714	23,616	57,888	57,888		
511112	FICA - Employer's Portion	95,811	51,315	115,699	115,699		
511113	State Retirement - Employer's Portion	199,795	107,105	250,873	250,873		
511120	Insurance Fund Contribution - 30	226,200	117,000	234,000	234,000		
511130	Workers Compensation	9,882	5,586	22,523	22,523		
519999	Personnel Contingency	0	0	0	0		
	*** Total Personnel**	**1,883,189**	**997,753**	**2,135,491**	**2,135,491**		
	Operating Expenses						
520209	Drivers History	0	0	0			
521000	Office Supplies	5,764	2,714	6,800	6,520		
521100	Duplicating	776	316	800	995		
521200	Operating Supplies	20,035	3,572	26,000	24,900		
524201	General Tort Liability Insurance	1,705	1,705	1,791	1,881		
524202	Surety Bonds	195	0	0	0		
525000	Telephone	10,529	5,272	8,693	8,693		
525021	Smart Phone Charges	0	0	0			
525041	E-mail Service Charges - 34	4,633	1,946	4,128	4,386		
525100	Postage	1,181	615	1,800	1,560		
525240	Personal Mileage Reimbursement	0	0	0	0		
	*** Total Operating**	**44,818**	**16,140**	**50,012**	**48,935**		
	****Total Personnel & Operating**	**1,928,007**	**1,013,893**	**2,185,503**	**2,184,426**		
	Capital						
	All Other Equipment	0	0	306,668	~~306,668~~		
	****Total Capital**	**0**	**0**	**306,668**	~~**306,668**~~		
	***** Total Budget Appropriation**	**1,928,007**	**1,013,893**	**2,492,171**			

COUNTY OF LEXINGTON
LIBRARY
Annual Budget
Fiscal Year - 2022-23

Fund 2300
Division: Library
Organization: 230010 - Batesburg/Leesville Branch

Object Code	Expenditure Classification	2020-21 Expenditure	2021-22 Expend (Dec)	2021-22 Amended (Dec)	2022-23 Requested	*BUDGET* 2022-23 Recommend	2022-23 Approved
	Personnel						
510100	Salaries & Wages - 5	144,608	71,174	180,373	180,373		
510200	Overtime	124	76	0	0		
510300	Part Time - 2 (1 - FTE)	42,186	12,033	28,747	28,747		
511112	FICA - Employer's Portion	13,621	6,199	15,997	15,997		
511113	State Retirement - Employer's Portion	27,534	12,046	34,793	34,793		
511120	Insurance Fund Contribution - 5	31,200	19,500	39,000	39,000		
511130	Workers Compensation	585	258	1,104	1,104		
	*** Total Personnel**	**259,858**	**121,286**	**300,014**	**300,014**		
	Operating Expenses						
520103	Landscape/Grounds Maintenance	5,846	2,400	5,771	6,042		
520200	Contracted Services	3,610	80	282	240		
520231	Garbage Pickup Service	540	270	547	573		
521000	Office Supplies	523	232	1,700	1,420		
521100	Duplicating	137	116	120	150		
521200	Operating Supplies	605	396	1,000	875		
524000	Building Insurance	3,003	3,003	3,094	3,185		
524201	General Tort Liability Insurance	208	208	219	230		
524202	Surety Bonds	35	0	0	0		
525000	Telephone	1,977	1,168	3,162	3,162		
525041	E-mail Service Charges - 7	849	355	903	903		
525100	Postage	48	10	80	70		
525377	Utilities - County Branch Library	9,213	4,737	14,300	11,235		
537699	Cost of Copy Sales	0	59	0	0		
	*** Total Operating**	**26,594**	**13,034**	**31,178**	**28,085**		
	****Total Personnel & Operating**	**286,452**	**134,320**	**331,192**	**328,099**		
	Capital						
	****Total Capital**	**0**	**0**	**0**	**0**		
	***** Total Budget Appropriation**	**286,452**	**134,320**	**331,192**			

COUNTY OF LEXINGTON
LIBRARY
Annual Budget
Fiscal Year - 2022-23

Fund 2300
Division: Library
Organization: 230020 - Lexington Branch

Object Code	Expenditure Classification	2020-21 Expenditure	2021-22 Expend (Dec)	2021-22 Amended (Dec)	BUDGET 2022-23 Requested	BUDGET 2022-23 Recommend	BUDGET 2022-23 Approved
	Personnel						
510100	Salaries & Wages - 16	623,153	322,795	654,900	654,900		
510300	Part Time - 15 (6.75 - FTE)	161,663	91,700	195,177	195,177		
511112	FICA - Employer's Portion	56,018	29,992	65,031	65,031		
511113	State Retirement - Employer's Portion	112,728	61,907	140,773	140,773		
511120	Insurance Fund Contribution - 16	124,800	62,400	124,800	124,800		
511130	Workers Compensation	2,435	1,287	2,636	2,636		
511131	S.C. Unemployment	638	0	0	0		
511213	SCRS - Emplr. Port. (Retiree)	2,273	0	0	0		
	*** Total Personnel**	**1,083,708**	**570,081**	**1,183,317**	**1,183,317**		
	Operating Expenses						
520103	Landscape/Grounds Maintenance	7,012	2,740	6,580	6,889		
520200	Contracted Services	635	135	5,625	5,665		
520231	Garbage Pickup Service	790	395	800	838		
521000	Office Supplies	3,054	3,377	5,700	5,170		
521100	Duplicating	496	589	850	865		
521200	Operating Supplies	2,167	131	1,500	1,590		
524000	Building Insurance	6,470	6,470	6,665	6,865		
524201	General Tort Liability Insurance	814	814	855	899		
524202	Surety Bonds	143	0	0	0		
525000	Telephone	6,231	7,481	6,290	6,465		
525041	E-mail Service Charges - 31	3,343	1,559	3,870	3,999		
525100	Postage	244	182	800	600		
525377	Utilities - County Branch Library	97,835	40,574	142,982	119,820		
537699	Cost of Copy Sales	0	167	0	0		
	*** Total Operating**	**129,234**	**64,614**	**182,517**	**159,665**		
	****Total Personnel & Operating**	**1,212,942**	**634,695**	**1,365,834**	**1,342,982**		
	Capital						
	****Total Capital**	**0**	**0**	**0**	**0**		
	***** Total Budget Appropriation**	**1,212,942**	**634,695**	**1,365,834**			

COUNTY OF LEXINGTON
LIBRARY
Annual Budget
Fiscal Year - 2022-23

Fund 2300
Division: Library
Organization: 230030 - Cayce/West Columbia Branch

Object Code	Expenditure Classification	2020-21 Expenditure	2021-22 Expend (Dec)	2021-22 Amended (Dec)	BUDGET 2022-23 Requested	BUDGET 2022-23 Recommend	BUDGET 2022-23 Approved
	Personnel						
510100	Salaries & Wages - 14	503,028	261,253	551,036	551,036		
510200	Overtime	0	0	0			
510300	Part Time - 10 (5.0 - FTE)	130,388	61,042	133,646	133,646		
511112	FICA - Employer's Portion	46,547	23,803	52,378	52,378		
511113	State Retirement - Employer's Portion	92,338	46,729	113,383	113,383		
511120	Insurance Fund Contribution - 14	109,200	54,600	109,200	109,200		
511130	Workers Compensation	2,851	1,435	3,337	3,337		
511213	SCRS - Emplr. Port. (Retiree)	976	980	0	0		
	*** Total Personnel**	**885,328**	**449,842**	**962,980**	**962,980**		
	Operating Expenses						
520103	Landscape/Grounds Maintenance	5,276	2,008	4,829	5,056		
520200	Contracted Services	35,731	14,751	41,129	41,217		
520231	Garbage Pickup Service	790	395	800	838		
521000	Office Supplies	3,037	692	4,600	4,250		
521100	Duplicating	250	153	550	231		
521200	Operating Supplies	4,198	2,437	3,600	3,720		
524000	Building Insurance	10,612	10,612	10,931	11,259		
524201	General Tort Liability Insurance	701	701	737	774		
524202	Surety Bonds	120	0	0	0		
525000	Telephone	4,858	2,063	4,113	4,123		
525041	E-mail Service Charges - 24	2,634	1,150	2,967	3,096		
525100	Postage	731	343	700	682		
525377	Utilities - County Branch Library	39,564	22,314	48,945	44,118		
537699	Cost of Copy Sales	0	101	0	0		
	*** Total Operating**	**108,502**	**57,720**	**123,901**	**119,364**		
	****Total Personnel & Operating**	**993,830**	**507,562**	**1,086,881**	**1,082,344**		
	Capital						
	****Total Capital**	**0**	**0**	**0**	**0**		
	***** Total Budget Appropriation**	**993,830**	**507,562**	**1,086,881**			

COUNTY OF LEXINGTON
LIBRARY
Annual Budget
Fiscal Year - 2022-23

Fund 2300
Division: Library
Organization: 230040 - Irmo Branch

Object Code	Expenditure Classification	2020-21 Expenditure	2021-22 Expend (Dec)	2021-22 Amended (Dec)	2022-23 Requested	*BUDGET* 2022-23 Recommend	2022-23 Approved
	Personnel						
510100	Salaries & Wages - 14	505,643	217,165	549,837	549,837		
510200	Overtime	275	0	0	0		
510300	Part Time - 12 (6.0 - FTE)	147,098	78,970	166,676	166,676		
511112	FICA - Employer's Portion	45,801	21,445	54,813	54,813		
511113	State Retirement - Employer's Portion	95,982	42,914	118,655	118,655		
511120	Insurance Fund Contribution - 14	109,200	54,600	109,200	109,200		
511130	Workers Compensation	3,233	1,337	4,762	4,762		
511131	S.C. Unemployment	2,571	0	0	0		
	*** Total Personnel**	**909,803**	**416,431**	**1,003,943**	**1,003,943**		
	Operating Expenses						
520103	Landscape/Grounds Maintenance	6,356	2,400	5,771	6,042		
520200	Contracted Services	420	230	2,170	2,210		
520231	Garbage Pickup Service	660	330	669	700		
521000	Office Supplies	3,172	652	4,800	4,440		
521100	Duplicating	304	180	550	482		
521200	Operating Supplies	4,350	2,812	3,500	3,670		
524000	Building Insurance	7,235	7,235	7,453	7,677		
524201	General Tort Liability Insurance	758	758	796	836		
524202	Surety Bonds	126	0	0	0		
525000	Telephone	4,656	2,593	4,550	5,195		
525041	E-mail Service Charges - 26	2,849	1,172	3,096	3,354		
525100	Postage	358	285	700	590		
525377	Utilities - County Branch Library	61,564	25,822	70,143	65,470		
537699	Cost of Copy Sales	0	106	0	0		
	*** Total Operating**	**92,808**	**44,575**	**104,198**	**100,666**		
	****Total Personnel & Operating**	**1,002,611**	**461,006**	**1,108,141**	**1,104,609**		
	Capital						
	****Total Capital**	**0**	**0**	**0**	**0**		
	***** Total Budget Appropriation**	**1,002,611**	**461,006**	**1,108,141**			

COUNTY OF LEXINGTON
LIBRARY
Annual Budget
Fiscal Year - 2022-23

Fund 2300
Division: Library
Organization: 230050 - Chapin Branch

Object Code	Expenditure Classification	2020-21 Expenditure	2021-22 Expend (Dec)	2021-22 Amended (Dec)	2022-23 Requested	*BUDGET* 2022-23 Recommend	2022-23 Approved
	Personnel						
510100	Salaries & Wages - 2	90,801	45,164	90,650	90,650		
510300	Part Time - 5 (2.75 - FTE)	89,353	44,735	92,756	92,756		
511112	FICA - Employer's Portion	13,315	6,692	14,031	14,031		
511113	State Retirement - Employer's Portion	26,484	13,325	30,372	30,372		
511120	Insurance Fund Contribution - 2	15,600	7,800	15,600	15,600		
511130	Workers Compensation	559	279	570	570		
	*** Total Personnel**	**236,112**	**117,995**	**243,979**	**243,979**		
	Operating Expenses						
520103	Landscape/Grounds Maintenance	5,154	2,000	4,809	5,035		
520200	Contracted Services	4,177	270	546	540		
520231	Garbage Pickup Service	540	270	547	573		
521000	Office Supplies	642	636	800	745		
521100	Duplicating	71	23	200	180		
521200	Operating Supplies	740	567	1,100	1,000		
524000	Building Insurance	3,921	3,921	4,039	4,160		
524201	General Tort Liability Insurance	170	170	179	188		
524202	Surety Bonds	30	0	0	0		
525000	Telephone	2,584	1,292	2,582	2,582		
525041	E-mail Service Charges - 7	946	355	903	903		
525100	Postage	138	33	90	96		
525377	Utilities - County Branch Library	11,239	5,370	14,173	12,457		
537699	Cost of Copy Sales	0	12	0	0		
	*** Total Operating**	**30,352**	**14,919**	**29,968**	**28,459**		
	****Total Personnel & Operating**	**266,464**	**132,914**	**273,947**	**272,438**		
	Capital						
	****Total Capital**	**0**	**0**	**0**	**0**		
	***** Total Budget Appropriation**	**266,464**	**132,914**	**273,947**			

COUNTY OF LEXINGTON
LIBRARY
Annual Budget
Fiscal Year - 2022-23

Fund 2300
Division: Library
Organization: 230055 - South Congaree Branch

Object Expenditure Code	Classification	2020-21 Expenditure	2021-22 Expend (Dec)	2021-22 Amended (Dec)	2022-23 Requested	*BUDGET* 2022-23 Recommend	2022-23 Approved
	Personnel						
510100	Salaries & Wages - 3	117,470	60,291	120,636	120,636		
510200	Overtime	83	0	0	0		
510300	Part Time - 1 (1.0 - FTE)	18,308	5,869	16,423	16,423		
511112	FICA - Employer's Portion	10,048	4,916	10,485	10,485		
511113	State Retirement - Employer's Portion	20,152	9,679	22,697	22,697		
511120	Insurance Fund Contribution - 3	23,400	11,700	23,400	23,400		
511130	Workers Compensation	425	206	425	425		
	*** Total Personnel**	**189,886**	**92,661**	**194,066**	**194,066**		
	Operating Expenses						
520103	Landscape/Grounds Maintenance	5,239	2,000	4,809	5,035		
520200	Contracted Services	2,625	200	506	504		
520231	Garbage Pickup Service	540	270	547	573		
521000	Office Supplies	716	58	900	845		
521100	Duplicating	84	34	70	75		
521200	Operating Supplies	657	357	1,000	920		
524000	Building Insurance	924	924	952	981		
524201	General Tort Liability Insurance	114	114	120	126		
524202	Surety Bonds	25	0	0	0		
525000	Telephone	2,628	1,314	2,639	2,639		
525041	E-mail Service Charges - 5	516	161	645	516		
525100	Postage	40	10	60	60		
525377	Utilities - County Branch Library	11,087	5,297	8,908	10,367		
537699	Cost of Copy Sales	0	21	0	0		
	*** Total Operating**	**25,195**	**10,760**	**21,156**	**22,641**		
	****Total Personnel & Operating**	**215,081**	**103,421**	**215,222**	**216,707**		
	Capital						
	****Total Capital**	**0**	**0**	**0**	**0**		
	***** Total Budget Appropriation**	**215,081**	**103,421**	**215,222**			

COUNTY OF LEXINGTON
LIBRARY
Annual Budget
Fiscal Year - 2022-23

Fund 2300
Division: Library
Organization: 230060 - Swansea Branch

Object Code	Expenditure Classification	2020-21 Expenditure	2021-22 Expend (Dec)	2021-22 Amended (Dec)	2022-23 Requested	*BUDGET* 2022-23 Recommend	2022-23 Approved
	Personnel						
510100	Salaries & Wages - 2	87,941	47,103	94,115	94,115		
510200	Overtime	0	6	0	0		
510300	Part Time - 2 (1.25 - FTE)	25,917	15,548	40,742	40,742		
511112	FICA - Employer's Portion	8,474	4,689	10,317	10,317		
511113	State Retirement - Employer's Portion	16,927	8,087	22,332	22,332		
511120	Insurance Fund Contribution - 2	15,600	7,800	15,600	15,600		
511130	Workers Compensation	353	195	418	418		
511213	SCRS - Emplr. Port. (Retiree)	0	1,308	0	0		
	*** Total Personnel**	**155,212**	**84,736**	**183,524**	**183,524**		
	Operating Expenses						
520103	Landscape/Grounds Maintenance	5,239	2,000	4,809	5,035		
520200	Contracted Services	2,585	200	506	504		
521000	Office Supplies	570	101	900	840		
521100	Duplicating	67	31	100	100		
521200	Operating Supplies	524	355	500	460		
524000	Building Insurance	1,189	1,189	1,225	1,262		
524201	General Tort Liability Insurance	76	76	80	84		
524202	Surety Bonds	20	0	0	0		
525000	Telephone	1,649	1,138	1,622	2,100		
525041	E-mail Service Charges - 4	355	193	516	516		
525100	Postage	46	16	30	30		
525377	Utilities - County Branch Library	8,188	2,825	8,182	8,575		
537699	Cost of Copy Sales	0	31	0	0		
	*** Total Operating**	**20,508**	**8,155**	**18,470**	**19,506**		
	****Total Personnel & Operating**	**175,720**	**92,891**	**201,994**	**203,030**		
	Capital						
	****Total Capital**	**0**	**0**	**0**	**0**		
	***** Total Budget Appropriation**	**175,720**	**92,891**	**201,994**			

COUNTY OF LEXINGTON
LIBRARY
Annual Budget
Fiscal Year - 2022-23

Fund 2300
Division: Library
Organization: 230070 - Gaston Branch

Object Code	Expenditure Classification	2020-21 Expenditure	2021-22 Expend (Dec)	2021-22 Amended (Dec)	2022-23 Requested	*BUDGET* 2022-23 Recommend	2022-23 Approved
	Personnel						
510100	Salaries & Wages - 2	82,920	41,145	82,682	82,682		
510200	Overtime	83	0	0	0		
510300	Part Time - 2 (0.5 - FTE)	23,931	16,715	32,594	32,594		
511112	FICA - Employer's Portion	7,991	4,288	8,819	8,819		
511113	State Retirement - Employer's Portion	15,784	8,666	19,090	19,090		
511120	Insurance Fund Contribution - 2	15,600	7,800	15,600	15,600		
511130	Workers Compensation	615	180	359	359		
511131	S.C. Unemployment	0	0	0			
	*** Total Personnel**	**146,924**	**78,794**	**159,144**	**159,144**		
	Operating Expenses						
520103	Landscape/Grounds Maintenance	5,219	2,030	4,880	5,109		
520200	Contracted Services	2,598	200	506	504		
520231	Garbage Pickup Service	540	270	547	573		
521000	Office Supplies	656	834	900	830		
521100	Duplicating	26	19	150	108		
521200	Operating Supplies	697	376	1,000	855		
524000	Building Insurance	1,515	1,515	1,561	1,608		
524201	General Tort Liability Insurance	95	95	100	105		
524202	Surety Bonds	16	0	0	0		
525000	Telephone	2,063	1,227	1,966	2,454		
525041	E-mail Service Charges - 4	441	215	516	516		
525100	Postage	22	16	40	30		
525377	Utilities - County Branch Library	7,209	3,899	8,624	7,920		
537699	Cost of Copy Sales	0	30	0	0		
	*** Total Operating**	**21,097**	**10,726**	**20,790**	**20,612**		
	****Total Personnel & Operating**	**168,021**	**89,520**	**179,934**	**179,756**		
	Capital						
	****Total Capital**	**0**	**0**	**0**	**0**		
	***** Total Budget Appropriation**	**168,021**	**89,520**	**179,934**			

COUNTY OF LEXINGTON
LIBRARY
Annual Budget
Fiscal Year - 2022-23

Fund 2300
Division: Library
Organization: 230080 - Pelion Branch

Object Code	Expenditure Classification	2020-21 Expenditure	2021-22 Expend (Dec)	2021-22 Amended (Dec)	2022-23 Requested	*BUDGET* 2022-23 Recommend	2022-23 Approved
	Personnel						
510100	Salaries & Wages - 3	116,059	57,317	125,016	125,016		
510200	Overtime	144	0	0	0		
510300	Part Time - 3 (1.5 - FTE)	44,266	20,548	48,925	48,925		
511112	FICA - Employer's Portion	11,660	5,734	13,307	13,307		
511113	State Retirement - Employer's Portion	23,576	11,527	28,805	28,805		
511120	Insurance Fund Contribution - 3	23,400	11,700	23,400	23,400		
511130	Workers Compensation	503	242	541	541		
	*** Total Personnel**	**219,608**	**107,068**	**239,994**	**239,994**		
	Operating Expenses						
520103	Landscape/Grounds Maintenance	5,274	2,060	4,951	5,184		
520200	Contracted Services	3,304	40	278	240		
520231	Garbage Pickup Service	540	270	547	573		
521000	Office Supplies	992	64	1,100	1,100		
521100	Duplicating	110	62	150	155		
521200	Operating Supplies	837	368	900	900		
524000	Building Insurance	1,913	1,913	1,971	2,030		
524201	General Tort Liability Insurance	170	170	180	189		
524202	Surety Bonds	28	0	0	0		
525000	Telephone	1,003	456	1,890	1,890		
525041	E-mail Service Charges - 6	785	290	774	774		
525100	Postage	34	28	80	65		
525377	Utilities - County Branch Library	10,239	5,263	11,500	11,530		
537699	Cost of Copy Sales	0	15	0	0		
	*** Total Operating**	**25,229**	**10,999**	**24,321**	**24,630**		
	****Total Personnel & Operating**	**244,837**	**118,067**	**264,315**	**264,624**		
	Capital						
	****Total Capital**	**0**	**0**	**0**	**0**		
	***** Total Budget Appropriation**	**244,837**	**118,067**	**264,315**			

COUNTY OF LEXINGTON
LIBRARY
Annual Budget
Fiscal Year - 2022-23

Fund 2300
Division: Library
Organization: 230090 - Gilbert/Summit Branch

Object Code	Expenditure Classification	2020-21 Expenditure	2021-22 Expend (Dec)	2021-22 Amended (Dec)	2022-23 Requested	*BUDGET* 2022-23 Recommend	2022-23 Approved
	Personnel						
510100	Salaries & Wages - 2	84,991	45,300	90,663	90,663		
510200	Overtime	83	0	0	0		
510300	Part Time - 2 (1.25 - FTE)	34,004	20,964	41,782	41,782		
511112	FICA - Employer's Portion	8,759	4,906	10,132	10,132		
511113	State Retirement - Employer's Portion	17,743	9,945	21,933	21,933		
511120	Insurance Fund Contribution - 2	15,600	7,800	15,600	15,600		
511130	Workers Compensation	373	206	410	410		
	*** Total Personnel**	**161,553**	**89,121**	**180,520**	**180,520**		
	Operating Expenses						
520103	Landscape/Grounds Maintenance	5,234	2,030	4,880	5,109		
520200	Contracted Services	2,365	100	266	240		
520231	Garbage Pickup Service	0	0	226	237		
521000	Office Supplies	163	32	800	620		
521100	Duplicating	22	7	50	40		
521200	Operating Supplies	233	241	550	190		
524000	Building Insurance	945	945	974	1,003		
524201	General Tort Liability Insurance	76	76	80	84		
524202	Surety Bonds	20	0	0	0		
525000	Telephone	912	763	938	1,423		
525041	E-mail Service Charges - 4	452	215	516	516		
525100	Postage	0	6	20	10		
525377	Utilities - County Branch Library	8,256	3,779	6,500	8,553		
537699	Cost of Copy Sales	0	7	0	0		
	*** Total Operating**	**18,678**	**8,201**	**15,800**	**18,025**		
	****Total Personnel & Operating**	**180,231**	**97,322**	**196,320**	**198,545**		
	Capital						
	****Total Capital**	**0**	**0**	**0**	**0**		
	***** Total Budget Appropriation**	**180,231**	**97,322**	**196,320**			

COUNTY OF LEXINGTON
LIBRARY
Annual Budget
Fiscal Year - 2022-23

Fund 2300
Division: Library
Organization: 230099 - Non-departmental Library Operations

Object Expenditure Code	Classification	2020-21 Expenditure	2021-22 Expend (Dec)	2021-22 Amended (Dec)	BUDGET 2022-23 Requested	BUDGET 2022-23 Recommend	BUDGET 2022-23 Approved
	Personnel						
510200	Overtime	0	0	1,000	1,000		
511112	FICA - Employer's Portion	0	0	0	0		
511113	SCRS - Employer's Portion	0	0	0	0		
511130	Workers Compensation	0	0	0	0		
519999	Personnel Contingency	0	0	94,908	~~100,000~~ 212,155		
	*** Total Personnel**	**0**	**0**	**95,908**	~~101,000~~ 213,155		
	Operating Expenses						
520100	Contracted Maintenance	17,606	3,208	19,246	20,511		
520200	Contracted Services	2,100	8,769	21,252	21,250		
520213	Contracted Literacy Programs	12,505	500	15,000	22,000		
520220	Book Binding	1,960	0	2,000	2,000		
520233	Towing Service	0	0	65	65		
520242	Hazardous Materials Disposal	0	0	75	75		
520300	Professional Services				5,000		
520303	Accounting/Auditing Services	5,000	5,000	5,000	5,000		
520400	Advertising & Publicity	4,322	2,596	7,588	20,700		
520500	Legal Services	0	0	250	250		
520702	Technical Currency & Support	147,760	140,187	150,364	159,215		
520703	Computer Hardware Maintenance	25,140	30,355	30,773	40,965		
521100	Duplicating	56	0	0	0		
521200	Operating Supplies	15,697	0	15,000	24,450		
522000	Building Repairs & Maintenance	55,944	15,269	50,000	50,000		
522001	Carpet/Floor Cleaning	0	6,300	7,500	7,500		
522200	Small Equipment Repairs & Maintenance	0	125	1,500	1,500		
522300	Vehicle Repairs & Maintenance	1,834	431	2,560	2,560		
524100	Vehicle Insurance - 7	4,203	5,624	3,690	4,305		
524101	Comprehensive Vehicle Insurance	1,307	4,889	420	420		
524900	Data Processing Equip. Insurance	1,843	1,843	1,936	1,936		
525006	GPS Monitoring Charges - 4	814	407	1,018	1,018		
525020	Pagers and Cell Phones - 3	659	220	700	350		
525021	Smart Phone Charges - 9	2,376	1,015	3,255	6,216		
525210	Conference, Meeting & Training Expenses	2,791	0	5,000	7,500		
525211	Library Board Expenses	617	12	2,000	2,000		
525230	Subscriptions, Dues, & Books	186,561	190,793	211,771	207,356		
525240	Personal Mileage Reimbursement	3,107	2,083	6,000	8,000		
525250	Motor Pool Reimbursement	0	120	50	50		
525400	Gas, Fuel, & Oil	5,265	3,592	7,616	11,400		
525600	Uniforms & Clothing	445	0	975	1,000		
525700	Employee Service Awards	84	25	950	950		
526500	License & Permits	5,030	4,980	5,230	5,230		
529903	Contingency	0	0	1,294,395	8,702		
537699	Cost of Copy Sales	0	5,759	11,520	12,059		
538300	Retainage Payable Expense	0	0	0	0		
	*** Total Operating**	**505,026**	**434,102**	**1,884,699**	**661,533**		
	****Total Personnel & Operating**	**505,026**	**434,102**	**1,980,607**	~~762,533~~ 874,688		

COUNTY OF LEXINGTON
LIBRARY
Annual Budget
Fiscal Year - 2022-23

Fund 2300
Division: Library
Organization: 230099 - Non-departmental Library Operations

Object Code	Expenditure Classification	2020-21 Expenditure	2021-22 Expend (Dec)	2021-22 Amended (Dec)	BUDGET 2022-23 Requested	BUDGET 2022-23 Recommend	BUDGET 2022-23 Approved
	Capital						
540000	Small Tools & Minor Equipment	11,221	2,285	14,000	14,000		
540002	Microforms	5,553	13,136	13,136	13,530		
540006	Library Materials (Book, Audio Visual)	798,705	203,469	1,098,241	750,000		
540010	Minor Software	1,874	0	2,000	6,300		
549902	R22 Unit A/C Contingency	0	0	4,810	0		
549914	Infrastructure Contingency	0	0	154,074	0		
	All Other Equipment	543,232	50,398	298,337	128,421		
	****Total Capital**	**1,360,585**	**269,288**	**1,584,598**	**912,251**		
	Other Financing Uses						
812340	Op Trn to Library Federal Funds	37	0	0			
812350	Op Trn to Library E-Rate Program	0	9,386	14,235			
	****Total Other Financing Uses**	**37**	**9,386**	**14,235**	**0**		
	***** Total Budget Appropriation**	**1,865,648**	**712,776**	**3,579,440**	~~1,674,784~~ 1,786,939		

SECTION IV

COUNTY OF LEXINGTON
Capital Item Summary
Fiscal Year - 2022-23

Fund # 2300 Fund Title: Library Local Funds
Organization # 230099 Organization Title: Library/Non-Department
Program # Program Title:

Qty	Item Description	***BUDGET*** 2022-23 Requested Amount
540000	Small Tools & Minor Equipment	14,000
540002	Microforms	13,530
540006	Library Materials (Books, Audio Visual)	750,000
540010	Minor Software	6,300
5A	Computers Optiplex 7090 (25) Rpl F1	28,350
5A	Monitors Dell (25) Rpl MI11	6,350
5A	Printers B&W (2) Rpl Type 1	3,110
5A	Printers Color (4) Rpl Type 2	4,100
5A	UPS (2) upgrade to Server/SAN/Switches	7,573
5A	Printers Receipt (30) Rpl	11,801
5A	Printers Label Maker (4) Rpl	2,928
5A	Pressure Wash and paint exterior Chapin Branch	16,500
5A	Concrete pad for programs/events Batesburg-Leesvlle Branch	3,500
5A	Concrete pad for programs/events South Congaree-Pine Ridge Branch	3,500
5A	Concrete pad for programs/events Gilbert-Summit Branch	3,000
		90,712
		37,709
		128,421
	**** Total Capital (Transfer Total to Section III)**	**912,251**

SECTION IV

COUNTY OF LEXINGTON
Capital Item Summary
Fiscal Year - 2021-22

Fund # 2300 Fund Title: Library Local Funds
Organization # 230099 Organization Title: Library/Non-Department
Program # Program Title:

Qty	Item Description	***BUDGET*** 2021-22 Requested Amount
5A	Sidewalk Chapin Branch	2,200
5A	Parking lot Gaston Branch	14,250
5A	Security cameras Lexington Main	4,326
5A	Security cameras Irmo Branch	8,040
5A	Door repl Chapin Branch	3,260
5A	43" TV Monitor System Ticketing (1) Adl	878
5A	Table (2) Chairs (8) Irmo Rpl	2,378
5A	Chairs (4) Rpl	2,377

**** Total Capital (Transfer Total to Section III)** **37,709**

SECTION V. - PROGRAM OVERVIEW

The Lexington County Public Library exists to provide library and information services to the citizens of Lexington County. (SC 1976 Code 60-1-80) The Library Board of Trustees adopted the following mission statement in 2018:

Provide access to quality resources that promote life-long literacy for the Lexington County Community.

Library services take many formats: traditional library resources such as hard copy materials and literary programs, online resources, technology training, and meeting spaces. These are vital services that enhance the quality of life for all residents. The Library System consists of the Main Library, nine community branches, and one Mobile Library. Library facilities are open a combined total of 471 hours per week, including evening and weekend hours. In addition, the Mobile Library provides outreach services to a multitude of childcare and senior centers. The Library has only 151 library service staff, including 93 full time and 58 part-time, for a total of 122.5 library FTEs. Knowledgeable and well-trained staff are the library's most vital asset.

The Library is the community's primary resource for equal access to authoritative information and literary resources. Library staff judiciously evaluate library services, resources and hard copy materials, ensuring that the residents have the best available to them. The community's reliance on these core services are reflected by that fact that almost half of the population are active cardholders (130,429) using the library on a regular basis. In fact, library card registration grew by over 10% from July 2021-December 2021, and circulation of downloadable materials (eBooks) increased over 9%. The Library's research databases and reference assistance are an invaluable resource for our citizens and business owners. In FY 21, individual reference transactions for the public were upwards of 85,000 and database retrievals are averaging 875,000 annually.

Some services and priorities shifted during the first phases of the pandemic, creating new opportunities that have been incorporated into regular library services. Establishing more options and service points for patrons better meets their unique needs and expectations but also exacerbates current staffing levels and resources. Service levels are on track to exceed pre-pandemic rates, this is especially evident in door counts, program attendance, and circulation statistics. Early literacy and STEAM programs continue to be a mainstay of services and adult programming is stronger than ever before. Programs with community partners, such as the Lexington County Museum and Master Gardeners provide opportunities to meet citizens' interest in local history and green spaces as noted in the Lexington County Comprehensive plan.

In addition to providing programs, our staff are actively engaged in assisting and instructing individuals and organizations in developing and enhancing their technology and workforce skills. The Library provides technology workshops and individual assistance to help patrons navigate new technologies, including software, personal devices and digital content. Meeting and study rooms are in high demand as citizens seek safe, public spaces to study and collaborate with others.

In FY 2022-23, the Library will continue to provide a core of knowledgeable and well-trained staff, a balanced collection of resources, literacy and life-long learning programs, and facilities with meeting rooms and technology resources.

The Library staff are presenting the following goals and objectives as part of the Library's Strategic Plan.

Goal 1: Increase Library Services
Objectives:
Increase number and formats of eBooks and downloadable materials
Provide mobile printing for the public
Add tax assistance opportunities for the public
Implement photo scanning services to the public
Provide smartboards for public use
Provide unique program opportunities
Provide online payment options

Goal 2: Provide Easier Access to Library Resources
Objectives
Provide easy access to hard copy resources and equipment
Expand Mobile Library and Homebound services
Provide library facilities that are attractive, accessible, safe and convenient

Goal 3: Increase Community Awareness of Library Services
Objectives
Redesign website for better user experience
Increase social media presence
Increase Advocacy, Outreach & Partnerships

Goal 4: Support & Develop Trained, Knowledgeable Staff
Objectives
Expand staff recognition program
Reinstitute succession development plan
Provide timely communications regarding services and policies

Key Service Levels	Actual FY 19/20	Actual FY 20/21	YTD Dec FY 21/22	Estimated FY 21/22	Projected FY 22/23
Library Card Holders	164,307	126,116*	130,429	136,000	145,000
Reference Services					
Research Assistance	82,516	77,044	42,488	85,000	87,000
Job-Related Assistance	2,723	548	395	900	1,200
Technology Assistance	12,963	4,362	2,241	4,500	5,000
Downloads Assistance	3,499	3,155	1,266	2,500	2,400
Chat	251	1,247	261	600	650
Public Programs and Training					
Literacy and Learning Programs	2,843	429	714	2,000	3,500
Literacy and Learning Programs Attendance	58,729	7,975	10,656	35,000	120,000
Patron Training & Workshops	29	32	18	40	70
Patron Training & Workshop Attendance	173	563	31	150	250
1 on 1 Appointment Attendance	216	n/a	29	100	300
Outreach Programs	843	108	257	800	1,000
Virtual Programs	115	190	50	75	25
Virtual Programs Participants	19,594	2,139	902	1,300	500
Materials and Resources					
Downloadable books & databases	830,434	689,668*	711,199	730,000	750,000
Downloads (checked out)	313,432	336,631	163,867	340,000	355,000
Database retrievals	450,110	869,502	418,863	850,000	900,000
Hard copy materials (owned)	669,391	561,895*	650,584	680,000	700,000
Hard copy circulation	1,062,910	695,438	583,322	1,210,000	1,275,000
Interlibrary Loan requests	863	579	333	700	750
Website Visits	200,900	147,128	79,912	170,000	180,000
Computer usage	61,604	13,731	13,978	31,000	35,000
Wifi usage	81,304	40,307	31,949	70,000	75,000
Mobile Printing	1,775	2,147	1,035	2,200	2,500
Meeting and Study Room usage	4,621	n/a	2,349	5,000	5,800
Door Count	515,902	263,333	242,867	506,000	525,000
Staff Training					
Training attendance	2,201	2,769	924	2,500	2,600
Training hours	3,524	3,448	1,291	7,600	7,800

COVID-19 affected service levels beginning March 2020. New services were introduced, some were suspended. All services resumed in FY 22.
*Database inventory and purge

SECTION VI. - LINE ITEM NARRATIVES

SECTION VI. A. - LISTING OF REVENUES

437609 – COST OF COPY **$9,033**

The Library provides photocopies for the public for both personal, educational and/or business needs. The Library charges $.25 per page for B & W and $1.00 per page color. (estimated)

437620 – FAX SALES **$12,034**

Facsimile (FAX) transmission is often required for medical, legal and financial documents. The Library provides FAX service for the public at $1.00 per page. (estimated)

438300–VENDING MACHINE SALES **$250**

Contracted sales of vending machines in staff breakroom at 3 branches. (estimated)

449000 – LIBRARY BOOK FINES **$52,258**

Revenue from lost and miscellaneous fees collected from patrons who have lost or damaged library materials. The charges for a lost or damaged item are the price listed in the Library's database plus a $5.00 processing fee. Estimated revenue is decreased because overdue fines are suspended due to COVID-19.

461000 – INVESTMENT INTEREST **$21,291**

Revenue based on estimate of FY 20-21 interest.

469100 – GIFTS & DONATIONS **$500**

Businesses and patrons donate monetary gifts to the Library. (estimated)

469200 – DONATED CAPITAL ITEMS **$500**

The Library receives capital item donations from the Friends of the Library and/or the public, such as computer hardware, technology equipment and/or furniture. (estimated)

469900 – MISCELLANEOUS REVENUE **$100**

Revenue from rebates and refunds. (estimated)

SECTION VI. B. - PERSONNEL LINE ITEM NARRATIVES

510100 – SALARIES AND WAGES **$3,994,416**

Salaries and wages for 93 full time staff in Library Administration, Main Library, 9 branches and 2 Mobile Libraries. The staff covers 471 service hours per week in addition to the Mobile Library service hours.

510200 – OVERTIME **$1,000**

In the event of an emergency full-time staff may need to work overtime to continue services to the public.

510300 – PART-TIME **$855,356**

Salaries for 58 regular part-time employees plus 1 Student Intern.

511112 - FICA – EMPLOYER'S PORTION	**$371,009**
511113 – SCRS – EMPLOYER'S PORTION	**$803,706**
511120 – EMPLOYEE INSURANCE – EMPLOYER'S PORTION	**$725,400**
511130 – WORKER'S COMPENSATION	**$37,085**
511131 - SC UNEMPLOYMENT	**$0**
511213 – STATE RETIREMENT - RETIREE	**$0**
511214 – POLICE RETIREMENT – RETIREE	**$0**
519901 – SALARY & WAGES ADJUSTMENT ACCOUNT	**$0**
519999 – PERSONNEL CONTINGENCY	**$212,155**

SECTION VI. B - LISTING OF POSITIONS

Current Staffing Level: 151 Total – 93 full time and 58 part time

Location	Job Title	Positions	FTE	Grade
Administration				
	Director	1	1	217
	Deputy Director	2	2	215
	Systems Librarian	1	1	213
	System Training Coordinator	1	1	212
	Library Administrator	6	6	211
	Network Administrator	1	1	210
	Web Developer	1	1	209
	Librarian III	1	1	209
	Executive Assistant	1	1	208
	Librarian I	1	1	207
	Financial Coordinator	1	1	112
	PC/LAN Specialist II	1	1	112
	Outreach Librarian	1	1	110
	Admin & Marketing Coordinator	1	1	107
	Library Assistant III - Bookmobile	3	3	107
	Library Assistant II – Floater	2	1	105
	Cataloger	2	2	105
	Library Assistant II – Tech/Acq	1	0.5	105
	Administrative Assistant II	1	1	106
	Library Assistant I – Tech/Acq	1	0.5	103
	Custodial Worker	2	2	102
	Library Courier	2	2	101
	Total	34	32	

Location	Job Title	Positions	FTE	Grade
Batesburg-Leesville Branch				
	Branch Librarian III	1	1	209
	Library Assistant III	2	2	107
	Library Assistant II	4	3	105
	Total	7	6	
Lexington Main Library				
	Librarian IV	1	1	210
	Librarian III	1	1	209
	Librarian II	2	2	208
	Librarian I	4	4	207
	Circulation Coordinator	1	1	107
	Library Assistant III	8	6	107
	Library Assistant I	10	6.5	103
	Clerk	3	1.5	101
	Student Intern	1	0.25	101
	Total	31	23.25	
Cayce-West Columbia Branch				
	Librarian IV	1	1	210
	Librarian III	1	1	209
	Librarian II	2	2	208
	Librarian I	2	2	207
	Circulation Coordinator	1	1	107
	Library Assistant III	6	4.5	107
	Library Assistant I	7	5	103
	Custodian	1	1	102
	Clerk	3	1.5	101
	Total	24	19	
Irmo Branch				
	Librarian IV	1	1	210
	Librarian III	1	1	209
	Librarian II	2	2	208
	Librarian I	2	2	207
	Circulation Coordinator	1	1	107
	Library Assistant III	6	4.5	107
	Library Assistant I	9	6	103
	Custodian	1	1	102
	Clerk	3	1.5	101
	Total	26	20	
Chapin Branch				
	Branch Librarian III	1	1	209
	Library Assistant III	3	2.25	107
	Library Assistant II	3	1.5	105
	Total	7	4.75	

Location	Job Title	Positions	FTE	Grade
South Congaree-Pine Ridge Branch				
	Branch Librarian III	1	1	209
	Library Assistant III	3	2.5	107
	Total	4	3.5	
Swansea Branch				
	Branch Librarian III	1	1	209
	Library Assistant III	3	2.25	107
	Total	4	3.25	
Gaston Branch				
	Branch Librarian III	1	1	209
	Library Assistant III	3	2	107
	Total	4	3	
Pelion Branch				
	Branch Librarian III	1	1	209
	Library Assistant III	3	2	107
	Library Assistant II	2	1.5	105
	Total	6	4.5	
Gilbert-Summit Branch				
	Branch Librarian III	1	1	209
	Library Assistant III	3	2.25	107
	Total	4	3.25	
	Total Library	151	122.5	

ORGANIZATIONAL CHART

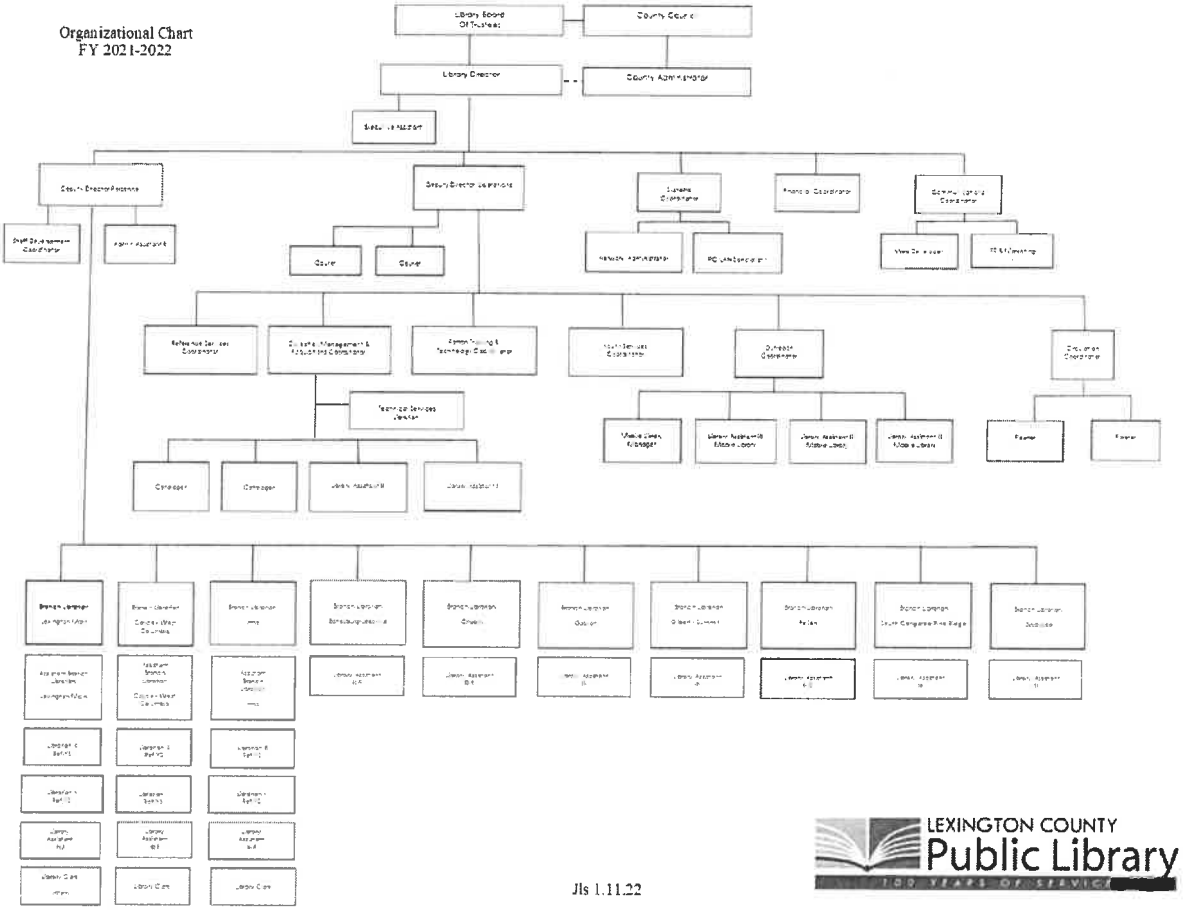

SECTION VI. C. - OPERATING LINE ITEM NARRATIVES

ORGANIZATION 230099 – LIBRARY/NON-DEPARTMENTAL

520100 – CONTRACTED MAINTENANCE **$20,511**

Costs obtained from quotes provided by maintenance vendors or county contracts.

(3) Microfilm Reader/Printers – $3,215
(10) Security and Fire System and panic button monitoring and maintenance for 10 buildings – $9,462
(1) Elevator (3) Lifts (2) Dumbwaiters - $5,445
Fire Extinguishers – $1,047
Garage Doors – $376
Pest control special treatment - $525
Ant treatment - $440

520200 – CONTRACTED SERVICES **$21,250**

Consulting services for library computer network – $1,000
Lightbulb recycling - $250
Collection agency services to retrieve long overdue materials and fees – $20,000

Note: Collection agency costs are more than offset by revenue generated. The Library receives 4.61 return on investment in the recovered funds and materials returned. FY 20 and Dec FY 21 costs were reduced due to suspension of services because of COVID. Services resumed 4th quarter of FY 21.

520213 – CONTRACTED LITERACY PROGRAMS **$22,000**

The Library utilizes professional contracted presenters, including authors to present literary programs and special events especially for larger audiences. These programs promote literature and library services for children and adults. Such programs help establish early literacy skills and maintain common core skills for students of all ages, especially during the Summer Reading Program. Program costs had decreased in FY 21 and FY 22 due to COVID, but will return to full service in FY 23. The budgeted amount reflects that need. (Additional funds in SC State Aid)

Children's Programs: $12,000
Tween Programs: $4,000
Teen Programs: $4,000
Adult Programs: $2,000

520220 – BOOK BINDING **$2,000**

For professional bookbinding of periodicals and books of historical value or significant importance that cannot be cost effectively replaced. Cost quoted by vendor for number of items scheduled to be bound in FY 23.

520233 – TOWING SERVICE **$65**

Towing services for Library vehicles

520242 – HAZARDOUS MATERIALS DISPOSAL **$75**

Professional cleanup of bio-hazardous materials.

ORGANIZATION 230099 – LIBRARY/NON-DEPARTMENTAL

520300 –PROFESSIONAL SERVICES **$5,000**

Professional services such as facility studies and E-rate and Strategic Planning Consulting. It is important to include these consulting services in the regular, local budget request. Previously, State Aid was utilized.

520303 – ACCOUNTING/AUDITING SERVICES **$5,000**

Library's average cost for annual audit

520400 – ADVERTISING & PUBLICITY **$20,700**

Public relations are vital to inform citizens and businesses of all the library services available. These funds will be used to pay for printing costs for program brochures (3 seasons), flyers, digital advertising, annual reports, etc. Requested amount reflects pre-COVID budgets plus increased costs for paper/printing based on current year quotes. This is the total cost necessary to maintain customer service level expectations. (Additional funds in SC State Aid)

520500 – LEGAL SERVICES **$250**

Attorney fees related to legal services for the Library.

520702 – TECHNICAL CURRENCY & SUPPORT **$159,215**

Costs obtained from quotes provided by maintenance/service vendors. Change in line item is due to increase in maintenance fees as quoted by vendors.

Polaris - Integrated Library System (Software Maintenance and Upgrades) – $114,137
Mobile App – $10,000
Business Oriented Software (BOSS) – $1,855
LPT1 Print Management/PC Reservation – $2,229
Software House Intl (Deepfreeze) – $1,283
Software House Intl (Solarwinds Dameware) - $287
Dell VMware Support – renew every 3 years
ThreatTrack Antivirus – VIPRE Business Premium - $6,825
Envisionware Mobile Printing (10) - $8,740
Envisionware online payment maintenance - $1,579
Envisionware SCKO - $6,622
37 Gears – $4,000
Advanced Video Channel Player - $236
Team Software - $0 (every other year)
Trustware SecureTrust - $1,425

520703 – COMPUTER HARDWARE MAINTENANCE **$40,965**

Maintenance of library computer hardware, including switches, firewall, wifi, router. (Quote from DataNetwork Solutions; increased cost due to hardware expansion in FY 22)

521200 – OPERATING SUPPLIES **$24,450**

Operating costs for system literacy initiatives for children and adults. Includes Summer Reading Program supplies and incentives for participating in the Summer Reading Program as well as printing costs for Summer Reading Programs. Includes:

Reading Program tracking sheets

Adult Program and incentives
Youth Services Program and incentives
Mobile Library Incentives

522000 – BUILDING REPAIRS AND MAINTENANCE **$50,000**

The Library works with the Building Services Department of Lexington County to maintain the inside and outside of the Main Library and 9 branches. These funds are necessary to purchase materials and services to make repairs to any of the 10 buildings in the library system, which are heavily used by the public. Library branches vary in age, the majority being between 15 and 45 years old. Replacement or addition of items, such as, outside wall-pack lights; parking bollards; fencing, etc. Based on 5-year trend.

522001 – CARPET/FLOOR CLEANING **$7,500**

Professional carpet, tile and laminate floor cleaning and/buffing is scheduled for 10 facilities on a 2-3 year rotation throughout the Library System. The quote is based on the County contract cost per square foot. Priority is placed on the heavy traffic areas. (Cost reflects cleaning for branches scheduled for FY 22.)

522200 – SMALL EQUIPMENT REPAIRS & MAINTENANCE **$1,500**

Repairs to equipment such as office equipment (computer, printers, etc.) and appliances are necessary and prolongs the life expectancy before needed replacement.

522300 – VEHICLE REPAIRS & MAINTENANCE **$2,560**

The Library has 7 vehicles: 2 mobile libraries, 2 vans, and 3 utility vehicles that staff use to conduct programs and services, as well as, distribute library materials and equipment. (Cost estimate based on trend analysis and addition of 2nd mobile library.)

524100 – VEHICLE INSURANCE **$4,305**

This amount will cover 7 vehicles: 2 mobile libraries, 2 vans, and 3 utility vehicles. Amount based on information provided by Risk Manager.

524101 – COMPREHENSIVE INSURANCE **$420**

Amount based on information provided by Risk Manager.

524900 – DATA PROCESSING EQUIPMENT INSURANCE **$1,936**

Insures computers, servers, and network devices. Amount based on information provided by Risk Manager.

525006 – GPS MONITORING CHARGES **$1,018**

Monitoring charges for (5) Library vehicles. Cost increase reflects the addition of the 5th vehicle in FY 22.

525020 – PAGERS AND CELL PHONES **$350**

Cell phones (3) assigned to 2 couriers and Systems staff on call (IT staff) will be transition to smart phones in FY 23. Necessary to communicate safety and emergency warnings and concerns or network issues to Systems (IT) staff that are on call. Cost allocation to provide for smooth transition.

525021 – SMART PHONE **$6,216**

Smart phones (9) service for Library Admin and support services. Necessary to communicate and conduct business with staff and other agencies throughout the day and night when needed and smart phone services for Mobile LIbrary staff in order to access library data to assist patrons, including the Library's electronic resources and website, as well as maps and to communicate with patrons throughout the day while on route. (Cost increase due to (3) upgrade conversions from cell phones to smart phones and 2 mobile wifi devices.)

525210 – CONFERENCE, MEETING AND TRAINING EXPENSES **$7,500**

Staff development is necessary to provide optimal services. State, regional, and national conferences and other meetings directly related to library services, including the annual conference of the SC Library Association, American Library Association and SC Association of School Librarians. It also includes funds for educational workshops, training courses, and continuing education programs, especially but not limited to the SC State Library, Midlands Technical College and the USC-School of Library and Information Science. These programs allow staff to update their skills and keep abreast of current developments in libraries and their services, including management and administration of libraries and may be held on-site. Selected staff may attend training classes related to their field of expertise from literacy to computer/network. Specific conference information and course descriptions are made available throughout the year, and staff are approved based on the benefits to their current job and specific area of specialization. (Cost decrease due to SCLA's 2022 Annual Conference transition to virtual platform.)

525211 – LIBRARY BOARD EXPENSES **$2,000**

The Library Board meets monthly, with special called meetings on occasion. These funds provide a lunch during regular meetings, travel expenses on Library business, costs for workshops or conferences, and other expenses directly related to Board business. (Expenses trended down during COVID; however, expenses must be eligible for reimbursement in FY 23.)

525230 – SUBSCRIPTIONS, DUES, AND BOOKS **$207,356**

The largest expenditure in this account is for periodicals, magazines and newspapers that the Library purchases for public use at 10 branches and Mobile Libraries. It also includes the cost of subscribing to and maintaining cataloging databases, platforms for downloadable books and magazines (Overdrive/Hoopla) and subscriptions to research databases that are made available online to the public within each branch as well as from a personal computing device. Includes dues to professional organizations such as the South Carolina Library Association, American Library Association and the Association of Public Library Administrators. Increase cost due to increasing needs for periodicals and vendor pricing.

- Periodicals (print and online) - $68,500
  - Twin City
  - The Chronicle
- Electronic Platform/Subscriptions -
  - Overdrive - $12,000
  - OCLC - $12,000
  - EBSCO Discovery - $30,616
  - Ingram - $2,100
- Databases - $79,105
- Dues - $3,035

525240 – PERSONAL MILEAGE REIMBURSEMENT **$8,000**

Mileage reimbursement for Library staff who are required to travel within the service area as part of their job as well as for those attending local and regional meetings and workshops. $.585/mile. (Adjustment due to service level changes and increase in rate/mile.)

525250 – MOTOR POOL REIMBURSEMENT **$50**

If one or more library assigned vehicles were unavailable, library staff may need to utilize the motor pool to continue to provide resources and programs to the branches and the public in a timely manner.

525400 – GAS, FUEL & OIL **$11,400**

Provides funds for gas, diesel fuel, and oil for 7 vehicles utilized to provide consistent library services and programs. Cost estimate based on $2.77 (gas) and $2.96 (diesel) and $1.90 DEL per gallon from Fleet Services Manager. Based on 5-year trend analysis and additional mobile library, increased cost per gallon.

525600 – UNIFORMS & CLOTHING **$1,000**

Provides uniforms for the library's 4 custodial workers and uniform shirts for staff representing the library at outreach programs and events. (Increase due to added custodial staff)

525700– EMPLOYEE SERVICE AWARDS **$950**

This is the cost of related awards and incentives as outlined in the Library's Strategic Plan, Goal 4. This does not have a 5-year trend because it began in FY 19. $950 is the cost needed for FY 23.

526500 – LICENSES & PERMITS **$5,230**

Movie Licensing and Labor - $4,980

The Library presents literacy and information programs for the public including movies and documentaries. A license is required for each branch to show these copyrighted films to the public. (Quote from sole source vendor)

Department of Labor, Licensing and Regulations total - $100

(2) boilers at Lexington Main - $25 each for total of $50
(1) elevator at Lexington Main - $50
(3) chairlift at CWC Branch - $50 each for total of $150

529903 – CONTINGENCY **$8,702**

Contingency funds to address emergency building maintenance and general operations including unforeseen changes in pricing due to the change in supply and demand, ie inflation. FY 22 funds will be carried over.

537699 – COST OF COPY SALE **$12,059**

Cost of leasing Coin-Op.

LIBRARY ACCOUNTS BY BRANCH

520103 – LANDSCAPE/GROUNDS MAINTENANCE **$54,536**

Annual contracted landscaping and ground maintenance costs for 10 library facilities.

230005 – $0
230010 – $6,042
230020 – $6,889
230030 – $5,056
230040 – $6,042
230050 – $5,035
230055 – $5,035
230060 – $5,035
230070 – $5,109
230080 – $5,184
230090 – $5,109

520200 – CONTRACTED SERVICES **$51,864**

Contracted costs for to maintain cleanliness and safety of 10 branches including, housekeeping/cleaning services, security services, pest control and testing services.

230005 – $0

230010 – $240
Pest control – $240

230020 – $5,665
Pest control – $540

Elevator inspections – $125
Recycling - $5,000

230030 – $41,217
Security guard – $39,507
Pest control – $460
Sprinkler System Test - $500
Chair lift inspections - (every 3 years)
Recycling - $750

230040 – $2,210
Pest control – $460
Recycling - $1,750

230050 – $540
Pest control – $540

230055 – $504
Pest control – $540

230060 – $504
Pest control – $504

230070 – $504
Pest control – $504

230080 – $240
Pest control – $240

230090 – $240
Pest Control – $240

520231 – GARBAGE PICKUP SERVICE **$5,478**

Contracted weekly garbage service pick up for 10 branches.

230005 - $0
230010 - $573
230020 - $838
230030 - $838
230040 - $700
230050 - $573
230055 - $573
230060 - $0
230070 - $573
230080 - $573
230090 - $237

521000 – OFFICE SUPPLIES **$26,780**

Office supplies include all necessary supplies for daily operation, including pens, pencils, printer ribbons, printed forms, toner, computer paper, file folders, and other miscellaneous items. The amount for Account #230005 reflects the cost of materials used both in the administrative offices and in system-wide programs. Shifts in amounts allocated to each account reflect 5-year trend analysis, plus gross changes in supply and demand due to pandemic.

230005 - $6,520
230010 - $1,420
230055 - $845
230060 - $840

230020 - $5,170	230070 - $830
230030 - $4,250	230080 - $1,100
230040 - $4,440	230090 - $620
230050 - $745	

521100 – DUPLICATING **$3,381**

Pays for the contracted per-copy cost for the public photocopiers. Cost based on public usage. Changes due to usage reports.

230005	$995	230055	$75
230010	$150	230060	$100
230020	$865	230070	$108
230030	$231	230080	$155
230040	$482	230090	$40
230050	$180		

521200 – OPERATING SUPPLIES **$63,530**

The amount in #230005 (Administration) is for supplies such as all housekeeping and cleaning supplies for the Main Library building, and all cataloging and processing supplies for the books and audiovisual materials that are purchased each year for the centralized services of the Library System (book covers, labels, tapes and glues, repair materials, cases for DVDs and Audio Books, security strips, etc.) and library cards for the patrons. Increase based on inflation rates for cataloging supplies.

All general housekeeping supplies for each building, for both staff and patrons. The items are distributed by library staff and contracted cleaning services. Based on 5-year trend analysis, plus increases cost of household items.

230005	$24,900	230055	$920
230010	$875	230060	$460
230020	$1,590	230070	$855
230030	$3,720	230080	$900
230040	$3,670	230090	$190
230050	$1,000		

524000 – BUILDING INSURANCE **$40,030**

Premiums for 10 facilities based on information from Risk Management. (3% increase)

230005	$0	230055	$981
230010	$3,185	230060	$1,262
230020	$6,865	230070	$1,608
230030	$11,259	230080	$2,030
230040	$7,677	230090	$1003
230050	$4,160		

524201 – GENERAL TORT LIABILITY INSURANCE **$5,396**

Premiums based on information from Risk Management. (5% increase per Finance)

230005	$1,881	230055	$126
230010	$230	230060	$84
230020	$899	230070	$105

230030	$774	230080	$189
230040	$836	230090	$84
230050	$188		

524202 – SURETY BONDS **$0**

Premiums based on information from Risk Management. Paid every three years. Next year to fund FY 24

230005	$0	230055	$0
230010	$0	230060	$0
230020	$0	230070	$0
230030	$0	230080	$0
230040	$0	230090	$0
230050	$0		

525000 – TELEPHONE **$40,726**

Telephone services for Library Administration, Main Library and 9 branch facilities. Extra lines added FY21.

230005	$8,693	230055	$2,639
230010	$3,162	230060	$2,100
230020	$6,465	230070	$2,454
230030	$4,123	230080	$1,890
230040	$5,195	230090	$1,423
230050	$2,582		

525041 – EMAIL SERVICE CHARGES **$19,479**

Cost based on $10.75 per account each month. Changes based on POSN report.

230005	$4,386	230055	$516
230010	$903	230060	$516
230020	$3,999	230070	$516
230030	$3,096	230080	$774
230040	$3,354	230090	$516
230050	$903		

525100 - POSTAGE **$3,793**

The Library mails letters and notices to patrons about overdue items and to promote public programs. Postage also includes the cost to ship books for interlibrary loan (ILL). Based on 5-year trend analysis.

230005	$1,560	230055	$60
230010	$70	230060	$30
230020	$600	230070	$30
230030	$682	230080	$65
230040	$590	230090	$10
230050	$96		

525377 - UTILITIES **$300,045**

Cost of utilities at 10 library branches. Based on current 5-year trend.

230005	$0	230055	$10,367
230010	$11,235	230060	$8,575

230020	$119,820	230070	$7,920
230030	$41,118	230080	$11,530
230040	$65,470	230090	$8,553
230050	$12,457		

SECTION VI. D. – CAPITAL LINE ITEM NARRATIVES

ORGANIZATION 230099 – LIBRARY/NON-DEPARTMENTAL

540000 – SMALL TOOLS & MINOR EQUIPMENT **$14,000**

Funds are used to purchase office and library machines and equipment in order to move and display library materials and resources.

540002 - MICROFORMS **$13,530**

Funds are used to purchase periodicals, magazines, and newspapers on microfilm and microfiche and genealogical material on microfilm, ex. census records. Increase due to added newspaper resource.

540006 – LIBRARY MATERIALS **$750,000**

Funds are used to purchase hard copy and e-materials. Includes books, DVDs and audio materials. Unexpended funds from FY 22 will be carried over and supplemented by funds from SC State Aid.

540010 –MINOR SOFTWARE **$6,300**

Software applications Adobe Creative Suite $2,880, MS Office for Mobile Library laptops: $3,346

5A	**CAPITAL ITEMS**	**$128,421**
5A	Computers OptiPlex 7090 (25) Rpl F1	$28,350
5A	Monitors Dell (25) Rpl MI11	$6,350
5A	Printers B&W (2) Rpl Type 1	$3,110
5A	Printers Color (4) Rpl Type 2	$4,100
5A	UPS (2) upgrade to Server/SAN/Switches	$7,573
5A	Printers Receipt (30) Rpl	$11,801
5A	Printers Label Maker (4) Rpl	$2,928
5A	Pressure Wash and Paint Exterior Chapin Branch	$16,500
5A	Concrete Pad for Programs/Events Batesburg-Leesville Branch	$3,500
5A	Concrete Pad for Programs/Events South Congaree-Pine Ridge Branch	$3,500
5A	Concrete Pad for Programs/Events Gilbert-Summit Branch	$3,000
5A	Sidewalk Chapin Branch	$2,200
5A	Parking Lot Gaston Branch	$14,250
5A	Security Cameras Lexington Main	$4,326
5A	Security Cameras Irmo Branch	$8,040
5A	Door Chapin Branch repl	$3,260
5A	43" TV Monitor System Ticketing (1) Adtl	$878
5A	Table (2) Chairs (8) Irmo Rpl	$2,378
5A	Chairs (4) Rpl	42,377

SECTION III

COUNTY OF LEXINGTON

2300
Annual Budget
Fiscal Year - 2022-23

Fund: 2300
Division: Library
Organization: 2300099

Object Expenditure Code	Classification	2022-23 Requested	BUDGET 2022-23 Recommend	BUDGET 2022-23 Approved
	Personnel			
510100	Salaries & Wages -			
510200	Overtime			
511112	FICA Cost			
511113	State Retirement			
511120	Insurance Fund Contribution -			
511130	Workers Compensation			
511213	State Retirement - Retiree			
	*** Total Personnel**			
	Operating Expenses			
520300	Professional Services			
520702	Technical Currency & Support			
520800	Outside Printing			
521000	Office Supplies			
521100	Duplicating			
521200	Operating Supplies			
524000	Building Insurance			
524201	General Tort Liability Insurance			
524202	Surety Bonds -			
525000	Telephone			
525021	Smart Phone Charges			
525041	E-mail Service Charges -			
525100	Postage			
525110	Other Parcel Delivery Service			
525210	Conference & Meeting Expense			
525230	Subscriptions, Dues, & Books			
525240	Personal Mileage Reimbursement			
525300	Utilities - Admin. Bldg.			
	*** Total Operating**	**0**		
	**** Total Personnel & Operating**	**0**		
	Capital			
540000	Small Tools & Minor Equipment			
540010	Minor Software			
	All Other Equipment			
5A	Server Room Renovation Lexington Main	17,300		
5A	Carpet and Tile Replacement Pelion	54,300		
5A	YS Workroom renovation and cabinet installation	33,400		
5A	Carpet Replacemetn Lexington Main	48,500		
	**** Total Capital**	**153,500**		
	***** Total Budget Appropriation**	**153,500**		

SECTION V. – NEW PROGRAMS
PROGRAM OVERVIEW

The Library's number one asset is its personnel. When conducting community meetings for strategic planning, over and over staff was named as one of the Library's best resources. Library staff are the experts in information and literacy resources and in providing technology training. The County's Comprehensive Plan shows a projected 10% increase in population by 2025 and a steady rise beyond that. As Lexington County grows, so must library resources and staffing to meet the community's demand.

Since 2000, the Library System has added the South Congaree-Pine Ridge Branch Library and has expanded its Mobile Library and Outreach Services significantly. Technologies that are now used daily were not in existence 15 years ago. Wireless internet access, mobile printing, and eBooks are now standard services as are adult programs, technology workshops, and 1 on 1 appointments. The Library has worked hard to meet these public needs; however, the multitude and variety of services cannot be managed well without additional staff.

As part of the upcoming Strategic Plan, analysis of current hours with the goal of improved accessibility will be conducted. The Library continues to monitor trends and analyze the need for additional branches and/or expanded hours of service. Many patrons have been observed using Wi-Fi in branch parking lots after hours as the need for connectivity has greatly expanded during the pandemic where jobs and schooling have transitioned to virtual.

In order to maintain current service levels and meet expectations regarding needed services, it's crucial that the Library improve its staffing levels. South Carolina Public Library Standards, revised in 2012, indicate minimum staffing levels of .5 FTE per 1000 capita and a target staffing rate of .75 FTE per 1000. The Library currently has 93 full time staff and 58 part-time staff. This reflects a total of 122.5 FTEs; however, only 118 are library service FTEs. Based on the 2020 Census figure for a population of 293,991, the Library should have a minimum of 147 FTEs with a target of 220.5 FTEs. This leaves the Library with a deficit of 29 FTEs.

As library programs, resources, and technology continue to expand, so do the responsibilities of library personnel. The Library instituted a staffing plan to address these needs. The Library must improve staffing thresholds now in order to conduct daily operations and not fall further behind as the service population continues to grow. The pandemic has made the Library's presence in the community even stronger and has shown that library services are vital to the quality of life that our residents expect.

The Library is requesting 3 Personnel actions: 2 new positions and 1 position reclassification to full time.

- PC/LAN Specialist II – Library Administration
- Administrative & Marketing Coordinator – Library Administration
- Library Assistant II – Chapin Branch Library (reclassification POSN 000689)

This is a total of increase of 2.5 FTEs, bringing the Library Service FTEs from 118 to 120.5 and closer to the minimum recommendation of 147. The total cost of the personnel request is $147,625.

As part of the facility management plan, there are (4) one-time maintenance and renovation requests. Contingency or fund balance could be used for these requests:

Server Room Renovation Lexington Main	$17,300
Carpet and Tile Replacement Pelion	$54,300
YS Workroom renovation and cabinet installation Lexington Main	$33,400
Carpet Replacement Lexington Main	$48,500
	$153,500 Total

SECTION III

COUNTY OF LEXINGTON
NEW PROGRAM - PC/LAN Specialist II Pay Band 112
2300
Annual Budget
Fiscal Year - 2022-23

Fund: 2300
Division: Library
Organization: 230005 (Admin)

Object Code	Expenditure Classification	BUDGET 2022-23 Requested	2022-23 Recommend	2022-23 Approved
	Personnel			
510100	Salaries & Wages -	45,489		
510200	Overtime	0		
511112	FICA Cost	3,480		
511113	State Retirement	8,443		
511120	Insurance Fund Contribution -	7,800		
511130	Workers Compensation	1,410		
511213	State Retirement - Retiree			
	*** Total Personnel**	**66,622**		
	Operating Expenses			
520209	Drivers History			
520300	Professional Services			
520702	Technical Currency & Support	82		
520800	Outside Printing			
521000	Office Supplies			
521100	Duplicating			
521200	Operating Supplies			
524000	Building Insurance			
524201	General Tort Liability Insurance			
524202	Surety Bonds -			
525000	Telephone	278		
525021	Smart Phone Charges			
525041	E-mail Service Charges -	129		
525100	Postage			
525110	Other Parcel Delivery Service			
525210	Conference & Meeting Expense			
525230	Subscriptions, Dues, & Books			
525240	Personal Mileage Reimbursement			
525300	Utilities - Admin. Bldg.			
	*** Total Operating**	**489**		
	**** Total Personnel & Operating**	**67,111**		
	Capital			
540000	Small Tools & Minor Equipment			
540010	Minor Software	61		
	All Other Equipment	770		
	**** Total Capital**	**831**		
	***** Total Budget Appropriation**	**67,942**		

230050 New Program
PC/LAN Specialist II
New
Pay Band 112

Library services continue to expand and evolve and are more and more tied to technology: mobile printing, eBooks, laptops for public use and training, Public Access Catalog, self-checkout kiosks, Wi-Fi and connectivity. The Library has its own Systems Department (IT) to support the specialized technology needs of the Library. The Systems Department is responsible for selecting, maintaining and updating all Library equipment, both hardware and software. They also configure and maintain the Library's network, including 21 servers.

The Systems department has had only 3 staff for over 12 years. There have been significant technological changes in the last 10 years. The Library has added 3 laptop labs of 8-10 laptops each, 3 Macs, 13 smartboards, more than 20 staff laptops, 10 self-out kiosks, and multiple routers and hot spots. The Library has also added to its number and types of minor software, databases and library service applications and added mobile printing services at 10 locations. The Systems team also provides technology support to staff, run technical reports for statistical and analytical purposes, as well as manage the active director, account access and permissions for 151 staff on multiple platforms.

Adding a PC/LAN Specialist II to the department would offer the department assistance with day to day and long term projects that are often behind schedule. This person could install and update software on computers at the ten branches and in administration departments, determine causes of system failures, manage account access and permissions, create and update technical documents, inventory equipment, receive and review help desk tickets, reports, and vendor proposals as well as troubleshoot network, hardware and software issues.

This position (Band 112) would report to the Systems Librarian.

The total cost of this position would be $67,942.

SECTION III

COUNTY OF LEXINGTON
NEW PROGRAM - Admin and Marketing Coordinator - Band 107
2300
Annual Budget

Fund: 2300
Division: Library
Organization: 230005 (Admin)

Object Expenditure Code	Classification	BUDGET 2022-23 Requested	2022-23 Recommend	2022-23 Approved
	Personnel			
510100	Salaries & Wages -	32,594		
510200	Overtime	0		
511112	FICA Cost	2,493		
511113	State Retirement	6,049		
511120	Insurance Fund Contribution -	7,800		
511130	Workers Compensation	1,010		
511213	State Retirement - Retiree			
	*** Total Personnel**	**49,946**		
	Operating Expenses			
520209	Drivers History			
520300	Professional Services			
520702	Technical Currency & Support			
520800	Outside Printing			
521000	Office Supplies			
521100	Duplicating			
521200	Operating Supplies			
524000	Building Insurance			
524201	General Tort Liability Insurance			
524202	Surety Bonds -			
525000	Telephone	278		
525021	Smart Phone Charges			
525041	E-mail Service Charges -	129		
525100	Postage			
525110	Other Parcel Delivery Service			
525210	Conference & Meeting Expense			
525230	Subscriptions, Dues, & Books			
525240	Personal Mileage Reimbursement			
525300	Utilities - Admin. Bldg.			
	*** Total Operating**	**407**		
	**** Total Personnel & Operating**	**50,354**		
	Capital			
540000	Small Tools & Minor Equipment	1,020		
540010	Minor Software			
	All Other Equipment			
	**** Total Capital**	**1,020**		
	***** Total Budget Appropriation**	**51,374**		

230050 New Program
Administrative and Marketing Coordinator
New
Pay Band 107

As the services and programs of the Library System continue to increase and change to meet the public expectations, the Library must continue to find the most cost effective ways to maintain and promote its quality services and resources. With the pandemic, the Library has strived to keep the community informed of new services such as curb side pickup, online tutoring, online reader's advisory and online reference assistance as well as opening and closure updates. The Library has sought out new media connections, increased its media and community presence, and submitted more press releases than ever before. Promoting the Library and its services throughout the community has greatly increased the return on investment.

During strategic planning, the communications plan was analyzed as well as work flow processes and it was immediately evident that a team of three could not feasibly manage all aspects of Library communications and marketing; press releases, program booklets, newsletters, internal documents such as the Library's Strategic Plan, library forms, Summer Reading promotion, fliers and marketing pieces as well as the Library's website with its continually updated Calendar of Events and blog content and the Library's social media presence.

An additional Administrative and Marketing Coordinator would assist with creating internal Library documents and forms, such as the Strategic Plan, Library forms, Administrative Reports, Statistical Graphics/Reports, and other administrative documentation. These tasks have been supplemented by other staff contributing to the work process and by overtime hours, but this is not sustainable for the long term.

This position (Band 107) would report to the Library Administrator of Marketing and Communications.

The total cost of reclassifying this position to full time is $51,373

SECTION III

COUNTY OF LEXINGTON
NEW PROGRAM - Library Assistant II Part time to Full Time- Band 105
2300
Annual Budget
Fiscal Year - 2022-23

Fund: 2300
Division: Library
Organization: 230050 (Chapin)

Object Code	Expenditure Classification	'Part Time (1) Library Assist II Band 105	Reclass to full time (1) Library Assist II Band 105	BUDGET 2022-23 Requested	2022-23 Recommend	2022-23 Approved
	Personnel					
510100	Salaries & Wages -	16,296	32,592	16,296		
510200	Overtime					
511112	FICA Cost	1,247	2,493	1,246		
511113	State Retirement	3,025	6,049	3,025		
511120	Insurance Fund Contribution -	0	7,800	7,800		
511130	Workers Compensation	505	1,010	505		
511213	State Retirement - Retiree					
	*** Total Personnel**	**21,072**	**49,945**	**28,871**		
	Operating Expenses					
520300	Professional Services					
520702	Technical Currency & Support					
520800	Outside Printing					
521000	Office Supplies					
521100	Duplicating					
521200	Operating Supplies					
524000	Building Insurance					
524201	General Tort Liability Insurance					
524202	Surety Bonds -					
525000	Telephone					
525021	Smart Phone Charges					
525041	E-mail Service Charges -					
525100	Postage					
525110	Other Parcel Delivery Service					
525210	Conference & Meeting Expense					
525230	Subscriptions, Dues, & Books					
525240	Personal Mileage Reimbursement					
525300	Utilities - Admin. Bldg.					
	*** Total Operating**			**0**		
	**** Total Personnel & Operating**			**28,871**		
	Capital					
540000	Small Tools & Minor Equipment					
540010	Minor Software					
	All Other Equipment					
	**** Total Capital**			**0**		
	***** Total Budget Appropriation**			**28,871**		

230050 New Program
Library Assistant II
Reclassification
Pay Band 105

The Library has evaluated the needs of the Chapin community and determined that it is necessary to add staffing to adequately serve the expanding population. The Chapin Branch has seen a significant increase in new card holders and has the highest circulation of all our medium size branches. The branch offers programs for youth, adults and senior citizens both at the library and out in the community. The Chapin Branch has established relationships with the Town of Chapin, the Irmo-Chapin Recreation Commission, Lexington-Richland School District 5 area schools, Abner Montessori and other private schools and day cares.

The Library Assistant II position has a multitude of responsibilities, but first and foremost is staffing the public service desk and being available to provide quality reference and customer service. They assist patrons with obtaining library cards, account questions related to fees and charges, locating materials, placing material requests, accessing library services and technology assistance. They also work behind the scenes to check materials in and out, pull holds, reshelf materials, maintain the order of the collection, maintain the cleanliness of the facility, run circulation related reports, prepare bank deposits, process new materials and repair books. Many of the behind the scenes functions fall behind when staff are unable to get away from the public service desk due to increased patron traffic. Programming days often result in a longer wait time for patron assistance because staff are split between the program and the desk when there is an increase of patrons in the building due to programming. Patron assistance with job searching and resume writing can be time involved and can also affect wait times at the desk. Curbside Pickup was a service added in response to the pandemic that the Library plans to maintain if there is adequate staffing to support this in each branch.

The Chapin Branch has operated with two full-time staff and five part-time staff since 1998. Despite a continual increase in services such as Curbside Pickup, Mobile Printing, Scanning, and expanded programming, the only adjustment to staffing has been a shift from 20 to 25 hours for two Library Assistant III's to meet programming and outreach needs. This however, didn't cover the increased circulation levels. Staffing must be increased to meet the reference and technology assistance and outreach requests to meet the communities needs.

This position (Band 105) would continue to report to the Branch Librarian.

The total cost of reclassifying this position to full time is $28,871 ~~$28,309~~

COUNTY OF LEXINGTON
LIBRARY ESCROW
Annual Budget
Fiscal Year - 2022-23

Object Code	Revenue Account Title	Actual 2020-21	Received Thru Nov 2021-22	Amended Budget Thru Nov 2021-22	Projected Revenues Thru Jun 2021-22	Requested 2022-23	Recommend 2022-23	Approved 2022-23
	***Library Escrow 2310:**							
	Revenues:							
417100	Fee in Lieu of Taxes	4,494	0	900	900	900		
417130	FILOT - Manufacturers Tax Exemption	30	0	125	125	125		
	Total Property Tax Revenue	4,524	0	1,025	1,025	1,025		
	Other Revenues:							
434900	Library Non-Resident User Fee	11,345	4,360	14,000	14,000	14,060		
461000	Investment Interest	49	11	125	125	125		
469100	Gifts & Donations	2,872	100	500	500	500		
	Total Other Revenue	14,266	4,471	14,625	14,625	14,685		
	**** Total Revenue**	18,790	4,471	15,650	15,650	15,710		
	*****Total Appropriation**				44,492	43,842		
	Capital Contingency - Add-Back							
	FUND BALANCE Beginning of Year				40,462			
	FUND BALANCE - Projected End of Year				11,620			

Fund 2310
Division: Library
Organization: 230099 - Non-departmental

Object Code	Expenditure Classification	2020-21 Expenditure	2021-22 Expend. (Dec)	2021-22 Amended (Dec)	2022-23 Requested	*BUDGET* 2022-23 Recommend	2022-23 Approved
	Operating Expenses						
520103	Landscaping/Ground Maintenance	4,510	80	5,000	5,000		
521200	Operating Supplies				0		
	*** Total Operating**	**4,510**	**80**	**5,000**	**5,000**		
	Capital						
540000	Small Tools & Minor Equipment	9,411	0	10,650	10,000		
549904	Capital Contingency	0	0	28,842	28,842		
	**** Total Capital**	**9,411**	**0**	**39,492**	**38,842**		
	***** Total Budget Appropriation**	**13,921**	**80**	**44,492**	**43,842**		

SECTION II

COUNTY OF LEXINGTON

Proposed Revenues
Fines, Fees, and Other
Budget FY - 2022-23

Fund #: 2310 Fund Name: Library

Organ. #: 230099 Organ. Name: Non-department

Revenue Code	Fee Title	Actual Fees FY 2019-20	Actual Fees FY 2020-21	12/31/2020 Year-to-Date FY 2021-22	Anticipated Fiscal Year Total FY 2021-22	Budget: Units of Service	Budget: Current Fee	Budget: Current Total Estimated Fees FY 2022-23	Budget: Proposed Fee Change	Budget: Total Proposed Estimated Fees FY 2022-23
434900	Non-Resident Fees	11,586	11,485	7,685	15,370		35	14,060	-	14,060
469100	Gifts & Donations	630	2,873	100	200			500		500

SECTION V. ESCROW OVERVIEW

The Library's escrow account includes revenue from non-resident fees as well as monetary gifts and donations to the Library. This account is used to initiate small facility and landscaping improvements as well as support branch services.

SECTION VI. - LINE ITEM NARRATIVES

SECTION VI. A. - LISTING OF REVENUES

434900 – LIBRARY NON-RESIDENT FEES **$14,060**

This fee of $35.00 per person is collected from non-residents of Lexington County who wish to get a library card. The amount of the fee is based on the amount of taxes the average household in Lexington County pays for library services, including operating budget.

461000 – INVESTMENT INTEREST **$125**

469100 – GIFTS AND DONATIONS **$500**

The library receives gifts and donations often to purchase an item in memory or honor of an individual.

SECTION VI. C. - OPERATING LINE ITEM NARRATIVES

520103 – LANDSCAPING/GROUND MAINTENANCE **$5,000**

521200 – OPERATING SUPPLIES **$0**

SECTION VI. D. - CAPITAL LINE ITEM NARRATIVES

540000 – SMALL TOOLS AND EQUIPMENT **$10,000**

Items to support the services and programs of the library. Includes book carts, display boards, small appliances, etc. These funds are non-designated.

549904 – CAPITAL CONTINGENCY **$28,842**

Total capital **$38,842**

COUNTY OF LEXINGTON
LIBRARY STATE FUNDS
Annual Budget
Fiscal Year - 2022-23

Object Code	Revenue Account Title	Actual 2020-21	Received Thru Nov 2021-22	Amended Budget Thru Nov 2021-22	Projected Revenues Thru Jun 2021-22	Requested 2022-23	Recommend 2022-23	Approved 2022-23
	***Library State Funds 2330:**							
	Revenues:							
429000	State Aid	524,782	177,639	532,916	532,916	587,982		
457016	CARES Act	61,550	0	0	0	0		
461000	Investment Interest	0	0	0	0	0		
	**** Total Revenue**	586,332	177,639	532,916	532,916	587,982		
	*****Appropriation Total**				589,503	587,982		
	FUND BALANCE Beginning of Year				67,612	0		
	FUND BALANCE - Projected End of Year				11,025	0		

COUNTY OF LEXINGTON
LIBRARY STATE FUNDS
Annual Budget
Fiscal Year - 2022-23

Fund 2330
Division: Library Division
Organization: 230099 - Non-departmental

Object Expenditure Code	Classification	2020-21 Expenditure	2021-22 Expend. (Dec)	2021-22 Amended (Dec)	BUDGET 2022-23 Requested	BUDGET 2022-23 Recommend	BUDGET 2022-23 Approved
	Operating Expenses						
520213	Contracted Literacy Programs	15,000	600	15,000	27,000		
520300	Professional Services	5,436	1,278	2,500	2,500		
520400	Advertising & Publicity	15,077	9,922	12,672	10,000		
520702	Technical Currency & Support	12,797	0	0	0		
521200	Operating Supplies	20,091	1,899	24,695	18,000		
525000	Telephone	1,964	976	2,078	2,078		
525210	Conference, Meeting & Training Expenses	21,346	6,429	36,572	32,567		
525211	Library Board Expenses	448	150	1,000	1,000		
525230	Subscriptions, Dues, & Books	0	0	0	7,500		
529903	Contingency	0	0	12,096	176,012		
	**** Total Operating Expenses**	**92,159**	**21,254**	**106,613**	**276,657**		
	Capital						
540000	Small Tools & Minor Equipment	13,555	825	15,000	15,000		
540002	Microforms	5,000	0	0	0		
540006	Library Materials (Books, Audio Mat.)	238,677	123,061	267,761	250,000		
540010	Minor Software	4,660	0	2,000	4,000		
	All Other Equipment	285,929	64,636	198,129	42,325		
	**** Total Capital**	**547,821**	**188,522**	**482,890**	**311,325**		
	***** Total Budget Appropriation**	**639,980**	**209,776**	**589,503**	**587,982**		

SECTION IV

COUNTY OF LEXINGTON
Capital Item Summary
Fiscal Year - 2022-23

Fund # 2330 Fund Title: Library State Funds
Organization # 230099 Organization Title: Library/Non-Department
Program # Program Title:

Qty	Item Description	***BUDGET*** 2022-23 Requested Amount
540000	Small Tools & Equipment	15,000
540006	Library Materials	250,000
540010	Minor Software	4,000
5A	Computers 10Zig Thin Clients (20) Repl	18,091
5A	Printer HP Small Color (2) CWC and Mobile Library Adl	726
5A	Laptop Lab (8) Repl and Chapin (1) Adl	8,740
5A	Laptops Staff (8) Repl F3	12,752
5A	Chairs public computers (8) Batesburg-Leesville Rpl	2,016
5A		
5A		
5A		
5A		
	** **Total Capital (Transfer Total to Section III)**	**311,325**

SECTION V. – STATE AID PROGRAM OVERVIEW

State Aid provides additional funding for public libraries to assist them in maintaining basic service levels to South Carolina citizens. Funds can be allocated towards technology, literacy programs, staff training and library materials. Funds can also be used to purchase a vehicle to support public services. The Library system is compliant with all statutory regulations set forth in the South Carolina Code of Laws, Section 60-1-90, and the South Carolina Code of Regulations, Vol. 26, Chapter 75-1-2 (Supp 2005.)

In FY 22-23, the Library will use the SC State Aid to continue our scheduled replacement program of PCs, laptops and related equipment. A portion of the FY 22-23 State Aid funds will be used to supplement the local fund, focusing on literacy programs and training and conference attendance for our staff. State Aid funds always supplement our local budget for books, eBooks, and other library materials. The revenue amount used for budget purposes for State Aid is $2.00 per capita, which is the FY 21-22 revenue amount.

SECTION VI - LINE ITEM NARRATIVES

ORGANIZATION 230099 – LIBRARY/NON-DEPARTMENTAL
SECTION VI A - LISTING OF REVENUES

429000 –STATE AID **$587,982**

This amount of State Aid is based on the SC Legislature's estimated approval of $2.00 per capita. 2020 Census figures reflect Lexington County population was 293,991.

ORGANIZATION 230099 – LIBRARY/NON-DEPARTMENTAL
SECTION VI C - OPERATING LINE ITEM NARRATIVES

520213 - CONTRACTED LITERACY PROGRAMS **$27,000**

The Library utilizes professional contracted presenters, including authors to present literary programs and special events especially for larger audiences. These programs promote literature and library services for children and adults. Such programs help establish early literacy skills and maintain common core skills for students of all ages, especially during the Summer Reading Program. Programs may be in-person or virtual.

Children's Programs:	$12,000
Tween Programs:	$4,000
Teen Programs:	$4,000
Adult Programs:	$7,000

520300 – PROFESSIONAL SERVICES **$2,500**

Consultations for E-Rate projects; strategic planning and fundraising.

520702 – ADVERTISING & PUBLICITY **$10,000**

Public relations are vital to inform citizens and businesses of all the library services and resources available. Advertising may be in print or online, includes radio, social media and billboards. May include –

Annual Reports
Posters/Bookmarks
Media advertising
Bill Boards

520702 –TECHNICAL CURRENCY AND SUPPORT **$0**

521200 – OPERATING SUPPLIES **$18,000**

Operating costs for literacy programs including Summer Reading Program supplies and incentives for patrons and promotional materials to support literacy programs.

525000 – TELEPHONE **$2,078**

Mobile hot spots used for outreach and training programs.

525210 – CONFERENCE, MEETING & TRAINING EXPENSES **$32,567**

This appropriation is used for staff to attend state, regional, and national conferences and other meetings directly related to library services, including the annual meeting and training conference of the SC Library Association, American Library Association and SC Association of School Media Specialists. It also includes funds for educational workshops, training courses, and continuing education programs, especially though but not limited to, the SC State Library, Midlands Technical College and the USC-School of Library and Information Science. These programs allow staff to update their skills and keep abreast of current developments in libraries and their services, including management and administration of libraries and may be held on-site. Selected staff may attend training classes related to their field of expertise from literacy to computer/network. Specific conference information and course descriptions are made available throughout the year, and staff is approved based on the benefits to their current job and their specific area of specialization.

525211 – LIBRARY BOARD EXPENSES **$1,000**

The Library Board meets monthly, with special called meetings on occasion. These funds provide a lunch during regular meetings, travel expenses on Library business, costs for workshops or conferences, and other expenses directly related to Board business.

525230 – SUBSCRIPTIONS, DUES, AND BOOKS **$7,500**

The largest expenditure in this account is for periodicals, magazines and newspapers that the Library purchases for public use at 10 branches and the Bookmobile. It also includes the cost of subscribing to and maintaining cataloging databases, platforms for downloadable books and subscriptions to research databases that are made available online to the public within each branch as well as from a personal computing device. Includes dues to professional organizations such as the South Carolina Library Association and the Association of Public Library Administrators.

Some costs include:
Marketing Subscriptions - $5,000
Go To Meeting - $620
Survey Monkey - $963

529903 – CONTINGENCY **$176,012**

State Aid to public libraries is approved each year as part of the South Carolina State Budget. Because the revenue is not a consistent amount, the Library budgets slightly under the projected revenue. This prevents the library from over allocating. In turn, the contingency account is used then to address remaining capital and program needs that came in over the budget request. The Library anticipates using these funds to purchase a vehicle if the new program request for a custodial staff member is approved.

ORGANIZATION 230099 – LIBRARY/NON-DEPARTMENTAL

SECTION VI D - CAPITAL LINE ITEM NARRATIVES

540000 SMALL TOOLS & MINOR EQUIPMENT **$15,000**

Books carts, storage kits, small office equipment or appliances.

540006 LIBRARY MATERIALS **$250,000**

Books and audio/visual materials requested and used by the public. Print or electronic.

540010 MINOR SOFTWARE **$4,000**

Software needs include applications for marketing and virtual programming.

5A	**Computers 10Zig Thin Clients (20) Repl**	**$18,091**
5A	**Printer HP Small Color (2) CWC and Mobile Library Adl**	**$726**
5A	**Laptop Lab (8) Repl and Chapin (1) Adl**	**$8,740**
5A	**Laptops Staff (8) Rpl F3**	**$12,752**
5A	**Chairs public computers (8) Batesburg-Leesville Rpl**	**$2,016**

**** Total Capital (Transfer Total to Section III)** **$353,650**

COUNTY OF LEXINGTON
LIBRARY LOTTERY FUNDS
Annual Budget
Fiscal Year - 2022-23

Object Code	Revenue Account Title	Actual 2020-21	Received Thru Nov 2021-22	Amended Budget Thru Nov 2021-22	Projected Revenues Thru Jun 2021-22	Requested 2022-23	Recommend 2022-23	Approved 2022-23
	***Library Lottery Funds 2331:**							
	Revenues:							
429100	State Lottery Funds	0	0	57,595	57,595	0		
461000	Investment Interest	0	0	0	0	0		
	**** Total Revenue**	0	0	57,595	57,595	0		
	*****Appropriation Total**				57,595	0		
	FUND BALANCE Beginning of Year				28	0		
	FUND BALANCE - Projected End of Year				28	0		

Fund 2331
Division: Library Division
Organization: 230099 - Non-departmental

Object Code	Expenditure Classification	2020-21 Expenditure	2021-22 Expend. (Dec)	2021-22 Amended (Dec)	BUDGET 2022-23 Requested	BUDGET 2022-23 Recommend	BUDGET 2022-23 Approved
	Operating Expenses						
529903	Contingency	0	0	44,251	0		
	*** Total Operating**	**0**	**0**	**44,251**	**0**		
	**** Total Personnel & Operating**	**0**	**0**	**44,251**	**0**		
	Capital						
540010	Minor Software	0	45	1,006	0		
540006	Library Materials (Books, Audio Mat.)	0	0	0	0		
	All other Equipment	0	12,333	12,338	0		
	**** Total Capital**	**0**	**12,378**	**13,344**	**0**		
	***** Total Budget Appropriation**	**0**	**12,378**	**57,595**	**0**		

COUNTY OF LEXINGTON
LIBRARY FEDERAL FUNDS
Annual Budget
Fiscal Year - 2022-23

Object Code	Revenue Account Title	Actual 2020-21	Received Thru Nov 2021-22	Amended Budget Thru Nov 2021-22	Projected Revenues Thru Jun 2021-22	Requested 2022-23	Recommend 2022-23	Approved 2022-23
	***Library Federal Funds 2340:**							
	Revenues:							
457000	Federal Grant Income	3,364	2,364	32,000	32,000	1,000		
469100	Gifts & Donations	2,000	0	0	0	0		
802300	Op Trn from Library Operations	37	0	0	0	0		
	**** Total Revenue**	5,401	2,364	32,000	32,000	1,000		
	*****Appropriation Total**				32,000	1,000		
	FUND BALANCE Beginning of Year				1,174	0		
	FUND BALANCE - Projected End of Year				1,174	0		

Fund 2340
Division: Library Division
Organization: 230099 - Non-departmental

Object Code	Expenditure Classification	2020-21 Expenditure	2021-22 Expend. (Dec)	2021-22 Amended (Dec)	BUDGET 2022-23 Requested	BUDGET 2022-23 Recommend	BUDGET 2022-23 Approved
	Operating Expenses						
520213	Contracted Literacy Programs	1,000	0	0	0		
521200	Operating Supplies	950	0	0	0		
525210	Conference, Meeting, & Training Expense	0	0	0	0		
529903	Contingency	0	0	0	1,000		
	*** Total Operating**	**1,950**	**0**	**0**	**1,000**		
	**** Total Personnel & Operating**	**1,950**	**0**	**0**	**1,000**		
	Capital						
540000	Small Tools & Minor Equipment	414	0	0	0		
540006	Library Materials (Books, Audio Mat.)	3,037	0	2,000	0		
	All other Equipment	0	0	30,000	0		
	**** Total Capital**	**3,451**	**0**	**32,000**	**0**		
	***** Total Budget Appropriation**	**5,401**	**0**	**32,000**	**1,000**		

COUNTY OF LEXINGTON
LIBRARY MISC GRANTS
Annual Budget
Fiscal Year - 2022-23

Object Code	Revenue Account Title	Actual 2020-21	Received Thru Nov 2021-22	Amended Budget Thru Nov 2021-22	Projected Revenues Thru Jun 2021-22	Requested 2022-23	Recommend 2022-23	Approved 2022-23
	***Library Misc Grants 2341:**							
	Revenues:							
459900	Miscellaneous Payments & Grants	0	0	0	0			
461000	Investment Interest	0	0	0	0			
469100	Gifts & Donations	0	0	0	0			
	**** Total Revenue**	0	0	0	0			
	*****Appropriation Total**				0			
	FUND BALANCE Beginning of Year				15			
	FUND BALANCE - Projected End of Year				15			

Fund 2341
Division: Library Division
Organization: 230099 - Non-departmental

Object Code	Expenditure Classification	2020-21 Expenditure	2021-22 Expend. (Dec)	2021-22 Amended (Dec)	BUDGET 2022-23 Requested	2022-23 Recommend	2022-23 Approved
	Operating Expenses						
521200	Operating Supplies	0	0	0			
	*** Total Operating**	**0**	**0**	**0**			
	**** Total Personnel & Operating**	**0**	**0**	**0**			
	Capital						
540000	Small Tools & Minor Equipment	0	0	0			
540006	Library Materials (Books, Audio Mat.)	0	0	0			
	All other Equipment	0	0	0			
	**** Total Capital**	**0**	**0**	**0**			
	***** Total Budget Appropriation**	**0**	**0**	**0**			

COUNTY OF LEXINGTON
LIBRARY E-RATE PROGRAM
Annual Budget
Fiscal Year - 2022-23

Object Code	Revenue Account Title	Actual 2020-21	Received Thru Nov 2021-22	Amended Budget Thru Nov 2021-22	Projected Revenues Thru Jun 2021-22	Requested 2022-23	Recommend 2022-23	Approved 2022-23
	***Library E-Rate Program 2350:**							
	Revenues:							
457020	Library E-Rate - Federal Reimb.	91	0	25,552	25,552	1,368		
458020	Library E-Rate - State Reimb.	33,218	0	24,868	24,868	0		
802300	Op Trn from Library Operations	0	9,386	14,235	14,235	0		
	**** Total Revenue**	33,309	9,386	64,655	64,655	1,368		
	*****Appropriation Total**				55,911	1,368		
	FUND BALANCE Beginning of Year				(9,475)			
	FUND BALANCE - Projected End of Year				(731)			

Fund 2350
Division: Library Division
Organization: 230099 - Non-departmental

Object Code	Expenditure Classification	2020-21 Expenditure	2021-22 Expend. (Dec)	2021-22 Amended (Dec)	BUDGET 2022-23 Requested	BUDGET 2022-23 Recommend	BUDGET 2022-23 Approved
	Operating Expenses						
525021	Smart Phone Charges	0	0	1,368	1,368		
	*** Total Operating**	**0**	**0**	**1,368**	**1,368**		
	**** Total Personnel & Operating**	**0**	**0**	**1,368**	**1,368**		
	Capital						
540000	Small Tools & Minor Equipment	0	0	0	0		
540006	Library Materials (Books, Audio Mat.)	0	0	0	0		
	All other Equipment	30,009	14,792	54,543			
	**** Total Capital**	**30,009**	**14,792**	**54,543**	**0**		
	***** Total Budget Appropriation**	**30,009**	**14,792**	**55,911**	**1,368**		

SECTION I

COUNTY OF LEXINGTON
SOL / DRUG COURT
SUMMARY OF DEPARTMENTAL REVENUES
Annual Budget
FY 2022-23
Estimated Revenue

Fund: 2460
Division: JUDICIAL
Organization: 141200 - SOLICITOR

Object Code	Revenue Account Title	Actual 2019-20	Actual 2020-21	Anticipated 2021-22	Requested 2022-23	Recommend 2022-23	Approved 2022-23
	Revenues:						
431002	Drug Court Application Fee	300	300	400	300		
461000	Investment Interest	3	0	0	0		
802611	Op Trn from Solicitor State Funds	81,925	84,957	87,999	71,386		
	**** Total Revenue (Section II)**	82,228	85,257	88,399	71,686		
	***** Total Appropriation (Section III)**			88,399	72,264		
	FUND BALANCE Beginning of Year			578	578		
	FUND BALANCE - Projected End of Year			578	0		

SECTION II

COUNTY OF LEXINGTON
Proposed Revenues
Fines, Fees, and Other
Budget FY - 2022-23

Fund #: 2460 Fund Name: Sol / Drug Court

Organ. #: 141200 Organ. Name: Solicitor

Revenue Code	Fee Title	Actual Fees FY 2019-20	Actual Fees FY 2020-21	11/30/21 Year-to-Date FY 2021-22	Anticipated Fiscal Year Total FY 2021-22	Budget: Units of Service	Budget: Current Fee	Budget: Current Total Estimated Fees FY 2022-23	Budget: Proposed Fee Change	Budget: Total Proposed Estimated Fees FY 2022-23
431002	Drug Court Application Fee	$300	$300	$0	$400			$300		$300
461000	Investment Interest	$3	$0	$0	$0			$0		$0
802611	Op Trn from Solicitor State Funds	$81,925	$84,957	$0	$87,999			$71,386		$71,386

SECTION III

COUNTY OF LEXINGTON
DRUG COURT
Annual Budget
Fiscal Year - 2022-23

Object Code	Revenue Account Title	Actual 2020-21	Received Thru Nov 2021-22	Amended Budget Thru Nov 2021-22	Projected Revenues Thru Jun 2021-22	Requested 2022-23	Recommend 2022-23	Approved 2022-23
	***Solicitor / Drug Court 2460:**							
	Revenues:							
431002	Drug Court Application Fee	300	0	400	400	300		
461000	Investment Interest	0	0	0	0	0		
802611	Op Trn from Sol/State Fund	84,957	0	87,999	87,999	71,386		
	****Total Revenue**	85,257	0	88,399	88,399	71,686		
	*****Total Appropriations**				88,399	72,264		
	FUND BALANCE Beginning of Year				578	578		
	FUND BALANCE - Projected End of Year				578	0		

Fund 2460
Division: Judicial
Organization: 141200 - Solicitor

Object Code	Expenditure Classification	2020-21 Expend	2021-22 Expend (Dec)	2021-22 Amended (Dec)	2022-23 Requested	BUDGET 2022-23 Recommend	BUDGET 2022-23 Approved
	Personnel						
510100	Salaries & Wages - 1	49,494	25,271	51,032	45,545		
511112	FICA - Employer's Portion	3,620	1,863	3,904	3,484		
511113	State Retirement - Employer's Portion	7,286	3,762	8,451	8,453		
511120	Employee Insurance - 1	7,800	3,900	7,800	7,800		
511130	Workers Compensation	183	94	189	169		
519999	Personnel Contingency	0	0	1,792	1,153		
	*** Total Personnel**	**68,383**	**34,890**	**73,168**	**66,604**		
	Operating Expenses						
520702	Technical Currency & Support	0	8,000	10,000	0		
521000	Office Supplies	0	0	250	250		
521100	Duplicating	16	17	58	58		
524201	General Tort Liability Insurance	132	123	139	129		
524202	Surety Bonds - 1	6	0	0	0		
524302	Court Ref Volunteer Liability Insurance	133	0	163	165		
525041	E-mail Service Charges -1	97	54	129	129		
525210	Conference, Meeting & Training Expense	0	0	4,372	4,809		
525230	Subscriptions, Dues & Books	0	0	45	45		
	*** Total Operating**	**384**	**8,194**	**15,156**	**5,585**		
	**** Total Personnel & Operating**	**68,767**	**43,084**	**88,324**	**72,189**		
	Capital						
540000	Small Tools & Minor Equipment	0	0	75	75		
	All Other Equipment	22,000	0	0	0		
	**** Total Capital**	**22,000**	**0**	**75**	**75**		
	***** Total Budget Appropriation**	**90,767**	**43,084**	**88,399**	**72,264**		

SECTION IV

COUNTY OF LEXINGTON
Capital Item Summary
Fiscal Year – 2022-23

Fund #	2460	Fund Title:	Sol / Drug Court
Organization #	141200	Organization Title:	Solicitor
Program #		Program Title:	Sol / Drug Court

Qty	Item Description	BUDGET 2022-23 Requested Amount
	Small Tools & Minor Equipment	75

**** Total Capital (Transfer Total to Section III)** **75**

SECTION V. - PROGRAM OVERVIEW

Summary of Programs:

Solicitor's Drug Court Program

Program:

Objectives:

To operate a non-traditional, multi-agency approach to drug addicted, non-violent offenders referred from the Solicitor as diversion or as a condition of probation by placing such persons in an intensive drug treatment program with judicial oversight to promote participant sobriety, responsibility and accountability. Upon completion, dismissal of diversion cases will occur. In probation cases, a recommendation is made to reduce or terminate probation.

Service Standards:

- To assist and advise the Solicitor's Office and Probation Agents with referrals to the program.
- To maintain accurate information on all referred and participating clients.

SERVICE LEVELS

Service Level Indicators:	Actual FY 19/20	Actual FY 20/21	Actual July - Dec FY 21/22	Estimated FY 21/22	Projected FY 22/23
Accepted	3	2	2	4	3
Active Cases	10	5	5	8	7
Terminated	5	2	0	1	2
Graduated	5	4	2	1	3

Glossary of Terms

- **Accepted** - Individuals who apply to the program.
- **Active Cases** - Individuals who are participating in the program.
- **Terminated** - Individuals who are discharged unsuccessfully from the program.
- **Graduated** - Individuals who successfully complete all requirements of the program.

SECTION VI. LINE ITEM NARRATIVES

SECTION VI. A. - SUMMARY OF REVENUES

431002 – DRUG COURT APPLICATION FEE **$ 300**

The Solicitor's Drug Court charges an application fee of $100. The fee is due upon application. However, the fee can be delayed in cases of indigence or if the defendant is still incarcerated at the time of application. Revenues are projected three (3) applicants completing the pre-screen eligibility process, thus paying the fee within the fiscal year. Three (3) applicants x $100 application fee = $300.

802611 – OP TRANSFER FROM SOLICITOR STATE FUNDS **$ 71,386**

The Solicitor's State funding for the Drug Court Program.

SECTION VI. B. - LISTING OF POSITIONS

Current Staffing Level:

Job Title	Positions	Full Time Equivalent General Fund	Other Fund	Total	Band
Director	1		1	1	210
Total Positions	1		1	1	

The above position requires insurance.

Organization chart is displayed in Fund 1000 of the Solicitor's (141200) FY 2022-23 Budget Request.

SECTION VI. C. - OPERATING LINE ITEM NARRATIVES

521000 – OFFICE SUPPLIES **$250**

To cover routine office supplies used in the preparation, management, and closure of drug court cases.

521100 – DUPLICATING **$ 58**

This account is used to cover the cost of duplicating case files and reports.

Copy machine estimated usage cost - (.030495) x 1,500 copies .....$ 46
Copy machine estimated paper cost - 3 reams @ $3.90 .....$ 12

524201 – GENERAL TORT LIABILITY INSURANCE **$ 129**

To cover the cost of general tort liability insurance coverage, per Risk Management.

524202 – SURETY BONDS - 1 **$ 0**

Per Risk Management, surety bonds are not required for FY 2022-23.

524302 – COURT REFERRED VOLUNTEER LIABILITY INSURANCE **$ 165**

The Solicitor's Office Diversion Programs have one policy with CIMA for volunteer liability insurance. This one policy is shared between the Pre-Trial Intervention Program, Drug Court, AEP and Juvenile Arbitration to reduce membership fees. The cost to each program is: Pre-Trial Intervention pays 50%, Juvenile Arbitration pays 35%, Drug Court pays 5%, and AEP pays 10%. The estimated FY 2022-23 premium is $3,300.

525041 – E-MAIL SERVICE CHARGES **$ 129**

The cost of e-mail services is $10.75 per month per account. 1 account @ $10.75 per account times 12 months.

525210 – CONFERENCE, MEETING & TRAINING EXPENSE **$ 4,809**

To cover the cost of conferences and training. Estimated Fiscal Year 2022-23 costs to attend conferences and trainings are as follows:

SC Solicitors' Association Annual Conference.....$ 1,098
Drug Court Conference .....$ 3,643
PTI Statewide Conference.....$ 68

525230 – SUBSCRIPTIONS, DUES, & BOOKS **$ 45**

To cover the membership dues of the South Carolina Association of Pre-Trial Intervention Programs.

SECTION VI. D. - CAPITAL LINE ITEM NARRATIVES

CAPITAL REQUEST

540000 – SMALL TOOLS & MINOR EQUIPMENT **$ 75**

This request is to cover the normal replacement or purchase of items like calculators, staplers, office phones, ergonomic keyboards/mice, USB flash drives, etc.

SECTION I

COUNTY OF LEXINGTON
VICTIM WITNESS PROGRAM
SUMMARY OF DEPARTMENTAL REVENUES
Annual Budget
FY 2022-23 Estimated Revenue

Fund: 2500
Division: JUDICIAL
Organization: 141200 - SOLICITOR

Object Code	Revenue Account Title	Actual 2019-20	Actual 2020-21	Anticipated 2021-22	Requested 2022-23	Recommend 2022-23	Approved 2022-23
	Revenues:						
456100	Program Income	48,919	48,919	48,919	48,919		
461000	Investment Interest	8	0	0	0		
801000	Op Trn from General Fund	61,000	61,000	61,000	76,000		
802611	Op Trn from Solicitor State Funds	56,339	24,515	49,743	59,914		
	**** Total Revenue (Section II)**	166,266	134,434	159,662	184,833		
	***** Total Appropriation (Section III)**			179,662	174,784		
	FUND BALANCE Beginning of Year			9,951	(10,049)		
	FUND BALANCE - Projected End of Year			(10,049)	0		

SECTION II

COUNTY OF LEXINGTON
Proposed Revenues
Fines, Fees, and Other
Budget FY - 2022-23

Fund #: 2500 Fund Name: Victim Witness Program

Organ. #: 141200 Organ. Name: Solicitor

Revenue Code	Fee Title	Actual Fees FY 2019-20	Actual Fees FY 2020-21	11/30/21 Year-to-Date FY 2021-22	Anticipated Fiscal Year Total FY 2021-22	Budget: Units of Service	Budget: Current Fee	Budget: Current Total Estimated Fees FY 2022-23	Budget: Proposed Fee Change	Budget: Total Proposed Estimated Fees FY 2022-23
456100	Program Income	$48,919	$48,919	$18,450	$48,919			$48,919		$48,919
461000	Investment Interest	$8	$0	$0	$0			$0		$0
801000	Op Trn from General Fund	$61,000	$61,000	$61,000	$61,000			$76,000		$76,000
802611	Solicitor State Funds	$56,339	$24,515	$0	$49,743			$59,914		$59,914

SECTION III

COUNTY OF LEXINGTON
VICTIM WITNESS PROGRAM
Annual Budget
FY 2022-23 Estimated Revenue

Object Code	Revenue Account Title	Actual 2020-21	Received Thru Nov 2021-22	Amended Budget Thru Nov 2021-22	Projected Revenues Thru Jun 2021-22	Requested 2022-23	Recommend 2022-23	Approved 2022-23
	***Solicitor / Victim Witness Program 2500:**							
	Revenues:							
456100	Program Income	48,919	18,450	48,919	48,919	48,919		
461000	Investment Interest	0	0	0	0	0		
801000	Op Trn from General Fund	61,000	61,000	61,000	61,000	76,000		
802611	Op Trn from Solicitor State Fund	24,515	0	49,743	49,743	59,914		
	**** Total Revenue**	134,434	79,450	159,662	159,662	184,833		
	**** Total Appropriation**				179,662	174,784		
	FUND BALANCE Beginning of Year				9,951	(10,049)		
	FUND BALANCE - Projected End of Year				(10,049)	0		

COUNTY OF LEXINGTON
VICTIM WITNESS PROGRAM
Annual Budget
Fiscal Year - 2022-23

Fund: 2500
Division: Judicial
Organization: 141200 - Solicitor

Object Code	Expenditure Classification	2020-21 Expenditure	2021-22 Expend (Dec)	2021-22 Amended (Dec)	2022-23 Requested	BUDGET 2022-23 Recommend	BUDGET 2022-23 Approved
	Personnel						
510100	Salaries & Wages - 2.75	109,312	51,225	120,160	115,423		
510200	Overtime	0	452	0	0		
511112	FICA - Employer's Portion	7,248	3,556	9,192	8,830		
511113	State Retirement - Employer's Portion	16,210	7,618	19,899	21,423		
511120	Employee Insurance - 3	15,600	9,750	23,400	23,400		
511130	Workers Compensation	405	191	445	427		
519999	Personnel Contingency	0	0	4,219	2,922		
	*** Total Personnel**	**148,775**	**72,792**	**177,315**	**172,425**		
	Operating Expenses						
524201	General Tort Liability Insurance	307	307	355	322		
524202	Surety Bonds - 3	16	0	0	0		
525041	E-mail Service Charges - 3	258	129	387	387		
525210	Conference, Meeting & Training Expense	597	0	1,230	1,275		
525230	Subscriptions, Dues, & Books	319	319	375	375		
	*** Total Operating**	**1,497**	**755**	**2,347**	**2,359**		
	**** Total Personnel & Operating**	**150,272**	**73,547**	**179,662**	**174,784**		
	Capital						
540000	Small Tools & Minor Equipment	0	0	0	0		
	**** Total Capital**	**0**	**0**	**0**	**0**		
	***** Total Budget Appropriation**	**150,272**	**73,547**	**179,662**	**174,784**		

SECTION IV

COUNTY OF LEXINGTON
Capital Item Summary
Fiscal Year – 2022-23

Fund #	2500	Fund Title:	Victim Witness Program
Organization #	141200	Organization Title:	Solicitor
Program #		Program Title:	Victim Witness Program

Qty	Item Description	BUDGET 2022-23 Requested Amount
	Small Tools & Minor Equipment	$ 0

**** Total Capital (Transfer Total to Section III)** **$ 0**

SECTION V. - PROGRAM OVERVIEW

Summary of Programs:

Victim Witness Program

Program:

Objectives:

Our mission is to fully comply with South Carolina's constitutional and statutory laws governing provision of rights and services to crime victims in the Eleventh Judicial Circuit. These rights include, but are not limited to, the right to be treated with dignity and respect, input and consultation with the Solicitor's Office regarding disposition, notification of court hearings, court escort, explanation of options and services available, referrals to appropriate agencies, and reimbursement of certain expenses. The Victim Witness Program seeks to provide these services in a comprehensive, yet cost effective, manner.

SECTION VI. LINE ITME NARRATIVES

SECTION VI. A. – LISTING OF REVENUES

451600 – PROGRAM INCOME **$ 48,919**

The South Carolina Office of Attorney General Department of Crime Victim Compensation Funding and the South Carolina Commission on Prosecution Coordination, through annual budget provisos by the General Assembly, distribute funds to support victim services in Solicitors' Offices statewide. These provisos are not guaranteed annually, resulting in potential shortfalls in victim service funding.

801000 – OP TRN FROM GENERAL FUND **$ 76,000**

Since Fiscal Year 2004-05, Lexington County Council has authorized operational transfers from the General Fund to help support mandated Victim Services within the County due to the lack of sufficient funds from other sources. Victim Service Providers are funded through the Victim Witness Program (Fund 2500) and the Victims' Bill of Rights (Fund 2620).

802611 – OP TRN FROM SOLICITOR STATE FUNDS **$ 59,914**

The Solicitor's State Funds contribution to assist with State required services to victims of crimes.

SECTION VI. B. - LISTING OF POSITIONS

Current Staffing Level:

Job Title	Positions	General Fund	Other Fund	Total	Band
Victim Service Provider	2.75		2.75	2.75	109
Total Positions	2.75		2.75	2.75	

All of the above positions require insurance.

Organization chart is displayed in Fund 1000 of the Solicitor's (141200) FY 2022-23 Budget Request.

SECTION VI. C. - OPERATING LINE ITEM NARRATIVES

524201 – GENERAL TORT LIABILITY INSURANCE **$ 322**

To cover the cost of general tort liability insurance coverage, per Risk Management.

524202 – SURETY BONDS - 3 **$ 0**

Per Risk Management, surety bonds are not required for FY 2022-23.

525041 – E-MAIL SERVICE CHARGES – 3 **$ 387**

The cost of e-mail is $10.75 per month per account. 3 accounts @ $10.75 per account times 12 months.

525210 – CONFERENCE, MEETING & TRAINING EXPENSE **$ 1,275**

State law requires Victim Service Providers to be certified by completing a set number of hours of annual training. The requested amount is to cover the cost to attend the S.C. Victims' Rights Week Conference.

525230 – SUBSCRIPTIONS, DUES, & BOOKS **$ 375**

To cover the cost of dues, essential subscriptions, and books related to being a Victim Service Provider.

SECTION VI. D. – CAPITAL LINE ITEM NARRATIVES

CAPITAL REQUEST

None.

SECTION I

COUNTY OF LEXINGTON
JUVENILE ARBITRATION PROGRAM
SUMMARY OF DEPARTMENTAL REVENUES
Annual Budget
FY 2022-23 Estimated Revenue

Fund: 2501
Division: JUDICIAL
Organization: 141200 - SOLICITOR

Object Code	Revenue Account Title	Actual 2019-20	Actual 2020-21	Anticipated 2021-22	Requested 2022-23	Recommend 2022-23	Approved 2022-23
	Revenues:						
458000	State Grant Income	60,000	60,000	60,000	60,000		
461000	Investment Interest	223	18	0	30		
469100	Gifts & Donations	1,000	0	0	0		
801000	Op Trn from General Fund	43,412	43,412	43,412	43,412		
802140	Op Trn from Temporary Alcohol Bev	52,000	57,002	53,176	53,176		
	**** Total Revenue (Section II)**	156,635	160,432	156,588	156,618		
	***** Total Appropriation (Section III)**			146,435	164,130		
	FUND BALANCE Beginning of Year			70,380	80,533		
	FUND BALANCE - Projected End of Year			80,533	73,021		

SECTION II

COUNTY OF LEXINGTON
Proposed Revenues
Fines, Fees, and Other
Budget FY - 2022-23

Fund #: 2501 Fund Name: Juvenile Arbitration Program

Organ. #: 141200 Organ. Name: Solicitor

Revenue Code	Fee Title	Actual Fees FY 2019-20	Actual Fees FY 2020-21	11/30/21 Year-to-Date FY 2021-22	Anticipated Fiscal Year Total FY 2021-22	Budget: Units of Service	Budget: Current Fee	Budget: Current Total Estimated Fees FY 2022-23	Budget: Proposed Fee Change	Budget: Total Proposed Estimated Fees FY 2022-23
458000	State Grant Income	$60,000	$60,000	$15,000	$60,000			$60,000		$60,000
461000	Investment Interest	$223	$18	$6	$0			$0		$0
469100	Gifts & Donations	$1,000	$0	$0	$0			$0		$0
801000	Op Trn from General Fund	$43,412	$43,412	$43,412	$43,412			$43,412		$43,412
802140	Op Trn from Temporary Alcohol Bev	$52,000	$57,002	$0	$53,176			$53,176		$53,176

SECTION III

COUNTY OF LEXINGTON
JUVENILE ARBITRATION PROGRAM
Annual Budget
FY 2022-23 Estimated Revenue

Object Code	Revenue Account Title	Actual 2020-21	Received Thru Nov 2021-22	Amended Budget Thru Nov 2021-22	Projected Revenues Thru Jun 2021-22	Requested 2022-23	Recommend 2022-23	Approved 2022-23
	***Solicitor / Juvenile Arbitration 2501:**							
	Revenues:							
458000	State Grant Income	60,000	15,000	60,000	60,000	60,000		
461000	Investment Interest	18	6	0	0	30		
469100	Gifts & Donations	0	0	0	0	0		
801000	Op Trn from General Fund	43,412	43,412	43,412	43,412	43,412		
802140	Op Trn from Temporary Alcohol Bev	57,002	0	53,176	53,176	53,176		
	**** Total Revenue**	160,432	58,418	156,588	156,588	156,618		
	*****Total Appropriation**				146,435	164,130		
	FUND BALANCE Beginning of Year				70,380	80,533		
	FUND BALANCE - Projected End of Year				80,533	73,021		

COUNTY OF LEXINGTON
JUVENILE ARBITRATION PROGRAM
Annual Budget
Fiscal Year - 2022-23

Fund: 2501
Division: Judicial
Organization: 141200 - Solicitor

Object Code	Expenditure Classification	2020-21 Expend	2021-22 Expend (Dec)	2021-22 Amended (Dec)	2022-23 Requested	*BUDGET* 2022-23 Recommend	2022-23 Approved
	Personnel						
510100	Salaries & Wages - 2	85,220	44,994	92,196	105,429		
510300	Part-time - 1 (0.5 - FTE)	3,722	0	0	0		
511112	FICA - Employer's Portion	5,941	3,032	7,053	8,065		
511113	State Retirement - Employer's Portion	6,231	6,704	15,268	19,568		
511120	Employee Insurance - 2	13,000	7,800	15,600	15,600		
511130	Workers Compensation	313	158	324	390		
511213	State Retirement - Employer's Portion (Retiree)	6,645	0	0	0		
519999	Personnel Contingency	0	0	3,255	2,669		
	*** Total Personnel**	**121,072**	**62,688**	**133,696**	**151,721**		
	Operating Expenses						
520702	Technical Currency & Support	0	0	360	180		
520703	Computer Hardware Maintenance	0	150	155	160		
521000	Office Supplies	379	292	1,046	1,046		
521100	Duplicating	249	236	957	957		
522200	Small Equipment Repairs & Maintenance	0	0	0	0		
524201	General Tort Liability Insurance	265	265	278	278		
524202	Surety Bonds - 2	16	0	0	0		
524302	Court Ref Volunteer Liab Ins	932	0	1,139	1,155		
525000	Telephone	566	241	823	823		
525021	Smart Phone Charges	632	196	665	665		
525041	E-mail Service Charges - 3	387	161	387	387		
525100	Postage	694	284	1,450	1,100		
525210	Conference, Meeting & Training Expense	125	535	2,920	3,025		
525230	Subscriptions, Dues, & Books	90	0	251	125		
525240	Personal Mileage Reimbursement	212	0	650	250		
	*** Total Operating**	**4,547**	**2,360**	**11,081**	**10,151**		
	**** Total Personnel & Operating**	**125,619**	**65,048**	**144,777**	**161,872**		
	Capital						
540000	Small Tools & Minor Equipment	0	0	75	75		
540010	Minor Software	1,068	0	0	0		
	All Other Equipment	0	1,283	1,583	2,183		
	**** Total Capital**	**1,068**	**1,283**	**1,658**	**2,258**		
	***** Total Budget Appropriation**	**126,687**	**66,331**	**146,435**	**164,130**		

SECTION IV

COUNTY OF LEXINGTON
Capital Item Summary
Fiscal Year – 2022-23

Fund #	2501	Fund Title:	Juvenile Arbitration Program
Organization #	141200	Organization Title:	Solicitor
Program #		Program Title:	Juvenile Arbitration Program

Qty	Item Description	BUDGET 2022-23 Requested Amount
	Small Tools & Minor Equipment	$ 75
	Minor Software	$ 0
1	HP LaserJet Enterprise Printer and Accessories – RPL	$ 2,183
	**** Total Capital (Transfer Total to Section III)**	**$ 2,258**

SECTION V. - PROGRAM OVERVIEW

Summary of Programs:

Juvenile Arbitration Program

Program:

Objectives:

To provide a model community-based mediation/arbitration program that successfully diverts non-violent, first time juvenile offenders from the juvenile justice system, while promoting offender accountability, victim restitution, and the protection of the public. The program uses trained volunteer arbitrators to conduct informal hearings in the community between law enforcement officers, victims and juvenile offenders. These arbitrators act as mentors to many of the juvenile offenders by offering direction, guidance, and sanctions in their lives. The program must recruit, train, monitor and supervise an adequate number of community volunteers to handle approximately 300 to 450 referrals annually. Juvenile Arbitration Program staff must recruit community service sites where juvenile offenders can repay the community by performing community service work. The Program offers restitution, community service and restorative justice to victims of crime. The restorative justice process is accomplished through engaging the victims throughout the arbitration process. Upon completion of the program, juveniles become aware that their actions have consequences thus reducing the likelihood that they will reoffend as juveniles and adults.

Since 1983, over 12,000 families have been served through the Juvenile Arbitration Program in Lexington County. Lexington County was the first in the state to establish a community-based program to handle the needs of an overcrowded Juvenile Court System.

COVID-19 has impacted parts of the Juvenile Arbitration Program (e.g. group activities and community service hours), but not the restorative justice process. COVID-19 has inspired everyone in the Juvenile Arbitration program, including volunteers and law enforcement, to work harder to ensure that every juvenile in the program receives the attention they need while ensuring justice is served. The pandemic resulted in statewide changes such as hearings and most sanctions being conducted online. In 2020, Juvenile Arbitration volunteers were trained on how to conduct virtual hearings and provide restorative justice sanctions to juveniles in a safe environment.

Service Standards:

SERVICE LEVELS

Service Level Indicators:	Actual FY 19/20	Actual FY 20/21	Actual July - Dec. FY 21/22	Estimated FY 21/22	Projected FY 22/23
Cases referred	267	153	168	300	350
# Of arbitration hearings	162	147	145	280	315
# Of community service hours completed	424	69	481	750	1,000
Amount of victim restitution	$2,489	$1,294	$1,607	$2,500	$2,750
Charitable donations to local charities	$50	$125	$150	$200	$200

** Statistics reflect closed cases.*

SECTION VI. LINE ITEM NARRATIVES

SECTION VI. A. - LISTING OF REVENUES

458000 – STATE GRANT INCOME **$ 60,000**

Each year, a contract for services is entered into with the State Department of Juvenile Justice for the purpose of providing partial funding for the Juvenile Arbitration Program.

801000 – OP TRN FROM GENERAL FUND **$ 43,412**

In Fiscal Year 2009-10, County Council agreed to fund the Juvenile Arbitration Program if the Solicitor's Office kept a key position vacant in their General Fund Budget. The cost savings of this vacant position, estimated at that time to be $63,412, was to be applied to the Juvenile Arbitration Program. The position remained vacant under this agreement until it was eliminated from the General Fund Budget in Fiscal Year 2012-13. In Fiscal Year 2016-17, County Council began to fluctuate the amount provided by the Temporary Alcohol Beverage Fee based on the monies available in the fund in order to reduce the operating transfer from the General Fund to Juvenile Arbitration. When revenues decreased in the Temporary Alcohol Beverage Fee, County Council increased the General Fund operating transfer to Juvenile Arbitration and reduced the Temporary Alcohol Beverage Fee operating transfer for Juvenile Arbitration. For Fiscal Year 2022-23, the General Fund operating fund transfer request is the same amount appropriated by County Council for the current fiscal year.

802140 – OP TRN FROM TEMPORARY ALCOHOL BEVERAGE FEE **$ 53,176**

South Carolina Code of Laws Section 61-6-2010(B)(1)(d). This Statute allows revenue to be collected and used by the municipality or county for twelve purposes. One of those purposes is "(d) local youth mentor programs to serve juvenile offenders under the jurisdiction of family court". In Fiscal Year 2016-17, County Council began to fluctuate the amount provided by the Temporary Alcohol Beverage Fee based on the monies available in the fund in order to reduce the operating transfer from the General Fund to Juvenile Arbitration. When revenues decreased in the Temporary Alcohol Beverage Fee, County Council increased the General Fund operating transfer to Juvenile Arbitration and reduced the Temporary Alcohol Beverage Fee operating transfer for Juvenile Arbitration.

SECTION VI. B. – LISTING OF POSITIONS

Staffing Level:

	Full Time Equivalent				
Job Title	Positions	General Fund	Other Fund	Total	Band
Director	1		1	1	210
Case Manager I	1		1	1	111
Total Positions	2		2	2	

The above positions above require health insurance.

Organization chart is displayed in Fund 1000 of the Solicitor's (141200) FY 2022-23 Budget Request.

SECTION VI. C. - OPERATING LINE ITEM NARRATIVES

520702 – TECHNICAL CURRENCY & SUPPORT **$ 180**

To cover the cost of one GoToMeeting Business account. $15 per month x 12 months x 1 account.

520703 – COMPUTER HARDWARE MAINTENANCE **$ 160**

This request is for hardware maintenance contract for an HP LaserJet P4515 that has an envelope feeder, 100 sheet by-pass tray, three 500 sheet paper trays and a duplexer. The contract includes parts (e.g. maintenance kit), labor, 24-hour response time, travel, and an annual cleaning and preventative maintenance inspection.

521000 – OFFICE SUPPLIES **$ 1,046**

To cover the cost of office supplies and toners:

Office supplies (printer paper, pens, staples, file folders, etc.).....$ 650
Two HP CC364X toners for LaserJet P4515 printer.....$ 396

521100 – DUPLICATING **$ 957**

This account is used to cover the cost of duplicating newsletters, incident reports, and files for volunteer Arbitrators, law enforcement and victims.

Copy machine estimated usage cost - (.030495) x 25,000 copies .....$ 762
Copy machine estimated paper cost – 50 reams @ $3.90 ..... $ 195

524201 – GENERAL TORT LIABILITY INSURANCE **$ 278**

To cover the cost of general tort liability insurance coverage, per Risk Management.

524202 – SURETY BONDS – 2 **$ 0**

Per Risk Management, no surety bonds are required for Fiscal Year 2022-23.

524302 – COURT REF VOLUNTEER LIABILITY INSURANCE **$ 1,155**

The Solicitor's Office Diversion Programs have one policy with CIMA for volunteer liability insurance. This one policy is shared between the Pre-Trial Intervention Program, Drug Court, AEP and Juvenile Arbitration to reduce membership fees. The cost to each program is: Pre-Trial Intervention pays 50%, Juvenile Arbitration pays 35%, Drug Court pays 5%, and AEP pays 10%. The estimated FY 2022-23 premium is $3,300.

525000 – TELEPHONE **$ 823**

This account will cover the cost of telephone service.

525021 – SMART PHONE CHARGES **$ 665**

To cover the cost of service for a smart phone used by the Juvenile Arbitration staff.

525041 – E-MAIL SERVICE CHARGES – 3 **$ 387**

The cost of e-mail services is $10.75 per month per account. 3 accounts @ $10.75 per account times 12 months.

525100 – POSTAGE **$ 1,100**

To cover the cost of postage used to corresponds with different parties such as victims, juveniles, arbitrators, law enforcement, etc.

525210 – CONFERENCE, MEETING & TRAINING EXPENSE **$ 3,025**

The Director and Case Manager attend conferences and training in the areas of PTI, volunteer management, victim services, and social work. Estimated FY 2022-23 costs to attend conferences and training are as follows:

S.C. Solicitors' Association Annual Conference	$ 1,000
Anger Management and Life Skills classes for juveniles	$ 500
Refreshments for classes	$ 500
Victim's Right Week Conference	$ 425
PreTrial Workshop	$ 100
Annual Volunteer Awards Ceremony	$ 500

525230 – SUBSCRIPTIONS, DUES, & BOOKS **$ 125**

This account will pay for dues to the Pre-Trial Intervention Association.

525240 – PERSONAL MILEAGE REIMBURSEMENT **$ 250**

To cover the cost of reimbursing staff for mileage when using personal vehicles for work related business (e.g., community service site visit).

SECTION VI. D. - CAPITAL LINE ITEM NARRATIVES

CAPITAL REQUEST

540000 – SMALL TOOLS & MINOR EQUIPMENT **$ 75**

This request is to cover the cost of small tools and equipment such as office telephones, calculators, staplers, keyboards, mice, etc.

540010 – MINOR SOFTWARE **$ 0**

None.

5AN – 1 HP LASERJET ENTERPRISE PRINTER AND ACCESSORIES – RPL **$ 2,183**

The Juvenile Arbitration LaserJet Printer is approximately 10 years old and is used to print case reports, letters, envelopes, training material, etc. The current printer has three 500 sheet paper trays (plain, letterhead, and bond), a duplexer, and an envelope feeder tray. Based on the Technology Service Equipment Standards for FY 2022-23, the replacement printer would be a HP LaserJet Enterprise M611dn with one additional 550-sheet paper tray, Envelope feeder and a 4 year Next Business Day Hardware Support. The estimated cost for the printer is $2,079 with tax. An additional 5% is added to cover potential price increases due to inflation.

SECTION I

COUNTY OF LEXINGTON
SOLICITOR / FORFEITURE (NARCOTICS) FUND
SUMMARY OF DEPARTMENTAL REVENUES
Annual Budget
FY 2022-23 Estimated Revenue

Fund: 2610
Division: JUDICIAL
Organization: 141200 - SOLICITOR

Object Code	Revenue Account Title	Actual 2019-20	Actual 2020-21	Anticipated 2021-22	Requested 2022-23	Recommend 2022-23	Approved 2022-23
	Revenues:						
456400	Narcotics Confiscation	6,885	53,417	10,000	10,000		
461000	Investment Interest	753	85	100	100		
	**** Total Revenue (Section II)**	7,638	53,502	10,100	10,100		
	***** Total Appropriation (Section III)**			119,462	154,827		
	Contingency: Unused			(119,462)			
	FUND BALANCE Beginning of Year			134,627	144,727		
	FUND BALANCE - Projected End of Year			144,727	0		

SECTION II

COUNTY OF LEXINGTON
Proposed Revenues
Fines, Fees, and Other
Budget FY - 2022-23

Fund #: 2610 Fund Name: Solicitor Forfeiture (Narcotics) Fund

Organ. #: 141200 Organ. Name: Solicitor

Revenue Code	Fee Title	Actual Fees FY 2019-20	Actual Fees FY 2020-21	11/30/21 Year-to-Date FY 2021-22	Anticipated Fiscal Year Total FY 2021-22	Budget: Units of Service	Budget: Current Fee	Budget: Current Total Estimated Fees FY 2022-23	Budget: Proposed Fee Change	Budget: Total Proposed Estimated Fees FY 2022-23
456400	Narcotics Confiscation	$6,885	$53,417	$6,502	$10,000			$10,000		$10,000
461000	Investment Interest	$753	$85	$28	$100			$100		$100

SECTION III

COUNTY OF LEXINGTON
SOLICITOR / FORFEITURE (NARCOTICS) FUND
Annual Budget
Fiscal Year - 2022-23

Object Code	Revenue Account Title	Actual 2020-21	Received Thru Nov 2021-22	Amended Budget Thru Nov 2021-22	Projected Revenues Thru Jun 2021-22	Requested 2022-23	Recommend 2022-23	Approved 2022-23
	***Solicitor / Forfeiture (Narcotics) Fund 2610:**							
	Revenues:							
456400	Narcotics Confiscation	53,417	6,502	10,000	10,000	10,000		
461000	Investment Interest	85	28	100	100	100		
	**** Total Revenue**	53,502	6,530	10,100	10,100	10,100		
	*****Appropriation Total**				119,462	154,827		
	Contingency:							
	Unused				(119,462)			
	FUND BALANCE Beginning of Year				134,627	144,727		
	FUND BALANCE - Projected End of Year				144,727	0		

Fund: 2610
Division: Judicial
Organization: 141200 - Solicitor

Object Code	Expenditure Classification	2020-21 Expend	2021-22 Expend (Dec)	2021-22 Amended (Dec)	2022-23 Requested	*BUDGET* 2022-23 Recommend	2022-23 Approved
	Personnel						
	*** Total Personnel**	**0**	**0**	**0**	**0**		
	Operating Expenses						
529903	Contingency	0	0	119,462	154,827		
	*** Total Operating**	**0**	**0**	**119,462**	**154,827**		
	**** Total Personnel & Operating**	**0**	**0**	**119,462**	**154,827**		
	Capital						
	**** Total Capital**	**0**	**0**	**0**	**0**		
	***** Total Budget Appropriation**	**0**	**0**	**119,462**	**154,827**		

SECTION IV

COUNTY OF LEXINGTON
Capital Item Summary
Fiscal Year – 2022-23

Fund #	2610	Fund Title:	Sol / Forfeiture (Narcotics) Fund
Organization #	141200	Organization Title:	Solicitor
Program #		Program Title:	Sol / Forfeiture (Narcotics) Fund

Qty	Item Description	BUDGET 2022-23 Requested Amount

**** Total Capital (Transfer Total to Section III)** **0**

SECTION V. - PROGRAM OVERVIEW

Summary of Program:

Forfeiture (Narcotics) Fund

Program:

Objectives:

The South Carolina General Assembly enacted legislation directing that forfeitures from narcotics cases – after liquidating to cash – are to be shared according to a set formula by the arresting law enforcement agency, the Solicitor's Office, and the State Treasurer.

Furthermore, the law limits the Solicitor's use of these proceeds to cover costs related to drug prosecutions and any litigation that may arise from them.

SECTION VI. LINE ITEM NARRATIVES

SECTION VI. A. – LISTING OF REVENUES

456400 – NARCOTICS CONFISCATION **$ 10,000**

These revenues come from successful forfeiture actions which arise from illegal drugs cases. These forfeited funds are split according to a statutory formula between the initiating law enforcement agency, the Solicitor, and the State Treasurer.

461000 – INVESTMENT INTEREST **$ 100**

Interest earned on Solicitor's Forfeiture (Narcotics) funds.

SECTION VI. B. – LISTING OF POSITIONS

Current Staffing Level:

This fund does not have any personnel.

SECTION VI. C. - OPERATING LINE ITEM NARRATIVES

529903 – CONTINGENCY **$ 154,827**

To cover the cost of any unanticipated expenditures.

SECTION VI. D. - CAPITAL LINE ITEM NARRATIVES

CAPITAL REQUEST

No capital items are requested.

SECTION I

COUNTY OF LEXINGTON
SOLICITOR STATE FUNDS
SUMMARY OF DEPARTMENTAL REVENUES
Annual Budget
FY 2022-23 Estimated Revenue

Fund: 2611
Division: JUDICIAL
Organization: 141200 - SOLICITOR

Object Code	Revenue Account Title	Actual 2019-20	Actual 2020-21	Anticipated 2021-22	Requested 2022-23	Recommend 2022-23	Approved 2022-23
	Revenues:						
443500	Bond Estreatments	30,254	7,730	5,000	5,000		
451500	Circuit Solicitor - State Supplement	460,080	435,782	649,713	667,395		
	**** Total Revenue (Section II)**	490,334	443,512	654,713	672,395		
	***** Total Appropriation (Section III)**			931,629	885,721		
	Contingency						
	Vacant Positions -4/FT w/fringes			(272,097)	0		
	Vacant Positions -3/FT w/fringes			0	(209,602)		
	Unused Personnel Contingency			(4,819)	(3,724)		
	FUND BALANCE						
	Beginning of Year			0	0		
	FUND BALANCE - Projected						
	End of Year			0	0		

SECTION II

COUNTY OF LEXINGTON
Proposed Revenues
Fines, Fees, and Other
Budget FY - 2022-23

Fund #: 2611 Fund Name: Solicitor State Funds

Organ. #: 141200 Organ. Name: Solicitor

Revenue Code	Fee Title	Actual Fees FY 2019-20	Actual Fees FY 2020-21	11/30/21 Year-to-Date FY 2021-22	Anticipated Fiscal Year Total FY 2021-22	Budget: Units of Service	Budget: Current Fee	Budget: Current Total Estimated Fees FY 2022-23	Budget: Proposed Fee Change	Budget: Total Proposed Estimated Fees FY 2022-23
443500	Bond Estreatments	$30,254	$7,730	$2,575	$5,000			$5,000		$5,000
451500	Circuit Solicitor - State Supplement	$460,080	$435,782	$64,087	$649,713			$667,395		$667,395

SECTION III

COUNTY OF LEXINGTON
SOLICITOR STATE FUNDS
Annual Budget
FY 2022-23 Estimated Revenue

Object Code	Revenue Account Title	Actual 2020-21	Received Thru Nov 2021-22	Amended Budget Thru Nov 2021-22	Projected Revenues Thru Jun 2021-22	Requested 2022-23	Recommend 2022-23	Approved 2022-23
	***Solicitor / State Funds 2611:**							
	Revenues:							
443500	Bond Estreatments	7,730	2,575	5,000	5,000	5,000		
451500	Circuit Solicitor - State Supplement	435,782	64,087	649,713	649,713	667,395		
	**** Total Revenue**	443,512	66,662	654,713	654,713	672,395		
	*****Appropriation Total**				931,629	885,721		
	Contingency:							
	Vacant Positions - 4/FT w/ fringes				(272,097)			
	Vacant Positions - 3/FT w/ fringes					(209,602)		
	Unused Personnel Contingency				(4,819)	(3,724)		
	FUND BALANCE							
	Beginning of Year				0	0		
	FUND BALANCE - Projected							
	End of Year				0	0		

COUNTY OF LEXINGTON
SOLICITOR STATE FUNDS
Annual Budget
Fiscal Year - 2022-23

Fund: 2611
Division: Judicial
Organization: 141200 - Solicitor

Object Code	Expenditure Classification	2020-21 Expend	2021-22 Expend (Dec)	2021-22 Amended (Dec)	2022-23 Requested	BUDGET 2022-23 Recommend	2022-23 Approved
	Personnel						
510100	Salaries & Wages - 8	207,279	84,030	401,675	403,028		
511112	FICA - Employer's Portion	15,241	6,107	30,728	30,832		
511113	State Retirement - Employer's Portion	30,179	11,814	66,517	74,802		
511120	Employee Insurance - 8	30,550	13,000	62,400	62,400		
511130	Workers Compensation	765	302	1,486	1,491		
519999	Personnel Contingency	0	0	13,867	9,963		
	*** Total Personnel**	**284,014**	**115,253**	**576,673**	**582,516**		
	Operating Expenses						
520233	Towing	0	0	100	100		
521000	Office Supplies	0	85	500	500		
522300	Vehicle Repairs & Maintenance - 3	1,173	10	1,250	1,625		
524100	Vehicle Insurance - 3	1,999	2,460	1,845	1,845		
524101	Comprehensive Insurance - 2	331	283	364	298		
524201	General Tort Liability Insurance	792	792	832	832		
524202	Surety Bonds - 8	50	0	0	0		
525021	Smart Phone Charges	594	196	665	665		
525041	E-mail Service Charges - 31	3,042	1,172	3,999	3,999		
525210	Conference, Meeting & Training Expense	800	3,592	10,864	11,344		
525230	Subscriptions, Dues, & Books	2,126	1,169	5,119	5,119		
525400	Gas, Fuel, & Oil	1,231	876	5,400	4,650		
	*** Total Operating**	**12,138**	**10,635**	**30,938**	**30,977**		
	**** Total Personnel & Operating**	**296,152**	**125,888**	**607,611**	**613,493**		
	Capital						
540000	Small Tools & Minor Equipment	0	0	300	300		
	All Other Equipment	0	0	0	0		
	**** Total Capital**	**0**	**0**	**300**	**300**		
	Other Financing Uses						
812460	Op Trn to Drug Court	84,957	0	87,999	71,386		
812500	Op Trn to Sol/Victim Witness	24,515	0	49,743	59,914		
812612	Op Trn to Pre-Trial Intervention Program	0	0	98,794	68,743		
812613	Op Trn to Worthless Check Unit	37,888	0	87,182	71,885		
	*****Total Other Financing Uses**	**147,360**	**0**	**323,718**	**271,928**		
	***** Total Budget Appropriation**	**443,512**	**125,888**	**931,629**	**885,721**		

SECTION IV

COUNTY OF LEXINGTON
Capital Item Summary
Fiscal Year – 2022-23

Fund #	2611	Fund Title:	Solicitor State Funds
Organization #	141200	Organization Title:	Solicitor
Program #		Program Title:	Solicitor State Funds

Qty	Item Description	BUDGET 2022-23 Requested Amount
	Small Tools & Minor Equipment	$ 300

**** Total Capital (Transfer Total to Section III)** **$ 300**

SECTION V. - PROGRAM OVERVIEW

Summary of Programs:

Solicitor State Funds

Program:

Objective:

Funds appropriated for Solicitor State Support are allocated to the South Carolina Commission on Prosecution Coordination to be distributed to the sixteen (16) Circuit Solicitors. Any balance remaining at the end of a fiscal year is carried over to the next year.

SECTION VI. LINE ITEM NARRATIVES

SECTION VI. A. - SUMMARY OF REVENUES

443500 – BOND ESTREATMENTS **$ 5,000**

Pursuant to SC Code of Laws Section 17-15-260, the Solicitor's Office receives 25% of the total revenue collected from the estreatment of surety bonds. The County General Fund receives a 50% share of the revenue, unless the case was generated within a municipality. When this occurs, the County General Fund and the municipality each get a 25% share. The remaining 25% goes to the State General Fund. Thus, if the Solicitor's portion is $25,000, the County General Fund will receive between $5,000 and $10,000, depending on which law enforcement agency generated the underlying cases. The Solicitor's Office has been diligent in seeking the estreatments of bonds which has led to bonding companies being more vigorous in finding defendants who have bench warrants issued against them. It is estimated that the Solicitor's Office share of estreatments will be approximately $5,000.

451500 – CIRCUIT SOLICITOR – STATE SUPPLEMENT **$ 667,395**

State appropriation to provide supplemental funding for the Eleventh Judicial Circuit Solicitor's Office.

SECTION VI. B. - LISTING OF POSITIONS

Current Staffing Level:

		Full Time Equivalent			
Job Title	Positions	General Fund	Other Fund	Total	Band
Attorney II	2		2	2	212
Attorney I	4		4	4	211
Paralegal	1		1	1	108
Administrative Assistant II	1		1	1	106
Total	8		8	8	

The above positions require health insurance.

Organization chart is displayed in Fund 1000 of the Solicitor's (141200) FY 2022-23 Budget Request.

SECTION VI. C. - OPERATING LINE ITEM NARRATIVES

520233 – TOWING **$ 100**

To cover the cost of any needed towing services.

521000 – OFFICE SUPPLIES **$ 500**

To cover the cost of office supplies such as pens, paper, envelopes, etc.

522300 – VEHICLE REPAIRS & MAINTENANCE - 3 **$ 1,625**

To cover the cost of routine repairs and maintenance for three Solicitor's Office vehicles based on Fleet Service's repair and maintenance schedule.

524100 – VEHICLE INSURANCE – 3 **$ 1,845**

To cover the cost of insurance on three Solicitor's Office vehicles.

524101 – COMPREHENSIVE INSURANCE – 2 **$ 298**

To cover the cost of comprehensive insurance on the Solicitor's Office 2011 Ford Crown Victoria and 2020 Chevrolet Tahoe.

524201 – GENERAL TORT LIABILITY INSURANCE **$ 832**

To cover the cost of general tort liability insurance coverage, per Risk Management.

524202 – SURETY BONDS - 8 **$ 0**

Per Risk Management, no surety bonds are required for Fiscal Year 2022-23.

525021 – SMART PHONE CHARGES **$ 665**

To cover the cost of service for the Solicitor's smart phone.

525041 – E-MAIL SERVICE CHARGES - 31 **$ 3,999**

The cost of e-mail services is $10.75 per month per account. 31 accounts @ 10.75 per account times 12 months.

525210 – CONFERENCE, MEETING & TRAINING EXPENSE **$ 11,344**

To cover the cost of conferences and training for attorneys to maintain their licenses and for other staff. Estimated FY 2022-23 costs to attend conferences and training are as follows:

S.C. Solicitors' Association Annual Conference.....$ 7,975
Other conferences and training, such as
Prosecutor Bootcamp and S.C. Bar CLE's.....$ 3,369

525230 – SUBSCRIPTIONS, DUES & BOOKS **$ 5,119**

This account will cover costs associated with law books and annual updates, reference books and journals, subscriptions, S.C. Bar Association dues, S.C. Solicitors' Association dues, S.C. Commission on CLE fees, and other fees and legal materials.

525400 – GAS, FUEL, & OIL **$ 4,650**

To cover the cost of gas, fuel, and oil for three Solicitor's Office vehicles.

SECTION VI. D. - CAPITAL LINE ITEM NARRATIVES

CAPITAL REQUEST

540000 – SMALL TOOLS & MINOR EQUIPMENT **$ 300**

This request is to cover the purchase of items such as calculators, staplers, office phones, smart phones, ergonomic keyboards/mice, USB flash drives, etc.

OTHER FINANCING USES

812460 – OP TRN TO DRUG COURT **$ 71,386**

The Solicitor's State funding for the Drug Court Program.

812500 – OP TRN TO SOL/VICTIM WITNESS **$ 59,914**

The Solicitor's State Funds contribution to assist with State required services to victims of crimes.

812613 – OP TRN TO PRE-TRIAL INTERVENTION PROGRAM **$ 68,743**

The Solicitor's State Funds for the Pre-Trial Intervention Program.

812613 – OP TRN TO WORTHLESS CHECK UNIT **$ 71,885**

The Solicitor's State Funds for the Worthless Check Unit.

SECTION I

COUNTY OF LEXINGTON
PRE-TRIAL INTERVENTION PROGRAM
SUMMARY OF DEPARTMENTAL REVENUES
Annual Budget
FY 2022-23 Estimated Revenue

Fund: 2612
Division: JUDICIAL
Organization: 141200 - SOLICITOR

Object Code	Revenue Account Title	Actual 2019-20	Actual 2020-21	Anticipated 2021-22	Requested 2022-23	Recommend 2022-23	Approved 2022-23
	Revenues:						
456100	Program Income	230,013	196,623	91,500	126,500		
802611	Op Trn from Solicitor State Funds	0	0	98,794	68,743		
	**** Total Revenue (Section II)**	230,013	196,623	190,294	195,243		
	***** Total Appropriation (Section III)**			190,294	195,243		
	FUND BALANCE Beginning of Year			0	0		
	FUND BALANCE - Projected End of Year			0	0		

SECTION II

COUNTY OF LEXINGTON
Proposed Revenues
Fines, Fees, and Other
Budget FY - 2022-23

Fund #: 2612 Fund Name: Pre-Trial Intervention Program

Organ. #: 141200 Organ. Name: Solicitor

Revenue Code	Fee Title	Actual Fees FY 2019-20	Actual Fees FY 2020-21	11/30/2021 Year-to-Date FY 2021-22	Anticipated Fiscal Year Total FY 2021-22	Budget: Units of Service	Budget: Current Fee	Budget: Current Total Estimated Fees FY 2022-23	Budget: Proposed Fee Change	Budget: Total Proposed Estimated Fees FY 2022-23
456100	Program Income	$230,013	$196,623	$40,765	$91,500			$126,500		$126,500
802611	Op Trn from Solicitor State Funds	$0	$0	$0	$98,794			$68,743		$68,743

SECTION III

COUNTY OF LEXINGTON
PRE-TRIAL INTERVENTION GRANT
Annual Budget
Fiscal Year - 2022-23

Object Code	Revenue Account Title	Actual 2020-21	Received Thru Nov 2021-22	Amended Budget Thru Nov 2021-22	Projected Revenues Thru Jun 2021-22	Requested 2022-23	Recommend 2022-23	Approved 2022-23
	***Solicitor / Pre-Trial Intervention Fund 2612:**							
	Revenue:							
456100	Program Income	196,623	40,765	91,500	91,500	126,500		
802611	Op Trn from Solicitor State Funds	0	0	98,794	98,794	68,743		
	**** Total Revenue**	196,623	40,765	190,294	190,294	195,243		
	*****Total Appropriation**				190,294	195,243		
	FUND BALANCE Beginning of Year				0	0		
	FUND BALANCE - Projected End of Year				0	0		

Fund: 2612
Division: Judicial
Organization: 141200 - Pre-Trial Intervention

Object Code	Expenditure Classification	2020-21 Expend	2021-22 Expend (Dec)	2021-22 Amended (Dec)	2022-23 Requested	*BUDGET* 2022-23 Recommend	2022-23 Approved
	Personnel						
510100	Salaries & Wages - 2	143,128	65,312	130,624	133,889		
511112	FICA - Employer's Portion	9,892	4,576	9,993	10,243		
511113	State Retirement - Employer's Portion	20,917	9,602	21,631	24,850		
511120	Employee Insurance - 2	18,200	7,800	15,600	15,600		
511130	Workers Compensation	530	242	484	495		
511131	SC Unemployment	1,304	0	0	0		
519999	Personnel Contingency	0	0	4,587	3,390		
	*** Total Personnel**	**193,971**	**87,532**	**182,919**	**188,467**		
	Operating Expenses						
520219	Water & Other Beverage Service	0	0	348	0		
521000	Office Supplies	0	0	996	531		
521100	Duplicating	384	193	1,149	1,149		
524201	General Tort Liability Insurance	405	405	425	425		
524202	Surety Bonds - 2	25	0	0	0		
524302	Court Ref Volunteer Liab Ins	1,332	0	1,628	1,650		
525041	E-mail Service Charges - 4	505	215	516	516		
525210	Conference, Meeting & Training Expense	0	0	2,013	2,180		
525230	Subscription, Dues & Book	0	0	200	225		
	*** Total Operating**	**2,651**	**813**	**7,275**	**6,676**		
	**** Total Personnel & Operating**	**196,622**	**88,345**	**190,194**	**195,143**		
	Capital						
540000	Small Tools & Minor Equipment	0	0	100	100		
	All Other Equipment	0	0	0	0		
	**** Total Capital**	**0**	**0**	**100**	**100**		
	***** Total Budget Appropriation**	**196,622**	**88,345**	**190,294**	**195,243**		

SECTION IV

COUNTY OF LEXINGTON
Capital Item Summary
Fiscal Year – 2022-23

Fund #	2612	Fund Title:	Pre-Trial Intervention Program
Organization #	141200	Organization Title:	Solicitor
Program #		Program Title:	Pre-Trial Intervention Program

Qty	Item Description	BUDGET 2022-23 Requested Amount
	Small Tools & Minor Equipment	100

**** Total Capital (Transfer Total to Section III)** **100**

SECTION V. - PROGRAM OVERVIEW

Summary of Programs:

Pre-Trial Intervention Program

Program:

Objectives:

To assist the Circuit Solicitor, Magistrates and Municipal Judges in the handling of criminal cases by diverting offenders with no significant criminal history as specified by law from the traditional criminal justice system into a program that promotes accountability and responsibility through counseling, community service and restitution to the victim resulting in dismissal of criminal charges, thereby relieving the courts of this burden of cases.

Service Standards:

a. To assist the Circuit Solicitor, Magistrates and Municipal Judges in the diversion of appropriate cases to the Pre-Trial Intervention (PTI) program.
b. To review the application, conduct application interviews, perform criminal history checks and access the State PTI database to ensure that the applicant has not previously been accepted into a PTI program.
c. To determine eligibility and present to the Solicitor for approval; upon approval, schedule orientation date. If rejected, complete proper paperwork to return case to court.
d. To accept defendant into the program, assign program requirements, make counseling and drug testing schedule, determine restitution amount and payment schedule.
e. To monitor progress throughout the program and recommend successful completion or termination to the Solicitor.
f. To complete proper paperwork and documentation of case in compliance with state statutes.

Service Level Indicators:	Actual FY 19/20	Actual FY 20/21	Actual July - Dec. FY 21/22	Estimated FY 21/22	Projected FY 22/23
Applications	479	369	222	390	400
Accepted	448	294	192	340	350
Rejected	179	157	84	160	175
Terminated	84	69	13	45	65
Completed	446	283	150	300	325

SECTION VI. LINE ITEM NARRATIVES

SECTION VI. A. - LISTING OF REVENUES

456100 – PROGRAM INCOME **$ 126,500**

The Pre-Trial Intervention program charges fees as set by SC Code of Laws Section 17-22-110. The application fee is $100 and the participation fee is $250. However, the Solicitor can waive fees or a portion of fees in cases of indigence. The application fees are estimated to be $40,000 (400 applicants x $100) and the participation fees are estimated at $86,500 (350 participants x $250 - $1,000 waived fees).

802611 – OP TRANSFER FROM SOLICITOR STATE FUNDS **$ 68,743**

The Solicitor's State funding for the Pre-Trial Intervention.

SECTION VI. B. – LISTING OF POSITIONS

Current Staffing Level:

Job Title	Positions	General Fund	Other Fund	Total	Band
Director	1		1	1	210
Case Manager II	1		1	1	113
Total Positions	2		2	2	

All of the above positions require insurance.

Organization chart is displayed in Fund 1000 of the Solicitor's (141200) FY 2022-23 Budget Request.

SECTION VI. C. - OPERATING LINE ITEM NARRATIVES

521000 – OFFICE SUPPLIES **$ 531**

To cover routine office supplies used in the preparation, management, and closure of diversion cases.

HP LaserJet toner (1).....$ 231
Office Supplies, to include .....$ 300

- Printer paper and labels
- Pens, markers, and highlighters
- Staples, binders, paper clips, legal pads, post-its, folders, etc.
- Calendars, batteries, and computer cleaning supplies
- Pre-printed forms
- Self-inking stamps
- Letterhead
- Envelopes
- Business cards

521100 – DUPLICATING **$ 1,149**

This account is used to cover the cost of duplicating diversion applications, client requirement instructions, client identification, state forms, restitution information, client letters, law enforcement letters, diversion completion package, and other diversion related items.

Copy machine estimated usage cost – (.030495) x 30,000 copies .....$ 915
Copy machine estimated paper cost – 60 reams @ $3.90 ..... $ 234

524201 – GENERAL TORT LIABILITY INSURANCE **$ 425**

To cover the cost of general tort liability insurance coverage, per Risk Management.

524202 – SURETY BONDS - 2 **$ 0**

Per Risk Management, surety bonds are not required for FY 2022-23.

524302 – COURT REF VOLUNTEER LIABILITY INSURANCE **$ 1,650**

The Solicitor's Office Diversion Programs have one policy with CIMA for volunteer liability insurance. This one policy is shared between the Pre-Trial Intervention Program, Drug Court, AEP and Juvenile Arbitration to reduce membership fees. The cost to each program is: Pre-Trial Intervention pays 50%, Juvenile Arbitration pays 35%, Drug Court pays 5%, and AEP pays 10%. The estimated FY 2022-23 premium is $3,300.

525041 – E-MAIL SERVICE CHARGES – 4 **$ 516**

The cost of e-mail services is $10.75 per month per account. 4 accounts @ $10.75 per account times 12 months.

525210 – CONFERENCE, MEETING & TRAINING EXPENSE **$ 2,180**

To cover the cost of conferences and training for diversion program personnel. Estimated FY 2022-23 costs to attend conferences and training are as follows:

S.C. Solicitors' Association Annual Conference.....$ 2,060
Other conferences, such as the PTI statewide conference.....$ 120

525230 – SUBSCRIPTIONS, DUES, & BOOKS **$ 225**

To cover the membership dues of the South Carolina Association of Pre-Trial Intervention Programs.

SECTION VI. D. - CAPITAL LINE ITEM NARRATIVES

CAPITAL REQUEST

540000 – SMALL TOOLS & MINOR EQUIPMENT **$ 100**

This request is to cover the normal replacement or purchase of items like calculators, staplers, office phones, ergonomic keyboards/mice, USB flash drives, etc.

SECTION I

COUNTY OF LEXINGTON
WORTHLESS CHECK UNIT
SUMMARY OF DEPARTMENTAL REVENUES
Annual Budget
FY 2022-23 Estimated Revenue

Fund: 2613
Division: JUDICIAL
Organization: 141200 - SOLICITOR

Object Code	Revenue Account Title	Actual 2019-20	Actual 2020-21	Anticipated 2021-22	Requested 2022-23	Recommend 2022-23	Approved 2022-23
	Revenues:						
431004	Worthless Check Fees	39,900	24,000	12,456	11,530		
455004	Tri-County WCU Contribution	49,936	0	0	0		
802611	Op Trn from Solicitor State Funds	0	37,888	87,182	71,885		
	**** Total Revenue (Section II)**	89,836	61,888	99,638	83,415		
	***** Total Appropriation (Section III)**			99,638	83,961		
	FUND BALANCE Beginning of Year			546	546		
	FUND BALANCE - Projected End of Year			546	0		

SECTION II

COUNTY OF LEXINGTON
Proposed Revenues
Fines, Fees, and Other
Budget FY - 2022-23

Fund #: 2613 Fund Name: Worthless Check Unit

Organ. #: 141200 Organ. Name: Solicitor

Revenue Code	Fee Title	Actual Fees FY 2019-20	Actual Fees FY 2020-21	11/30/21 Year-to-Date FY 2021-22	Anticipated Fiscal Year Total FY 2021-22	Budget: Units of Service	Budget: Current Fee	Budget: Current Total Estimated Fees FY 2022-23	Budget: Proposed Fee Change	Budget: Total Proposed Estimated Fees FY 2022-23
431004	Worthless Check Fees	$39,900	$24,000	$4,750	$12,456			$11,530		$11,530
455004	Tri-County WCU Contribution	$49,936	$0	$0	$0			$0		$0
802611	Op Trn from Solicitor State Funds	$0	$37,888	$0	$87,182			$71,885		$71,885

SECTION III

COUNTY OF LEXINGTON
WORTHLESS CHECK UNIT
Annual Budget
FY 2022-23 Estimated Revenue

Object Code	Revenue Account Title	Actual 2020-21	Received Thru Nov 2021-22	Amended Budget Thru Nov 2021-22	Projected Revenues Thru Jun 2021-22	Requested 2022-23	Recommend 2022-23	Approved 2022-23
	***Solicitor / Worthless Check Unit 2613:**							
	Revenues:							
431004	Worthless Check Fees	24,000	4,750	12,456	12,456	11,530		
455004	Tri-County WCU Contribution	0	0	0	0	0		
802611	Op Trn from Solicitor State Funds	37,888	0	87,182	87,182	71,885		
	**** Total Revenue**	61,888	4,750	99,638	99,638	83,415		
	*****Total Appropriation**				99,638	83,961		
	FUND BALANCE Beginning of Year				546	546		
	FUND BALANCE - Projected End of Year				546	0		

COUNTY OF LEXINGTON
WORTHLESS CHECK UNIT
Annual Budget
Fiscal Year - 2022-23

Fund: 2613
Division: Judicial
Organization: 141200 - Solicitor

Object Code	Expenditure Classification	2020-21 Expend	2021-22 Expend (Dec)	2021-22 Amended (Dec)	2022-23 Requested	*BUDGET* 2022-23 Recommend	2022-23 Approved
	Personnel						
510100	Salaries & Wages - 1	42,328	0	61,827	49,545		
511112	FICA - Employer's Portion	2,986	0	4,730	3,790		
511113	State Retirement - Employer's Portion	6,047	0	10,239	9,196		
511120	Employee Insurance - 1	5,850	0	7,800	7,800		
511130	Workers Compensation	157	0	229	183		
519999	Personnel Contingency	0	0	2,171	1,254		
	*** Total Personnel**	**57,368**	**0**	**86,996**	**71,768**		
	Operating Expenses						
520200	Contracted Services	1,964	835	2,053	2,194		
521000	Office Supplies	54	0	430	430		
521100	Duplicating	50	0	192	192		
524201	General Tort Liability Insurance	132	141	139	148		
524202	Surety Bonds - 1	6	0	0	0		
525000	Telephone	226	0	300	300		
525041	E-mail Service Charges - 1	97	0	129	129		
525100	Postage	1,248	416	3,349	2,750		
525210	Conference, Meeting & Training Expense	197	0	475	475		
525240	Personal Mileage Reimbursement	0	0	500	500		
527040	Outside Personnel (Temporary)	0	0	5,000	5,000		
	*** Total Operating**	**3,974**	**1,392**	**12,567**	**12,118**		
	**** Total Personnel & Operating**	**61,342**	**1,392**	**99,563**	**83,886**		
	Capital						
540000	Small Tools & Minor Equipment	0	0	75	75		
540010	Minor Software	0	0	0	0		
	All Other Equipment	0	0	0	0		
	**** Total Capital**	**0**	**0**	**75**	**75**		
	***** Total Budget Appropriation**	**61,342**	**1,392**	**99,638**	**83,961**		

SECTION IV

COUNTY OF LEXINGTON
Capital Item Summary
Fiscal Year – 2022-23

Fund #	2613	Fund Title:	Worthless Check Unit
Organization #	141200	Organization Title:	Solicitor
Program #		Program Title:	Worthless Check Unit

Qty	Item Description	BUDGET 2022-23 Requested Amount
	Small Tools & Minor Equipment	$ 75

**** Total Capital (Transfer Total to Section III)** **$ 75**

SECTION V. - PROGRAM OVERVIEW

Summary of Program:

Worthless Check Unit

Program:

Objectives:

The Worthless Check Unit was established by the Solicitor's Office under authority of FY 2003-04 State Budget Proviso 33.6 and is currently operating pursuant to SC Code of Laws Section 17-22-710. It is designed to assist victims of fraudulent checks in collecting restitution. This program is provided at no cost to the victims.

The program is self-supporting and provides additional revenue to Lexington County through fees added to each fraudulent check processed by the Worthless Check Unit. Depending on the amount of the fraudulent check, the Worthless Check Unit receives between $50-$150 on each paid check, while Lexington County receives $41 on each paid check.

Processed check cases by fiscal year (July 1 to June 30)

	SERVICE LEVELS				
Service Level Indicators:	**Actual FY 19/20**	**Actual FY 20/21**	**Actual July - Dec. FY 21/22**	**Anticipated FY 21/22**	**Estimated FY 22/23**
New Check Cases	685	301	101	209	200
Total	**685**	**301**	**101**	**209**	**200**

Program synopsis based on calendar year (January 1 to December 31)

	SERVICE LEVELS			
Service Level Indicators:	**Calendar Year 2018**	**Calendar Year 2019**	**Calendar Year 2020**	**Calendar Year 2021**
Check Cases				
- Received	1,072	848	451	222
- Collected	833	711	251	257
- Overall Collection Rate	78%	84%	56%	115%
- Avg. Solicitor Fee for Calendar Year	$ 61.64	$ 63.50	$ 67.33	$ 69.46
Merchant Restitution/Service Fees	$ 338,035.09	$ 335,479.39	$ 106,867.58	$ 162,284.12

SECTION VI. LINE ITEM NARRATIVES

SECTION VI. A. – LISTING OF REVENUES

431004 – WORTHLESS CHECK FEES **$ 11,530**

The Worthless Check Fees are established in SC Code of Laws Section 17-22-710. It states that for every check, the fee ranges from $50 to $150 depending on the amount of the check. Estimated revenues are determined by using the formula in the chart below.

Traditional Check Cases

FY 2022-23 estimate of checks received		200
Average of previous calendar years collection rate	x	83%
FY 2022-23 estimate of checks collected		166
Calendar year 2021 average Solicitor fee	x	$ 69.46
Traditional Check Cases estimated revenue		**$ 11,530.36**

802611 – OP TRANSFER FROM SOLICITOR STATE FUNDS **$ 71,885**

The Solicitor's State funding for the Worthless Check Unit.

SECTION VI. B. – LISTING OF POSITIONS

Current Staffing Level:

Job Title	Full Time Equivalent Positions	General Fund	Other Fund	Total	Band
Director	1		1	1	210
Total Positions	1		1	1	

The above position requires insurance.

Organization chart is displayed in Fund 1000 of the Solicitor's (141200) FY 2022-23 Budget Request.

SECTION VI. C. - OPERATING LINE ITEM NARRATIVES

520200 – CONTRACTED SERVICES **$ 2,194**

To cover the cost of West's CLEAR (Consolidated Lead Evaluation and Reporting). This service allows for a detailed search of public records and public utilities to aid the Worthless Check Unit in locating check writers.

521000 – OFFICE SUPPLIES **$ 430**

To cover the cost of office supplies and toners:

Office supplies (paper, envelopes, pens, staples, file folders, etc.) ..... $ 250
One toner for LaserJet printer..... $ 180

521100 – DUPLICATING **$ 192**

This account will cover the cost of duplicating forms, letters, applications, warrants, receipts, police reports and other documents.

Copy machine estimated usage cost - (.030495) x 5,000 copies ..... $ 153
Copy machine estimated paper cost - 10 reams @ $3.90 ..... $ 39

524201 – GENERAL TORT LIABILITY INSURANCE **$ 148**

To cover the cost of general tort liability insurance coverage, per Risk Management.

524202 - SURETY BONDS **$ 0**

Per Risk Management, no surety bonds are required for Fiscal Year 2022-23.

525000 – TELEPHONE **$ 300**

To cover the cost of one telephone line with voice mail and any Comporium service charges related to the maintenance of the telephone system.

525041 – E-MAIL SERVICE CHARGES – 1 **$ 129**

The cost of e-mail services is $10.75 per month per account. 1 account @ $10.75 per account times 12 months.

525100 – POSTAGE **$ 2,750**

To cover the cost of postage for mailing first class mail, certified letters and large envelopes.

525210 – CONFERENCE, MEETING & TRAINING EXPENSE **$ 475**

To cover the cost of conferences and training, to include the S.C. Victims' Rights Week Conference.

525240 – PERSONAL MILEAGE REIMBURSEMENT **$ 500**

Estimated cost of mileage reimbursement for the Director who travels to meet with merchants, and to attend court at Magistrate's offices.

527040 – OUTSIDE PERSONNEL (TEMPORARY) **$ 5,000**

This request is to cover the cost of any temporary personnel.

SECTION VI. D. - CAPITAL LINE ITEM NARRATIVES

CAPITAL REQUEST:

540000 – SMALL TOOLS & MINOR EQUIPMENT **$ 75**

This request is to cover the cost of small tools and equipment such as office telephones, calculators, staplers, keyboards, mice, etc.

SECTION I

COUNTY OF LEXINGTON
ALCOHOL EDUCATION PROGRAM
SUMMARY OF DEPARTMENTAL REVENUES
Annual Budget
FY 2022-23 Estimated Revenue

Fund: 2615
Division: JUDICIAL
Organization: 141200 - SOLICITOR

Object Code	Revenue Account Title	Actual 2019-20	Actual 2020-21	Anticipated 2021-22	Requested 2022-23	Recommend 2022-23	Approved 2022-23
	Revenues:						
456100	Program Income	497	297	678	677		
	**** Total Revenue (Section II)**	497	297	678	677		
	***** Total Appropriation (Section III)**			678	677		
	FUND BALANCE Beginning Year			0	0		
	FUND BALANCE - Projected End of Year			0	0		

SECTION II

COUNTY OF LEXINGTON
Proposed Revenues
Fines, Fees, and Other
Budget FY - 2022-23

Fund #: 2615 Fund Name: Alcohol Education Program

Organ. #: 141200 Organ. Name: Solicitor

Revenue Code	Fee Title	Actual Fees FY 2019-20	Actual Fees FY 2020-21	11/30/21 Year-to-Date FY 2021-22	Anticipated Fiscal Year Total FY 2021-22	Budget: Units of Service	Budget: Current Fee	Budget: Current Total Estimated Fees FY 2022-23	Budget: Proposed Fee Change	Budget: Total Proposed Estimated Fees FY 2022-23
456100	Program Income	$497	$297	$0	$678			$677		$677

SECTION III

COUNTY OF LEXINGTON
ALCOHOL EDUCATION PROGRAM
Annual Budget
Fiscal Year - 2022-23

Object Code	Revenue Account Title	Actual 2020-21	Received Thru Nov 2021-22	Amended Budget Thru Nov 2021-22	Projected Revenues Thru Jun 2021-22	Requested 2022-23	Recommend 2022-23	Approved 2022-23
	***Solicitor / Alcohol Education Program 2615:**							
	Revenues:							
456100	Program Income	297	0	678	678	677		
	**** Total Revenue**	297	0	678	678	677		
	*****Total Appropriation**				678	677		
	FUND BALANCE Beginning of Year				0	0		
	FUND BALANCE - Projected End of Year				0	0		

Fund: 2615
Division: Judicial
Organization: 141200 - Solicitor

Object Code	Expenditure Classification	2020-21 Expend	2021-22 Expend (Dec)	2021-22 Amended (Dec)	2022-23 Requested	*BUDGET* 2022-23 Recommend	2022-23 Approved
	Personnel						
	*** Total Personnel**	**0**	**0**	**0**	**0**		
	Operating Expenses						
521000	Office Supplies	0	0	255	250		
521100	Duplicating	31	26	97	97		
524302	Court Referred Volunteer Liability Ins	266	0	326	330		
	*** Total Operating**	**297**	**26**	**678**	**677**		
	**** Total Personnel & Operating**	**297**	**26**	**678**	**677**		
	Capital						
	**** Total Capital**	**0**	**0**	**0**	**0**		
	***** Total Budget Appropriation**	**297**	**26**	**678**	**677**		

SECTION IV

COUNTY OF LEXINGTON
Capital Item Summary
Fiscal Year – 2022-23

Fund #	2615	Fund Title:	Alcohol Education Program
Organization #	141200	Organization Title:	Solicitor
Program #		Program Title:	Alcohol Education Program

Qty	Item Description	BUDGET 2022-23 Requested Amount

**** Total Capital (Transfer Total to Section III)** **0**

SECTION V. - PROGRAM OVERVIEW

Summary of Programs:

Alcohol Education Program

Program:

Objectives:

To facilitate the handling of alcohol related criminal cases by diverting offenders from Magistrate and Municipal Court with no significant criminal history from the traditional criminal justice system. The Alcohol Education Program (AEP) promotes accountability and responsibility through educational counseling, community service and a defensive driving/practical skills course. The program serves in aiding courts with the burden of these cases.

Service Standards:

- To assist Magistrate and Municipal Court Judges in the diversion of appropriate cases into AEP.
- To conduct application interviews and perform criminal history checks.
- To determine eligibility and present to Solicitor for approval.
- To accept defendant into the program, assign program requirements, make counseling schedule and defensive driving/practical skills appointments.
- To recruit community service sites that will provide meaningful experiences for the young adults.
- To monitor progress throughout the program and recommend successful completion or termination to Solicitor.
- To complete proper paperwork and documentation of case in the computer in compliance with state statute.

SERVICE LEVELS

Service Level Indicators:	Actual FY 19/20	Actual FY 20/21	Actual July –Dec. FY 21/22	Estimated FY 21/22	Projected FY 22/23
Enrolled	24	15	13	24	25
Successful	27	13	13	22	23
Terminated	3	0	0	2	2

*** All Enrolled participants in the AEP program must successfully complete the Alive at 25 program administered by the South Carolina National Safety Council as well as the M.E.D.I.C. Program administered by the Lexington County Department of Emergency Medical Services.***

SECTION VI. LINE ITEM NARRATIVES

SECTION VI. A. - LISTING OF REVENUES

456100 – Program Income **$ 677**

The Alcohol Education Program charges an enrollment fee set by South Carolina Code of Laws Section 17-22-550. The enrollment fee is $250. Scheduled payment plans are utilized. The Solicitor can waive fees in cases of indigence. The number of applicants for FY 2022-23 is estimated to be 25. The Alcohol Education Program is a reimbursement program and the revenues received by Lexington County are based on expenditures occurred within the program. Therefore, the projected program income requested matches the anticipated operating expenditures.

SECTION VI. B. – LISTING OF POSITIONS

Current Staffing Level:

This fund does not have any personnel.

SECTION VI. C. - OPERATING LINE ITEM NARRATIVES

521000 – OFFICE SUPPLIES **$ 250**

To cover routine office supplies used in the preparation, management, and closure of alcohol education program cases.

521100 – DUPLICATING **$ 97**

This account is used to cover the cost of duplicating case files and reports.

Copy machine estimated usage cost - (.030495) x 2,500 copies .....$ 77
Copy machine estimated paper cost - 5 reams @ $3.90 .....$ 20

524302 – COURT REFERRED VOLUNTEER LIABILITY INSURANCE **$ 330**

The Solicitor's Office Diversion Programs have one policy with CIMA for volunteer liability insurance. This one policy is shared between the Pre-Trial Intervention Program, Drug Court, AEP and Juvenile Arbitration to reduce membership fees. The cost to each program is: Pre-Trial Intervention pays 50%, Juvenile Arbitration pays 35%, Drug Court pays 5%, and AEP pays 10%. The estimated FY 2022-23 premium is $3,300.

SECTION VI. D. - CAPITAL LINE ITEM NARRATIVES

CAPITAL REQUEST

No capital items are requested.

SECTION I

COUNTY OF LEXINGTON
BROKER DISCLOSURE PENALTY
SUMMARY OF DEPARTMENTAL REVENUES
Annual Budget
FY 2022-23 Estimated Revenue

Fund: 2616
Division: JUDICIAL
Organization: 141200-SOLICITOR

Object Code	Revenue Account Title	Actual 2019-20	Actual 2020-21	Anticipated 2021-22	Requested 2022-23	Recommend 2022-23	Approved 2022-23
	Revenues:						
461000	Investment Interest	3,389	355	250	250		
	**** Total Revenue (Section II)**	3,389	355	250	250		
	***** Total Appropriation (Section III)**			179,407	177,100		
	Contingency:						
	Unused			(179,407)			
	FUND BALANCE						
	Beginning of Year			176,600	176,850		
	FUND BALANCE - Projected						
	End of Year			176,850	0		

SECTION II

COUNTY OF LEXINGTON
Proposed Revenues
Fines, Fees, and Other
Budget FY - 2022-23

Fund #: 2616 Fund Name: Broker Disclosure Penalty

Organ. #: 141200 Organ. Name: Solicitor

Revenue Code	Fee Title	Actual Fees FY 2019-20	Actual Fees FY 2020-21	11/30/21 Year-to-Date FY 2021-22	Anticipated Fiscal Year Total FY 2021-22	Budget: Units of Service	Budget: Current Fee	Budget: Current Total Estimated Fees FY 2022-23	Budget: Proposed Fee Change	Budget: Total Proposed Estimated Fees FY 2022-23
461000	Investment Interest	$3,389	$355	$80	$250			$250		$250

SECTION III

COUNTY OF LEXINGTON
BROKER DISCLOSURE PENALTY
Annual Budget
Fiscal Year - 2022-23

Object Code	Revenue Account Title	Actual 2020-21	Received Thru Nov 2021-22	Amended Budget Thru Nov 2021-22	Projected Revenues Thru Jun 2021-22	Requested 2022-23	Recommend 2022-23	Approved 2022-23
	***Solicitor / Broker Disclosure Penalty 2616:**							
	Revenues:							
461000	Investment Interest	355	80	250	250	250		
	**** Total Revenue**	355	80	250	250	250		
	*****Total Appropriation**				179,407	177,100		
	Contingency:							
	Unused				(179,407)			
	FUND BALANCE							
	Beginning of Year				176,600	176,850		
	FUND BALANCE - Projected End of Year				176,850	0		

Fund: 2616
Division: Judicial
Organization: 141200 - Solicitor

Object Code	Expenditure Classification	2020-21 Expend	2021-22 Expend (Dec)	2021-22 Amended (Dec)	2022-23 Requested	*BUDGET* 2022-23 Recommend	2022-23 Approved
	Personnel						
	*** Total Personnel**	**0**	**0**	**0**	**0**		
	Operating Expenses						
529903	Contingency	0	0	179,407	177,100		
	*** Total Operating**	**0**	**0**	**179,407**	**177,100**		
	**** Total Personnel & Operating**	**0**	**0**	**179,407**	**177,100**		
	Capital						
	All Other Equipment	0	0	0	0		
	**** Total Capital**	**0**	**0**	**0**	**0**		
	***** Total Budget Appropriation**	**0**	**0**	**179,407**	**177,100**		

SECTION IV

COUNTY OF LEXINGTON
Capital Item Summary
Fiscal Year – 2022-23

Fund #	2616	Fund Title:	Broker Disclosure Penalty
Organization #	141200	Organization Title:	Solicitor
Program #		Program Title:	Broker Disclosure Penalty

Qty	Item Description	BUDGET 2022-23 Requested Amount

**** Total Capital (Transfer Total to Section III)** **0**

SECTION V. - PROGRAM OVERVIEW

Summary of Program:

Broker Disclosure Penalty

Program:

Objectives:

This program is the result of a mortgage broker disclosure settlement. The funds in this account reflect the portion of the settlement that the Solicitor's Office received.

SECTION VI. LINE ITEM NARRATIVES

SECTION VI. A. – LISTING OF REVENUES

461000 – INVESTMENT INTEREST **$ 250**

Interest earned on Broker Disclosure Penalty funds.

SECTION VI. B. – LISTING OF POSITIONS

Current Staffing Level:

This fund does not have any personnel.

SECTION VI. C. - OPERATING LINE ITEM NARRATIVES

529903 – CONTINGENCY **$ 177,100**

To cover the cost of any unanticipated expenditures.

SECTION VI. D. - CAPITAL LINE ITEM NARRATIVES

CAPITAL REQUEST

None.

COUNTY OF LEXINGTON
LAW ENFORCEMENT/TITLE IV-D PROCESS SERVER
Annual Budget
Fiscal Year - 2022-23

Object Code	Revenue Account Title	Actual 2020-21	Received Thru Nov 2021-22	Amended Budget Thru Nov 2021-22	Projected Revenues Thru Jun 2021-22	Requested 2022-23	Recommend 2022-23	Approved 2022-23
	***L/E - Title IV-D Process Server 2411:**							
	Revenues:							
451803	IV-D Service of Process Pmts	6,881	4,835	6,138	6,138	14,304		
461000	Investment Interest	586	143	0	0	0		
	**** Total Revenue**	7,467	4,978	6,138	6,138	14,304		
	*****Total Appropriation**				302,339	0		
	Unused Contingency				302,339			
	FUND BALANCE Beginning of Year				379,381	385,519		
	FUND BALANCE - Projected End of Year				385,519	399,823		

Fund 2411
Division: Law Enforcement
Organization: 151400 - LE/Judicial Services

Object Code	Expenditure Classification	2020-21 Expend	2021-22 Expend (Dec)	2021-22 Amended (Dec)	BUDGET 2022-23 Requested	BUDGET 2022-23 Recommend	BUDGET 2022-23 Approved
	Personnel						
	*** Total Personnel**	**0**	0	**0**	0		
	Operating Expenses						
529903	Contingency	0	0	302,339	0		
	*** Total Operating**	**0**	**0**	**302,339**	**0**		
	**** Total Personnel & Operating**	**0**	**0**	**302,339**	**0**		
	Capital						
	All Other Equipment	0	0	0	0		
	**** Total Capital**	**0**	**0**	**0**	**0**		
	***** Total Budget Appropriation**	**0**	**0**	**302,339**	**0**		

SECTION V. – PROGRAM OVERVIEW

The Lexington County Sheriff's Department has a contract to serve non-support papers initiated by SC Department of Social Services. This contracted service generates revenue of $16.50 per service and $16.50 per warrant of failure to comply. The revenue generated by this contract is used to fund the operating expenses associated with the investigation of Title IV-D papers and the service of them.

SECTION VI. A. - SUMMARY OF REVENUES

451803 – IV-D SERVICE OF PROCESS PAYMENTS **$ 14,304**

This revenue is generated from a contract with SC Department of Social Services for LCSD to serve non-support papers. This contracted service generates revenue of $16.50 per service and $16.50 per warrant of failure to comply. This revenue is used to fund the operating expenses associated with the investigation of Title IV-D papers and the service of them. Due to the pandemic, this revenue has been significantly reduced this fiscal year and is anticipated to be reduced next fiscal year also.

COUNTY OF LEXINGTON
MULTIJURISDICTIONAL NARCOTICS TASK FORCE
Annual Budget
Fiscal Year - 2022-23

Object Code	Revenue Account Title	Actual 2020-21	Received Thru Nov 2021-22	Amended Budget Thru Nov 2021-22	Projected Revenues Thru Jun 2021-22	Requested 2022-23	Recommend 2022-23	Approved 2022-23
	***L/E - Multijurisdictional Narcotics Task Force 2436:**							
	Revenues:							
456400	Narcotics Confiscation	25,893	0	24,278	24,278	12,246		
461000	Investment Interest	70	16	0	0	0		
	**** Total Revenue**	25,963	16	24,278	24,278	12,246		
	*****Total Appropriation**				56,690	0		
	Contingency:							
	Unused				56,690			
	FUND BALANCE							
	Beginning of Year				85,546	109,824		
	FUND BALANCE - Projected							
	End of Year				109,824	122,070		

Fund: 2436
Division: Law Enforcement
Organization: 151280 - LE/Narcotics

Object Code	Expenditure Classification	2020-21 Expend	2021-22 Expend (Dec)	2021-22 Budgeted (Dec)	2022-23 Requested	*BUDGET* 2022-23 Recommend	2022-23 Approved
	Personnel						
	*** Total Personnel**	**0**	**0**	**0**	**0**		
	Operating Expenses						
529903	Contingency	0	0	56,690	0		
	*** Total Operating**	**0**	**0**	**56,690**	**0**		
	**** Total Personnel & Operating**	**0**	**0**	**56,690**	**0**		
	Capital						
540000	Small Tools & Minor Equipment	0	0	0	0		
	All Other Equipment	0	0	0	0		
	**** Total Capital**	**0**	**0**	**0**	**0**		
	***** Total Budget Appropriation**	**0**	**0**	**56,690**	**0**		

SECTION V. – PROGRAM OVERVIEW

The primary purpose for the Narcotics MJTF is to enhance existing efforts in law enforcement, and to prosecute and convict major drug and violent crime offenders by eliminating jurisdictional problems and by sharing critical resources. By coordinating resources, law enforcement agencies can concentrate their efforts on drug trafficking and on violent criminal offenders, which transcend jurisdictional boundaries without duplicating efforts and wasting critical resources. The overall objective of a NMJTF is to identify, investigate, and prosecute members of mid or high-level criminal organizations that participate in illicit drug distribution, street sales, financial backing, crop cultivation, manufacturing, diversion, importation, violent crime, money laundering, official corruption and gang activity.

Since the narcotics Multi-jurisdictional Task Force "NET" have established its own identity, it has its own central office and administrative staff, headed by the lead agency, the Lexington County Sheriff's Department. The success of the narcotics task force relies on it's formation as a true, separate and distinct entity, which operates through the pooling of manpower, equipment, intelligence and other pertinent resources. Success has also relied heavily upon the governing board of the task force and its commitment to ensuring full implementation of the project. The governing board is composed of representatives from each agency participating in the NMJTF, as well as a representative from the prosecuting agency and meets at least once a month. At these meetings, the Lexington County Sheriff's Department presents case progress reports including significant developments or changes, and problems.

The program income revenue is estimated for the year and the accounts have been established for anticipated expenditures. Additional requests may arise during the year from all agencies involved in the task force; however, the governing board must discuss the purchases and approve the purchases for expenditures of program income funds.

SECTION VI. A. - SUMMARY OF REVENUES

456400 –NARCOTICS CONFISCATION **$ 12,246**

Program Income results from seizures that are placed into the narcotic program income account for expenditures of equipment and operational costs for the task force. All expenditures must be voted upon by the Multi-Jurisdictional Narcotic Board of Directors for approval to purchase. The amount budgeted is estimated based on the average for last two years of revenue collection.

COUNTY OF LEXINGTON
VIOLENT CRIME REDUCTION UNIT
Annual Budget
FY 2022-23 Estimated Revenue

Object Code	Revenue Account Title	Actual 2020-21	Received Thru Nov 2021-22	Amended Budget Thru Nov 2021-22	Projected Revenues Thru June 2021-22	Requested 2022-23	Recommend 2022-23	Approved 2022-23
	*** L/E - Violent Crime Reduction Unit 2443:**							
	Revenues:							
457000	Federal Grant Income	76,952	99,211	151,445	151,445	100,418		
801000	Op Trn from General Fund/LE	34,493	0	15,229	15,229	12,917		
	**** Total Revenue**	111,445	99,211	166,674	166,674	113,335		
	*****Total Appropriation**				151,580	113,335		
	FUND BALANCE Beginning of Year				(14,092)	1,002		
	FUND BALANCE - Projected End of Year				1,002	1,002		

COUNTY OF LEXINGTON
VIOLENT CRIME REDUCTION UNIT
Annual Budget
Fiscal Year - 2022-23

Fund: 2443
Division: Law Enforcement
Organization: 151280 - LE/Narcotics

Object Code	Expenditure Classification	2020-21 Expend	2021-22 Expend (Dec)	2018-19 Amended (Dec)	2022-23 Requested	*BUDGET* 2022-23 Recommend	2022-23 Approved
	Personnel						
510100	Salaries & Wages - 1	32,688	28,025	69,627	54,514		
510199	Special Overtime	4,379	4,006	3,000	3,000		
511112	FICA - Employer's Portion	2,526	2,235	5,760	4,400		
511114	Police Retirement - Employer's Portion	6,954	5,926	14,451	12,216		
511120	Insurance Fund Contribution - 1	4,550	3,900	11,050	7,800		
511130	Workers Compensation	1,314	1,130	2,434	1,990		
515600	Clothing Allowance	900	600	1,500	1,200		
519999	Personnel Contingency	0	0	1,070	2,165		
	*** Total Personnel**	**53,311**	**45,822**	**108,892**	**87,285**		
	Operating Expenses						
520110	Officer Safety Equipment	0	0	6,000	3,300		
520233	Towing Service	0	0	150	90		
521000	Office Supplies	56	42	344	344		
521200	Operating Supplies	414	0	585	585		
521208	Police Supplies	0	0	1,000	1,000		
522300	Vehicle Repairs & Maintenance - 1	0	115	2,350	1,415		
524100	Vehicle Insurance - 1	1,230	615	615	615		
524101	Comprehensive Insurance	0	115	237	238		
524201	General Tort Liability Insurance	2,953	2,953	1,637	1,550		
524202	Surety Bonds	0	0	0	0		
525004	WAN Service Charges	0	0	960	468		
525021	Smart Phone Charges	225	197	975	600		
525030	800 MHz Radio Service Charges - 1	352	293	1,772	1,416		
525031	800 MHz Radio Maintenance Fee - 1	0	0	170	170		
525041	E-mail Service Charges - 1	54	32	204	129		
525210	Conference, Meeting & Training Expense	1,658	1,590	5,070	5,070		
525230	Subscriptions, Dues & Books	0	30	80	40		
525400	Gas, Fuel and Oil	16	899	7,395	7,020		
525600	Uniforms & Clothing	0	0	2,000	500		
529903	Contingency	0	0	2,555	0		
	*** Total Operating**	**6,958**	**6,881**	**34,099**	**24,550**		
	**** Total Personnel & Operating**	**60,269**	**52,703**	**142,991**	**111,835**		
	Capital						
540000	Small Tools & Minor Equipment	267	0	2,232	1,500		
	All Other Equipment	65,001	2,722	6,357	0		
	**** Total Capital**	**65,268**	**2,722**	**8,589**	**1,500**		
	***** Total Budget Appropriation**	**125,537**	**55,425**	**151,580**	**113,335**		

SECTION IV

COUNTY OF LEXINGTON
Capital Item Summary
Fiscal Year - 2022-23

Fund # 2443 Fund Title: Crime Reduction Investigator
Organization # 151280 Organization Title: LE/Narcotics
Program # 150 Program Title:

Qty	Item Description	***BUDGET*** 2022-23 Requested Amount
	Small Tools and Minor Equipment	1,500

**** Grand Total Capital (Transfer Total to Section I and II)** **1,500**

SECTION V. – PROGRAM OVERVIEW

Lexington County has noticed a marked increase in gangs and gang related precursor activities. There has been a wide variety of gang related crimes such as murder, drive by shootings, criminal sexual assaults, human trafficking, vandalism, assaults, illegal drugs, truancy, and habitual juvenile delinquency. Lexington County had eight murders committed by validated gang members in the past three years with four of those murders taking place in one year. There are 39 known gangs operating in Lexington County. These gangs are coming into the county from other countries and they think nothing of committing crimes. In 2016, there were 83 crimes committed by gang members, in 2017 there were 127, in 2018, there were 151 and in 2019, there were 150 cases logged with 309 contacts. There are eight motorcycle gangs operating in Lexington County with Hells Angels Motorcycle Gang nomad chapter based here. The Thunder Guards Motorcycle Gang is also based in Lexington County. The founder of the Warlocks Motorcycle Gang is from Lexington County and the national president and national vice-president of the Warlocks live in Lexington County. Their leadership brings an influx of varied gangs and nationalities from all over the country, which increases gang activity in our county.

Many of the gangs being investigated and that are actively committing crimes in Lexington County are large traditional national gangs. This means that the gangs have multiple subgroups within the county and are connected nationally with the gang. This creates a more complex issue for law enforcement due to these gangs having the resources and manpower to move members from one state to the next and exploit jurisdictional restrictions. Gangs commit crimes that reduce the quality of life for communities and pray off future generations when recruiting members.

SECTION VI. B - LISTING OF POSITIONS

Proposed Staffing Level:

Job Title	Positions	Full Time Equivalent General Fund	Other Fund	Total	Grade
Investigator	1	0	1	1	SO3

SECTION VI. C - OPERATING LINE ITEM NARRATIVES

520110 – OFFICER SAFETY EQUIPMENT **$ 3,300**

This account is for an add-on purchase of the department's maintenance plan for an electronic control device and body camera. These devices are critical to the officer by providing an accurate account of incidents and a non-lethal weapon during incidents.

520233 – TOWING SERVICE **$ 90**

Wrecker services must be paid for the towing of County Vehicles. The cost for a County Vehicle is $90 estimating cost per vehicle that may be towed.

521000 - OFFICE SUPPLIES **$ 344**

Office supplies are needed to perform daily job duties. Examples of items purchased from this account include toner cartridges for printers, pens, notebooks, calendars, etc. The amount budgeted is based on the expenditure projection for this fiscal year.

521200 - OPERATING SUPPLIES **$ 585**

Operating supplies needed to perform daily job duties. Items to be purchased from this account batteries, disks, video tapes, investigative supplies and OSHA supplies. The amount budgeted is based on the expenditure projection for this fiscal year.

521208 - POLICE SUPPLIES **$ 1,000**

Police supplies needed to perform daily job duties. Examples of items purchased from this account include pepper gel, flashlights, handcuffs, leg irons, and batons. The amount budgeted is based on the expenditure projection for this fiscal year.

522300 - VEHICLE REPAIRS & MAINTENANCE **$ 1,415**

The amount budgeted is based on the projected expenditures for the fiscal year.

524100 - VEHICLE INSURANCE **$ 615**

The budget amount per vehicle is the estimate provided by the County's Risk Manager.

524101 - COMPREHENSIVE INSURANCE **$ 238**

The budget amount per vehicle is the estimate provided by the County's Risk Manager.

524201 - GENERAL TORT LIABILITY INSURANCE **$ 1,550**

General tort liability insurance needed for all personnel. There are several liability classifications for the personnel and the amount budgeted is determined by the County's Risk Manager.

524202 – SURETY BONDS **$ 0**

Surety bonds are paid every 3 fiscal years and the next payment will be due fiscal year 2024.

525004 – WAN SERVICE CHARGES **$ 468**

This account is used to pay connection charges for wide area networks. This includes the Air card to connect officers in the field with critical law enforcement networks.

525021 – SMART PHONE CHARGES **$ 600**

All vital communications cannot occur over the 800 MHz radio system. Therefore, mobile telephones are required for immediate response when required and for receiving private information. The Smart Phone enables officers to upload photos of evidence to case files to make documentation more efficient.

525030 – 800 MHz RADIO SERVICE CHARGES **$ 1,416**

The 800 MHz radios are required for communication. This communication enables the Communication Center to convey to officers vital information regarding the call for service. This service will allow coverage for the portable and for the in-car radios.

525031 – 800 MHz RADIO MAINTENANCE FEE **$ 170**

The 800 MHz radios are required for communication. This communication enables the Communication Center to convey to officers vital information regarding the call for service. This is an annual fee for service for the portable and for the in-car radios.

525041 – E-MAIL SERVICE CHARGES **$ 129**

E-mail service is a vital tool for communication among all individuals not just within Lexington County.

525210 – CONFERENCE, MEETING & TRAINING EXPENSE **$5,070**

Conferences, meetings, and training are needed to ensure the officers are proficient in industry trends, encourage networking and collaboration with other law enforcement officers. Training is also required to maintain various specialized certifications needed for the area of expertise.

525230 - SUBSCRIPTIONS, DUES & BOOKS **$ 40**

Various subscriptions and memberships are needed as they relate to law enforcement statistics, training, and legal updates. These subscriptions and organizational memberships provide information that assist with the daily management, operations, and industry trends.

525400 – GAS, FUEL & OIL **$ 7,020**

The budget amount is based on the projected expenditures for the current fiscal.

525600 – UNIFORMS & CLOTHING **$ 500**

Uniforms and specialized clothing is worn for safety and quick identification. Each officer receives replacement uniforms once a year. The number of uniforms ordered each replacement cycle depends on the job function. The budget includes the estimated cost for body armor and equipment holders.

SECTION VI. D. - CAPITAL LINE ITEM NARRATIVES

540000 - SMALL TOOLS AND MINOR EQUIPMENT **$ 1,500**

These items are needed by each officer to perform the duties assigned.

COUNTY OF LEXINGTON
VICTIMS OF CRIME ACT
Annual Budget
FY - 2022-23 Estimated Revenue

Object Code	Revenue Account Title	Actual 2020-21	Received Thru Nov 2021-22	Amended Budget Thru Nov 2021-22	Projected Revenues Thru Jun 2021-22	Requested 2022-23	Recommend 2022-23	Approved 2022-23
	***L/E - Victims of Crime Act 2448:**							
	Revenues:							
457000	Federal Grant Income	228,773	64,487	250,171	250,171	205,140		
801000	Op Trn from General Fund/LE	84,178	0	134,826	134,826	134,886		
	**** Total Revenue**	312,951	64,487	384,997	384,997	340,026		
	*****Total Appropriation**				434,164	340,026		
	FUND BALANCE Beginning of Year				141,410	92,243		
	FUND BALANCE - Projected End of Year				92,243	92,243		

COUNTY OF LEXINGTON
VICTIMS OF CRIME ACT
Annual Budget
Fiscal Year - 2022-23

Fund: 2448
Division: Law Enforcement
Organization: 151260 - LE/Major Crimes

Object Code	Expenditure Classification	2020-21 Expend	2021-22 Expend (Dec)	2021-22 Amended (Dec)	2022-23 Requested	*BUDGET* 2022-23 Recommend	2022-23 Approved
	Personnel						
510100	Salaries & Wages - 3	166,675	90,707	194,213	163,918		
510199	Special Overtime	8,814	6,454	9,000	9,000		
511112	FICA - Employer's Portion	12,834	7,265	17,122	13,229		
511114	Police Retirement - Employer's Portion	20,539	9,840	57,943	36,728		
511120	Insurance Fund Contribution - 3	23,400	11,700	30,550	23,400		
511130	Workers Compensation	6,199	3,427	6,117	5,983		
511131	S.C. Unemployment	1,994	0	0	0		
511214	PORS - Employer Portion (Retiree)	10,676	7,619	0	0		
515600	Clothing Allowance	3,600	1,800	4,400	3,600		
519999	Personnel Contingency	0	0	3,233	6,509		
	*** Total Personnel**	**254,731**	**138,812**	**322,578**	**262,367**		
	Operating Expenses						
520110	Officer Safety Equipment	6,327	0	11,673	9,900		
520233	Towing Service	75	0	375	90		
520510	Interpreting Services	0	0	10,000	10,000		
520702	Technical Currency & Support	0	0	0	0		
520800	Outside Printing	0	0	3,762	3,762		
521000	Office Supplies	152	0	5,348	3,000		
521200	Operating Supplies	0	0	2,000	1,500		
521208	Police Supplies	0	0	1,750	1,500		
522300	Vehicle Repairs & Maintenance	1,333	3	6,575	4,250		
524100	Vehicle Insurance	1,845	2,460	1,845	1,845		
524101	Comprehensive Insurance	430	382	711	714		
524201	General Tort Liability Insurance	4,429	4,429	4,911	4,651		
524202	Surety Bonds	0	0	0	0		
525021	Smart Phone Charges	4,440	1,850	9,030	7,800		
525030	800 MHz Radio Service Changes	2,287	1,061	2,135	2,124		
525031	800 MHz Radio Maintenance Fee	0	0	495	255		
525041	E-mail Service Charges	645	269	559	387		
525210	Conference, Meeting & Training Expense	0	141	24,000	15,000		
525230	Subscriptions, Dues & Books	150	90	720	600		
525400	Gas, Fuel and Oil	3,870	1,579	18,797	6,381		
525600	Uniforms & Clothing	0	0	3,600	2,400		
529903	Contingency	0	0	0	0		
529950	Indirect Costs	0	0	0	0		
	*** Total Operating**	**25,983**	**12,264**	**108,286**	**76,159**		
	**** Total Personnel & Operating**	**280,714**	**151,076**	**430,864**	**338,526**		
	Capital						
540000	Small Tools & Minor Equipment	0	0	2,000	1,500		
540010	Minor Software	0	0	0	0		
	All Other Equipment	0	0	1,300	0		
	**** Total Capital**	**0**	**0**	**3,300**	**1,500**		
	***** Total Budget Appropriation**	**280,714**	**151,076**	**434,164**	**340,026**		

SECTION IV

COUNTY OF LEXINGTON
Capital Item Summary
Fiscal Year - 2022-23

Fund # 2448 Fund Title: VOCA
Organization # 151260 Organization Title: Major Crimes
Program # 150 Program Title: Law Enforcement

Qty	Item Description	***BUDGET*** 2022-23 Requested Amount
540000	Small Tools and Minor Equipment	1,500
	** **Grand Total Capital (Transfer Total to Section I and II)**	**1,500**

SECTION V. - PROGRAM OVERVIEW

The primary duties of a LEVA are to support the provision of direct services: (1) respond to the emotional and physical needs of crime victims; (2) assist primary and secondary victims of crime to stabilize their lives after victimization; (3) assist victims to understand and participate in the criminal justice system; and (4) provide victims of crime with a measure of safety. Many cases involve more than one victim and in many instances, those individuals are not the primary victim, but were present during the crime; therefore, they become secondary victims.

Whether exposed as a victim, a witness or in close proximity, the effects on a secondary victim can be devastating and long lasting. Most experts believe that children who are raised in abusive homes learn that violence is an effective way to resolve conflicts and problems. They may replicate the violence they witnessed as children in their teen and adult relationships and parenting experiences. Children from violent homes have higher risks of alcohol/drug abuse, post traumatic stress disorder, and juvenile delinquency. Witnessing domestic violence is the single best predictor of juvenile delinquency and adult criminality and as discussed in a Domestic Violence Roundtable in 2008, the number one reason children run away.

In June 2015 the SC criminal domestic violence (CDV) statute was revamped when Governor Nikki Haley signed the Domestic Violence Reform Act. This Act created, among other things, new degrees of domestic violence (DV) with a system of graduated penalties based on prior convictions. While there were many important aspects of the new law, one of great significance for victims was the inclusion of a higher degree of charges when children are present or involved. This part of the law is an obvious recognition of the need to include children as victims of the crime and serves as a first step in breaking the chain of violence that can occur when a child grows up in a domestic environment that produces violence.

The Domestic Violence Law Enforcement Victim Advocate (LEVA) will work with the victims of crime with special attention to victims of domestic violence to include school aged victims. The LEVA will work closely with the county school resource officers (SRO) to ensure all school aged victims are identified so that the children can be monitored with respect to behavioral problems or domestic issues that may spill over to the school setting. The LEVA will improve coordination within LCSD and the various agencies responsible for child protection and welfare. A secondary purpose is to take a proactive stance in an effort to prevent further abuse by raising public awareness regarding these problems. The LEVA will receive specialized training and will establish and maintain constructive relationships with entities and service providers, such as such as the Department of Social Services, area child advocacy centers, and school officials.

The Lexington County Sheriff's Department (LCSD) has seen a continued increase in criminal cases regarding the victimization, abuse, and exploitation of vulnerable adults. The SC population is aging.* Vulnerable adult means a person eighteen years of age or older who has a physical or mental condition which substantially impairs the person from adequately providing for his or her own care or protection. This includes a person who is impaired in the ability to adequately provide for the person's own care or protection because of the infirmities of aging including, but not limited to, organic brain damage, advanced age, and physical, mental, or emotional dysfunction. A resident of a facility (e.g. nursing home, residential care facility, hospital, etc) is a vulnerable adult. The complex and sensitive nature of these cases, along with the virtuous need to protect these sometimes helpless and vulnerable victims dictates the need for resources to enhance the assistance for vulnerable adult cases. The goal of this continuing LEVA program is to complement the investigation of cases, serve as an advocate for victims, and improves coordination with the various agencies responsible for vulnerable adult/elder welfare and to take a proactive stance in an effort to prevent further abuse by raising public awareness regarding these problems.

The Spanish speaking bi-lingual LEVA works with victims of crime in the Hispanic communities to build a trust with the people and to bridge the language barrier in order to serve the needs of the victims. The LEVA offers services to prevent further abuse, neglect, and criminal acts in the Hispanic communities and will coordinate with other agencies to provide services to non-English speaking victims. All LEVA's will continue to work with all victims of criminal cases regarding victimization, abuse and exploitation. The LEVA will improve coordination within LCSD and with

various agencies responsible for the welfare of Hispanic victims. The LEVA's will receive specialized training and will establish and maintain constructive relationships with entities and service providers by raising public awareness regarding these problems that exist with DV cases, children, vulnerable adults and all victims to include victims with limited English proficiency.

SECTION VI. B. – LISTING OF POSITIONS

Current Staffing Level:

	Positions	ll Time Equival General Fund	Other	Total	Grade
Victim's Bill of Rights Fund (141):					
Victim Asst. Officer/Law Enforcement	1		1	1	SO3
Victim Assistance Coordinator	1		1	1	106
Toals:	2	0.000	2.000	2.000	

	Positions	ll Time Equival General Fund	Other	Total	Grade
Victim's Bill of Rights Fund (141):					
VAWA Investigator	1		1	1	SO3
VAWA Program Coordinator	1		1	1	109
VOCA Law Enforcement Victim Advocate (LEVA)	3		3	3	SO3
P-T VA Coordinator	2	2		2	106
Victim Assistant Officers	3	3		3	SO3
Totals:	10	5	5	10	

SECTION VI. C. - OPERATING LINE ITEM NARRATIVES

520110 – OFFICER SAFETY EQUIPMENT **$ 9,900**

This account is for an add-on purchase of the department's maintenance plan for an electronic control device and body camera. These devices are critical to the officer by providing an accurate account of incidents and a non-lethal weapon during incidents.

520233 – TOWING SERVICE **$ 90**

Wrecker services must be paid for the towing of County Vehicles and seized vehicles. The cost for a County Vehicle is $90. The amount budgeted assumes that each vehicle assigned will be towed at least once during the fiscal year.

520510 – INTERPRETING SERVICES **$ 10,000**

These services are integral in servicing victims of all nationalities and languages.

520800 – OUTSIDE PRINTING **$ 3,762**

The pamphlets handed out to victims are now being printed by an outside printing company. It has been determined that the cost per pamphlet, plus the personnel cost to reproduce these pamphlets was greater than outsourcing.

521000 - OFFICE SUPPLIES **$ 3,000**

Major expenditures in this account are folders, pens, laser printer cartridges, etc. required for preparation of investigation case files. The amount budgeted is based on the expenditure projection for this fiscal year.

521200 - OPERATING SUPPLIES **$ 1,500**

This account will be used to cover expenses relating to records management. The monthly average cost cannot be used to calculate the budget amount due to spikes in expenditures during the second half of the fiscal year. The budget amount is based on the projected expenditures for the current fiscal year.

521208 - POLICE SUPPLIES **$ 1,500**

Officers must be supplied with items such as flashlights, batteries, handcuffs, summons books, holders, etc. to perform daily job duties.

522300 - VEHICLE REPAIRS AND MAINTENANCE **$ 4,250**

The amount budgeted is based on the first estimated expenditures for the current fiscal year.

524100 - VEHICLE INSURANCE **$ 1,845**

The budget amount per vehicle is the estimate provided by the County's Risk Manager.

524101 - COMPREHENSIVE INSURANCE **$ 714**

The budget amount per vehicle is the estimate provided by the County's Risk Manager.

524201 - GENERAL TORT LIABILITY INSURANCE **$ 4,651**

General tort liability insurance amounts are allocated based on the number and liability classification of personnel. The budget amount is 5% more than the current fiscal year's expenditure ($4,429), as recommended by the County's Risk Manager.

524202 – SURETY BONDS **$ 0**

Surety bonds are paid every 3 fiscal years and will not be paid again until fiscal year 2024.

525021 – SMART PHONE CHARGES **$ 7,800**

All vital communications cannot occur over the 800 MHz radio system. Therefore, mobile telephones are required for immediate response. The Smart Phone is new technology that enables data transmissions in addition to other services available with our current cell phone plan. The amount budgeted is based on: 8 phones @ $50 per month

525030 – 800 MHz RADIO SERVICE CHARGES **$ 2,124**

The 800 MHz radios are required for communication. We have five sites to obtain complete coverage. The amount budgeted does not consider the 16% legislative discount we are currently receiving because we have no guarantee that this will continue next fiscal year. The budgeted amount is for the 3 portable radios.

525031 – 800 MHz RADIO MAINTENANCE CONTRACTS **$ 255**

The 800 MHz radios are covered under a maintenance contract that covers some repairs that are required due to age and excessive use. Please see the 800 MHz radio detail schedule in the appendixes for cost allocation.

525041 – E-MAIL SERVICE CHARGES **$ 387**

E-mail service is a vital tool for communication among all individuals not just within Lexington County.
3 users * $10.75 per month * 12 months

525210 – CONFERENCE, MEETING & TRAINING EXP. **$ 15,000**

To meet requirements for certification, SC Code of Laws, Section 23-23-10 training must be attended. These include: Class I enforcement personnel (40 hours/3 years), Class III dispatch personnel (in-service legal updates) and reserve officer (in-service once a month). This reflects in-house training needs required by law and Accreditation standards to provide to personnel. The academy does not teach these courses, and in many cases, employees must be sent outside the county for training so that they may maintain their certification and acquire advancement in technical fields. Training seminars requested during the year may vary as they are offered.

525230 - SUBSCRIPTIONS, DUES & BOOKS **$ 600**

Brochures are required for the LEVA to provide to victims. Various subscriptions and memberships are needed as they relate to law enforcement statistics, training, and legal updates. These subscriptions and organizational memberships provide information that assist with the daily management, operations, and industry trends. Memberships are unallowable grant expenditures and will be taken from the general operating budget.

525400 - GAS, FUEL & OIL **$ 6,381**

The budget amount is calculated using the average monthly expenditures for the current fiscal year annualized with an additional 15% increase for the unstable fuel market. The mileage is estimated based on use by other investigators. This account will be reimbursed from personal miles allowable on the grant.

525600 - UNIFORMS & CLOTHING **$ 2,400**

Uniforms are required under Section 23-13-30 of the SC Code of Laws. Each officer will require a duty uniform and a dress uniform for special events. Body armor is required as standard issue. Uniforms are unallowable grant expenditures and this cost will be taken from the general operating budget.

SECTION VI. D. - CAPITAL LINE ITEM NARRATIVES

540000 - SMALL TOOLS AND MINOR EQUIPMENT **$ 1,500**

These items are needed by each deputy to perform the duties assigned. The items to be purchased from this account for each deputy are as follows:

Items not listed	$ 1,500

COUNTY OF LEXINGTON
VIOLENCE AGAINST WOMEN ACT
Annual Budget
FY - 2022-23 Estimated Revenue

Object Code	Revenue Account Title	Actual 2020-21	Received Thru Nov 2021-22	Amended Budget Thru Nov 2021-22	Projected Revenues Thru Jun 2021-22	Requested 2022-23	Recommend 2022-23	Approved 2022-23
	***L/E - Violence Against Women Act 2456:**							
	Revenues:							
457000	Federal Grant Income	129,818	68,717	156,990	156,990	128,731		
801000	Op Trn from General Fund/LE	44,516	0	48,063	48,063	58,519		
	**** Total Revenue**	174,334	68,717	205,053	205,053	187,250		
	*****Total Appropriation**				209,839	187,250		
	FUND BALANCE Beginning of Year				115,180	110,394		
	FUND BALANCE - Projected End of Year				110,394	110,394		

COUNTY OF LEXINGTON
VIOLENCE AGAINST WOMEN ACT
Annual Budget
Fiscal Year - 2022-23

Fund: 2456
Division: Law Enforcement
Organization: 151260 - LE/Major Crimes

Object Expenditure Code	Classification	2020-21 Expend	2021-22 Expend (Dec)	2021-22 Amended (Dec)	2022-23 Requested	BUDGET 2022-23 Recommend	BUDGET 2022-23 Approved
	Personnel						
510100	Salaries & Wages - 2	111,006	55,081	119,848	111,275		
510199	Special Overtime	5,039	2,279	3,500	3,500		
510200	Overtime	0	37	0	0		
511112	FICA - Employer's Portion	8,462	4,086	11,610	8,781		
511113	State Retirement - Employer's Portion	7,442	3,714	11,218	9,850		
511114	Police Retirement - Employer's Portion	11,641	5,752	13,724	13,105		
511120	Insurance Fund Contribution - 2	15,600	7,800	15,600	15,600		
511130	Workers Compensation	2,467	1,219	2,678	2,300		
515600	Clothing Allowance	1,200	600	1,200	1,200		
519999	Personnel Contingency	0	0	2,178	4,329		
	*** Total Personnel**	**162,857**	**80,568**	**181,556**	**169,940**		
	Operating Expenses						
520110	Officer Safety Equipment	0	0	6,000	3,300		
520233	Towing Service	0	0	150	90		
521000	Office Supplies	0	0	3,000	1,000		
521200	Operating Supplies	0	0	3,000	1,000		
522300	Vehicle Repairs & Maintenance	3	9	2,447	1,415		
524100	Vehicle Insurance	615	615	615	615		
524201	General Tort Liability Insurance	1,514	1,514	1,679	1,590		
524202	Surety Bonds	0	0	0	0		
525021	Smart Phone Charges	1,080	450	810	1,200		
525030	800 MHz Radio Service Changes	703	293	889	708		
525031	800 MHz Radio Maintenance Fee	59	61	165	85		
525041	E-mail Service Charges	258	107	323	258		
525210	Conference, Meeting & Training Expense	0	0	3,400	1,000		
525230	Subscriptions, Dues & Books	30	30	210	80		
525240	Personal Mileage Reimbursement	80	30	2,036	1,500		
525400	Gas, Fuel and Oil	1,369	573	3,559	3,469		
529903	Contingency	0	0	0	0		
	*** Total Operating**	**5,711**	**3,682**	**28,283**	**17,310**		
	**** Total Personnel & Operating**	**168,568**	**84,250**	**209,839**	**187,250**		
	Capital						
540000	Small Tools & Minor Equipment	0	0	0	0		
540010	Minor Software	0	0	0	0		
	All Other Equipment	0	0	0	0		
	**** Total Capital**	**0**	**0**	**0**	**0**		
	***** Total Budget Appropriation**	**168,568**	**84,250**	**209,839**	**187,250**		

SECTION V. - PROGRAM OVERVIEW

Three decisions made by the United States Supreme Court (Washington v. Crawford, Davis v. Washington and Hamon v. Indiana) changed the way in which prosecutors can proceed with domestic violence prosecution, especially when victims do not appear for court. The Lexington County Sheriff's Department began keeping detailed statistics on the specialized criminal domestic violence court (DVC) in July 2005. At least 80% of victims either do not appear or have reconciled with the offender at the first appearance date. This court date is usually held within six weeks of arrest. These statistics demonstrate the need to proceed with evidence based or offender based prosecution. Increasing the level of pre-trial contact with the victims through telephone calls, letters, and, when necessary, home visits is a benefit to the victim, and increases the level of victim participation in the prosecutorial process.

SECTION VI. B. – LISTING OF POSITIONS

Current Staffing Level:

		Full Time Equivalent			
	Positions	General Fund	Other Fund	Total	Grade
Law Enforcement/Administration:					
Victim Assistance Officer	1		1	1	SO3
Victim Assistance Coordinator	1		1	1	109
Totals	2	0.000	2	2	

SECTION VI. C. - OPERATING LINE ITEM NARRATIVES

520110 – OFFICER SAFETY EQUIPMENT **$ 3,300**

The body camera and the electronic control device are now being combined into an annual service for the two devices to work simultaneously to store information continually. It is a requirement of law enforcement to use the body cameras for recording purposes and the electronic control devices for safety of the officers.

520233 – TOWING SERVICE **$ 90**

Wrecker services must be paid for the towing of County Vehicles. The cost for a County Vehicle is $90 estimating that one (1) vehicles will be towed this year.

521000 – OFFICE SUPPLIES **$ 1,000**

Routine office supplies are needed for operation (paper, pencils, ribbons, file folders, printer cartridges, etc.). The amount budgeted is based on the projected expenditures for the current fiscal year.

521200 – OPERATING SUPPLIES **$ 1,000**

This account will be used to cover expenses relating to records management. The monthly average cost cannot be used to calculate the budget amount due to spikes in expenditures during the second half of the fiscal year. The budget amount is based on the projected expenditures for the current fiscal year.

522300 - VEHICLE REPAIRS & MAINTENANCE **$ 1,415**

The amount budgeted is based on first estimated expenditures for the current fiscal year; however, the amount is not less than $2,000.00 to cover extraordinary maintenance. This cost is less than previous fiscal years because a new vehicle was purchased this fiscal year.

524100 - VEHICLE INSURANCE **$ 615**

The budget amount per vehicle is the estimate provided by the County's Risk Manager.

524201 - GENERAL TORT LIABILITY INSURANCE **$ 1,590**

General tort liability insurance amounts are allocated based on the number and liability classification of personnel. The budget amount is 5% more than the current fiscal year's expenditure ($1,514), as recommended by the County's Risk Manager.

524202 – SURETY BOND **$ 0**

Surety bonds are paid every 3 fiscal years and will be paid again in fiscal year 2024.

525021 – SMART PHONES **$ 1,200**

This account is used to pay cell phone charges for communication which should not be exchanged over the radio.

525030 – 800 MHz RADIO SERVICE CHARGES **$ 708**

The 800 MHz radios are required for communication. We have five sites to obtain complete coverage. The amount budgeted does not consider the 16% legislative discount we are currently receiving because we have no guarantee that this will continue next fiscal year.

525031 – 800 MHz RADIO MAINTENANCE CONTRACTS **$ 85**

The 800 MHz radios are covered under a maintenance contract that covers some repairs that are required due to age and excessive use. Please see the 800 MHz radio detail schedule in the appendixes for cost allocation. The yearly estimated maintenance cost per radio is $85.

525041 – E-MAIL SERVICE CHARGES **$ 258**

E-mail service is a vital tool for communication among all individuals not just within Lexington County.
2 users * $10.75 per month * 12 months = $258.

525210 – CONFERENCE, MEETING & TRAINING EXP. **$ 1,000**

To meet requirements for certification, SC Code of Laws, Section 23-23-10 training must be attended. These include: Class I enforcement personnel (40 hours/3 years), Class III dispatch personnel (in-service legal updates) and reserve officer (in-service once a month). This reflects in-house training needs required by law and Accreditation standards to provide to personnel. The academy does not teach these courses, and in many cases, employees must be sent outside the county for training so that they may maintain their certification and acquire advancement in technical fields. Training seminars requested during the year may vary as they are offered.

525230 - SUBSCRIPTIONS, DUES & BOOKS **$ 80**

Various subscriptions and memberships are needed as they relate to law enforcement statistics, training, and legal updates. These subscriptions and organizational memberships provide information that assist with the daily management, operations, and industry trends. The amount budgeted is based on the projected expenditures for the current fiscal year.

525240 – PERSONAL MILEAGE REIMBURSEMENT **$ 1,500**

This account may be needed in the event an officer must use a personal vehicle for county business. This amount is an estimate because the charges are not consistent.

525400 - GAS, FUEL & OIL **$ 3,469**

The budget amount is calculated using the average monthly expenditures for the current fiscal year annualized with an additional 15% increase for the unstable fuel market. The budget amount is prorated equally among all vehicles assigned to the organization. Individual vehicle costs are not calculated due to reassignment of vehicles with different job functions. The reassignment allows for efficient utilization of all fleet vehicles.

COUNTY OF LEXINGTON
LE / FORFEITURE FUNDS (NARCOTICS)
Annual Budget
FY 2022-23 - Estimated Revenue

Object Code	Revenue Account Title	Actual 2020-21	Received Thru Nov 2021-22	Amended Budget Thru Nov 2021-22	Projected Revenues Thru Jun 2021-22	Requested 2022-23	Recommend 2022-23	Approved 2022-23
	***L/E - Forfeiture Funds (Narcotics) 2630:**							
	Revenues:							
438906	Auction Sales/Law Enforcement	0	58	0	0	100		
456400	Narcotics Confiscation	125,857	0	123,413	123,413	48,080		
461000	Investment Interest	264	104	0	0	0		
	**** Total Revenue**	126,121	162	123,413	123,413	48,180		
	*****Total Appropriations**				109,849	0		
	Contingency:							
	Unused				109,849			
	FUND BALANCE							
	Beginning of Year				280,102	403,515		
	FUND BALANCE - Projected							
	End of Year				403,515	451,695		

Fund 2630
Division: Law Enforcement
Organization: 151280 - LE/Narcotics

Object Code	Expenditure Classification	2020-21 Expend	2021-22 Expend (Dec)	2021-22 Amended (Dec)	BUDGET 2022-23 Requested	2022-23 Recommend	2022-23 Approved
	Personnel						
	*** Total Personnel**	**0**	**0**	**0**	**0**		
	Operating Expenses						
529903	Contingency	0	0	109,849	0		
	*** Total Operating**	**0**	**0**	**109,849**	**0**		
	**** Total Personnel & Operating**	**0**	**0**	**109,849**	**0**		
	Capital						
	**** Total Capital**	**0**	**0**	**0**	**0**		
	***** Total Budget Appropriation**	**0**	**0**	**109,849**	**0**		

SECTION V. – PROGRAM OVERVIEW

The State forfeiture fund is a collection of monies from narcotic seizures that have been forfeited through the court process. State law mandates that these funds be used specifically for narcotic law enforcement.

SECTION VI. A. - SUMMARY OF REVENUES

438906 – AUCTION SALES/LAW ENFORCEMENT **$ 100**

The proceeds from the sale of property forfeited by the owner is placed in this revenue account. The property was seized as part of a drug seizure. The amount is minimal each year.

456400 –NARCOTICS CONFISCATION **$ 48,080**

Narcotic confiscation revenue results from seizures related to drug cases. After the case has been through the court process, a portion or all of the seized funds are forfeited and by SC State law a portion remains with the Lexington County Sheriff's Department to fund future law enforcement expenses as it relates to narcotic drug cases.

COUNTY OF LEXINGTON
INMATE SERVICES
Annual Budget
FY 2022-23 Estimated Revenue

Object Code	Revenue Account Title	Actual 2020-21	Received Thru Nov 2021-22	Amended Budget Thru Nov 2021-22	Projected Revenues Thru Jun 2021-22	Requested 2022-23	Recommend 2022-23	Approved 2022-23
	***L/E - Inmate Services 2632:**							
	Revenues:							
438201	Inmate Phone System	620,073	312,993	529,566	529,566	737,184		
438203	LE Canteen Proceeds	241,561	136,976	236,972	236,972	344,845		
438208	LE Inmate Medical Services Fees	4,279	2,730	1,473	1,473	5,460		
461000	Investment Interest	2,089	518	0	0	0		
	**** Total Revenue**	868,002	453,217	768,011	768,011	1,087,489		
	*****Total Appropriation**				1,145,091	844,251		
	Contingency:							
	Unused				269,744			
	FUND BALANCE							
	Beginning of Year				1,206,589	1,099,253		
	FUND BALANCE - Projected							
	End of Year				1,099,253	1,342,491		

COUNTY OF LEXINGTON
INMATE SERVICES
Annual Budget
Fiscal Year - 2022-23

Fund 2632
Division: Law Enforcement
Organization: 151300 - LE/Jail Operations

Object Code	Expenditure Classification	2020-21 Expend	2021-22 Expend (Dec)	2021-22 Amended (Dec)	BUDGET 2022-23 Requested	BUDGET 2022-23 Recommend	BUDGET 2022-23 Approved
	Personnel						
510100	Salaries & Wages - 1	61,317	18,830	59,944	55,923		
510199	Special Overtime	20,994	3,235	28,000	6,270		
511112	FICA - Employer's Portion	5,752	1,621	6,728	4,758		
511114	Police Retirement - Employer Portion	14,293	3,522	16,920	13,210		
511120	Employee Insurance - 1	7,800	3,900	7,800	7,800		
511130	Workers Compensation	2,849	764	2,074	2,152		
519999	Personnel Contingency	0	0	2,310	2,703		
	*** Total Personnel**	**113,005**	**31,872**	**123,776**	**92,816**		
	Operating Expenses						
520200	Contracted Services	4,497	2,250	4,800	4,800		
520300	Professional Services	601,936	213,520	671,658	707,440		
520318	Drug & Alcohol Abuse Counseling	24,500	8,167	25,000	25,000		
521000	Office Supplies	0	0	50	50		
521200	Operating Supplies	1,525	1,685	5,000	5,000		
521208	Police Supplies	0	0	200	200		
524201	General Tort Liability Insurance	1,476	1,476	1,637	1,550		
524202	Surety Bonds	0	0	0	0		
525021	Smart Phone Charges	540	225	540	600		
525041	E-mail Service Charges	129	54	129	129		
525210	Conference, Meeting & Training Expenses	564	0	1,000	1,000		
525230	Subscriptions, Dues, & Books	30	0	30	30		
525600	Uniforms & Clothing	0	0	400	400		
529903	Contingency	0	0	269,744	0		
	*** Total Operating**	**635,197**	**227,377**	**980,188**	**746,199**		
	**** Total Personnel & Operating**	**748,202**	**259,249**	**1,103,964**	**839,015**		
	Capital						
540000	Small Tools & Minor Equipment	878	0	0	5,236		
540010	Minor Software	0	0	0	0		
	All Other Equipment	0	1,177	41,127	0		
	**** Total Capital**	**878**	**1,177**	**41,127**	**5,236**		
	***** Total Budget Appropriation**	**749,080**	**260,426**	**1,145,091**	**844,251**		

SECTION V. - PROGRAM OVERVIEW

The inmate services program is a special revenue fund used to provide various needs of the inmates. The funds used in this account are generated by revenue received from inmate canteen sales, phone calls, medical visits and work release programs.

SECTION VI.A. - LISTING OF REVENUE

438201 INMATE PHONE SYSTEM **$737,184**

This revenue is generated by inmates making phone calls and citizens calling an inmate.

438203 LE CANTEEN PROCEEDS **$344,845**

This is commission earned from inmates purchasing snacks, drinks, socks, shoes, etc. from our contracted canteen vendor. LCSD earns 41.1% from the commissionable sales. This revenue has been down for the past six months due to the decreased inmate population.

438208 INMATE MEDICAL SERVICES FEES **$ 5,460**

Each time an inmate sees the doctor or nurse they are charged a $5.00 co-pay which is deducted from their canteen commissary fund.

SECTION VI. B. – LISTING OF POSITIONS

Current Staffing Level:

		Full Time Equivalent			
	Positions	General Fund	Other Fund	Total	Grade
Law Enforcement/Administration:					
Sergeant	1		1	1	SO5
Totals	1	0	1	1	

SECTION VI. C. - OPERATING LINE ITEM NARRATIVES

520200 – CONTRACTED SERVICES **$ 4,800**

Cable service is needed for the inmates. The monthly cost has increased to $400 per month; therefore, the annual cost is $4,800.

520300 – PROFESSIONAL SERVICES **$ 707,440**

This contract is to provide mental health services for inmates and other professional services not known at this time. The current annual cost for contracted services is $656,580. An increase for CPI of 4.7% is $30,860, for a total of $687,440. The other professional services are estimated at $20,000.

520318 – DRUG & ALCOHOL ABUSE COUNSELING **$ 25,000**

Drug and alcohol abuse counseling is provided through a contract with the Lexington Richland Drug Abuse Counseling agency. This counseling is purposed to reduce the number of repeat offenders.

521000 - OFFICE SUPPLIES **$ 50**

Major expenditures in this account are folders, pens, laser printer cartridges etc. required for training programs. The amount budgeted is based on the projected cost for the current fiscal year.

521200 – OPERATING SUPPLIES **$ 5,000**

This account is used to pay operating supply expense for the Training officer assigned to this fund items used as incentives for good inmate behavior.

521208 - POLICE SUPPLIES **$ 200**

Officers must be supplied with items such as flashlights, handcuffs, summons books, holders, etc. to perform daily job duties. The amount budgeted is an estimate of $200 per year.

524201 - GENERAL TORT LIABILITY INSURANCE **$ 1,550**

General tort liability insurance amounts are allocated based on the number and liability classification of personnel. The budget amount is recommended by the County's Risk Manager.

524202 – SURETY BONDS **$ 0**

Surety bonds are paid every 3 fiscal years and the next payment will be due fiscal year 2024.

525020 – SMART PHONE CHARGES **$ 600**

A smart phone is needed for the training officer assigned to this fund. The estimated annual cost $540.

525041 – E-MAIL SERVICE CHARGES **$ 129**

E-mail service is a vital tool for communications. The budget is an estimate of $129 per year.

525210 – CONFERENCE, MEETING & TRAINING EXP. **$ 1,000**

Conferences, meetings, and training are needed to ensure the officers are up to date on industry trends, encourage networking and collaboration with other law enforcement officers. Training is also required to maintain various specialized certifications needed for the area of expertise.

525230 - SUBSCRIPTIONS, DUES & BOOKS **$ 30**

Various subscriptions and memberships are needed as they relate to law enforcement statistics, training, and legal updates. These subscriptions and organizational memberships provide information that assist with the daily management, operations, and industry trends.

525600 - UNIFORMS & CLOTHING **$ 400**

Uniforms are required under Section 23-13-30 of the SC Code of Laws. Each officer receives replacement uniforms once a year and boots every other year. Correctional Officers do not receive body armor unless they are assigned to the transportation unit. The items needed this year are as follows:

(3) replacement uniforms $100 each - $300
(1) pair of boots $100 each - $100

SECTION VI. D. - CAPITAL LINE ITEM NARRATIVES

540000 – SMALL TOOLS & MINOR EQUIPMENT **$ 5,236**

Replacement items that benefit the inmates will be charged to this account. Please see the list below for specifics and a line item for unknowns.

(12) Attorney room chairs	$ 858
(3) Laundry carts	$1,190
(20) Hair clippers	$1,188
Items unknown at this time	$2,000

COUNTY OF LEXINGTON
SCHOOL DISTRICT #1 RESOURCE OFFICERS
Annual Budget
FY 2022-23 Estimated Revenue

Object Code	Revenue Account Title	Actual 2020-21	Received Thru Nov 2021-22	Amended Budget Thru Nov 2021-22	Projected Revenues Thru Jun 2021-22	Requested 2022-23	Recommend 2022-23	Approved 2022-23
	***L/E - School District #1 2633:**							
	Revenues:							
452010	School Crossing Guards	57,800	14,988	58,357	58,357	65,401		
456100	Program Income	1,148,577	274,113	1,325,936	1,325,936	1,370,435		
458006	SC Dept of Education School Safety	0	0	0	0	0		
461000	Investment Interest	0	0	0	0	0		
801000	Op Trn from General Fund/LE	486,682	0	441,979	441,979	456,812		
	**** Total Revenue**	1,693,059	289,101	1,826,272	1,826,272	1,892,648		
	*****Total Appropriation**				1,911,308	1,877,601		
	Contingency: Unused							
	FUND BALANCE Beginning of Year				361,209	276,173		
	FUND BALANCE - Projected End of Year				276,173	291,220		

The school resource officer program is funded 75% by the school district and 25% by the Lexington County Sheriff's Department.
The school crossing guard program is funded 100% by the school district on a reimbursement basis plus an administrative fee.

COUNTY OF LEXINGTON
SCHOOL DISTRICT #1 RESOURCE OFFICERS
Annual Budget
Fiscal Year - 2022-23

Fund 2633
Division: Law Enforcement
Organization: 151202 - LE/School Resource Officers

Object Code	Expenditure Classification	2020-21 Expend	2021-22 Expend (Dec)	2021-22 Amended (Dec)	BUDGET 2022-23 Requested	BUDGET 2022-23 Recommend	BUDGET 2022-23 Approved
	Personnel						
510100	Salaries & Wages - 20	825,477	397,138	929,458	936,903		
510199	Special Overtime	37,793	20,135	46,712	37,995		
511112	FICA - Employer's Portion	62,517	30,382	74,677	74,580		
511114	Police Retirement - Employer's Portion	150,357	72,536	187,815	207,068		
511120	Employee Insurance - 20	156,000	78,000	156,000	156,000		
511130	Workers Compensation	29,884	14,452	33,776	33,731		
511214	PORS - Employer Portion (Retiree)	0	0	0	0		
519999	Personnel Contingency	0	0	19,524	37,236		
	*** Total Personnel**	**1,262,028**	**612,643**	**1,447,962**	**1,483,513**		
	Operating Expenses						
520110	Officer Safety Equipment	42,180	0	50,000	59,400		
520233	Towing Service	75	0	150	450		
521200	Operating Supplies	0	0	100	0		
521208	Police Supplies	0	0	200	1,000		
522300	Vehicle Repairs & Maintenance	4,759	4,767	27,000	28,300		
524100	Vehicle Insurance - 20	13,069	11,774	12,300	12,300		
524101	Comprehensive Insurance - 13	2,204	2,062	2,844	3,094		
524201	General Tort Liability Insurance	35,431	29,526	37,203	31,003		
524202	Surety Bonds - 20	145	0	0	0		
525004	WAN Service Charges	9,122	3,801	9,360	9,360		
525021	Smart Phone Charges	10,800	3,941	10,800	12,000		
525030	800 MHz Radio Service Charges - 20/2	14,176	5,858	14,160	15,576		
525031	800 MHz Radio Maintenance Contracts	1,011	1,215	1,600	1,760		
525041	E-mail Service Charges - 20	2,064	849	2,580	2,580		
525210	Conference, Meeting & Training Expense	1,913	532	2,800	2,800		
525230	Subscriptions, Dues, and Books	540	600	600	600		
525400	Gas, Fuel, & Oil	19,452	10,904	20,000	28,790		
525600	Uniforms & Clothing	4,693	3,240	9,720	9,720		
529903	Contingency	0	0	61,247	0		
	*** Total Operating**	**161,634**	**79,069**	**262,664**	**218,733**		
	**** Total Personnel & Operating**	**1,423,662**	**691,712**	**1,710,626**	**1,702,246**		
	Capital						
540000	Small Tools & Minor Equipment	0	0	1,000	1,000		
	All Other Equipment	107,774	0	137,153	0		
	(2) Marked SUVs w/Equip	0	0	0	124,000		
	**** Total Capital**	**107,774**	**0**	**138,153**	**125,000**		
	***** Total Budget Appropriation**	**1,531,436**	**691,712**	**1,848,779**	**1,827,246**		

COUNTY OF LEXINGTON
SCHOOL DISTRICT #1 RESOURCE OFFICERS
Annual Budget
Fiscal Year - 2022-23

Fund 2633
Division: Law Enforcement
Organization: 151203 - LE/SC Dept of Education SRO

Object Code	Expenditure Classification	2020-21 Expend	2021-22 Expend (Dec)	2021-22 Amended (Dec)	2022-23 Requested	*BUDGET* 2022-23 Recommend	2022-23 Approved
	Personnel						
510100	Salaries & Wages - 4	0	0	0	0		
510200	Overtime	0	0	0	0		
511112	FICA - Employer's Portion	0	0	0	0		
511114	Police Retirement - Employer's Portion	0	0	0	0		
511120	Employee Insurance - 4	0	0	0	0		
511130	Workers Compensation	0	0	0	0		
519999	Personnel Contingency	0	0	0	0		
	*** Total Personnel**	**0**	**0**	**0**			
	Operating Expenses						
520110	Officer Safety Equipment	0	0	0	0		
521208	Police Supplies	0	0	0	0		
522300	Vehicle Repairs & Maintenance	0	0	0	0		
524100	Vehicle Insurance - 4	0	0	0	0		
524101	Comprehensive Insurance - 4	0	0	0	0		
524201	General Tort Liability Insurance	0	0	0	0		
524202	Surety Bonds - 4	0	0	0	0		
525004	WAN Service Charges	0	0	0	0		
525021	Smart Phone Charges	0	0	0	0		
525030	800 MHz Radio Service Charges - 4	0	0	0	0		
525041	E-mail Service Charges - 4	0	0	0	0		
525210	Conference, Meeting & Training Expense	0	0	0	0		
525230	Subscriptions, Dues, and Books	0	0	0	0		
525400	Gas, Fuel, & Oil	0	0	0	0		
525600	Uniforms & Clothing	0	0	0	0		
	*** Total Operating**	**0**	**0**	**0**	**0**		
	**** Total Personnel & Operating**	**0**	**0**	**0**	**0**		
	Capital						
540000	Small Tools & Minor Equipment	0	0	0	0		
	All Other Equipment	40,452	0	0	0		
	**** Total Capital**	**40,452**	**0**	**0**	**0**		
	***** Total Budget Appropriation**	**40,452**	**0**	**0**	**0**		

COUNTY OF LEXINGTON
SCHOOL DISTRICT #1 RESOURCE OFFICERS
Annual Budget
Fiscal Year - 2022-23

Fund 2633
Division: Law Enforcement
Organization: 151250 - School Crossing Guards

Object Code	Expenditure Classification	2020-21 Expend	2021-22 Expend (Dec)	2021-22 Amended (Dec)	2022-23 Requested	*BUDGET* 2022-23 Recommend	2022-23 Approved
	Personnel						
510300	Part Time - (LS)	28,399	15,852	31,811	36,490		
511112	FICA - Employer's Portion	2,186	1,226	2,434	2,792		
511113	State Retirement - Employer's Portion	4,144	2,385	5,268	6,043		
511130	Workers Compensation	915	500	936	1,081		
511131	S.C. Unemployment	1	0	0	0		
519999	Personnel Contingency	0	0	19,524	1,392		
	*** Total Personnel**	**35,645**	**19,963**	**59,973**	**47,798**		
	Operating Expenses						
521209	School Patrol Supplies	0	0	900	901		
524201	General Tort Liability Insurance	1,534	1,534	1,620	1,620		
524202	Surety Bonds	90	0	0	0		
525100	Postage	23	5	36	36		
	*** Total Operating**	**1,647**	**1,539**	**2,556**	**2,557**		
	**** Total Personnel & Operating**	**37,292**	**21,502**	**62,529**	**50,355**		
	Capital						
	**** Total Capital**	**0**	**0**	**0**	**0**		
	***** Total Budget Appropriation**	**37,292**	**21,502**	**62,529**	**50,355**		

SECTION IV

COUNTY OF LEXINGTON
Capital Item Summary
Fiscal Year - 2022-2023

Fund #	2633	Fund Title:	LE/School District #1
Organization #	151202	Organization Title:	LE/School Resource Officers 75/25
Program	150	Program Title:	Law Enforcement

Qty	Item Description	***BUDGET*** 2022-23 Requested Amount
	Small Tools and Minor Equipment	1,000
2	Rpl Marked SUV w/Equip	124,000

**** Grand Total Capital (Transfer Total to Section I and II)** **125,000**

SECTION V. - PROGRAM OVERVIEW

The Lexington County Sheriff's Department provides contracted services for school resource officers (SROs). The School Resource Officer program provides for the safety and the security of the students in every high school, most middle schools, and some elementary schools in all of Lexington County's school districts. The Lexington County Sheriff's Department and the School Officials are working together to provide a learning environment for the students that will be safe. The State of South Carolina has seen the crime rate rise and Lexington County experiences an increase of school related incidents such as gang and drug activity. The presence of law enforcement officers in the schools should deter such criminal activity. The school district pays 75% of the cost associated with the school resource officer program and the Lexington County Sheriff's Department pays 25% of the cost associated with the program.

SECTION VI. B. – LISTING OF POSITIONS

Current Staffing Level:

	Positions	Full Time Equivalent General Fund	Other Fund	Total	Grade
Law Enforcement/Administration:					
Senior Deputy	20		20	20	S02
Totals	20	0	20	20.000	

SECTION VI. C. – OPERATING LINE ITEM NARRATIVES

520110 – OFFICER SAFETY EQUIPMENT **$ 59,400**

This account is for the department's maintenance plan for an electronic control device and body camera. These devices are critical to the officer by providing an accurate account of incidents and a non-lethal weapon during incidents.

520233 – TOWING SERVICE **$ 450**

Wrecker services must be paid for the towing of County Vehicles. The budget estimates two (2) vehicles at $90 each.

521200 - OPERATING SUPPLIES **$ 0**

School Resource Officers generally do not need operating supplies; however, $100 is requested for unforeseen circumstances that arise with the 20 officer positions.

521208 – POLICE SUPPLIES **$ 1,000**

Officers need items such as handcuffs, pepper spray, ASP batons, restraints, leg irons, transport belts, summons books etc. to perform daily job duties. Some of these items are not replaced on a regular basis, so expenditures vary from year to year. The amount budgeted is based on the expenditure projection for this fiscal year.

522300 - VEHICLE REPAIRS AND MAINTENANCE **$ 28,300**

The amount budgeted is based estimated expenditures. Please see the vehicle detail schedule in the appendixes for cost allocation.

524100 - VEHICLE INSURANCE **$ 12,300**

The budget amount is the estimate provided by the County's Risk Manager. Please see the vehicle detail schedule in the appendixes for cost allocation.

524101 – COMPREHENSIVE INSURANCE **$ 3,094**

Comprehensive insurance is placed on 12 of the 20 vehicles assigned to this organization.

524201 - GENERAL TORT LIABILITY INSURANCE **$ 31,003**

General tort liability insurance amounts are allocated based on the number and liability classification of personnel. The budget amount is 5% more than the current fiscal year's expenditure ($29,526), as recommended by the County's Risk Manager.

524202 – SURETY BONDS **$ 0**

Surety bonds are paid every 3 fiscal years and the next payment will be due fiscal year 2024.

525004 – WAN SERVICE CHARGES **$ 9,360**

This account is used to pay connection charges for wide area networks. This enables connections to the Records Management System. The annual cost per deputy is $468. There are 20 SROs in this cost center.

525021 – SMART PHONE CHARGES **$ 12,000**

All vital communications cannot occur over the 800 MHz radio system. Therefore, mobile telephones are required for immediate response when required. The Smart Phone enables data transmissions in addition to the other services available with our current cell phone plan and can will replace the point and shoot camera currently issued to deputies. The annual cost per deputy is $600. There are 20 SROs in this cost center.

525030 – 800 MHz RADIO SERVICE CHARGES **$ 15,576**

The 800 MHz radios are required for communication. Please see the 800 MHz radio detail schedule in the appendixes for cost allocation. This includes the cost of two additional in-car radios.

525031 – 800 MHz RADIO MAINTENANCE CHARGES **$ 1,760**

The 800 MHz radios are required for communication. Please see the 800 MHz radio detail schedule in the appendixes for cost allocation.

525041 – E-MAIL SERVICE CHARGES **$ 2,580**

E-mail service is a vital tool for communication among all individuals not just within Lexington County. The annual charge is $129 per account.

525210 – CONFERENCE, MEETING & TRAINING EXP. **$ 2,800**

School Resource officers must be sent for training so that they may maintain their certification and acquire advancement in technical fields. The certification class is $140 per officer through SCCJA. The budget amount per officer is $140.

525230 – SUBSCRIPTIONS, DUES, & BOOKS **$ 600**

The certified law enforcement officer dues for the South Carolina Law Enforcement Association are paid from this account. The cost for dues per SRO is $30.

525400 - GAS, FUEL, AND OIL **$ 28,790**

The budget amount is based on the projected expenditures for the current fiscal year. The budget amount is prorated equally among all vehicles assigned to the organization. Individual vehicle costs are not calculated due to reassignment of vehicles with different job functions. The reassignment allows for efficient utilization of all fleet vehicles.

525600 – UNIFORMS AND CLOTHING **$ 9,720**

Uniforms are required under Section 23-13-30 of the SC Code of Laws. Each officer receives replacement uniforms once a year, replacement body armor every 5 years, boots every other year. The items needed this year are as follows:

(40) replacement uniforms $100 each - $4,000
(16) pairs of boots $100 each - $1,600
(5) replacement body armors $824 each - $4,120

SECTION VI. D. - CAPITAL LINE ITEM NARRATIVES

SMALL TOOLS & MINOR EQUIPMENT **$ 1,000**

There are many items classified as small tools and minor equipment. This budget is only an estimate to replace items that are broken.

(2) RPL. MARKED SUV W/EQUIP **$ 124,000**

The requested replacement is in accordance with our capital replacement plan as recommended by the County Fleet Manager. The cost per unit is $62,000.

LEXINGTON COUNTY SHERIFF'S DEPARTMENT
SCHOOL CROSSING GUARD COSTS
SCHOOL DISTRICT 1
2022-2023

	Number of Guards	Total Hours Per Day	School Days Per Year	Total Hours Worked Per Year	Hourly Pay Rate 14.480	Total Salary Charged	FICA 7.65%	SCRS 16.56%	Worker's Compensation 2.96%	TOTAL PERSONNEL CHARGED TO SCHOOL DISTRICT	POTENTIAL 3% SALARY INCREASE	General Tort $270 per Guard $270	Postage Per SCG $ 6.00	Surety Bonds $10 Per SCG $ -	Estimated Equipment $ 150.00	TOTAL OPERATING CHARGED TO SCHOOL DISTRICT	TOTAL BUDGET APPROPRIATION	TOTAL ADMINISTRATIVE FEE CHARGED TO SCHOOL DISTRICT (Attachment A) $2,507.57	TOTAL COST CHARGED TO SCHOOL DISTRICT
District 1																			
	1	2.00	180	360.00	14.480	$ 5,212.80	$ 398.78	$ 863.24	$ 154.30	$ 6,629.12	$ 198.87	$ 270.00	$ 6.00	$ -	$ 150.00	$ 426.00	$ 7,253.99	$ 2,507.57	**$ 9,761.56**
	1	2.00	180	360.00	14.480	$ 5,212.80	$ 398.78	$ 863.24	$ 154.30	$ 6,629.12	$ 198.87	$ 270.00	$ 6.00	$ -	$ 150.00	$ 426.00	$ 7,253.99	$ 2,507.57	**$ 9,761.56**
	1	1.75	180	315.00	14.480	$ 4,561.20	$ 348.93	$ 755.33	$ 135.01	$ 5,800.47	$ 174.01	$ 270.00	$ 6.00	$ -	$ 150.00	$ 426.00	$ 6,400.49	$ 2,507.57	**$ 8,908.06**
	1	3.25	180	585.00	14.480	$ 8,470.80	$ 648.02	$1,402.76	$ 250.74	$ 10,772.32	$ 323.17	$ 270.00	$ 6.00	$ -	$ 150.00	$ 426.00	$ 11,521.49	$ 2,507.57	**$ 14,029.06**
	1	1.75	180	315.00	14.480	$ 4,561.20	$ 348.93	$ 755.33	$ 135.01	$ 5,800.47	$ 174.01	$ 270.00	$ 6.00	$ -	$ 150.00	$ 426.00	$ 6,400.49	$ 2,507.57	**$ 8,908.06**
	1	3.25	180	585.00	14.480	$ 8,470.80	$ 648.02	$1,402.76	$ 250.74	$ 10,772.32	$ 323.17	$ 270.00	$ 6.00	$ -	$ 150.00	$ 426.00	$ 11,521.49	$ 2,507.57	**$ 14,029.06**
District 1 Total	**6**	**14.00**		**2,520.00**		**$36,489.60**	**$2,791.46**	**$6,042.66**	**$ 1,080.10**	**$ 46,403.82**	**$ 1,392.11**	**$1,620.00**	**$36.00**	**$ -**	**$ 900.01**	**$ 2,556.01**	**$ 50,351.94**	**$ 15,045.42**	**$ 65,397.36**
	BUDGET AMOUNTS					**36,490.00**	**2,792.00**	**6,043.00**	**1,081.00**	**46,406.00**	**1,392.00**	**1,620.00**	**36.00**	**0.00**	**901.00**	**2,557.00**	**50,355.00**	**15,046.00**	**65,401.00**

SECTION V. – PROGRAM OVERVIEW

School Crossing Guards ensure the safety of our children during arrival and departure from school. Lexington County School District's # 1, #3, and #5 have requested school crossing guards. The school crossing guards are hired and maintained by the Lexington County Sheriff's Department and substitutes on an as needed basis. The school districts pay 100% of the cost associated with scheduled hours for school crossing guards as well as an administrative fee that covers our cost for management of the program.

SECTION VI. B. – LISTING OF POSITIONS

Current Staffing Level:

	Positions	Full Time Equivalent General Fund	Other Fund	Total	Grade
Law Enforcement/Administration:					
School Crossing Guard	6		0.83	0.83	101 L/S
Totals	6	0	0.83	0.83	

SECTION VI. C. – OPERATING LINE ITEM NARRATIVES

521209 – SCHOOL PATROL SUPPLIES $ 901

Supplies such as vests, signs, lights, rain gear, batteries and other safety equipment is required for the school crossing guards to be visible for the safety of the children and for awareness purposes of citizens.

524201 – GENERAL TORT INSURANCE $ 1,620

General tort liability insurance amounts are allocated based on the number and liability classification of personnel. The budgeted amount is 5% above current FY expenditure, as recommended by the County's Risk Manager.

524202 – SURETY BONDS $ 0

Surety bonds are paid every 3 fiscal years and will not be paid again until fiscal year 2024.

525100 – POSTAGE $ 36

Postage is required for the bi-weekly mailing of the payroll deposit amounts to the school crossing guards. Most school crossing guards obtain their payroll information via the internet and the mailing of this information is no longer needed.

COUNTY OF LEXINGTON
SCHOOL DISTRICT #2 RESOURCE OFFICERS
Annual Budget
FY 2022-23 Estimated Revenue

Object Code	Revenue Account Title	Actual 2020-21	Received Thru Nov 2021-22	Amended Budget Thru Nov 2021-22	Projected Revenues Thru Jun 2021-22	Requested 2022-23	Recommend 2022-23	Approved 2022-23
	***L/E - School District #2 2634:**							
	Revenues:							
456100	Program Income	122,648	24,685	194,159	194,159	124,933		
458006	SC Dept of Education School Safety	0	0	0	0	0		
461000	Investment Interest	0	0	0	0	0		
801000	Op Trn from General Fund/LE	53,808	0	64,719	64,719	41,644		
	**** Total Revenue**	176,456	24,685	258,878	258,878	166,577		
	*****Total Appropriation**				317,876	166,577		
	Contingency: Unused							
	FUND BALANCE Beginning of Year				116,101	57,103		
	FUND BALANCE - Projected End of Year				57,103	57,103		

The school resource officer program is funded 75% by the school district and 25% by the Lexington County Sheriff's Department.

COUNTY OF LEXINGTON
SCHOOL DISTRICT #2 RESOURCE OFFICERS
Annual Budget
Fiscal Year - 2022-23

Fund 2634
Division: Law Enforcement
Organization: 151202 - LE/School Resource Officers

Object Code	Expenditure Classification	2020-21 Expend	2021-22 Expend (Dec)	2021-22 Amended (Dec)	2022-23 Requested	*BUDGET* 2022-23 Recommend	2022-23 Approved
	Personnel						
510100	Salaries & Wages - 2	94,014	20,708	95,503	86,176		
510199	Special Overtime	4,784	624	10,000	5,000		
511112	FICA - Employer's Portion	7,171	1,628	8,071	6,975		
511114	Police Retirement - Employer's Portion	9,681	3,233	20,299	19,366		
511120	Employee Insurance - 2	15,600	7,800	15,600	15,600		
511130	Workers Compensation	3,420	739	3,651	3,155		
511214	PORS - Employer Portion (Retiree)	7,528	0	0	0		
519999	Personnel Contingency	0	0	2,110	3,422		
	*** Total Personnel**	**142,198**	**34,732**	**155,234**	**139,694**		
	Operating Expenses						
520110	Officer Safety Equipment	4,218	0	5,000	6,600		
521200	Operating Supplies	0	0	50	0		
521208	Police Supplies	0	0	100	180		
522300	Vehicle Repairs & Maintenance	1,806	246	2,700	2,830		
524100	Vehicle Insurance - 2	1,230	1,845	1,230	1,230		
524101	Comprehensive Insurance - 2	0	0	474	0		
524201	General Tort Liability Insurance	4,429	2,953	4,650	3,101		
524202	Surety Bonds - 2	21	0	0	0		
525004	WAN Service Charges - 2	912	380	936	936		
525021	Smart Phone Charges - 2	1,080	450	1,080	1,200		
525030	800 MHz Radio Service Charges - 2	1,406	586	1,416	1,416		
525031	800 MHz Radio Maintenance Contracts	119	121	160	170		
525041	E-mail Service Charges - 2	172	54	258	258		
525210	Conference, Meeting & Training Expense	0	0	280	280		
525230	Subscriptions, Dues, and Books	60	60	60	60		
525400	Gas, Fuel, & Oil	5,186	2,689	6,000	7,098		
525600	Uniforms & Clothing	693	0	2,248	1,324		
529903	Contingency	0	0	87,247	0		
	*** Total Operating**	**21,332**	**9,384**	**113,889**	**26,683**		
	**** Total Personnel & Operating**	**163,530**	**44,116**	**269,123**	**166,377**		
	Capital						
540000	Small Tools & Minor Equipment	0	0	0	200		
540010	Minor Software	0	0	0	0		
	All Other Equipment	0	0	48,753	0		
	**** Total Capital**	**0**	**0**	**48,753**	**200**		
	***** Total Budget Appropriation**	**163,530**	**44,116**	**317,876**	**166,577**		

COUNTY OF LEXINGTON
SCHOOL DISTRICT #2 RESOURCE OFFICERS
Annual Budget
Fiscal Year - 2022-23

Fund 2634
Division: Law Enforcement
Organization: 151203 - LE/SC Dept of Education SRO

Object Code	Expenditure Classification	2020-21 Expend	2021-22 Expend (Dec)	2021-22 Amended (Dec)	2022-23 Requested	BUDGET 2022-23 Recommend	BUDGET 2022-23 Approved
	Personnel						
510100	Salaries & Wages - 1	0	0	0	0		
510200	Overtime	0	0	0	0		
511112	FICA - Employer's Portion	0	0	0	0		
511114	Police Retirement - Employer's Portion	0	0	0	0		
511120	Employee Insurance - 1	0	0	0	0		
511130	Workers Compensation	0	0	0	0		
519999	Personnel Contingency	0	0	0	0		
	*** Total Personnel**	**0**	**0**	**0**	**0**		
	Operating Expenses						
520110	Officer Safety Equipment	0	0	0	0		
521208	Police Supplies	0	0	0	0		
522300	Vehicle Repairs & Maintenance	0	0	0	0		
524100	Vehicle Insurance - 1	0	0	0	0		
524101	Comprehensive Insurance - 1	0	0	0	0		
524201	General Tort Liability Insurance	0	0	0	0		
524202	Surety Bonds - 1	0	0	0	0		
525004	WAN Service Charges - 1	0	0	0	0		
525021	Smart Phone Charges	0	0	0	0		
525030	800 MHz Radio Service Charges - 1	0	0	0	0		
525041	E-mail Service Charges - 1	0	0	0	0		
525210	Conference, Meeting & Training Expense	0	0	0	0		
525230	Subscriptions, Dues, and Books	0	0	0	0		
525400	Gas, Fuel, & Oil	0	0	0	0		
525600	Uniforms & Clothing	0	0	0	0		
	*** Total Operating**	**0**	**0**	**0**	**0**		
	**** Total Personnel & Operating**	**0**	**0**	**0**	**0**		
	Capital						
540000	Small Tools & Minor Equipment	0	0	0	0		
540010	Minor Software	0	0	0	0		
	All Other Equipment	10,113	0	0	0		
	**** Total Capital**	**10,113**	**0**	**0**	**0**		
	***** Total Budget Appropriation**	**10,113**	**0**	**0**	**0**		

SECTION IV

COUNTY OF LEXINGTON
Capital Item Summary
Fiscal Year - 2022-2023

Fund # 2634 Fund Title: LE/School District #2
Organization # 151202 Organization Title: LE/School Resource Officers 75/25
Program 150 Program Title: Law Enforcement

Qty	Item Description	***BUDGET*** 2022-23 Requested Amount
	Small Tools and Minor Equipment	200

**** Grand Total Capital (Transfer Total to Section I and II)** **200**

SECTION V. - PROGRAM OVERVIEW

The Lexington County Sheriff's Department provides contracted services for school resource officers (SROs) and school crossing guards. The School Resource Officer program provides for the safety and the security of the students in every high school, most middle schools, and some elementary schools in all of Lexington County's school districts. School Crossing Guards ensure the safety of our children during arrival and departure from school. Not all schools in Lexington County have a school crossing guard and in school district two, the municipalities provide the crossing guards. The Lexington County Sheriff's Department and the School Officials are working together to provide a learning environment for the students that will be safe. The State of South Carolina has seen the crime rate rise and Lexington County experiences an increase of school related incidents such as gang and drug activity. The presence of law enforcement officers in the schools should deter such criminal activity and the presence of school crossing guards assist with slowing traffic to allow the students to arrive and depart school safely.

SECTION VI. B. – LISTING OF POSITIONS

Current Staffing Level:

	Positions	Full Time Equivalent General Fund	Other Fund	Total	Grade
Law Enforcement/Administration:					
Senior Deputy	2		2	2	SO2
Totals	2	0	2	2.000	

SECTION VI. C. – OPERATING LINE ITEM NARRATIVES

520110 – OFFICER SAFETY EQUIPMENT **$ 6,600**

This account is for the department's maintenance plan for an electronic control device and body camera. These devices are critical to the officer by providing an accurate account of incidents and a non-lethal weapon during incidents.

521000 - OFFICE SUPPLIES **$ 0**

School Resource Officers need minimal amounts of office supplies which obtained from the school.

521200 - OPERATING SUPPLIES **$ 0**

School Resource Officers need minimal amounts of operating supplies.

521208 – POLICE SUPPLIES **$ 180**

Officers need items such as handcuffs, pepper spray, ASP batons, restraints, leg irons, transport belts, summons books etc. to perform daily job duties. Some of these items are not replaced on a regular basis, so expenditures vary from year to year. The amount budgeted is based on the expenditure projection for this fiscal year.

522300 - VEHICLE REPAIRS AND MAINTENANCE **$ 2,830**

The amount budgeted is based estimated expenditures for the current fiscal year plus an additional 10% for extraordinary maintenance. The extraordinary maintenance includes transmission overhauls, rear end replacements, and deer collisions. The budget amount is prorated equally among all vehicles assigned to the organization.

524100 - VEHICLE INSURANCE **$ 1,230**

The budget amount is the estimate provided by the County's Risk Manager. Please see the vehicle detail schedule in the appendixes for cost allocation.

524101 – COMPREHENSIVE INSURANCE **$ 0**

Comprehensive insurance was placed on both of the school resource officer vehicles.

524201 - GENERAL TORT LIABILITY INSURANCE **$ 3,101**

General tort liability insurance amounts are allocated based on the number and liability classification of personnel. The budget amount is 5% more than the current fiscal year's expenditure ($2,953), as recommended by the County's Risk Manager.

524202 – SURETY BONDS **$ 0**

Surety bonds are paid every 3 fiscal years and the next payment will be due fiscal year 2024.

525004 – WAN SERVICE CHARGES **$ 936**

This account is used to pay connection charges for wide area networks. This enables connections to the Records Management System. The annual cost per deputy is $468.

525021 – SMART PHONE CHARGES **$ 1,200**

All vital communications cannot occur over the 800 MHz radio system. Therefore, mobile telephones are required for immediate response when required. The Smart Phone enables data transmissions in addition to the other services available with our current cell phone plan and can will replace the point and shoot camera currently issued to deputies. The annual cost per smart phone is $540.

525030 – 800 MHz RADIO SERVICE CHARGES **$ 1,416**

The 800 MHz radios are required for communication. Please see the 800 MHz radio detail schedule in the appendixes for cost allocation.

525031 – 800 MHz RADIO MAINTENANCE CHARGES **$ 170**

The 800 MHz radios are required for communication. Please see the 800 MHz radio detail schedule in the appendixes for cost allocation.

525041 – E-MAIL SERVICE CHARGES **$ 258**

E-mail service is a vital tool for communication among all individuals not just within Lexington County. The monthly charge is $10.75 per account.

525210 – CONFERENCE, MEETING & TRAINING EXP. **$ 280**

School Resource officers must be sent for training so that they may maintain their certification and acquire advancement in technical fields. The certification class is $140 per officer through SCCJA. The budget amount per officer is $140.

525230 – SUBSCRIPTIONS, DUES, & BOOKS **$ 60**

The certified law enforcement officer dues for the South Carolina Law Enforcement Association are paid from this account. The cost for dues per SRO is $30.

525400 - GAS, FUEL, AND OIL **$ 7,098**

The budget amount is based on the projected expenditures for the current fiscal year plus an additional 10% increase for the unstable fuel market. The budget amount is prorated equally among all vehicles assigned to the organization. Individual vehicle costs are not calculated due to reassignment of vehicles with different job functions. The reassignment allows for efficient utilization of all fleet vehicles.

525600 – UNIFORMS AND CLOTHING **$ 1,324**

Uniforms are required under Section 23-13-30 of the SC Code of Laws. Each officer receives replacement uniforms once a year, replacement body armor every 5 years, boots every other year. The items needed this year are as follows:

(4) replacement uniforms $100 each - $400
(1) pairs of boots $100 each - $100
(1) replacement body armors $824 each - $824

SECTION VI. D. - CAPITAL LINE ITEM NARRATIVES

SMALL TOOLS & MINOR EQUIPMENT **$ 200**

There are many items classified as small tools and minor equipment. This budget is only an estimate to replace items that are broken.

COUNTY OF LEXINGTON
FEDERAL NARCOTICS FORFEITURES
Annual Budget
FY 2022-23 - Estimated Revenue

Object Code	Revenue Account Title	Actual 2020-21	Received Thru Nov 2021-22	Amended Budget Thru Nov 2021-22	Projected Revenues Thru Jun 2021-22	Requested 2022-23	Recommend 2022-23	Approved 2022-23
	***L/E - Federal Narcotic Forfeitures 2637:**							
	Revenues:							
456400	Narcotics Confiscation	121,335	0	22,332	22,332	107,283		
461000	Investment Interest	511	89	0	0	0		
490110	Sale of General Fixed Assets - LE	0	0	0	0	0		
	**** Total Revenue**	121,846	89	22,332	22,332	107,283		
	*****Total Appropriations**				301,528	73,550		
	Contingency: Unused							
	FUND BALANCE Beginning of Year				281,910	2,714		
	FUND BALANCE - Projected End of Year				2,714	36,447		

COUNTY OF LEXINGTON
FEDERAL NARCOTICS FORFEITURES
Annual Budget
Fiscal Year - 2022-23

Fund 2637
Division: Law Enforcement
Organization: 151280 - LE/Narcotics

Object Code	Expenditure Classification	2020-21 Expend	2021-22 Expend (Dec)	2021-22 Amended (Dec)	2022-23 Requested	BUDGET 2022-23 Recommend	BUDGET 2022-23 Approved
	Operating Expenses						
520100	Contracted Maintenance	5,014	5,014	9,210	5,610		
520200	Contracted Service	1,800	1,800	1,800	1,800		
520702	Technical Currency & Support	0	0	0	0		
521000	Office Supplies	0	0	0	0		
521200	Operating Supplies	3,650	3,677	8,700	10,408		
521208	Police Supplies	963	0	2,000	2,000		
522200	Small Equipment Repairs & Maint.	2,050	419	2,000	2,000		
525004	WAN Service Charges	2,222	1,275	4,800	3,000		
525210	Conference, Meeting & Training Expense	0	3,939	5,000	5,000		
525230	Subscriptions, Dues, & Books	50	0	0	0		
525240	Personal Mileage Reimbursement	818	341	900	900		
525386	Utilities - Investigation Substation	5,611	2,574	7,832	7,832		
525600	Uniforms & Clothing	599	0	5,000	5,000		
529000	Unclassified	20,000	0	30,000	30,000		
529903	Contingency	0	0	0	0		
	*** Total Operating**	**42,777**	**19,039**	**77,242**	**73,550**		
	**** Total Operating**	**42,777**	**19,039**	**77,242**	**73,550**		
	Capital						
540000	Small Tools & Minor Equipment	1,412	0	0	0		
	All Other Equipment	90,327	43,343	224,286	0		
	**** Total Capital**	**91,739**	**43,343**	**224,286**	**0**		
	***** Total Budget Appropriation**	**134,516**	**62,382**	**301,528**	**73,550**		

SECTION V. – PROGRAM OVERVIEW

An equitable sharing program agreement along with compliance and participation allows our department to benefit from the forfeiture of narcotic related seizures processed through the federal court system. These funds must be used in accordance with the US Department of Justice's guide for equitable sharing proceeds.

SECTION VI. A. - SUMMARY OF REVENUES

456400 –NARCOTICS CONFISCATION **$ 107,283**

Narcotic confiscation funds are funds that are related to unlawful activities as it relates to illegal substances. After the ruling has been received from the federal court system, the funds are distributed as per the court order. LCSD's share of those funds is placed in this account to be appropriated for expense of items needed to operate the narcotics unit. The amount budgeted is based on the average of the actual revenue from last 5 fiscal years because one year is not sufficient to obtain a realistic estimate.

SECTION VI. C. - OPERATING LINE ITEM NARRATIVES

520100 – CONTRACTED MAINTENANCE **$ 5,610**

Maintenance is required for the GC/MS/DS & the FTIR system. The maintenance agreement includes the replacement of parts that need replaced due to normal use. The estimated cost is $5,610.

520200 – CONTRACTED SERVICES **$ 1,800**

Services are needed to cover a monitoring fee associated with three (3) trackers. The estimated cost is $50.00 per month per tracker.

520702 – TECHNICAL CURRENCY & SUPPORT **$ 0**

This is not needed this fiscal year. Technical Currency and Support is covered under Information Technology's Budget.

521000 – OFFICE SUPPLIES **$ 0**

Officer Supplies are covered under the general fund for narcotics.

521200 - OPERATING SUPPLIES **$ 10,408**

The majority of this account must pay for various items used during narcotics investigations and the analysis of seized drugs. There are solvents/reagents, standards, and gases for the instrument. The amount budgeted is based on the estimated cost for the current fiscal years.

521208 – POLICE SUPPLIES **$ 2,000**

This account will be used to purchase duty ammunition with an estimated cost of $2,000.

522200 - SMALL EQUIPMENT REPAIRS & MAINTENANCE **$ 2,000**

Required inspections and repair of various audio and video equipment used during narcotics surveillance operations. The amount budgeted is an estimate because this year is the first year we will need to service all of the surveillance equipment.

525004 – WAN SERVICE CHARGES **$ 3,000**

Networking the substation to headquarters is crucial for communication. The network line to RMS is $2,400 annually and $600 is the cost of services needed on undercover equipment.

525210 – CONFERENCE, MEETING & TRAINING EXP. **$ 5,000**

Specialized training is required for this specialized field of law enforcement. There are certifications that must be maintained along with conferences relating to current trends in illegal substance abuse. Training seminars requested during the year may vary as they are offered.

525230 – SUBSCRIPTIONS, DUES, & BOOKS **$ 0**

This account is no longer used in this fund.

525240 – PERSONNEL MILEAGE **$ 900**

Reimbursement for mileage incurred from use of a personal vehicle is required. Travel to peer-reviews of drug lab cases is required. The amount budgeted is based on $75 monthly expense.

525386 – UTILITIES – INVESTIGATIONS SUBSTATION **$ 7,832**

Utility amounts are allocated based on square footage. The budget amount is based on estimated expenses for the current fiscal year plus a 8% contingency for potential rate increases. An additional $2,000 was included to cover the cost of propane that is used for heating the buildings. Propane is the only source of heat.

525600 – UNIFORMS & CLOTHING **$ 5,000**

The officers will need to purchase replacement uniforms, jackets and uniforms for tactical operations. This year the officers will need complete sets of daily uniform and raid uniforms.

529000 - UNCLASSIFIED **$ 30,000**

Informants are used to obtain information used in the investigations of narcotic and violent crimes.

COUNTY OF LEXINGTON
LE / CIVIL PROCESS SERVER
Annual Budget
FY 2022-23 - Estimated Revenue

Object Code	Revenue Account Title	Actual 2020-21	Received Thru Nov 2021-22	Amended Budget Thru Nov 2021-22	Projected Revenues Thru Jun 2021-22	Requested 2022-23	Recommend 2022-23	Approved 2022-23
	***L/E - Civil Process Server 2638:**							
	Revenues:							
441000	Sheriff's Fees & Fines	25,377	11,345	16,932	16,932	20,610		
461000	Investment Interest	51	12	0	0	0		
801000	Op Trn from General Fund	29,736	0	0	0	0		
	**** Total Revenue**	55,164	11,357	16,932	16,932	20,610		
	*****Total Appropriation**				97,060	59,704		
	Contingency:							
	Unused					41,050		
	FUND BALANCE							
	Beginning of Year				40,790	(39,338)		
	FUND BALANCE - Projected							
	End of Year				(39,338)	(37,382)		

Fund 2638
Division: Law Enforcement
Organization: 151400 - LE/Judicial Services

Object Code	Expenditure Classification	2020-21 Expenditure	2021-22 Expenditure (Dec)	2021-22 Amended (Dec)	2022-23 Requested	*BUDGET* 2022-23 Recommend	2022-23 Approved
	Personnel						
510200	Overtime	273	0	0	0		
510300	Part Time - 2 (1.25 - FTE)	44,845	22,606	44,706	45,552		
511112	FICA - Employers Portion	3,455	1,733	3,420	3,485		
511113	State Retirement - Employers Portion	6,655	3,358	7,403	8,454		
511130	Workers Compensation	140	70	139	141		
519999	Personnel Contingency	0	0	0	1,730		
	*** Total Personnel**	**55,368**	**27,767**	**55,668**	**59,362**		
	Operating Expenses						
524201	General Tort Liability Insurance	76	76	84	84		
524202	Surety Bonds - 3	0	0	0	0		
525041	E-mail Service Charges - 3	172	86	258	258		
529903	Contingency	0	0	41,050	0		
	*** Total Operating**	**248**	**162**	**41,392**	**342**		
	**** Total Personnel & Operating**	**55,616**	**27,929**	**97,060**	**59,704**		
	Capital						
540000	Small Tools & Minor Equipment	0	0	0	0		
	All Other Equipment	0	0	0	0		
	**** Total Capital**	**0**	**0**	**0**	**0**		
	***** Total Budget Appropriation**	**55,616**	**27,929**	**97,060**	**59,704**		

SECTION V. - PROGRAM OVERVIEW

This program is for the service of civil papers to include Family Court bench warrants, evictions, executions, liens, and judgements for civil process. The party requesting service pays an amount of $0 to $25. The amount paid depends on varying circumstances. The revenue generated by this program will be used to fund three part time clerical positions to enter the papers into a database, which tracks the service and attempted service of these documents.

SECTION VI. A. - SUMMARY OF REVENUES

441000 – SHERIFF'S FEES & FINES **$ 20,610**

This revenue is generated from the service of all common pleas papers. The party requesting the service pays an amount of $0 to $25. The amount paid depends on varying circumstances. The estimated revenue is calculated based projections for the current fiscal year.

SECTION VI. B. – LISTING OF POSITIONS

Current Staffing Level:

	Positions	Full Time Equivalent General Fund	Other Fund	Total	Grade
Law Enforcement/Administration:					
Records Technician	2		1.250	1.250	106
Totals	2	0	1.250	1.250	

SECTION VI. C. - OPERATING LINE ITEM NARRATIVES

524201 - GENERAL TORT LIABILITY INSURANCE **$ 84**

General tort liability insurance amounts are allocated based on the number and liability classification of personnel. The budget amount is recommended by the County's Risk Manager.

524202 – SURETY BOND **$ 0**

Surety bonds are paid every 3 fiscal years and the next payment will be due fiscal year 2024.

525041 – E-MAIL SERVICE CHARGES **$ 258**

E-mail service is a vital tool for communication among all individuals not just within Lexington County. The annual cost is $129 per user.

COUNTY OF LEXINGTON
SCHOOL DISTRICT #3 RESOURCE OFFICERS
Annual Budget
FY 2022-23 Estimated Revenue

Object Code	Revenue Account Title	Actual 2020-21	Received Thru Nov 2021-22	Amended Budget Thru Nov 2021-22	Projected Revenues Thru Jun 2021-22	Requested 2022-23	Recommend 2022-23	Approved 2022-23
	***L/E - School District #3 2639:**							
	Revenues:							
452010	School Crossing Guards	25,618	6,698	25,838	25,838	27,007		
461000	Investment Interest	0	0	0	0	0		
	**** Total Revenue**	25,618	6,698	25,838	25,838	27,007		
	*****Total Appropriation**				18,680	19,484		
	FUND BALANCE Beginning of Year				15,926	23,084		
	FUND BALANCE - Projected End of Year				23,084	30,607		

The school crossing guard program is funded 100% by the school district on a reimbursement basis plus an administrative fee.

COUNTY OF LEXINGTON
SCHOOL DISTRICT #3 RESOURCE OFFICERS
Annual Budget
Fiscal Year - 2022-23

Fund 2639
Division: Law Enforcement
Organization: 151250 - School Crossing Guards

Object Code	Expenditure Classification	2020-21 Expend	2021-22 Expend (Dec)	2021-22 Amended (Dec)	2022-23 Requested	*BUDGET* 2022-23 Recommend	2022-23 Approved
	Personnel						
510300	Part Time - (LS)	13,582	5,716	13,684	13,684		
511112	FICA - Employer's Portion	1,045	441	1,047	1,047		
511113	State Retirement - Employer's Portion	1,990	831	2,266	2,540		
511130	Workers Compensation	451	189	405	405		
519999	Personnel Contingency	0	0	0	530		
	*** Total Personnel**	**17,068**	**7,177**	**17,402**	**18,206**		
	Operating Expenses						
521209	School Patrol Supplies	0	0	450	450		
524201	General Tort Liability Insurance	767	767	810	810		
524202	Surety Bonds	34	0	0	0		
525100	Postage	9	2	18	18		
	*** Total Operating**	**810**	**769**	**1,278**	**1,278**		
	**** Total Personnel & Operating**	**17,878**	**7,946**	**18,680**	**19,484**		
	Capital						
540000	Small Tools & Minor Equipment	0	0	0	0		
	**** Total Capital**	**0**	**0**	**0**	**0**		
	***** Total Budget Appropriation**	**17,878**	**7,946**	**18,680**	**19,484**		

LEXINGTON COUNTY SHERIFF'S DEPARTMENT
SCHOOL CROSSING GUARD COSTS
SCHOOL DISTRICT 3
2022-2023

District 3	Number of Guards	Hours Worked Per Day	School Days Per Year	Total Hours Worked Per Year	Hourly Pay Rate 14.480000	Total Salary Charged	FICA 7.65%	SCRS 18.56%	Worker's Compensation 2.96%	TOTAL PERSONNEL CHARGED TO SCHOOL DISTRICT	3% Salary Increase	General Tort $270 per Guard $270	Postage Per SCG $ 6.00	Surety Bonds $10 Per SCG $ -	Total Equipment (Attachment B) $ 150.00	TOTAL OPERATING CHARGED TO SCHOOL DISTRICT	TOTAL BUDGET APPROPRIATION	TOTAL ADMINISTRATIVE FEE CHARGED TO SCHOOL DISTRICT (Attachment A) $2,507.57	TOTAL COST CHARGED TO SCHOOL DISTRICT
	1	2.00	180	360.00	14.480000	$ 5,212.80	$ 398.78	$ 967.50	$ 154.30	$ 6,733.38	$ 202.00	$ 270.00	$ 6.00	$ -	$ 150.00	$ 426.00	$ 7,361.38	$ 2,507.57	$ 9,868.95
	1	1.50	180	270.00	14.480000	$ 3,909.60	$ 299.08	$ 725.62	$ 115.72	$ 5,050.02	$ 151.50	$ 270.00	$ 6.00	$ -	$ 150.00	$ 426.00	$ 5,627.52	$ 2,507.57	$ 8,135.09
	1	1.75	180	315.00	14.480000	$ 4,561.20	$ 348.93	$ 846.56	$ 135.01	$ 5,891.70	$ 176.75	$ 270.00	$ 6.00	$ -	$ 150.00	$ 426.00	$ 6,494.45	$ 2,507.57	$ 9,002.02
District 3 Total	**3**	**5.25**		**945.00**		**$13,683.60**	**$ 1,046.79**	**$ 2,539.68**	**$ 405.03**	**$ 17,675.10**	**$ 530.25**	**$ 810.00**	**$ 18.00**	**$ -**	**$ 450.00**	**$ 1,278.00**	**$ 19,483.36**	**$ 7,522.71**	**$ 27,006.07**
				Budget Totals		**13,684.00**	**1,047.00**	**2,540.00**	**405.00**	**17,676.00**	**530.00**	**810.00**	**18.00**	**0.00**	**$ 450.0000**	**$ 1,278.0000**	**$ 19,484.0000**	**$ 7,523.0000**	**$ 27,007.0000**

SECTION V. – PROGRAM OVERVIEW

School Crossing Guards ensure the safety of our children during arrival and departure from school. Lexington County School District's # 1, #3, and #5 have requested school crossing guards. The school crossing guards are hired and maintained by the Lexington County Sheriff's Department and substitutes on an as needed basis. The school districts pay 100% of the cost associated with scheduled hours for school crossing guards as well as an administrative fee that covers our cost for management of the program.

SECTION VI. C. – OPERATING LINE ITEM NARRATIVES

521209 – SCHOOL PATROL SUPPLIES **$ 450**

Supplies such as vests, signs, lights, rain gear, batteries and other safety equipment is required for the school crossing guards to be visible for the safety of the children and for awareness purposes of citizens.

524201 – GENERAL TORT INSURANCE **$ ~~807~~ 810**

General tort liability insurance amounts are allocated based on the number and liability classification of personnel. The budgeted amount is 5% above current FY expenditure, as recommended by the County's Risk Manager.

524202 – SURETY BONDS **$ 0**

Surety bonds are paid every 3 fiscal years and will not be paid again until fiscal year 2024.

525100 – POSTAGE **$ 18**

Postage is required for the bi-weekly mailing of the payroll deposit amounts to the school crossing guards. Most school crossing guards obtain their payroll information via the internet and the mailing of this information is no longer needed.

COUNTY OF LEXINGTON
SCHOOL DISTRICT #4 RESOURCE OFFICERS
Annual Budget
FY 2022-23 Estimated Revenue

Object Code	Revenue Account Title	Actual 2020-21	Received Thru Nov 2021-22	Amended Budget Thru Nov 2021-22	Projected Revenues Thru Jun 2021-22	Requested 2022-23	Recommend 2022-23	Approved 2022-23
	***L/E - School District #4 2640:**							
	Revenues:							
456100	Program Income	186,238	13,603	248,034	248,034	254,719		
458006	SC Dept of Education School Safety	50,000	0	0	0			
458007	State SRO Program	0	15,480	308,791	308,791	93,223		
461000	Investment Interest	24	0	0	0	0		
801000	Op Trn from General Fund/LE	30,000	0	33,962	33,962	84,907		
	**** Total Revenue**	266,262	29,083	590,787	590,787	432,849		
	*****Total Appropriation**				283,675	432,849		
	FUND BALANCE Beginning of Year				48,984	356,096		
	FUND BALANCE - Projected End of Year				356,096	356,096		

The school resource officer program is funded 75% by the school district and 25% by the Lexington County Sheriff's Department. Overtime costs are paid 100% by the LCSD.

COUNTY OF LEXINGTON
SCHOOL DISTRICT #4 RESOURCE OFFICERS
Annual Budget
Fiscal Year - 2022-23

Fund 2640
Division: Law Enforcement
Organization: 151202 - LE/School Resource Officers

Object Code	Expenditure Classification	2020-21 Expend	2021-22 Expend (Dec)	2021-22 Amended (Dec)	2022-23 Requested	*BUDGET* 2022-23 Recommend	2022-23 Approved
	Personnel						
510100	Salaries & Wages - 3	113,212	68,746	136,911	136,876		
510199	Special Overtime	9,485	10,798	6,400	19,948		
511112	FICA - Employer's Portion	8,630	5,790	10,963	11,997		
511114	Police Retirement - Employer's Portion	11,103	8,976	27,573	33,309		
511120	Employee Insurance - 3	23,400	11,700	23,400	23,400		
511130	Workers Compensation	4,246	2,755	4,959	5,427		
511131	S.C. Unemployment	526	0	0	0		
511214	Police Retirement - Emplr. Port. (Retiree)	9,717	5,273	0	0		
519999	Personnel Contingency	0	0	2,738	5,435		
	*** Total Personnel**	**180,319**	**114,038**	**212,944**	**236,392**		
	Operating Expenses						
520110	Officer Safety Equipment	6,327	0	7,500	9,900		
520233	Towing Service	0	0	75	90		
521000	Office Supplies	0	0	0	0		
521200	Operating Supplies	0	0	25	0		
521208	Police Supplies	0	0	50	170		
522300	Vehicle Repairs & Maintenance	3,209	1,196	4,050	4,245		
522301	Vehicle Repairs - Insurance/Other	(171)	0	0	0		
524100	Vehicle Insurance - 3	1,845	2,460	1,845	1,845		
524101	Comprehensive Insurance - 1	0	617	237	714		
524201	General Tort Liability Insurance	4,429	4,429	4,911	4,651		
524202	Surety Bonds - 3	21	0	0	0		
525004	WAN Service Charges	1,368	646	1,404	1,404		
525021	Smart Phone Charges - 3	1,620	765	1,620	1,800		
525030	800 MHz Radio Service Charges - 3/1	2,109	879	2,124	2,832		
525031	800 MHz Radio Maintenance Contracts - 3	178	182	240	255		
525041	E-mail Service Charges - 3	172	54	387	387		
525210	Conference, Meeting & Training Expense	0	280	420	420		
525230	Subscriptions, Dues, & Books	90	90	90	90		
525400	Gas, Fuel, & Oil	6,072	4,325	6,381	10,407		
525600	Uniforms & Clothing	1,402	0	3,372	1,724		
529903	Contingency	0	0	36,000	0		
	*** Total Operating**	**28,671**	**15,923**	**70,731**	**40,934**		
	**** Total Personnel & Operating**	**208,990**	**129,961**	**283,675**	**277,326**		
	Capital						
540000	Small Tools & Minor Equipment	0	0	0	300		
	All Other Equipment	0	0	0	0		
1	Rpl Marked SUV w/Equip	0	0	0	62,000		
	**** Total Capital**	**0**	**0**	**0**	**62,300**		
	***** Total Budget Appropriation**	**208,990**	**129,961**	**283,675**	**339,626**		

COUNTY OF LEXINGTON
SCHOOL DISTRICT #4 RESOURCE OFFICERS
Annual Budget
Fiscal Year - 2022-23

Fund 2640
Division: Law Enforcement
Organization: 151203 - LE/SC Dept of Education SRO

Object Code	Expenditure Classification	2020-21 Expend	2021-22 Expend (Dec)	2021-22 Amended (Dec)	2022-23 Requested	BUDGET 2022-23 Recommend	BUDGET 2022-23 Approved
	Personnel						
510100	Salaries & Wages - 1	48,007	0	0	0		
510199	Special Overtime	1,686	0	0	0		
510200	Overtime	0	0	0	0		
511112	FICA - Employer's Portion	3,691	0	0	0		
511114	Police Retirement - Employer's Portion	8,904	0	0	0		
511120	Employee Insurance - 1	7,800	0	0	0		
511130	Workers Compensation	1,720	0	0	0		
519999	Personnel Contingency	0	0	0	0		
	*** Total Personnel**	**71,808**	**0**	**0**	**0**		
	Operating Expenses						
520110	Officer Safety Equipment	2,109	0	0	0		
521208	Police Supplies	0	0	0	0		
522300	Vehicle Repairs & Maintenance	160	0	0	0		
524100	Vehicle Insurance - 1	615	0	0	0		
524101	Comprehensive Insurance - 1	138	0	0	0		
524201	General Tort Liability Insurance	1,476	0	0	0		
524202	Surety Bonds - 1	7	0	0	0		
525004	WAN Service Charges	456	0	0	0		
525021	Smart Phone Charges	540	0	0	0		
525030	800 MHz Radio Service Charges - 1	703	0	0	0		
525041	E-mail Service Charges - 1	129	0	0	0		
525210	Conference, Meeting & Training Expense	0	0	0	0		
525230	Subscriptions, Dues, & Books	30	0	0	0		
525400	Gas, Fuel, & Oil	796	0	0	0		
525600	Uniforms & Clothing	247	0	0	0		
	*** Total Operating**	**7,406**	**0**	**0**	**0**		
	**** Total Personnel & Operating**	**79,214**	**0**	**0**	**0**		
	Capital						
540000	Small Tools & Minor Equipment	0	0	0	0		
	All Other Equipment	10,113	0	0	0		
	**** Total Capital**	**10,113**	**0**	**0**	**0**		
	***** Total Budget Appropriation**	**89,327**	**0**	**0**	**0**		

COUNTY OF LEXINGTON
SCHOOL DISTRICT #4 RESOURCE OFFICERS
Annual Budget
Fiscal Year - 2022-23

Fund 2640
Division: Law Enforcement
Organization: 151204 - LE/State SRO Program

Object Code	Expenditure Classification	2020-21 Expend	2021-22 Expend (Dec)	2021-22 Amended (Dec)	2022-23 Requested	*BUDGET* 2022-23 Recommend	2022-23 Approved
	Personnel						
510100	Salaries & Wages - 1	0	23,602	97,148	46,495		
510199	Special Overtime	0	949	0	0		
510200	Overtime	0	0	0	3,000		
511112	FICA - Employer's Portion	0	1,858	7,432	3,786		
511114	Police Retirement - Employer's Portion	0	4,273	18,691	10,513		
511120	Employee Insurance - 1	0	3,900	15,600	7,800		
511130	Workers Compensation	0	850	3,361	1,713		
519999	Personnel Contingency	0	0	0	1,846		
	*** Total Personnel**	**0**	**35,432**	**142,232**	**75,153**		
	Operating Expenses						
520110	Officer Safety Equipment	0	0	11,940	3,300		
521000	Office Supplies	0	0	100	50		
521200	Operating Supplies	0	0	200	100		
521208	Police Supplies	0	0	400	175		
522300	Vehicle Repairs & Maintenance	0	753	1,600	800		
524100	Vehicle Insurance - 1	0	615	1,230	615		
524101	Comprehensive Insurance - 1	0	138	476	238		
524201	General Tort Liability Insurance	0	1,476	3,376	1,550		
524202	Surety Bonds - 1	0	0	0	0		
525004	WAN Service Charges	0	114	960	480		
525021	Smart Phone Charges	0	135	1,080	600		
525030	800 MHz Radio Service Charges - 1	0	293	1,416	708		
525031	800 MHz Radio Maintenance Contracts - 1	0	0	0	85		
525041	E-mail Service Charges - 1	0	54	258	129		
525210	Conference, Meeting & Training Expense	0	140	8,000	2,200		
525230	Subscriptions, Dues, & Books	0	30	80	40		
525400	Gas, Fuel, & Oil	0	1,498	6,000	6,000		
525600	Uniforms & Clothing	0	683	5,000	500		
	*** Total Operating**	**0**	**5,929**	**42,116**	**17,570**		
	**** Total Personnel & Operating**	**0**	**41,361**	**184,348**	**92,723**		
	Capital						
540000	Small Tools & Minor Equipment	0	0	1,000	500		
	All Other Equipment	0	0	133,400	0		
	**** Total Capital**	**0**	**0**	**134,400**	**500**		
	***** Total Budget Appropriation**	**0**	**41,361**	**318,748**	**93,223**		

SECTION IV

COUNTY OF LEXINGTON
Capital Item Summary
Fiscal Year - 2022-2023

Fund #	2640	Fund Title:	LE/School District #4
Organization #	151202	Organization Title:	LE/School Resource Officers 75/25
Program	150	Program Title:	Law Enforcement

Qty	Item Description	***BUDGET*** 2022-23 Requested Amount
	Small Tools and Minor Equipment	300
1	Rpl Marked SUV w/Equip	62,000

**** Grand Total Capital (Transfer Total to Section I and II)** **62,300**

SECTION V. - PROGRAM OVERVIEW

The Lexington County Sheriff's Department provides contracted services for school resource officers (SROs) and school crossing guards. The School Resource Officer program provides for the safety and the security of the students in every high school, most middle schools, and some elementary schools in all of Lexington County's school districts. School Crossing Guards ensure the safety of our children during arrival and departure from school. Not all schools in Lexington County have a school crossing guard and in school district two, the municipalities provide the crossing guards. The Lexington County Sheriff's Department and the School Officials are working together to provide a learning environment for the students that will be safe. The State of South Carolina has seen the crime rate rise and Lexington County experiences an increase of school related incidents such as gang and drug activity. The presence of law enforcement officers in the schools should deter such criminal activity and the presence of school crossing guards assist with slowing traffic to allow the students to arrive and depart school safely.

SECTION VI. B. – LISTING OF POSITIONS

Current Staffing Level:

	Positions	Full Time Equivalent General Fund	Other Fund	Total	Grade
Law Enforcement/Administration:					
Senior Deputy	3		3	3	SO2
Totals	3	0	3	3.000	

SECTION VI. C. – OPERATING LINE ITEM NARRATIVES

520110 – OFFICER SAFETY EQUIPMENT **$ 9,900**

This account is for the department's maintenance plan for an electronic control device and body camera. These devices are critical to the officer by providing an accurate account of incidents and a non-lethal weapon during incidents.

520233 – TOWING SERVICE **$ 90**

Wrecker services must be paid for the towing of County Vehicles. The cost for a County Vehicle is $90 estimating that one (1) vehicle will be towed this year.

521000 - OFFICE SUPPLIES **$ 0**

School Resource Officers obtain the minimum amount of office supplies needed from the school.

521200 - OPERATING SUPPLIES **$ 0**

School Resource Officers generally do not need operating supplies; however, $25 is requested for unforeseen circumstances that arise with the 3 officer positions.

521208 – POLICE SUPPLIES **$ 170**

Officers need items such as handcuffs, pepper spray, ASP batons, restraints, leg irons, transport belts, summons books etc. to perform daily job duties. Some of these items are not replaced on a regular basis, so expenditures vary from year to year. The amount budgeted is based on the expenditure projection for this fiscal year.

522300 - VEHICLE REPAIRS AND MAINTENANCE **$ 4,245**

The amount budgeted is based estimated expenditures for the current fiscal year. The extraordinary maintenance includes transmission overhauls, rear end replacements, and deer collisions. The budget amount is prorated equally among all vehicles assigned to the organization.

524100 - VEHICLE INSURANCE **$ 1,845**

The budget amount is the estimate provided by the County's Risk Manager. Please see the vehicle detail schedule in the appendixes for cost allocation.

524101 – COMPREHENSIVE INSURANCE **$ 714**

Comprehensive insurance was not placed on the school resource officer vehicles.

524201 - GENERAL TORT LIABILITY INSURANCE **$ 4,651**

General tort liability insurance amounts are allocated based on the number and liability classification of personnel. The budget amount is 5% more than the current fiscal year's expenditure ($4,429), as recommended by the County's Risk Manager.

524202 – SURETY BONDS **$ 0**

Surety bonds are paid every 3 fiscal years and the next payment will be due fiscal year 2024.

525004 – WAN SERVICE CHARGES **$ 1,404**

This account is used to pay connection charges for wide area networks. This enables connections to the Records Management System. The annual cost per deputy is $468.

525021 – SMART PHONE CHARGES **$ 1,800**

All vital communications cannot occur over the 800 MHz radio system. Therefore, mobile telephones are required for immediate response when required. The Smart Phone enables data transmissions in addition to the other services available with our current cell phone plan and can will replace the point and shoot camera currently issued to deputies. The annual cost per deputy is $600.

525030 – 800 MHz RADIO SERVICE CHARGES **$ 2,832**

The 800 MHz radios are required for communication. Please see the 800 MHz radio detail schedule in the appendixes for cost allocation. This includes 1 in-car radio.

525031 – 800 MHz RADIO MAINTENANCE CHARGES **$ 255**

The 800 MHz radios are required for communication. Please see the 800 MHz radio detail schedule in the appendixes for cost allocation. This does not include maintenance for 1 new in-car radio.

525041 – E-MAIL SERVICE CHARGES **$ 387**

E-mail service is a vital tool for communication among all individuals not just within Lexington County. The annual charge is $129 per account.

525210 – CONFERENCE, MEETING & TRAINING EXP. **$ 420**

School Resource officers must be sent for training so that they may maintain their certification and acquire advancement in technical fields. The certification class is $140 per officer through SCCJA. The budget amount per officer is $140.

525230 – SUBSCRIPTIONS, DUES, & BOOKS **$ 90**

The certified law enforcement officer dues for the South Carolina Law Enforcement Association are paid from this account. The cost for dues per SRO is $30.

525400 - GAS, FUEL, AND OIL **$ 10,407**

The budget amount is based on the projected expenditures. The budget amount is prorated equally among all vehicles assigned to the organization. Individual vehicle costs are not calculated due to reassignment of vehicles with different job functions. The reassignment allows for efficient utilization of all fleet vehicles.

525600 – UNIFORMS AND CLOTHING **$ 1,724**

Uniforms are required under Section 23-13-30 of the SC Code of Laws. Each officer receives replacement uniforms once a year, replacement body armor every 5 years, boots every other year. The items needed this year are as follows:

(6) replacement uniforms $100 each - $600
(3) pairs of boots $100 each - $300
(1) replacement body armors $824 each - $824

SECTION VI. D. - CAPITAL LINE ITEM NARRATIVES

SMALL TOOLS & MINOR EQUIPMENT **$ 300**

There are many items classified as small tools and minor equipment. This budget is only an estimate to replace items that are broken.

(1) RPL. MARKED SUV W/EQUIP **$ 62,000**

The requested replacement is in accordance with our capital replacement plan as recommended by the County Fleet Manager. The cost per unit is $62,000.

SECTION IV

COUNTY OF LEXINGTON
SCHOOL DISTRICT #4
Capital Item Summary
Fiscal Year - 2022-23

Fund # 2640 Fund Title: LE/School District #4
Organization # 151204 Organization Title: SRO Grant
Program # 150 Program Title: Law Enforcement

Qty	Item Description	***BUDGET*** 2022-23 Requested Amount
540000	Small Tools & Minor Equipment	500

**** Total Capital (Transfer Total to Section III)** **500**

SECTION V. - PROGRAM OVERVIEW

The State-Funded School Resource Officer (SRO) Program was transferred from the South Carolina Department of Education (SCDE) to the South Carolina Department of Public Safety (SCDPS) effective July 1, 2021 as a result of proviso 63.9 of the 2021-2022 South Carolina Appropriations Act. The purpose of the SRO Program is to fund full-time certified law enforcement officers to serve as SROs in schools that otherwise would lack the adequate resources to hire their own SROs. The State of South Carolina, the School Districts and the Lexington County Sheriff's Department are working to provide a safe learning environment for the students.

The main functions of the School Resource Officer are: law enforcement officer, teacher, and counselor. First, as a law enforcement officer, the SRO maintains a safe and secure environment on the school campus that will be conducive to an educationally stimulating atmosphere and serve as a means of preventing criminal activities and disturbances. Second, as a teacher, the SRO promotes positive attitudes regarding the police role in society and informs the students of their rights and responsibilities as lawful citizens. Third, as a counselor, the SRO establishes a more complete liaison with school personnel and students in a cooperative effort to prevent juvenile delinquency.

The most effective way an SRO can accomplish these goals is to be a positive role model. Students learn from every interaction they have with an SRO. It is essential for an SRO to be a positive role model who endorses high moral standards, uses good judgment and discretion, is consistent and fair, respects all students, and displays a sincere concern for the school community. The School Resource Officer must maintain a professional appearance; be visible, accessible and willing to talk to the students; attend and participate in school activities both during the school year and the summer months; interact positively with the students and the community while addressing their concerns seriously; maintain a relationship with the students' parents by attending PTO meetings and parent conferences; and maintain a relationship with the faculty and school administrators.

The SRO Program funds will be used to pay for the salaries and the fringe benefits of the State funded SROs as well as law enforcement equipment and training. The School Districts will apply for the number of School Resource Officer positions they are seeking. While the grant does not require matching funds, the expenses that are not covered under the grant award will be paid 75% by the School District and the Sheriff's Department will pay 25%.

SECTION VI. C - OPERATING LINE ITEM NARRATIVES

520110 – OFFICER SAFETY EQUIPMENT **$ 3,300**

The body camera and the electronic control device are now being combined into an annual service for the two devices to work simultaneously to store information continually. It is a requirement of law enforcement to use the body cameras for recording purpose and the electronic control devices for safety of the officers. These devices are critical to the officer by providing an accurate account of incidents and a non-lethal weapon during incidents.

521000 - OFFICE SUPPLIES **$ 50**

Office supplies needed to perform daily job duties. Examples of items purchased from this account include toner cartridges for printers, pens, notebooks, folders, calendars, and general office supplies The amount budgeted is based on the expenditure projection for this fiscal year.

521200 - OPERATING SUPPLIES **$ 100**

Operating supplies needed to perform daily job duties. Examples of items purchased from this account include disks, toner, batteries, adapters, photo paper, and items that allow daily job tasks. The amount budgeted is based on the expenditure projection.

521208 - POLICE SUPPLIES **$175**

Police supplies needed to perform daily job duties. Examples of items purchased from this account include pepper gel, flashlights, handcuffs, summons books, holders and batons. The amount budgeted is based on the expenditure projection.

522300 - VEHICLE REPAIRS & MAINTENANCE **$800**

The amount budgeted is based on the projected expenditures for the vehicle.

524100 - VEHICLE INSURANCE **$ 615**

The budget amount per vehicle is the estimate provided by the County's Risk Manager.

524101 - COMPREHENSIVE INSURANCE **$ 238**

The budget amount per vehicle is the estimate provided by the County's Risk Manager.

524201 - GENERAL TORT LIABILITY INSURANCE **$ 1,550**

General tort liability insurance needed for all personnel. There are several liability classifications for the personnel and the amount budgeted is determined by the County's Risk Manager.

524202 – SURETY BONDS **$ 0**

Surety bonds are paid every 3 fiscal years and the next payment will be due fiscal year 2024.

525004 – WAN SERVICE CHARGES **$ 480**

This account is used to pay connection charges for wide area networks. This includes the mi-fi fee to connect officers when they are not in the main office to access the in-house law enforcement network to obtain and to view critical law enforcement information.

525021 – SMART PHONE CHARGES **$ 600**

All vital communications cannot occur over the 800 MHz radio system. Therefore, mobile telephones are required for immediate response when required. The Smart Phone enables officers to upload photos of evidence to case files to make documentation more efficient. The Smart Phone is new technology that enables data transmissions in addition to the other services available with our current cell phone plan.

525030 – 800 MHz RADIO SERVICE CHARGES $708

The 800 MHz radios are required for communication. This communication enables the Communication Center to convey to officers vital information regarding the call for service.

525031 – 800 MHz RADIO MAINTENANCE CONTRACTS $ 85

The 800 MHz radios are covered under a maintenance contract that covers repairs and maintenance. The amount budgeted is based on the estimated cost of $85.00 per radio.

525041 – E-MAIL SERVICE CHARGES $129

E-mail service is a vital tool for communication among all individuals not just within Lexington County.

525210 – CONFERENCE, MEETING & TRAINING EXPENSE $2,200

To meet requirements for certification, SC Code of Laws, Section 23-23-10 training must be attended. These include: Class I enforcement personnel (40 hours/3 years), Class III dispatch personnel (in-service legal updates) and reserve officer (in-service once a month). This reflects in-house training needs required by law and Accreditation standards to provide to personnel. The academy does not teach these courses, and in many cases, employees must be sent outside the county for training so that they may maintain their certification and acquire advancement in technical fields.

(2) Grant Required Trainings are estimated.

525230 - SUBSCRIPTIONS, DUES & BOOKS $ 40

Various subscriptions and memberships are needed as they relate to law enforcement statistics, training, and legal updates. These subscriptions and organizational memberships provide information that assist with the daily management, operations, and industry trends.

525400 – GAS, FUEL & OIL $6,000

The budget amount is based on the amount allowed by the grant per officer per year. The grant reimburses the travel amount based on the Federal Mileage Rate.

525600 – UNIFORMS & CLOTHING $500

Uniforms and specialized clothing is worn for safety and quick identification. Each officer receives replacement uniforms once a year. The number of uniforms ordered each replacement cycle depends on the job function. The budget includes the estimated cost for body armor and equipment holders.

SECTION VI. D. - CAPITAL LINE ITEM NARRATIVES

540000 - SMALL TOOLS AND MINOR EQUIPMENT **$ 500.00**

This includes miscellaneous items are needed by each deputy to perform the duties assigned.

COUNTY OF LEXINGTON
SCHOOL DISTRICT #5 RESOURCE OFFICERS
Annual Budget
FY 2022-23 Estimated Revenue

Object Code	Revenue Account Title	Actual 2020-21	Received Thru Nov 2021-22	Amended Budget Thru Nov 2021-22	Projected Revenues Thru Jun 2021-22	Requested 2022-23	Recommend 2022-23	Approved 2022-23
	***L/E - School District #5 2641:**							
	Revenues:							
452010	School Crossing Guards	129,157	0	146,779	146,779	127,008		
456100	Program Income	739,783	0	862,323	862,323	827,586		
458006	SC Dept of Education School Safety	0	0	0	0	0		
461000	Investment Interest	137	5	0	0	0		
463002	LE - Ins Recovery Claims	0	0	0	0	0		
801000	Op Trn from General Fund/LE	200,000	0	287,439	287,439	275,862		
	**** Total Revenue**	1,069,077	5	1,296,541	1,296,541	1,230,456		
	*****Total Appropriation**				1,360,381	1,202,872		
	CONTINGENCY Unused							
	FUND BALANCE Beginning of Year				343,880	280,040		
	FUND BALANCE - Projected End of Year				280,040	307,624		

The school resource officer program is funded 75% by the school district and 25% by the Lexington County Sheriff's Department.
The school crossing guard program is funded 100% by the school district on a reimbursement basis plus an administrative fee.

COUNTY OF LEXINGTON
SCHOOL DISTRICT #5 RESOURCE OFFICERS
Annual Budget
Fiscal Year - 2022-23

Fund 2641
Division: Law Enforcement
Organization: 151202 - LE/School Resource Officers

Object Code	Expenditure Classification	2020-21 Expend	2021-22 Expend (Dec)	2021-22 Amended (Dec)	2022-23 Requested	*BUDGET* 2022-23 Recommend	2022-23 Approved
	Personnel						
510100	Salaries & Wages - 13	535,688	250,918	618,405	591,437		
510199	Special Overtime	20,407	19,857	26,000	34,419		
510300	Part Time	0	3,570	0	0		
511112	FICA - Employer's Portion	40,581	20,106	49,297	47,878		
511114	Police Retirement - Employer's Portion	95,079	45,150	123,984	132,932		
511120	Employee Insurance -13	93,600	50,700	101,400	101,400		
511130	Workers Compensation	19,250	9,502	22,297	21,655		
511214	PORS - Employer Portion (Retiree)	935	2,771	0	0		
519999	Personnel Contingency	0	0	11,939	23,483		
	*** Total Personnel**	**805,540**	**402,574**	**953,322**	**953,204**		
	Operating Expenses						
520110	Officer Safety Equipment	25,308	0	32,500	42,900		
520233	Towing Service	0	0	225	270		
521000	Office Supplies	0	0	50	0		
521200	Operating Supplies	0	0	150	0		
521208	Police Supplies	0	0	200	720		
522300	Vehicle Repairs & Maintenance	3,816	4,396	13,350	18,395		
524100	Vehicle Insurance - 12	7,380	8,699	7,995	7,995		
524101	Comprehensive Insurance - 7	1,318	1,847	1,659	1,904		
524201	General Tort Liability Insurance	19,192	19,192	21,281	18,602		
524202	Surety Bonds - 12	83	0	0	0		
525004	WAN Service Charges	5,473	2,471	6,096	6,084		
525021	Smart Phone Charges	6,480	2,925	7,020	7,800		
525030	800 MHz Radio Service Charges - 12	8,436	3,808	9,204	9,912		
525031	800 MHz Radio Maintenance Contracts	713	790	1,040	1,105		
525041	E-mail Service Charges - 12	1,322	473	1,677	1,677		
525210	Conference, Meeting & Training Expense	0	280	1,820	1,820		
525230	Subscriptions, Dues, & Books	330	360	390	390		
525400	Gas, Fuel, & Oil	13,251	8,683	18,927	20,826		
525600	Uniforms & Clothing	4,542	1,223	9,668	8,544		
529903	Contingency	0	0	107,247	0		
	*** Total Operating**	**97,644**	**55,147**	**240,499**	**148,944**		
	**** Total Personnel & Operating**	**903,184**	**457,721**	**1,193,821**	**1,102,148**		
	Capital						
540000	Small Tools & Minor Equipment	0	0	0	1,300		
540010	Minor Software	0	0	0	0		
	All Other Equipment	83,193	0	48,753	0		
	**** Total Capital**	**83,193**	**0**	**48,753**	**1,300**		
	***** Total Budget Appropriation**	**986,377**	**457,721**	**1,242,574**	**1,103,448**		

COUNTY OF LEXINGTON
SCHOOL DISTRICT #5 RESOURCE OFFICERS
Annual Budget
Fiscal Year - 2022-23

Fund 2641
Division: Law Enforcement
Organization: 151203 - LE/SC Dept of Education SRO

Object Code	Expenditure Classification	2020-21 Expend	2021-22 Expend (Dec)	2021-22 Amended (Dec)	BUDGET 2022-23 Requested	BUDGET 2022-23 Recommend	BUDGET 2022-23 Approved
	Personnel						
510100	Salaries & Wages - 1	0	0	0	0		
510200	Overtime	0	0	0	0		
511112	FICA - Employer's Portion	0	0	0	0		
511114	Police Retirement - Employer's Portion	0	0	0	0		
511120	Employee Insurance -1	0	0	0	0		
511130	Workers Compensation	0	0	0	0		
519999	Personnel Contingency	0	0	0	0		
	*** Total Personnel**	**0**	**0**	**0**	**0**		
	Operating Expenses						
520110	Officer Safety Equipment	0	0	0	0		
521208	Police Supplies	0	0	0	0		
522300	Vehicle Repairs & Maintenance	0	0	0	0		
524100	Vehicle Insurance - 1	0	0	0	0		
524101	Comprehensive Insurance - 1	0	0	0	0		
524201	General Tort Liability Insurance	0	0	0	0		
524202	Surety Bonds - 1	0	0	0	0		
525004	WAN Service Charges	0	0	0	0		
525021	Smart Phone Charges	0	0	0	0		
525030	800 MHz Radio Service Charges - 1	0	0	0	0		
525041	E-mail Service Charges - 1	0	0	0	0		
525210	Conference, Meeting & Training Expense	0	0	0	0		
525230	Subscriptions, Dues, & Books	0	0	0	0		
525400	Gas, Fuel, & Oil	0	0	0	0		
525600	Uniforms & Clothing	0	0	0	0		
	*** Total Operating**	**0**	**0**	**0**	**0**		
	**** Total Personnel & Operating**	**0**	**0**	**0**	**0**		
	Capital						
540000	Small Tools & Minor Equipment	0	0	0	0		
540010	Minor Software	0	0	0	0		
	All Other Equipment	10,113	0	0	0		
	**** Total Capital**	**10,113**	**0**	**0**	**0**		
	***** Total Budget Appropriation**	**10,113**	**0**	**0**	**0**		

COUNTY OF LEXINGTON
SCHOOL DISTRICT #5 RESOURCE OFFICERS
Annual Budget
Fiscal Year - 2022-23

Fund 2641
Division: Law Enforcement
Organization: 151250 - School Crossing Guards

Object Code	Expenditure Classification	2020-21 Expend	2021-22 Expend (Dec)	2021-22 Amended (Dec)	BUDGET 2022-23 Requested	BUDGET 2022-23 Recommend	BUDGET 2022-23 Approved
	Personnel						
510300	Part Time - (LS)	59,694	30,350	88,618	72,328		
511112	FICA - Employer's Portion	4,593	2,343	6,779	5,533		
511113	State Retirement - Employer's Portion	8,715	4,521	14,675	11,977		
511130	Workers Compensation	1,908	972	2,623	2,141		
511131	S.C. Unemployment	318	0	0	0		
511213	SCRS - Employer's Portion (Retiree)	0	0	0	0		
519999	Personnel Contingency	0	0	0	2,759		
	*** Total Personnel**	**75,228**	**38,186**	**112,695**	**94,738**		
	Operating Expenses						
521209	School Patrol Supplies	0	0	1,800	1,650		
524201	General Tort Liability Insurance	3,068	3,068	3,240	2,970		
524202	Surety Bonds	159	0	0	0		
525100	Postage	47	14	72	66		
	*** Total Operating**	**3,274**	**3,082**	**5,112**	**4,686**		
	**** Total Personnel & Operating**	**78,502**	**41,268**	**117,807**	**99,424**		
	Capital						
540000	Small Tools & Minor Equipment	0	0	0	0		
540010	Minor Software	0	0	0	0		
	All Other Equipment	0	0	0	0		
	**** Total Capital**	**0**	**0**	**0**	**0**		
	***** Total Budget Appropriation**	**78,502**	**41,268**	**117,807**	**99,424**		

LEXINGTON COUNTY SHERIFF'S DEPARTMENT
SCHOOL CROSSING GUARD COSTS
SCHOOL DISTRICT 5
2022-23

District 5	Number of Guards	Total Hours Per Day	School Days Per Year	Total Hours Worked Per Year	Hourly Pay Rate 14.480000	Total Salary Charged	FICA 7.65%	SCRS 16.56%	Worker's Compensation 2.96%	TOTAL PERSONNEL CHARGED TO SCHOOL DISTRICT	POTENTIAL 3% SALARY INCREASE	General Tort $270 per Guard $270	Postage Per SCG $ 6.00	Surety Bonds $10 Per SCG $ -	Estimated Equipment $ 150.00	TOTAL OPERATING CHARGED TO SCHOOL DISTRICT	TOTAL BUDGET APPROPRIATION	TOTAL ADMINISTRATIVE FEE CHARGED TO SCHOOL DISTRICT (Attachment A) $2,507.57	TOTAL COST CHARGED TO SCHOOL DISTRICT
	1	2.00	180	360.00	14.480000	$ 5,212.80	$ 398.78	$ 863.24	$ 154.30	$ 6,629.12	$ 198.87	$ 270.00	$ 6.00	$ -	$ 150.00	$ 426.00	$ 7,055.12	$ 2,507.57	$ 9,562.69
	2	7.50	180	1,350.00	14.480000	$ 19,548.00	$1,495.42	$ 3,237.15	$ 578.62	$ 24,859.19	$ 745.78	$ 540.00	$12.00	$ -	$ 300.00	$ 852.00	$ 25,711.19	$ 5,015.14	$ 30,726.33
	2	4.00	180	720.00	14.480000	$ 10,425.60	$ 797.56	$ 1,726.48	$ 308.60	$ 13,258.24	$ 397.75	$ 540.00	$12.00	$ -	$ 300.00	$ 852.00	$ 14,110.24	$ 5,015.14	$ 19,125.38
	1	3.00	180	540.00	14.480000	$ 7,819.20	$ 598.17	$ 1,294.86	$ 231.45	$ 9,943.68	$ 298.31	$ 270.00	$ 6.00	$ -	$ 150.00	$ 426.00	$ 10,369.68	$ 2,507.57	$ 12,877.25
	1	2.00	180	360.00	14.480000	$ 5,212.80	$ 398.78	$ 863.24	$ 154.30	$ 6,629.12	$ 198.87	$ 270.00	$ 6.00	$ -	$ 150.00	$ 426.00	$ 7,055.12	$ 2,507.57	$ 9,562.69
	2	3.00	180	540.00	14.480000	$ 7,819.20	$ 598.17	$ 1,294.86	$ 231.45	$ 9,943.68	$ 298.31	$ 540.00	$12.00	$ -	$ 300.00	$ 852.00	$ 10,795.68	$ 5,015.14	$ 15,810.82
	1	2.25	180	405.00	14.480000	$ 5,864.40	$ 448.63	$ 971.14	$ 173.59	$ 7,457.76	$ 223.73	$ 270.00	$ 6.00	$ -	$ 150.00	$ 426.00	$ 7,883.76	$ 2,507.57	$ 10,391.33
	1	4.00	180	720.00	14.480000	$ 10,425.60	$ 797.56	$ 1,726.48	$ 308.60	$ 13,258.24	$ 397.75	$ 270.00	$ 6.00	$ -	$ 150.00	$ 426.00	$ 13,684.24	$ 2,507.57	$ 16,191.81
District 5 Total	11	27.75		4,995.00		$ 72,327.60	$5,533.07	$11,977.45	$ 2,140.91	$ 91,979.03	$ 2,759.37	$2,970.00	$66.00	$ -	$ 1,650.01	$ 4,686.01	$ 96,665.04	$ 27,583.27	$ 124,248.31
		BUDGET AMOUNTS				72,328.00	5,533.00	11,977.00	2,141.00	91,979.00	2,759.00	2,970.00	66.00	0.00	1,650.00	4,686.00	99,424.00	27,584.00	127,008.00

SECTION V. – PROGRAM OVERVIEW

School Crossing Guards ensure the safety of our children during arrival and departure from school. Lexington County School District's # 1, #3, and #5 have requested school crossing guards. The school crossing guards are hired and maintained by the Lexington County Sheriff's Department and substitutes on an as needed basis. The school districts pay 100% of the cost associated with scheduled hours for school crossing guards as well as an administrative fee that covers our cost for management of the program.

SECTION IV

COUNTY OF LEXINGTON
Capital Item Summary
Fiscal Year - 2022-2023

Fund #	2641	Fund Title:	LE/School District #5
Organization #	151202	Organization Title:	LE/School Resource Officers 75/25
Program	150	Program Title:	Law Enforcement

Qty	Item Description	***BUDGET*** 2022-23 Requested Amount
	Small Tools and Minor Equipment	1,300

**** Grand Total Capital (Transfer Total to Section I and II)** **1,300**

SECTION V. - PROGRAM OVERVIEW

The Lexington County Sheriff's Department provides contracted services for school resource officers (SROs) and school crossing guards. The School Resource Officer program provides for the safety and the security of the students in every high school, most middle schools, and some elementary schools in all of Lexington County's school districts. School Crossing Guards ensure the safety of our children during arrival and departure from school. Not all schools in Lexington County have a school crossing guard and in school district two, the municipalities provide the crossing guards. The Lexington County Sheriff's Department and the School Officials are working together to provide a learning environment for the students that will be safe. The State of South Carolina has seen the crime rate rise and Lexington County experiences an increase of school related incidents such as gang and drug activity. The presence of law enforcement officers in the schools should deter such criminal activity and the presence of school crossing guards assist with slowing traffic to allow the students to arrive and depart school safely.

SECTION VI. B. – LISTING OF POSITIONS

Current Staffing Level:

	Positions	Full Time Equivalent General Fund	Other Fund	Total	Grade
Law Enforcement/Administration:					
Senior Deputy	13		13	13	SO2
Totals	13	0	13	13.000	

SECTION VI. C. – OPERATING LINE ITEM NARRATIVES

520110 – OFFICER SAFETY EQUIPMENT **$ 42,900**

This account is for the department's maintenance plan for an electronic control device and body camera. These devices are critical to the officer by providing an accurate account of incidents and a non-lethal weapon during incidents.

520233 – TOWING SERVICE **$ 270**

Wrecker services must be paid for the towing of County Vehicles. The budget estimates three (3) vehicles at $90 each.

521208 – POLICE SUPPLIES **$ 720**

Officers need items such as handcuffs, pepper spray, ASP batons, restraints, leg irons, transport belts, summons books etc. to perform daily job duties. Some of these items are not replaced on a regular basis, so expenditures vary from year to year. The amount budgeted is based on the expenditure projection for this fiscal year.

522300 - VEHICLE REPAIRS AND MAINTENANCE **$ 18,395**

The amount budgeted is based estimated expenditures for the current fiscal year. The extraordinary maintenance includes transmission overhauls, rear end replacements, and deer collisions. The budget amount is prorated equally among all vehicles assigned to the organization.

524100 - VEHICLE INSURANCE **$ 7,995**

The budget amount is the estimate provided by the County's Risk Manager. Please see the vehicle detail schedule in the appendixes for cost allocation.

524101 – COMPREHENSIVE INSURANCE **$ 1,904**

Comprehensive insurance was placed on the school resource officer vehicles. The budget amount is recommended by the County's Risk Manager.

524201 - GENERAL TORT LIABILITY INSURANCE **$ 18,602**

General tort liability insurance amounts are allocated based on the number and liability classification of personnel. The budget amount is 5% more than the current fiscal year's expenditure ($17,716), as recommended by the County's Risk Manager.

524202 – SURETY BONDS **$ 0**

Surety bonds are paid every 3 fiscal years and the next payment will be due fiscal year 2024.

525004 – WAN SERVICE CHARGES **$ 6,084**

This account is used to pay connection charges for wide area networks. This enables connections to the Records Management System. The annual cost per deputy is $468.

525021 – SMART PHONE CHARGES **$ 7,800**

All vital communications cannot occur over the 800 MHz radio system. Therefore, mobile telephones are required for immediate response when required. The Smart Phone enables data transmissions in addition to the other services available with our current cell phone plan and can will replace the point and shoot camera currently issued to deputies. The annual cost per deputy is $540.

525030 – 800 MHz RADIO SERVICE CHARGES **$ 9,912**

The 800 MHz radios are required for communication. Please see the 800 MHz radio detail schedule in the appendixes for cost allocation. This includes service for 1 in-car radio.

525031 – 800 MHz RADIO MAINTENANCE CHARGES **$ 1,105**

The 800 MHz radios are required for communication. Please see the 800 MHz radio detail schedule in the appendixes for cost allocation. This does not include the cost for 1 new in-car radio.

525041 – E-MAIL SERVICE CHARGES **$ 1,677**

E-mail service is a vital tool for communication among all individuals not just within Lexington County. The annual charge is $129 per account.

525210 – CONFERENCE, MEETING & TRAINING EXP. **$ 1,820**

School Resource officers must be sent for training so that they may maintain their certification and acquire advancement in technical fields. The certification class is $140 per officer through SCCJA. The budget amount per officer is $140.

525230 – SUBSCRIPTIONS, DUES, & BOOKS **$ 390**

The certified law enforcement officer dues for the South Carolina Law Enforcement Association are paid from this account. The cost for dues per SRO is $30.

525400 - GAS, FUEL, AND OIL **$ 20,826**

The budget amount is based on the projected expenditures for the current fiscal year. The budget amount is prorated equally among all vehicles assigned to the organization. Individual vehicle costs are not calculated due to reassignment of vehicles with different job functions. The reassignment allows for efficient utilization of all fleet vehicles.

525600 – UNIFORMS AND CLOTHING **$ 8,544**

Uniforms are required under Section 23-13-30 of the SC Code of Laws. Each officer receives replacement uniforms once a year, replacement body armor every 5 years, boots every other year. The items needed this year are as follows:

(24) replacement uniforms $100 each - $2,400
(12) pairs of boots $100 each - $1,200
(6) replacement body armors $824 each - $4,944

SECTION VI. D. - CAPITAL LINE ITEM NARRATIVES

SMALL TOOLS & MINOR EQUIPMENT **$ 1,300**

There are many items classified as small tools and minor equipment. This budget is only an estimate to replace items that are broken.

SECTION VI. C. – OPERATING LINE ITEM NARRATIVES

521209 – SCHOOL PATROL SUPPLIES **$ ~~1,800~~ 1,650**

Supplies such as vests, signs, lights, rain gear, batteries and other safety equipment is required for the school crossing guards to be visible for the safety of the children and for awareness purposes of citizens.

524201 – GENERAL TORT INSURANCE **$ ~~3,222~~ 2,970**

General tort liability insurance amounts are allocated based on the number and liability classification of personnel. The budgeted amount is 5% above current FY expenditure ($3,222), as recommended by the County's Risk Manager.

524202 – SURETY BONDS **$ 0**

Surety bonds are paid every 3 fiscal years and will not be paid again until fiscal year 2024.

525100 – POSTAGE **$ ~~72~~ 66**

Postage is required for the bi-weekly mailing of the payroll deposit amounts to the school crossing guards. Most school crossing guards obtain their payroll information via the internet and the mailing of this information is no longer needed.

COUNTY OF LEXINGTON
LAW ENFORCEMENT OFF DUTY PROGRAM
Annual Budget
FY 2022-23 Estimated Revenue

Object Code	Revenue Account Title	Actual 2020-21	Received Thru Nov 2021-22	Amended Budget Thru Nov 2021-22	Projected Revenues Thru June 2021-22	Requested 2022-23	Recommend 2022-23	Approved 2022-23
	*** L/E - Off Duty Program 2647:**							
	Revenues:							
438730	Administration Fee	82,814	36,523	72,018	72,018	88,477		
438731	Vehicle Use Fee	0	0	6,221	6,221	7,643		
461000	Investment Interest	0	0	0	0			
	**** Total Revenue**	82,814	36,523	78,239	78,239	96,120		
	*****Total Appropriation**				98,616	75,715		
	FUND BALANCE Beginning of Year				142,416	122,039		
	FUND BALANCE - Projected End of Year				122,039	142,444		

COUNTY OF LEXINGTON
LAW ENFORCEMENT OFF DUTY PROGRAM
Annual Budget
Fiscal Year - 2022-23

Fund: 2647
Division: Law Enforcement
Organization: 151105 - LE/Support Services

Object Code	Expenditure Classification	2020-21 Expend	2021-22 Expend (Dec)	2021-22 Amended (Dec)	2022-23 Requested	*BUDGET* 2022-23 Recommend	2022-23 Approved
	Personnel						
510100	Salaries & Wages - 1	48,089	23,739	50,234	51,178		
510200	Overtime	2,305	1,639	0	0		
511112	FICA - Employer's Portion	3,523	1,803	3,843	3,915		
511113	State Retirement - Employer's Portion	7,418	3,772	8,363	9,499		
511120	Insurance Fund Contribution - 1	7,800	3,900	7,800	7,800		
511130	Workers Compensation	156	79	155	159		
519999	Personnel Contingency	0	0	0	1,943		
	*** Total Personnel**	**69,291**	**34,932**	**70,395**	**74,494**		
	Operating Expenses						
521000	Office Supplies	0	0	200	200		
524201	General Tort Liability Insurance	38	38	42	40		
524202	Surety Bonds - 1	0	0	0	0		
525000	Telephone	0	0	252	252		
525021	Smart Phone Charges	540	225	540	600		
525041	E-mail Service Charges - 1	129	54	129	129		
529903	Contingency	0	0	27,058	0		
	*** Total Operating**	**707**	**317**	**28,221**	**1,221**		
	**** Total Personnel & Operating**	**69,998**	**35,249**	**98,616**	**75,715**		
	Capital						
540000	Small Tools & Minor Equipment	0	0	0	0		
540010	Minor Software	0	0	0	0		
	All Other Equipment	0	0	0	0		
	**** Total Capital**	**0**	**0**	**0**	**0**		
	***** Total Budget Appropriation**	**69,998**	**35,249**	**98,616**	**75,715**		

SECTION V. - PROGRAM OVERVIEW

The off duty program is a special revenue fund that is responsible for the costs associated with scheduling all employment assignments, preparing agreements, and assisting vendors with their set up in the software program, along with the liaison and technical support for the deputies and vendors as it relates to operation of the software.

SECTION V. - PROGRAM OVERVIEW

The off duty program is a special revenue fund that is responsible for the costs associated with scheduling all employment assignments, preparing agreements, and assisting vendors with their set up in the software program, along with the liaison and technical support for the deputies and vendors as it relates to operation of the software.

SECTION VI.A. - LISTING OF REVENUE

438730 – ADMINISTRATION FEE **$ 88,477**

The revenue generated will cover the cost of the Human Resource Specialist position managing the program. This allows the program to be self-sustaining without additional cost to the LCSD. The number of hours worked varies significantly so the revenue is estimated based on the average of revenue for fiscal year 2019, revenue for fiscal year 2020, and the projected revenue for fiscal year 2021 based on actual collections for five months.
The vendor requesting the extra duty hours pays $42 per hour broken down as follows:

- $35.00 is paid directly to the deputies
- $ 6.00 covers the cost of the position and provides additional funds
- $ 1.00 is reimbursed to the County for vehicle costs.

438731 – VEHICLE USE FEE **$ 7,643**

The vendor requesting the extra duty also pays a vehicle use fee. This is reimbursement for use of the vehicle.
The vendor requesting the extra duty hours pays $42 per hour broken down as follows:

- $35.00 is paid directly to the deputies
- $ 6.00 covers the cost of the position and provides additional funds
- $ 1.00 is reimbursed to the County for vehicle costs.

SECTION VI. B. – LISTING OF POSITIONS

Current Staffing Level:

	Positions	Full Time Equivalent General Fund	Other Fund	Total	Grade
Law Enforcement/Support Services:					
Project Coordinator	1		1	1	208
Totals	1	0.000	1	1	

SECTION VI. C. - OPERATING LINE ITEM NARRATIVES

521000 - OFFICE SUPPLIES **$ 200**

Office supplies are obtained from the Human Resources division of LCSD. This position is assigned to HR.

524201 - GENERAL TORT LIABILITY INSURANCE **$ 40**

General tort liability insurance amounts are allocated based on the number and liability classification of personnel. The budget amount is 5% more than the current fiscal year's expenditure ($38), as recommended by the County's Risk Manager.

524202 – SURETY BONDS **$ 0**

The next surety bond will be paid in FYE 2024.

525000 – TELEPHONE **$ 252**

The landline being used by this position is assigned to HR and paid from LCSD's HR budget.

525021 – SMART PHONE CHARGES **$ 600**

All vital communications cannot occur over the 800 MHz radio system. Therefore, mobile telephones and pagers are required for immediate response when required. The Smart Phone is new technology that enables data transmissions in addition to the other services available with our current cell phone plan.

525041 – E-MAIL SERVICE CHARGES **$ 129**

E-mail service is a vital tool for communication among all individuals not just within Lexington County. The current cost is $10.75 per user per month.

COUNTY OF LEXINGTON
COMMUNITY DEVELOPMENT BLOCK GRANT
Annual Budget
FY 2022-23 Estimated Revenue

Object Code	Revenue Account Title	Actual 2020-21	Received Thru Nov 2021-22	Amended Budget Thru Nov 2021-22	Projected Revenues Thru Jun 2021-22	Requested 2022-23	Recommend 2022-23	Approved 2022-23
	*** Community Development Block Grant 2400:**							
	Revenues:							
456100	Program Income	32,246	14,158	33,978	33,978	33,978		
456101	Program Income (Note Receivable)	(32,246)	0	0	0			
457000	Federal Grant Income	1,461,006	168,893	1,893,405	1,893,405	1,865,909		
461150	Interest Income - Notes	1,733	0	0	0			
801000	Op Trn from General Fund	49,378	49,378	49,378	49,378	49,378		
	****Total Revenue**	1,512,117	232,429	1,976,761	1,976,761	1,949,265		
	*****Total Appropriation**				4,559,496	1,865,909		
	FUND BALANCE Beginning of Year				420,552	(2,162,183)		
	FUND BALANCE - Projected End of Year				(2,162,183)	(2,078,827)		

COUNTY OF LEXINGTON
COMMUNITY DEVELOPMENT BLOCK GRANT
Annual Budget
Fiscal Year - 2022-23

Fund 2400
Division: : Community Development
Organization: 181200 - Community Development Administration

Object Code	Expenditure Classification	2020-21 Expend	2021-22 Expend (Dec)	2021-22 Amended (Dec)	2022-23 Requested	*BUDGET* 2022-23 Recommend	2022-23 Approved
	Personnel						
510100	Salaries & Wages - 4	195,064	86,012	210,020	210,020		
510200	Overtime	0	0	0	0		
511112	FICA - Employer's Portion	14,346	6,268	16,067	16,067		
511113	State Retirement - Employer's Portion	28,683	12,467	34,779	38,980		
511120	Employee Insurance - 4	22,100	13,000	23,400	25,740		
511130	Workers Compensation	605	267	652	652		
511131	S.C. Unemployment	527	0	0	0		
519999	Personnel Contingency	0	0	0	0		
	*** Total Personnel**	**261,325**	**118,014**	**284,918**	**291,459**		
	Operating Expenses						
520300	Professional Services	3,671	0	86,328	0		
520400	Advertising & Publicity	5,022	0	3,000	3,000		
520500	Legal Services	1,732	805	4,000	4,292		
520510	Interpreting Services	0	0	130	130		
520800	Outside Printing	86	0	1,000	2,000		
521000	Office Supplies	2,732	1,922	3,500	3,500		
521100	Duplicating	2,085	966	2,110	2,110		
521200	Operating Supplies	0	(146)	0	0		
524000	Building Insurance	68	68	68	70		
524201	General Tort Liability Insurance	263	263	278	291		
524202	Surety Bonds	25	0	0	0		
525000	Telephone	1,265	602	964	964		
525021	Smart Phone Charges - 3	1,648	602	1,912	1,620		
525041	E-mail Service Charges - 4	742	150	516	516		
525100	Postage	743	530	900	900		
525110	Other Parcel Delivery Services	0	0	500	250		
525210	Conference, Meeting &Training Expense	150	650	6,000	6,000		
525230	Subscriptions, Dues, & Books	2,163	750	3,000	3,000		
525240	Personal Mileage Reimbursement	0	0	650	450		
525250	Motor Pool Reimbursement	153	347	500	500		
525300	Util / Administration Building	1,891	774	2,100	2,100		
529903	Contingency	0	0	0	4,330		
529950	Indirect Costs	21,406	4,682	20,000	20,000		
	*** Total Operating**	**45,845**	**12,965**	**137,456**	**56,023**		
	**** Total Personnel & Operating**	**307,170**	**130,979**	**422,374**	**347,482**		
	Capital						
540000	Small Tools & Minor Equipment	107	0	200	250		
540010	Minor Software	5,670	0	0	7,116		
	All Other Equipment	0	0	0	0		
	**** Total Capital**	**5,777**	**0**	**200**	**7,366**		
	***** Total Budget Appropriation**	**312,947**	**130,979**	**422,574**	**354,848**		

COUNTY OF LEXINGTON
COMMUNITY DEVELOPMENT BLOCK GRANT
Annual Budget
Fiscal Year - 2022-23

Fund 2400
Division: Community Development
Organization - 181201 Community Development Projects

Object Code	Expenditure Classification	2020-21 Expend	2021-22 Expend (Dec)	2021-22 Amended (Dec)	BUDGET 2022-23 Requested	BUDGET 2022-23 Recommend	BUDGET 2022-23 Approved
	Personnel						
	*** Total Personnel**	**0**	**0**	**0**			
	Operating Expenses						
529903	Contingency	0	0	207,688			
534404	Midlands Housing Alliance, Inc.	15,659	45,711	101,696	55,000		
537119	Minor Housing Repair Program	89,940	6,045	43,077	40,000		
537150	Sistercare Facility Improvements	0	0	0	0		
537180	HOME Program Project Delivery	18,843	22,105	38,448	10,000		
537192	Acquisition/Affordable Housing	0	0	2,717	0		
537194	State Street Sewer Line	105,638	38,745	111,820	0		
537209	BLEC Roof Replacement	0	0	5,982	0		
537213	ICRC Afternoon Adventures	53,263	12,766	119,250	85,462		
537214	ICRC Van Purchase	0	0	0	0		
537216	Central SC Habitat for Humanity	45,731	0	164,294	0		
537217	Joint Municipal Water and Sewer	355,473	0	786,548	0		
537223	ICRC Athletic Equipment	0	0	0			
537230	Red Bank Elem Afterschool Program	0	0	0			
537232	ICRC Athletic Scholarship	13,763	16,405	26,236	25,000		
537235	Eau Claire Coop - Cayce/West Cola	0	0	0	0		
537241	Arc of the Midlands Job Training	24,656	5,344	5,344	0		
537242	Dickerson Children's Advocacy	0	0	0	0		
537243	Harvest Hope Diabetic Food Pantry	26,701	30,000	60,000	0		
537245	Lexington County Fire Services	0	59,151	98,730	145,000		
537246	Town of Batesburg-Leesville Pump Station	223,919	0	4,046	0		
537249	West Columbia Sewer Upgrades	0	0	480,963	0		
537250	Boys & Girls Club of America	56,463	33,557	54,000	58,000		
537255	Town of Batesburg-Leesville Chemical Feed	178,086	0	644,392	458,201		
537256	CMRTA Bus Shelters	13,559	4,230	67,441	0		
537257	CMRTA Half Priced Day Bus Pass	0	0	0	0		
537260	City of Cayce - Fire Ladder Truck	0	0	600,000	0		
537261	BLEC Bathroom Renovations	0	0	435,000	0		
537272	Town of Springdale - Sidewalk	0	0	53,250	0		
537273	Lexington School District	0	0	26,000	0		
	West Columbia Mill Village				385,000		
	BLEC Gym Renovation				219,398		
	Harvest Hope Food Distribution Site				30,000		
	*** Total Operating**	**1,221,694**	**274,059**	**4,136,922**	**1,511,061**		
	**** Total Personnel & Operating**	**1,221,694**	**274,059**	**4,136,922**	**1,511,061**		
	Capital						
540010	Minor Software	0	0	0			
	All Other Equipment	0	0	0			
	**** Total Capital**	**0**	**0**	**0**			
	***** Total Budget Appropriation**	**1,221,694**	**274,059**	**4,136,922**	**1,511,061**		

SECTION V - PROGRAM OVERVIEW

Summary of Programs:

Program 1 – Community Development Block Grant (CDBG) Program
Program 2 – County-wide Title VI Compliance

Program 1 Objectives:

The objectives of the Community Development Block Grant (CDBG) Program are to primarily assist low- and moderate-income (LMI) persons in securing decent housing, suitable living environments and expanded economic opportunities. Every project and activity funded through the CDBG Program must meet one of three national objectives: principally benefit LMI persons, aid in the elimination of slums and blight, and/or meet an urgent or unanticipated need.

The staff of the County's CDBG Program carries out these objectives through administration, implementation and oversight of the Program as established through the regulations of the United States Department of Housing and Urban Development (HUD). These responsibilities include the following:

- Ensuring compliance with applicable regulations
- Maintaining records and files
- Preparing plans and reports
- Managing infrastructure construction and other projects following federal and County guidelines
- Developing and monitoring annual program and individual project budgets
- Analyzing feasibility of potential projects
- Monitoring federal guidelines and recommending changes to program as needed

The Grants Manager, Grants Administrator, Housing Program Coordinator and DPA/Grant Assistant manage the administration of the CDBG Program. The staff works closely with many different groups and individuals to achieve the objectives of the program and successfully implement projects. Community Planning and Development (CPD) Notice 92-19 allows for CDBG funds to be expended for program administrative costs, as defined at 24 CFR 570.206(a), (b), and (e), of the Home Investment Partnership Program (HOME). Accordingly, the CDBG Program operating budget includes some operating expenses for the HOME Program.

Program 2 Objectives:

The Civil Rights Act of 1964 includes a provision named "Title VI," which prohibits discrimination in the access of County programs, activities, services, etc., on the basis of race, color, national origin, sex, disability, and age. As a recipient of federal funding, the County is required to create a Title VI Compliance Plan and must designate a Title VI Coordinator. Through the Title VI Compliance Plan, the County is required to ensure that public funds are not spent in a way that encourages, subsidizes, or results in discrimination. Additionally, the County must reasonably ensure that programs, services, and facilities are accessible to citizens with disabilities and other barriers.

The County's Title VI Compliance Plan includes: Civil Rights resources, training for county grant managers on Title VI requirements, public notification and outreach, data collection systems, complaint processing in conducted programs, program availability and accessibility to persons with disability, service to limited English proficiency persons, preparing annual reports on county-wide Title VI compliance.

SECTION VI – LINE ITEM NARRATIVES

SECTION VI. A

SUMMARY OF REVENUES

457000 – FEDERAL GRANT INCOME **$1,865,909**

The United States Department of Housing and Urban Development (HUD) establishes the annual award for all Community Development Block Grant (CDBG) Urban Entitlement Counties. HUD has not notified the County of its allocation for FY 2016-17. At the time of budget preparation, HUD has recommended using the previous year's allocation of $1,790,054 for planning purposes. The CDBG Program has approximately $135,000 in uncommitted funds that will be included when making project awards for the FY 2020-20 budgets. The uncommitted funds are from awarded projects that were completed under budget. No other revenues are anticipated.

801000 – GENERAL FUND **$49,378**

The Title VI Coordinator/Grant Manager assists with CDBG Program Administration. Additional duties include County-wide Title VI Plan preparation and coordination. Fifty percent (50%) of the personnel and operating budget of the Title VI Coordinator/Grant Manager is provided by the general fund.

SECTION VI. B

LISTING OF POSITIONS

The Community Development Block Grant Division consists of five (5) employees with insurance.

Position	Band
Title VI Coordinator/Grant Manager	213*
Grants Administrator	211
Grants Financial Analyst	211 *
Housing Program Coordinator	111
DPA/Grants Assistant	109

*50% of the personnel and operating costs for this position are funded through the County General Fund.

COMMUNITY DEVELOPMENT DEPARTMENT ORGANIZATIONAL CHART

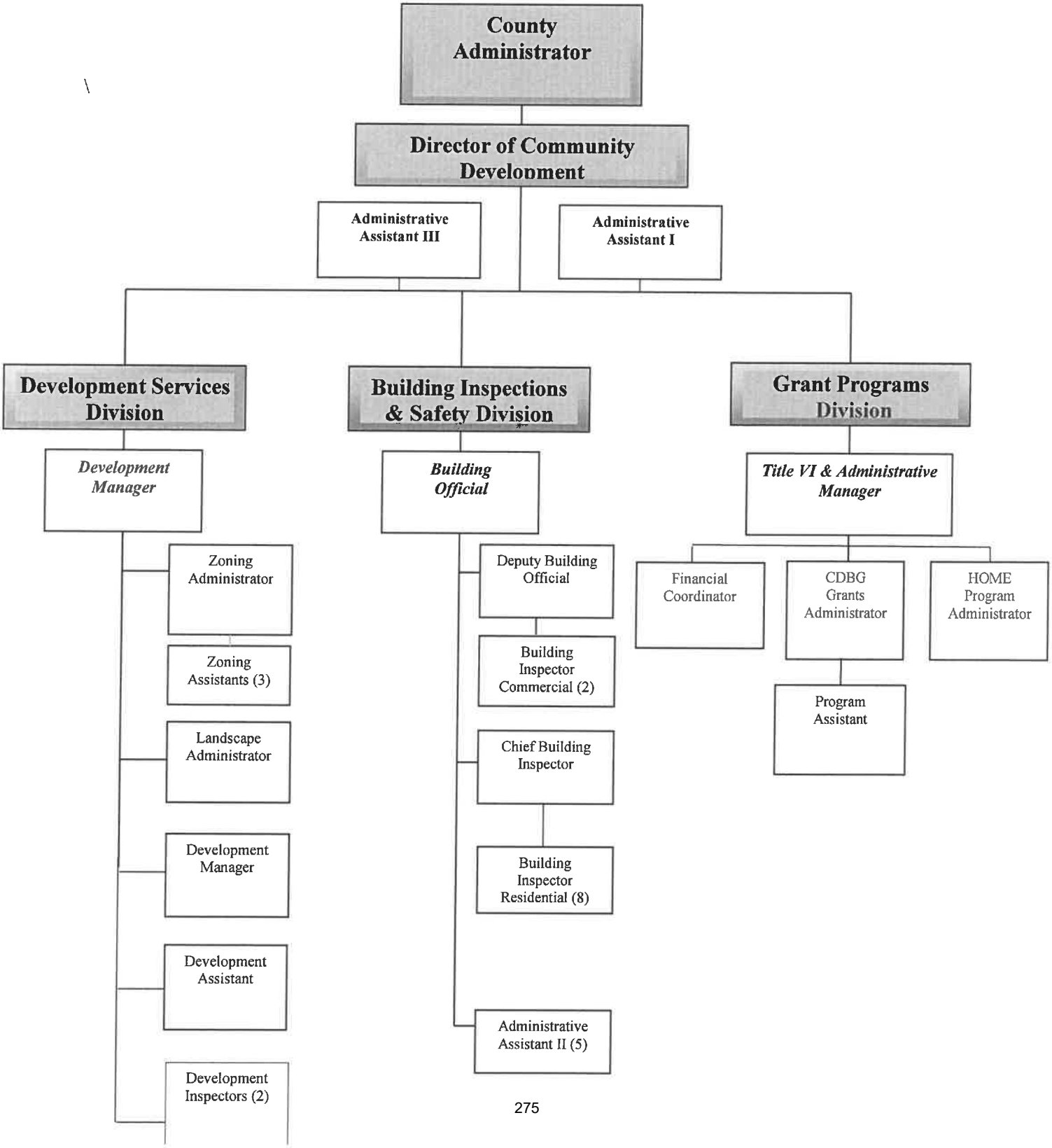

SECTION VI. C

OPERATING LINE ITEM NARRATIVES

All non-personnel operating costs for the HOME Investment Partnerships (HOME) Program will be provided through Community Development Block Grant (CDBG) funds. Community Planning and Development (CPD) Notice 92-19 allows for CDBG funds to be expended for program administrative costs, as defined at 24 CFR 570.206(a), (b), and (e), of HOME. Accordingly, the CDBG Program operating budget includes operating expenses for the HOME Grant Administrator. Additionally, operating costs associated with County-wide Title VI management are included in this narrative. Title VI operating costs are paid through a match contribution from the general fund.

520300 – PROFESSIONAL SERVICES $ 0

As a recipient of federal funding from the U.S. Department of Housing and Urban Development for CDBG and HOME Programs, the County is required to update many of its plans and reports and may use the services of an outside consultant. The scope of this work includes surveys, data review and projections as well statistical analysis.

520400 – ADVERTISING & PUBLICITY $3,000

Newspaper advertisements are required throughout the year to notify the public of various aspects of the program including environmental findings, public hearings, availability of plans and reports, amendments to plans, and public comment periods. Continuing programs such as the Minor Home Repair program may also be marketed through newspaper advertisements for applicants. Ad costs vary depending upon the size and nature of the advertisements.

Program 1 (CDBG Program): $2,500

Program 2 (Title VI Compliance): $500

520500 – LEGAL SERVICES $4,292

The County Attorney reviews various legal issues arising from implementation of projects. These services are utilized throughout the year as projects are planned and implemented.

Program 1 (CDBG Program): $3,792

Program 2 (Title VI Compliance): $500

520510 – INTERPRETING SERVICES $ 130

This line item is requested to cover the cost for interpreting services provided to individuals who are disabled and/or non-English speaking during presentations and public hearings.

Program 1 (CDBG Program): $65

Program 2 (Title VI Compliance): $65

520800 – OUTSIDE PRINTING $2,000

This line item is requested to print various brochures and materials to meet federal requirements to affirmatively market affordable housing, fair housing, Title VI requirements, and projects sponsored through the Grant Programs Division. Additionally, the Grant Programs Division has identified the need for brochures that would assist the County in informing our citizens about the County's housing rehabilitation, down payment assistance and septic tank repair and replacement programs.

Program 1 (CDBG Program): $1800

Program 2 (Title VI Compliance): $200

521000 - OFFICE SUPPLIES **$3,500**

Routine office supplies are used (printer toner cartridges, paper, pencils, file folders, etc.) in the course of implementing projects and maintaining compliance with grant requirements each year.

Program 1 (CDBG Program): $3,100

Program 2 (Title VI Compliance): $400

521100 - DUPLICATING **$2,110**

This account is used for copier machine duplicating of agreements, reports, correspondence, environmental reviews, and other documents used in the daily accomplishment of the department's operations. The laser printer and administrative multi-function machine also now function as the primary printer for staff, per IS configurations.

5,000 copies/month x 12 months x $.0285 a copy = $1,710

Program 1 (CDBG Program): $1,710

Program 2 (Title VI Compliance): $400

524000 – BUILDING INSURANCE **$70**

The amount requested is based on an estimate provided by the County Risk Manager for the CDBG and HOME Programs.

524201 – GENERAL TORT LIABILITY **$291**

The amount requested is based on an estimate provided by the County for the CDBG ($154), HOME ($94), and Title VI ($30) Programs.

Program 1 (CDBG Program): $258

Program 2 (Title VI Compliance): $33

524202 – SURETY BONDS **$0**

This line item is requested to cover the cost of Surety Bond Renewals.
Program 1 (CDBG Program): $0
Program 2 (Title VI Compliance and Financial Analyst): $36
(50% of Program 2 costs will be funded by GF)

525000 – TELEPHONE **$964**

The amount requested covers basic phone and fax lines for department staff.

Program 1 (CDBG Program): $722.52

• 3 lines x $19.00/month x 12 months	$684.00
• 3 lines with voice mail x $1.07/month x12 months	$ 38.52
Total	$722.52

Program 2 (Title VI Compliance and Financial Analyst): $240.84*

2 lines x $19.00/month x 12 months ÷ 2	$228.00
• 2 lines with voice mail x $1.07/month x12 months ÷ 2	$ 12.84
Total	$240.84

***50% of Program 2 cost will be funded through GF**

525020 – PAGERS AND CELL PHONES **$0**

A mobile phone is assigned to the division staff to maintain communication when out of the office conducting inspections, site visits, meetings, attending events, etc.

525021 – SMART PHONE CHARGES **$1,620**

Smart phones are assigned to the CDBG Grant Administrator, HOME Grant Administrator and the Title VI Coordinator/Grant Manager to maintain communication when out of the office conducting inspections, site visits, meetings, attending events, etc.

Program 1 (CDBG Program): $1,296.00

- 2 smart phones x $54/month x12 months — $1,296.00

Program 2 (Title VI Compliance): $324.00*

- 1 smart phones x $54/month x12 months ÷ 2 — $324.00

***50% of Program 2 cost will be funded through GF**

525041 – E-MAIL SERVICE **$516**

The amount requested covers basic e-mail service for department staff.

Program 1 (CDBG Program): $387

- 3 accounts x $10.75/month x 12 months = $387.00

Program 2 (Title VI Compliance and Financial Analyst): $129*

- 2 account x $10.75/month x 12 months ÷ 2 = $129.00

***50% of Program 2 cost will be funded through GF**

525100 - POSTAGE **$900**

This line item covers the cost of mailing office correspondence, notices, reports, newsletters, and planning materials.

Program 1 (CDBG Program): $700

Program 2 (Title VI Compliance): $200

525110 – OTHER PARCEL DELIVERY SERVICES **$250**

This line item covers the cost of mailing UPS and FedEx packages and notices as is required.

Program 1 (CDBG Program): $200

Program 2 (Title VI Compliance): $50

525210 – CONFERENCE, MEETING & TRAINING EXPENSE **$6000**

This line item covers the cost of attending various HUD training opportunities that may include IDIS, Fair Housing, Wage and Labor compliance, Environmental Review compliance, and general CDBG and HOME program training as well as annual training provided by state and national associations working within the area of housing, planning and community development. Estimated training costs include lodging, transportation, and registration fees. The training events listed below address various aspects of the CDBG and HOME programs, rural development, planning, affordable housing, infrastructure improvements, community revitalization techniques, compliance with HUD, and other federal requirements, as well as best practice presentations from other communities. Locations for HUD training vary and are offered throughout the United States depending on HUD's budget and the availability of trainers, etc. The Title VI Coordinator/Grant Manager will be required to attend various trainings to stay abreast of compliance issues related to management of the County's Title VI program

Program 1 (CDBG Program): $10,750

• HUD Training (estimate)	$ 1,000
• National Comm. Dev. Assoc. Legislative Policy Conference	$ 2,500
• National Comm. Dev. Assoc. Spring Training	$ 1,500
• SC Comm. Dev. Assoc. Spring Meeting	$ -0-
• Palmetto Affordable Housing Forum	$ -0-
• Miscellaneous Training	$ 1,000
TOTAL	$ 6,000

525230 - SUBSCRIPTIONS, DUES, & BOOKS **$3,000**

This line item covers the costs of professional association memberships at both the national and state level, recommended by HUD staff and other entitlement counties, and to maintain local resources.

Program 1 (CDBG Program): $2,605

Dues:

National Community Development Association (Agency membership – 1 year)	$2000
SC Association of Community Development Corporation (Agency membership – 1 year)	$ 750
Midlands Area Consortium for the Homeless (Agency membership – 1 year)	$ 100
TOTAL	$2850

Subscriptions and Books:

The Lexington Chronical Newspaper (1 year subscription)	$ 45.00
Other subscriptions, Books and Training Manuals (estimate)	$ 105.00
TOTAL	$ 150.00

525240 - PERSONAL MILEAGE REIMBURSEMENT **$450**

This line item is requested to cover the cost of Personal Mileage Reimbursement. Wherever practical, motor pool vehicles are used. However, there are occasions when it is more feasible for an employee to use their personal vehicle (i.e., unexpected field visits, meetings that begin before or end after the traditional workday, etc).

The reimbursement rate is based on the annual federal rate, which is difficult to predict and may change mid-year. The proposed amount is based on historic driving patterns to project sites and meetings, with a $.54 cents rate as set by the federal government.

Program 1 (CDBG Program): $450

- 64.1 miles/month x 12 months x $.585= $450

525250 - MOTOR POOL REIMBURSEMENT **$500**

This charge is for use of fleet vehicles and is based on historic usage.

Program 1 (CDBG Program): $500

- 71.2 miles/month x 12 months x $.585 = $500

525300 – UTILITIES / ADMINISTRATION BUILDING **$2,100**

The requested amount is an estimate based on historical data.

Program 1 (CDBG Program): $1,856

Program 2 (Title VI Compliance): $244

529903 - CONTINGENCY **$4,098** 330

These funds are typically available for unanticipated administration expenses. They may also be reassigned for projects, provided the proper public notice and public hearings have taken place to amend the Consolidated and/or Annual Action Plans.

The U.S. Department of Housing and Urban Development has set a cap of 20% of program award for administrative costs. This contingency allows for unforeseen demands, while keeping the program's administrative costs comfortably below the cap.

529950 - INDIRECT COSTS **$20,000**

These costs are associated with general internal support functions provided by the County to the grant program.

SECTION VI. D

CAPITAL LINE ITEM NARRATIVES

540000 - SMALL TOOLS & MINOR EQUIPMENT **$250**

This line item is used to cover a number of general items ranging from office equipment such as adding machines, dymo labels printers and telephones, to basic office furniture.

Program 1 (CDBG Program): $250

Office Chair (1 desk chair x $200 each = $200)

Miscellaneous Expenses (1 x $50 each - $50)

540010 - MINOR SOFTWARE **$7,116**

This line item is requested to provide software to be used for grant programs materials and marketing needs.

OPERATING LINE ITEM NARRATIVES

2400-181201
COMMUNITY DEVELOPMENT PROJECTS

Proposed projects for the upcoming year are identified below. The total costs are based on preliminary estimates. Additionally, organizations that receive CDBG funding are required to provide a 10% match of total funds awarded.

IN-HOUSE PROJECT LINE ITEMS

537180 – HOME PROGRAM PROJECT DELIVERY $10,000

CDBG funding is used to pay the project delivery costs associated with implementing the HOME Program. This includes appraisals, work specifications, construction inspections, environmental reviews, legal fees, underwriting and relocation costs etc.

537119 – MINOR HOUSING REPAIR PROGRAM $40,000

This project will continue an existing Lexington County program to assist low- and moderate-income homeowners with minor repairs to their homes. Through the above allocation, we anticipate assisting approximately 4 homeowners.

PUBLIC FACILITY AND INFRASTRUCTURE PROJECTS

5----- CITY OF WEST COLUMBIA SEWER LINE UPGRADE $385,000

CDBG funds will be used for 5,800 LF 12"of water main beginning near US 378 intersection and Meeting Street down through the area via Oliver Street and along Augusta Street, until intersecting with Ninth Street. Another 4,200 LF of 6" water main will be installed throughout the Mill Village area to provide increased fire protection.

5----BROOKLAND CENTER FOR COMMNITY ECONOMIC CHANGE-BLEC GYM RENOVATIONS $219,398

CDBG funds will be used to renovate the Gymnasium in the Brookland Lakeview Empowerment Center (BLEC), a community facility used to support the health, education and economic well-being of low and moderate income residents in West Columbia.

537255 – TOWN OF BATESBURG-LEESVILLE – AERATION BASIN #2 $458,201

CDBG funds will be used to install new liquid sodium hypochlorite and sodium metabisulfite feed equipment. The system is used for disinfecting the effluent wastewater stream of bacteria and viruses before discharge to the environment.

537245–LEXINGTON COUNTY FIRE SERVICE- FIRE SERVICE PUMPER TRUCKS $145,000

CDBG funds will be used for recommended replacement due to age and miles criterion of 2003 Freightliner/KME Pumper Truck. The Pumper Truck will help provide new and updated fire apparatus to areas of the County that possess significant LMI areas.

PUBLIC SERVICE PROJECTS

537250 BOYS AND GIRLS CLUB BE GREAT ACADEMY $58,000

CDBG funds will be used to provide 55 full scholarships to be involved in the BE GREAT Academy after school program which offers homework assistance, healthy snacks and over 25 enrichment activities in character and leadership development.

5----- HARVEST HOPE FOOD DISTRIBUTION SITES $30,000

CDBG funds will be used to continue to provide needed food pantry services for people at or below poverty level. These pantries will be located throughout Lexington County.

537213 IRMO CHAPIN RECREATION COMMISSION AFTERNOON ADVENTURES $85,462

CDBG funds will be used to continue the therapeutic afterschool care program for children with special needs, and to continue full-day services at both sites for students with special needs. Afternoon Adventures is currently the only affordable afterschool resource in Chapin for students with disabilities.

537232 IRMO CHAPIN RECREATION COMMISSION ATHLETIC SCHOLARSHIP $25,000

CDBG funds will be used to provide reduced athletic registration fees to low income youth. Participants who meet income qualifications will have the opportunity to play spring, fall and winter youth sports at one half the normal registration fees, while hardship cases may qualify for full scholarships.

534404 MIDLANDS HOUSING ALLIANCE, INC. $55,000

CDBG funds will be used to support their efforts to end homelessness. The funds will be used to purchase supplies, equipment services, repairs and maintenance related to program and client's needs.

COUNTY OF LEXINGTON
HOME PROGRAM
Annual Budget
FY 2022-23 Estimated Revenue

Object Code	Revenue Account Title	Actual 2020-21	Received Thru Nov 2021-22	Amended Budget Thru Nov 2021-22	Projected Revenues Thru Jun 2021-22	Requested 2022-23	Recommend 2022-23	Approved 2022-23
	*** HOME Program 2401:**							
	Revenues:							
456100	Program Income	22,639	9,287	27,215	27,215	27,215		
456101	Program Income (Note Receivable)	(22,639)	0	0	0	0		
457000	Federal Grant Income	370,621	84,074	722,712	722,712	722,712		
461150	Interest Income - Notes	4,576	0	0	0	0		
801000	Op Trn from General Fund	39,000	39,000	39,000	39,000	39,000		
	****Total Revenue**	414,197	132,361	788,927	788,927	788,927		
	*****Total Appropriation**				1,889,320	~~788,927~~ 722,712		
	FUND BALANCE Beginning of Year				670,985	(429,408)		
	FUND BALANCE - Projected End of Year				(429,408)	(363,193)		

COUNTY OF LEXINGTON
HOME PROGRAM
Annual Budget
Fiscal Year - 2022-23

Fund 2401
Division: : Community Development
Organization: 181200 - Community Development Administration

Object Code	Expenditure Classification	2020-21 Expend	2021-22 Expend (Dec)	2021-22 Amended (Dec)	2022-23 Requested	*BUDGET* 2022-23 Recommend	2022-23 Approved
	Personnel						
510100	Salaries & Wages - 1	39,923	19,059	42,827	42,827		
511112	FICA - Employer's Portion	2,706	1,399	3,276	3,276		
511113	State Retirement - Employer's Portion	5,863	2,816	7,092	7,092		
511120	Employee Insurance - 1	7,150	3,900	7,800	7,800		
511130	Workers Compensation	124	59	133	133		
519999	Personnel Contingency	0	0	0	0		
	*** Total Personnel**	**55,766**	**27,233**	**61,128**	**61,128**		
	Operating Expenses						
524201	General Tort Liability Insurance	0	0	0	0		
524202	Surety Bonds	0	0	0	0		
529903	Contingency	0	0	0	0		
	*** Total Operating**	**0**	**0**	**0**	**0**		
	**** Total Personnel & Operating**	**55,766**	**27,233**	**61,128**	**61,128**		
	Capital						
	**** Total Capital**	**0**	**0**	**0**	**0**		
	***** Total Budget Appropriation**	**55,766**	**27,233**	**61,128**	**61,128**		

COUNTY OF LEXINGTON
HOME PROGRAM
Annual Budget
Fiscal Year - 2022-23

Fund 2401
Division: Community Development
Organization - 181201 Community Development Projects

Object Code	Expenditure Classification	2020-21 Expend	2021-22 Expend (Dec)	2021-22 Amended (Dec)	2022-23 Requested	*BUDGET* 2022-23 Recommend	2022-23 Approved
	Personnel						
	*** Total Personnel**	**0**	**0**	**0**	**0**		
	Operating Expenses						
529903	Contingency	0	0	248,235	9,575		
537138	Community Housing Develop Organization	0	0	450,289	280,000		
537139	Homeownership Assistance Program	11,430	10,000	215,506	20,000		
537140	Housing Rehabilitation Program	156,180	103,870	320,559	250,440		
537192	Acquisition/Affordable Housing	171,800	0	593,603	101,569		
537225	Acquisition (Note Receivable)	0	0	0	0		
	*** Total Operating**	**339,410**	**113,870**	**1,828,192**	**661,584**		
	**** Total Personnel & Operating**	**339,410**	**113,870**	**1,828,192**	**661,584**		
	Capital						
	**** Total Capital**	**0**	**0**	**0**	**0**		
	***** Total Budget Appropriation**	**339,410**	**113,870**	**1,828,192**	**661,584**		

SECTION V - PROGRAM OVERVIEW

Program Overview:

Program – HOME Investment Partnerships Program

Objectives:

The objective of the HOME Investment Partnerships (HOME) Program is to create affordable housing for low-and moderate-income households. The HOME Program provides formula grants to states and localities to fund a wide range of affordable housing activities through a partnership with local nonprofit and for-profit entities. These activities will provide direct assistance to low-income people through building, buying, and/or rehabilitation of affordable housing for rentals, owner-occupied rehabilitation or homeownership. Examples of HOME Program activities include:

- Community Housing Development Organizations (CHDO's)
- Homeowner Rehabilitation
- Homebuyer Activity (Closing Costs and/or Down payment Assistance to Homebuyers)
- Rental Housing (Acquisition and Rehabilitation Assistance to Owners and Developers)
- New construction, reconstruction or rehabilitation of non-luxury housing
- Site Acquisition and Improvement

The staff of the County's HOME Program carry out the objectives and activities of the Program through administration, implementation, and oversight of the Program as established through the regulations of the United States Department of Housing and Urban Development (HUD). These responsibilities include the following:

- Ensuring compliance with applicable regulations
- Maintaining records and files
- Preparing plans and reports
- Managing infrastructure construction and other projects following federal and County guidelines
- Developing and monitoring annual program and individual project budgets
- Analyzing feasibility of potential projects
- Monitoring federal guidelines and recommending changes to the Program as needed

Community Planning and Development (CPD) Notice 92-19 allows for CDBG funds to be expended for program administrative costs, as defined at 24 CFR 570.206(a), (b), and (e), of the Home Investment Partnership Program (HOME). Accordingly, the CDBG Program operating budget (2400) includes some operating expenses for the HOME Program.

SECTION VI – LINE ITEM NARRATIVES

A. SUMMARY OF REVENUES

457000 – FEDERAL GRANT INCOME **$722,712**

The United States Department of Housing and Urban Development (HUD) establishes the annual award for all HOME Investment Partnerships (HOME) Participating Jurisdictions (PJ). The estimated amount of funds to be released from the United States Department of Housing and Urban Development (HUD) for FY 2017-18 is $481,875.

801000 – GENERAL FUND **$39,000**

This funding will be provided from the County's general fund and will be used to supplement program administration costs and matching funds for the HOME Program, as required by federal regulations. The HOME Investment Partnerships Program authorizes ten percent (10%) of the allocation for administrative costs. Any amount above the ten percent must be paid for with non-HOME funds.

SECTION VI. B – PERSONNEL LINE ITEM NARRATIVES

Position	Band
Program Coordinator	111

SECTION V.C

OPERATING LINE ITEM NARRATIVES

All operating costs for the HOME Investment Partnerships Program will be provided through Community Development Block Grant funds. Community Planning and Development (CPD) Notice 92-19 allows for CDBG funds to be expended for program administrative costs, as defined at 24 CFR 570.206(a), (b), and (e), of the Home Investment Partnership Program (HOME). Accordingly, the CDBG Program operating budget includes operating expenses for the HOME Program.

2401-181201
HOME INVESTMENT PARTNERSHIPS PROGRAM PROJECTS

Proposed projects for FY 2022-23 are identified below. The total costs are based on preliminary estimates.

529903 – CONTINGENCY **$9,576** 5

These funds will be set aside from the general fund supplement as required for the federal match contribution. Contingency will be used as needed to address budgetary shortfalls for a project or to address unanticipated project needs. Cost estimates may differ significantly from actual bids and needs may arise during the year not anticipated at the time the budget was developed. Additionally, when projects are completed and do not exhaust all funds, the remaining balances are transferred into this line item.

The National Affordable Housing Act requires the County of Lexington (and all Participating Jurisdictions) to provide affordable housing to low-income persons. Additionally, the U.S. Department of Housing and Urban Development (HUD) requires that the County provide a 25% local match to HOME funds.

537138 COMMUNITY HOUSING DEVELOPMENT ORGANIZATION (CHDO) **$280,000**

HUD requires that a minimum of 15% of the County's HOME funds be set aside for organizations designated as Community Housing Development Organizations (CHDO). Funding allocated for CHDOs may be used for eligible development activities that promote affordable housing activities that are owned, developed, or sponsored by CHDOs. The County has established criteria to certify CHDOs to assist the Community Development Department in accomplishing the goals of the HOME Program. County Staff has certified four organizations as CHDO's for Lexington County.

537139 - HOMEOWNERSHIP ASSISTANCE PROGRAM **$20,000**

The Homeownership Assistance Program will provide down payment assistance and/or closing cost assistance to low-and moderate income first-time homebuyers. Qualifying homebuyers must be employed or must provide income documentation in the form of disability benefits, Social Security benefits, and/or other retirement benefits. Additionally, all qualifying homebuyers must participate in pre-purchase counseling established by the Lexington County HOME Program. The amount of assistance provided will typically not exceed $5,000 per single family dwelling unit. Recapture provisions will be enacted through deferred forgivable loans. Funds will be used to assist approximately 16 first-time homebuyers. The specific guidelines of the Homeownership Assistance Program have been developed by HOME Program staff.

537140 HOUSING REHABILITATION PROGRAM **$250,440**

This Housing Rehabilitation Program will assist low- and moderate- income homeowners with qualifying repairs to their primary residence. Funds will be used to assist approximately 5 homeowners with significant repair needs.

Dependent upon the types and costs of repairs requested, additional eligible homeowners may be assisted through the Program. Program guidelines are structured to allow repair amounts for each home typically not to exceed $25,000, with limited assistance above $25,000 in certain circumstances. Guidelines for deferred payment loans are included in the specific program policies and procedures. The full guidelines for the Housing Rehabilitation Program have been developed by the Grant Programs staff.

537192 – ACQUISITION/AFFORDABLE HOUSING **$101,569**

This project will continue an existing Lexington County program to acquire and rehabilitate affordable housing for either homeownership or rental activities. Funds can be used in conjunction with the CHDO funding or for non-profit and for-profit sub-recipients, owners, developers and sponsors. These funds will be made available through the HOME Program (Fund 2401).

COUNTY OF LEXINGTON
EMERGENCY SOLUTIONS GRANT
Annual Budget
Fiscal Year - 2022-23

Object Code	Revenue Account Title	Actual 2020-21	Received Thru Nov 2021-22	Amended Budget Thru Nov 2021-22	Projected Revenues Thru Jun 2021-22	Requested 2022-23	Recommend 2022-23	Approved 2022-23
	***Emergency Solutions Grant 2402:**							
	Revenues:							
457000	Federal Grant Income	117,256	35,958	157,470	157,470	157,470		
	**** Total Revenue**	117,256	35,958	157,470	157,470	157,470		
	Total Appropriation:				309,217	157,470		
	FUND BALANCE Beginning of Year				0	(151,747)		
	FUND BALANCE - Projected End of Year				(151,747)	(151,747)		

Fund: 2402
Division: Community Development
Organization: 181201 - Community Development Projects

Object Code	Expenditure Classification	2020-21 Expend	2021-22 Expend (Dec)	2021-22 Amended (Dec)	BUDGET 2022-23 Requested	BUDGET 2022-23 Recommend	BUDGET 2022-23 Approved
	Personnel						
	*** Total Personnel**	**0**	**0**	**0**			
	Operating Expenses						
537253	Sistercare	82,900	18,907	229,168	112,000		
537254	United Way	24,356	12,024	29,291	25,000		
537259	Transitions	10,000	0	50,758	20,470		
	*** Total Operating**	**117,256**	**30,931**	**309,217**	**157,470**		
	**** Total Personnel & Operating**	**117,256**	**30,931**	**309,217**	**157,470**		
	Capital						
	**** Total Capital**	**0**	**0**	**0**	**0**		
	***** Total Budget Appropriation**	**117,256**	**30,931**	**309,217**	157,470		

SECTION I

COUNTY OF LEXINGTON
GENERAL FUND
SUMMARY OF DEPARTMENTAL REVENUES
Annual Budget
FY 2022-23 Estimated Revenue

Fund: 2410
Division: Judicial
Organization: 141100 - Clerk of Court

Object Code	Revenue Account Title	Actual 2019-20	Actual 2020-21	Anticipated 2021-22	Requested 2022-23	Recommend 2022-23	Approved 2022-23
	Revenues:						
451800	IV-D Transaction Reimbursement	480,078	535,942	500,000	500,000		
451801	IV-D Incentive Payments	32,708	25,854	25,000	25,000		
451804	IV-D Prior Year Audit Incentive	61,365	50,481	55,000	55,000		
	Other Revenues:						
461000	Investment Interest	20,640	20,640	7,500	7,500		
	**** Total Revenue (Section II)**	594,791	632,917	587,500	587,500		
	***** Total Appropriation (Section III)**				464,296		

SECTION II

COUNTY OF LEXINGTON
Proposed Revenues
Fines, Fees, and Other
Budget FY - 2022-2023

Fund #: 2410 Fund Name: IV-D

Organ. #: 141100 Organ. Name: Clerk of Court

Revenue Code	Fee Title	Actual Fees FY 2019-20	Actual Fees FY 2020-21	11/30/2021 Year-to-Date FY 2021-22	Anticipated Fiscal Year Total FY 2021-22	Budget: Units of Service	Budget: Current Fee	Budget: Current Total Estimated Fees FY 2022-23	Budget: Proposed Fee Change	Budget: Total Proposed Estimated Fees FY 2022-23
451800	IV-D Unit Cost Reimbursement	480,078	535,942	173,479	500,000			500,000		500,000
451801	IV-D Incentive Payment	32,708	25,854	13,150	25,000			25,000		25,000
451804	IV-D Prior Year Audit Incentive	61,635	50,481	50,481	55,000			55,000		55,000
461000	Investment Interest	$ 20,640	$ 20,640	$ 1,721	$ 7,500			$ 7,500		$ 7,500

COUNTY OF LEXINGTON
CLERK OF COURT/TITLE IV-D CHILD SUPPORT
Annual Budget
FY 2022-23 Estimated Revenue

Object Code	Revenue Account Title	Actual 2020-21	Received Thru Nov 2021-22	Amended Budget Thru Nov 2021-22	Projected Revenues Thru Jun 2021-22	Requested 2022-23	Recommend 2022-23	Approved 2022-23
	***Clerk of Court Title IV-D DSS Child Support 2410:**							
	Revenues:							
451800	IV-D Transaction Reimbursement	535,942	173,479	500,000	500,000	500,000		
451801	IV-D Incentive Payments	25,854	13,150	25,000	25,000	25,000		
451804	IV-D Prior Year Audit Incentive	50,481	50,481	55,000	55,000	55,000		
	Other Revenues:							
461000	Investment Interest	20,640	1,721	7,500	7,500	7,500		
	**** Total Revenue**	632,917	238,831	587,500	587,500	587,500		
	Total Appropriation:				435,024	464,296		
	FUND BALANCE Beginning of Year				1,698,210	1,850,686		
	FUND BALANCE - Projected End of Year				1,850,686	1,973,890		

COUNTY OF LEXINGTON
CLERK OF COURT/TITLE IV-D CHILD SUPPORT
Annual Budget
Fiscal Year - 2022-23

Fund: 2410
Division: Judicial
Organization: 141100 - Clerk of Court

Object Code	Expenditure Classification	2020-21 Expend	2021-22 Expend (Dec)	2021-22 Amended (Dec)	2022-23 Requested	*BUDGET* 2022-23 Recommend	2022-23 Approved
	Personnel						
510100	Salaries & Wages - 6	206,003	107,933	262,380	232,692		
510199	Special Overtime	0	0	0	0		
510200	Overtime	0	0	0	0		
510300	Part Time - 4 (2.0 - FTE)	27,704	14,811	38,807	91,688		
511112	FICA - Employer's Portion	17,089	9,068	23,041	24,815		
511113	State Retirement - Employer's Portion	32,746	17,165	49,877	60,205		
511114	Police Retirement - Employer's Portion	0	0	0	0		
511120	Employee Insurance - 6	46,800	23,400	46,800	46,800		
511130	Workers Compensation	725	381	934	934		
511131	SC Unemployment	1,896	0	0	0		
511213	SCRS - Emplr. Port. (Retiree)	1,712	1,122	0	0		
	*** Total Personnel**	**334,675**	**173,880**	**421,839**	**457,134**		
	Operating Expenses						
520200	Contracted Services	5,750	3,133	4,000	4,000		
521000	Office Supplies	0	0	600	600		
522200	Small Equipment Repair & Maint.	0	0	150	150		
524201	General Tort Liability Insurance	187	187	196	206		
524202	Surety Bonds - 5	50	0	0	0		
525000	Telephone	1,674	837	1,690	1,690		
525041	E-mail Service Charges - 3	516	215	516	516		
529903	Contingency	0	0	0	0		
	*** Total Operating**	**8,177**	**4,372**	**7,152**	**7,162**		
	**** Total Personnel & Operating**	**342,852**	**178,252**	**428,991**	**464,296**		
	Capital						
540000	Small Tools & Minor Equipment	0	0	0	0		
540010	Minor Software	0	0	0	0		
	All Other Equipment	0	0	3,140	0		
	**** Total Capital**	**0**	**0**	**3,140**	**0**		
	***** Total Budget Appropriation**	**342,852**	**178,252**	**432,131**	**464,296**		

SECTION IV

COUNTY OF LEXINGTON
Capital Item Summary
Fiscal Year - 2022-23

Fund # 2410 Fund Title: IV-D
Organization # 141100 Organization Title: Clerk of Court
Program # Program Title: IV-D Child Support

Qty	Item Description	***BUDGET*** 2022-23 Requested Amount
540000	Small Tools & Minor Equipment	0
540010	Minor Software	0

**** Total Capital (Transfer Total to Section III)** **0**

SECTION V. - PROGRAM OVERVIEW

Summary of Programs:
Program: I- Title IV-D Fund

Objectives:

The Clerk of Court's objective is to insure that the Federal Child Support Enforcement Act, which sets forth a detailed system in which local authorities must work together to enforce child support obligations, insuring the States whose enforcement provisions meet federal guidelines, receive allocated federal funds. Use of Federal Child Support Enforcement Act funds is controlled by the *SC. Code of Laws 43-5-235*, which provides for reimbursement of local entities for cost of child support collection and paternity determination programs.

DSS enters into an annual agreement with the Clerk of Court to reimburse and to pay federal financial participation and incentives pursuant to the terms of the agreement for a portion of the cost of developing and implementing a child support collection and paternity determination program.

Service Standards:

	SERVICE LEVELS			
Service Level Indicators:	**Actual FY 19/20**	**Actual FY 20/21**	**Estimated FY 21/22**	**Projected FY 22/23**
Rule To Show Cause (RTSC)	720	720	730	730
Bench Warrants	300	300	300	300
Order of Discharge	252	252	250	275
Orders	1,400	1,400	1,620	1,800
Audits & Reviews	120	120	150	150
Files Pulled	320	320	380	400
Aff of Service/Non-Service	720	720	800	800
Correspondence	700	700	900	900
Telephone	5,000	5,000	20,000	25,000
Monthly AFDC Report	20/60pg	20/60pg	20/60pg	20/60pg
Monthly Non-AFDC Report	120/120pg	120/120pg	120/120pg	120/120pg
Monthly URESA Report	20/5pg	20/5pg	20/5pg	20/5pg
Certified Letters	10	10	100	100
File Returned Certified Letters	3	3	30	30

SECTION VI. - LINE ITEM NARRATIVES

SECTION VI. A - LISTING OF REVENUES

451800 – TITLE IV-D UNIT COST REIMBURSEMENT **$ 500,000.00**

An agreement of Cooperation contract was entered into by and between the Clerk of Court of each county and the South Carolina Department of Social Services. In accordance with section 43-5-235 of the South Carolina Code of Laws (1976 as Amended), DSS will provide to the County fiscal incentives and federal financial participation. These monies will be paid to the County Treasurer on a monthly basis. The Treasurer will deposit these monies into a separate account for the Family Court section of the office of the Clerk of Court for the exclusive use for all activities related to the establishment, collection, and enforcement of child support obligations for the fiscal year in which payments are earned. These funds may be used only by the Family Court section. Monies paid to the county may not be used to replace operating funds of the budget to the family court section. Upon determination by DSS that the Treasurer has failed to comply with the full intent of these funding provisions, DSS may escrow the financial incentive and federal financial participation funds until the county complies or terminate this agreement of cooperation. Funds in this separate account not encumbered for child support activities revert to the general fund of the county at the end of the fiscal year in which they are earned. The amount received thus far for July thru December 2021 is $ 195,473.49.

451801 – TITLE IV-D INCENTIVE **$ 25,000.00**

The Child Support Enforcement program under Title IV-D of the Social Security Act provides for the payment of incentives to the eligible political subdivision in which child support collections are made. It is treated the same way as the Title IV-D unit cost reimbursement. The amount received for July thru December 2021 is $12,846.00

451804 – IV-D PRIOR YEAR AUDIT INCENTIVE **$ 55,000.00**

The revenue generated from the Prior DSS Yearly Audit has not been received as they are not through with their calculations. Based on prior years, we are estimating the amount will be approximately $55,000.00. The July through December amount received for 2021 is $50,480.96.

461000 – INVESTMENT INTEREST **$ 7,500.00**

Amended budget through 11-30-21

SECTION VI. B - LISTING OF POSITIONS

Current Staffing Level:

Job Title	Positions	Full Time Equivalent General Fund	Other Fund	Total	Grade
Senior Court Administrator	1		1	1	210
Delinquent Account Manager	1		1	1	208
Caseworker	2		2	2	106
Admin Assistant I	2		2	2	105
Admin Assistant I - PT	2		1	1	105
Admin Assistant III	1		1	1	107
Intern	2		1	1	101
	10		9	9	

Six of these positions require insurance.

Display organization flowchart:

SECTION VI. C - OPERATING LINE ITEM NARRATIVES

520200 - CONTRACTED SERVICES **$ 4,000.00**

Used to pay for security at DSS hearings at Red Bank Crossing. This is in the Town limits of Lexington so we use off-duty Town police from Extra Duty Solutions to work within their jurisdiction.

521000 - OFFICE SUPPLIES **$ 600.00**

This account is used for pens, pencils, printing, and paper for Rules to show cause, miscellaneous supplies, toner cartridges for fax machines and printer and maintenance kits.

522200 - SMALL EQUIPMENT REPAIRS & MAINTENANCE **$150.00**

This account will be used for maintenance and repair on scanners, electric seals, printers, and any other miscellaneous equipment located within the Clerk of Court's office.

524201 - GENERAL TORT LIABILITY INSURANCE **$ 206.00**

This is based on the fee schedule provided by Human Resources

525000 - TELEPHONE **$ 1,690.00**

This account is used to pay for telephone services for 6 phones with voice mail for employees.

525041 – E-MAIL SERVICE CHARGE **$ 516.00**

Six at $10.75 for monthly charge of $64.50 and annual fee of $774.00.

529903 – CONTINGENCY **$ 0.00**

SECTION VI. D - CAPITAL LINE ITEM NARRATIVES

CAPITAL REQUEST **$ 0.00**

N/A

COUNTY OF LEXINGTON
DHEC - EMS GRANT-IN-AID
Annual Budget
Fiscal Year - 2022-23

Object Code	Revenue Account Title	Actual 2020-21	Received Thru Nov 2021-22	Amended Budget Thru Nov 2021-22	Projected Revenues Thru Jun 2021-22	Requested 2022-23	Recommend 2022-23	Approved 2022-23
	***DHEC - EMS Grant-In-Aid 2520:**							
	Revenues:							
459100	DHEC - EMS Grant-In-Aid	21,044	0	21,344	21,344	21,344		
801000	Op Trn from General Fund	1,158	0	1,242	1,242	1,242		
	****Total Revenue**	22,202	0	22,586	22,586	22,586		
	*****Total Appropriation**				22,586	22,586		
	FUND BALANCE Beginning of Year				1,986	1,986		
	FUND BALANCE - Estimated End of Year				1,986	1,986		

Fund: 2520
Division: Department of Emergency Services
Organization: 131400 - Emergency Medical Services

Object Code	Expenditure Classification	2020-21 Expend	2021-22 Expend (Dec)	2021-22 Amended (Dec)	2022-23 Requested	*BUDGET* 2022-23 Recommend	2022-23 Approved
	Personnel						
	*** Total Personnel**	**0**	**0**	**0**	**0**		
	Operating Expenses						
525210	Conference, Meeting & Training Expense	22,202	0	22,586	22,586		
529903	Contingency	0	0	0	0		
	*** Total Operating**	**22,202**	**0**	**22,586**	**22,586**		
	**** Total Personnel & Operating**	**22,202**	**0**	**22,586**	**22,586**		
	Capital						
540010	Minor Software	0	0	0	0		
	All Other Equipment	0	0	0	0		
	**** Total Capital**	**0**	**0**	**0**	**0**		
	*****Total Budget Appropriation**	**22,202**	**0**	**22,586**	**22,586**		

Section V – PROGRAM OVERVIEW

EMERGENCY MEDICAL SERVICES DIVISION
GRANT-IN-AID

The DHEC EMS Grant-in-Aid Program is intended to provide financial assistance to counties to improve and upgrade the EMS system in order to reduce injuries and the loss of life. All DHEC licensed ambulance services that provide emergency treatment and transport services are eligible to receive grant funds. Grant funds are awarded on a 94.5% state / 5.5% county matching fund basis.

SECTION VI.C – OPERATING LINE NARRATIVES

EMERGENCY MEDICAL SERVICES

525210 – CONFERENCE AND MEETING EXPENSES **$22,586**

Funds are needed to train Paramedics to implement full staffing.

12 Students @ $1,882.16 = $22,586

COUNTY OF LEXINGTON
ECONOMIC DEVELOPMENT
Annual Budget
FY 2022-23 Estimated Revenue

Object Code	Revenue Account Title	Actual 2020-21	Received Thru Nov 2021-22	Amended Budget Thru Nov 2021-22	Projected Revenue Thru Jun 2021-22	Requested 2022-23	Recommend 2022-23	Approved 2022-23
	***Economic Development 2000:**							
	Revenues:							
438905	Cell Phone Sales	20	0	0	0	0		
458000	State Grant Income	19,750	0	0	0	0		
461000	Investment Interest	618	44	1,000	1,000	1,000		
469900	Miscellaneous Revenues	202,558	0	0	0	0		
821000	R.E.T. from General Fund	1,043,685	1,353,829	1,353,829	1,353,829	1,539,013		
	****Total Revenue**	1,266,631	1,353,873	1,354,829	1,354,829	1,539,013		
	**** Total Appropriation**				1,575,395	1,539,013		

FUND BALANCE Beginning of Year	272,232	51,666
FUND BALANCE - Projected End of Year	51,666	52,666

COUNTY OF LEXINGTON
ECONOMIC DEVELOPMENT
Annual Budget
Fiscal Year - 2022-23

Fund 2000
Division: Economic Development
Organization: 181100 - Economic Development Projects

Object Expenditure Code	Classification	2020-21 Expend	2021-22 Expend (Dec)	2021-22 Amended (Dec)	BUDGET 2022-23 Requested	BUDGET 2022-23 Recommend	BUDGET 2022-23 Approved
	Personnel						
	*** Total Personnel**	**0**	**0**	**0**	**0**		
	Operating Expenses						
520103	Landscaping/Ground Maintenance	130,296	55,056	178,767	181,530		
520200	Contracted Services	78,320	0	157,191	81,180		
520300	Professional Services	4,997	0	0	0		
524000	Building Insurance	2,171	0	0	0		
524999	Other Insurance	0	4,441	0	4,883		
525100	Postage	5	0	0	0		
525302	Util/Saxe Gotha Industrial Park	72,604	39,949	96,162	72,943		
525303	Util/Chapin Technology Park	107,102	53,617	151,982	125,084		
525324	Util/Batesburg-Leesville Industrial Park	23,726	11,321	42,490	22,658		
529903	Contingency	0	0	0	0		
537010	Certified Sites Program	42,525	500	108,875	320,000		
	*** Total Operating**	**461,746**	**164,884**	**735,467**	**808,278**		
	**** Total Personnel & Operating**	**461,746**	**164,884**	**735,467**	**808,278**		
	Capital						
5AK405	CTP Infrast. Repair - Utility Prov	118,725	0	46,512	0		
5AL480	Chapin Park Stormwater Engineering	0	27,500	38,500	0		
5AM357	BLIP-Plat of Parcel 13	0	7,500	7,500	0		
	****Total Capital**	**118,725**	**35,000**	**92,512**	**0**		
	Other Financing Uses						
811000	Op Trn to General Fund/Cty Ordinary	0	0	0	0		
814506	Op Trn to Saxe Gotha Industrial Park	0	0	0	0		
815801	Op Trn to Lex Cty Airport Capital Projects	0	0	0	0		
	****Total Other Financing Uses**	**0**	**0**	**0**	**0**		
	***** Total Budget Appropriation**	**580,471**	**199,884**	**827,979**	**808,278**		

COUNTY OF LEXINGTON
ECONOMIC DEVELOPMENT
Annual Budget
Fiscal Year - 2022-23

Fund 2000
Division: Economic Development
Organization: 181101 - Economic Development Administration

Object Expenditure Code	Classification	2020-21 Expend	2021-22 Expend (Dec)	2021-22 Amended (Dec)	2022-23 Requested	BUDGET 2022-23 Recommend	BUDGET 2022-23 Approved
	Personnel						
510100	Salaries & Wages - 4	166,651	51,260	211,115	211,115		
511112	FICA - Employer's Portion	12,177	3,764	16,151	16,151		
511113	State Retirement - Employer's Portion	24,846	6,808	34,524	34,524		
511120	Employee Insurance - 4	23,400	15,600	31,200	31,200		
511130	Workers Compensation	2,554	1,109	2,710	2,710		
519999	Personnel Contingency	0	0	6,336	6,336		
	*** Total Personnel**	**229,628**	**78,541**	**302,036**	**302,036**		
	Operating Expenses						
520221	Website Service	10,022	1,312	9,321	3,763		
520300	Professional Services	70	0	0	0		
520319	Engineering Services	21,000	49,000	111,500	111,500		
520400	Advertising & Publicity	92,407	5,001	77,090	95,275		
520500	Legal Services	20,790	3,465	24,413	18,310		
520702	Technical Currency & Support	629	629	630	630		
521000	Office Supplies	610	217	1,449	1,510		
521100	Duplicating	145	46	350	191		
521200	Operating Supplies	0	0	500	500		
522300	Vehicle Repairs & Maintenance	0	8	400	400		
524000	Building Insurance	126	5,705	2,297	5,877		
524100	Vehicle Insurance	615	615	616	616		
524101	Comprehensive Insurance	141	141	169	142		
524201	General Tort Liability Insurance	994	994	2,100	1,051		
524202	Surety Bonds	38	0	0	0		
525000	Telephone	951	476	1,192	1,192		
525006	GPS Monitoring Charges	203	102	204	204		
525021	Smart Phone Charges	1,308	432	2,304	2,304		
525041	E-mail Service Charges - 4	387	118	516	516		
525100	Postage	147	36	429	77		
525110	Other Parcel Delivery Service	0	0	200	100		
525210	Conference, Meeting & Training Expense	5,130	2,537	11,750	11,487		
525230	Subscriptions, Dues, & Books	4,010	2,700	4,735	4,535		
525240	Personal Mileage Reimbursement	1,468	34	2,621	2,164		
525300	Utilities - Administration	6,765	2,566	8,237	8,237		
525400	Gas, Fuel & Oil	120	479	2,400	1,045		
525600	Uniforms & Clothing	0	0	250	125		
534301	Central Carolina Econ. Develop Alliance	80,000	36,000	72,000	72,000		
534303	Riverfront Alliance	55,000	27,500	55,000	55,000		
537006	USC Incubator Project	25,000	12,500	25,000	25,000		
537190	Engenuity SC	25,000	12,500	25,000	0		
	*** Total Operating**	**353,076**	**165,113**	**442,673**	**423,751**		
	**** Total Personnel & Operating**	**582,704**	**243,654**	**744,709**	**725,787**		

COUNTY OF LEXINGTON
ECONOMIC DEVELOPMENT
Annual Budget
Fiscal Year - 2022-23

Fund 2000
Division: Economic Development
Organization: 181101 - Economic Development Administration

Object Expenditure Code	Classification	2020-21 Expend	2021-22 Expend (Dec)	2021-22 Amended (Dec)	BUDGET 2022-23 Requested	BUDGET 2022-23 Recommend	BUDGET 2022-23 Approved
	Capital						
540000	Small Tools & Minor Equipment	261	0	250	100		
540010	Minor Software	0	0	435	0		
	All Other Equipment	2,708	0	2,022	4,848		
	****Total Capital**	**2,969**	**0**	**2,707**	**4,948**		
	***** Total Budget Appropriation**	**585,673**	**243,654**	**747,416**	**730,735**		

SECTION IV

COUNTY OF LEXINGTON
Capital Item Summary
Fiscal Year - 2022-23

Fund # 2000 Fund Title: Economic Development
Organization # 181101 Organization Title: Economic Development Administration
Program # 180 Program Title: Community & Economic Development

Qty	Item Description	***BUDGET*** 2022-23 Requested Amount
540000	**Small Tools & Minor Equipment**	
1	Office Chair (New)	60
1	Office Bookshelf	40
	All Other Equipment	
2	Standard Laptops with Accessories	4,177
1	IPAD with Accessories	417
1	Desktop Monitor	254
	**** Total Capital (Transfer Total to Section III)**	**4,948**

SECTION V - PROGRAM OVERVIEW

Summary of Programs:

Program 1 – Economic Development Real Estate Operating Expenses

Objectives:

To provide for on-going operating expenses associated with the maintenance of Lexington County's three (3) business parks. To achieve and maintain status as South Carolina Department of Commerce's Palmetto Sites for all three (3) aforementioned business parks.

The goal is to maintain the grounds and accoutrements in Lexington County's three (3) business parks in a highly presentable fashion in order to keep the appearance attractive to new and existing occupants.

Service Standards:

a. To assist and advise Lexington County Council and the Lexington County Administrator on County-owned economic development real estate.
b. To coordinate the economic development real estate matters with the County's Chief Legal Counsel.
c. To coordinate with other County Departments on maintenance and other related needs in our parks.
d. To ensure that the appearance of our industrial parks are properly maintained.
e. To achieve and maintain designation as South Carolina Palmetto Sites for our three (3) business parks.

SECTION VI. C - OPERATING LINE ITEM NARRATIVES

520103 – LANDSCAPING / GROUND MAINTENANCE / INDUSTRIAL PARKS **$181,530**

Cost to cover the estimated expense of maintaining the landscaping and streets at the three (3) business parks owned by Lexington County:

- Saxe Gotha Industrial Park North and South
  - Landscaping (to include a separate line item for Litter Control):
    - Cost for 12 months = $53,999.00
    - One (1) On-Demand Litter Pickup = $500.00
  - Street Sweeping / Cleaning:
    - $1,200/each x 1 = $1,200
- Chapin Business & Technology Park at Brighton
  - Landscaping (to include Litter Control):
    - Cost for 12 months = $65,305.00
  - Fountain Maintenance
    - $2,466.75 Monthly
    - $2,466.75 x 12 = $29,601.00
  - Street Sweeping / Cleaning:
    - $1,200/each x 1 = $1,200
- Batesburg-Leesville Industrial Park
  - Landscaping (to include Litter Control):
    - Cost for 12 months = $28,525.00
  - Street Sweeping / Cleaning:
    - 1,200/each x 1 = $1,200

520200 – CONTRACTED SERVICES **$81,180**

Cost to cover the estimated expense of completing annual herbicide treatments at Chapin Business & Technology Park at Brighton, Saxe Gotha Industrial Park North and South and the Batesburg-Leesville Industrial Park:

- Chapin Business & Technology Park – approx. 120 acres of timbered property
  - 120 x $220 (estimated cost of herbicide treatment) = $26,400.00
- Saxe Gotha Industrial Park Phase I – approx. 131 acres of timbered property
  - 60 x $220 (estimated cost of herbicide treatment) = $13,200.00
- Saxe Gotha Industrial Park Phase II – approx. 140 acres of timbered property
  - 122 x $220 (estimated cost of herbicide treatment) = $26,840.00
- Batesburg-Leesville Industrial Park – approx. 38 acres of timbered property
  - 67 x $220 (estimated cost of herbicide treatment) = $14,740.00

524999 – Other Insurance **$4,883**

Insurance for the fountain in the Chapin Business & Technology Park at Brighton

525302 – UTILITIES / SAXE GOTHA INDUSTRIAL PARK **$72,943**

Cost to cover the estimated expense for Saxe Gotha Industrial Park Phase I and Phase II:

- Lighting
  - Total Monthly Lighting Charges - $6,020.11 average monthly
    - $6,020.11 x 12 = $72,241.37
- Electrical
  - Signage (12th Street) - $350.28/year
  - Signage (Old Wire) - $350.64year

525303 – UTILITIES / CHAPIN BUSINESS & TECHNOLOGY PARK at BRIGHTON **$125,084**

Cost to cover the estimated expense for Chapin Business & Technology Park at Brighton:

- Lighting
  - Total Monthly Lighting Charges - $7,550.19 average monthly
  - $7,550.19 x 12 = $90,602.39
- Electrical
  - Entrance Signs (2)
    - $41.80 average monthly
    - $41.80 x 12 = $501.60
  - Fountain
    - $1,015.89 average monthly
    - $1,015.89 x 12 = $12,190.70
- Water
  - $1,815.72 average monthly
  - $1,815.72 x 12 = $21,788.69

525324 – UTILITIES – BATESBURG-LEESVILLE INDUSTRIAL PARK **$22,658**

- Batesburg-Leesville Industrial Park
  - Lighting
    - Total Monthly Lighting Charges – $1,825.80 average monthly
    - $1,825.80 x 12 = $21,909.60
  - Electrical
    - Entrance Sign
      - $38.35 average monthly
      - $38.35 x 12 = $460.20
  - Water
    - $24 total monthly charge
    - $24 x 12 = $288.00

537010 – CERTIFIED SITES PROGRAM **$320,000**

Under the South Carolina Department of Commerce's Palmetto Sites Program, the Site and Community Readiness Evaluation Phase cost is covered by SCDOC for publically-owned or controlled sites. Grants to assist for the cost of the remainder of the program (Due Diligence Phase) are available through a competitive process.

- Standalone Sites:
  - 53-Acre Site: $113,500
    (Boundary Survey: $8,500; Phase I Environmental: $4,500; Wetlands Delineation & USACE Verification: $13,500; Subsurface Geotechnical Exploration: $16,500; Cultural Resources Survey: $7,500; Protected Species Assessment: $5,500; Due Diligence Assessment Report & Utility Letters: $25,000; Traffic Study: $25,000; Conceptual Master Plan: $7,500)
  - +/- 1,886-Acre Site: $206,500
    (Boundary Survey: $55,000; Phase I Environmental: $7,500; Wetlands Delineation & USACE Verification: $29,000; Subsurface Geotechnical Exploration: $48,500; Cultural Resources Survey: $25,000; Protected Species Assessment: $6,500; Due Diligence Assessment Report & Utility Letters: $25,000; Traffic Study: $25,000; Conceptual Master Plan: $10,000)

*Economic Development staff may have the opportunity to apply for grant monies from SCDOC; however, there is no guarantee that the grant will be awarded. Each county is only allowed to submit one property per calendar year when applying for grant monies through this program.

SECTION V. - PROGRAM OVERVIEW

Program 1 – Economic Development

Program:

Objectives:

To create general wealth in the County of Lexington deriving from new and expanding enterprises and the payrolls and benefits associated there within. To expand and broaden the tax base of the County of Lexington by attracting, sustaining and expanding a diversified mix of enterprises. To cultivate the recruitment of talent. To encourage public and private sector investment in the development of quality sites, buildings and business parks containing the infrastructure necessary to support new and expanding enterprises. To increase the number and diversity of job opportunities in the County. Over the long term, to create a sufficient number of diversified employment opportunities resulting in a meaningful reduction in the level of out-commuting to work by residents of the County.

To achieve these objectives, the Economic Development Department must work collaboratively with economic development allies such as the South Carolina Department of Commerce (SCDOC), the Central South Carolina Alliance, specific statewide organizations such as SC BIO, SCMEP, etc. and the various utilities that serve the County and many other entities. In addition, the Department must develop and maintain strong working relationships with other County Departments, municipal governments, educational institutions and the private sector to ensure that the County of Lexington maintains its positive image as the best place to conduct business.

Service Standards:

a. To assist and advise the County Council, County Administrator and department heads in all aspects of economic development.
b. To coordinate the economic development efforts with the County's Chief Legal Counsel.
c. To be the single point of contact for the County of Lexington on all matters relating to economic development.
d. To be an "impartial broker" and ensure that all real estate options that meet the criteria set forth by prospective new enterprises are exposed to prospects regardless of ownership or location.
e. To catalog and maintain contemporary data on sites, buildings and business parks County-wide.
f. To foster the creation of new product, including business parks and speculative buildings.
g. To proactively pursue certification of available County-owned properties and to assist private property owners in pursuing certification.
h. To provide economic development educational opportunities to staff.
i. To increase the awareness of market trends and update web appearance and information in an effort to better position and market the County.
j. To respond to the inquiries and needs of companies considering the County for a new location or fulfilling the needs of existing industries considering expansions.
k. To implement a focused and systematic Business Expansion and Retention (BRE) program to ensure that our existing employers are appreciated and heard. To be the ombudsman between existing employers, county government and other service providers.
l. To ensure that discretionary incentives at the County's disposal are properly justified by cost-benefit and return on investment analyses. To monitor the level of job creation, capital investment, payrolls and related performance criteria for incentivized projects and to assist as needed in enforcing penalty clauses in performance-based incentive agreements.

SECTION VI. - LINE ITEM NARRATIVES

SECTION VI. A - LISTING OF REVENUES

417100 – Fee in Lieu of Taxes **$0**

Based on discussions with the Finance Department.

461000 – Investment Interest **$1,000**

Based on discussions with the Finance Department.

821000 – Residual Equity Transfer from General Fund **$1,539,013**

Based on current year needs.

SECTION VI. B - LISTING OF POSITIONS

Current Staffing Level:

Job Title	Positions	Full Time Equivalent General Fund	Other Fund	Total	Grade
Director	1	1		1	217
Economic Development Manager	1	1		1	211
Existing Business & Industry Manager	1	1		1	208
Administrative Assistant III	1	1		1	107
Total Positions	4	4		4	

All of these positions require insurance.

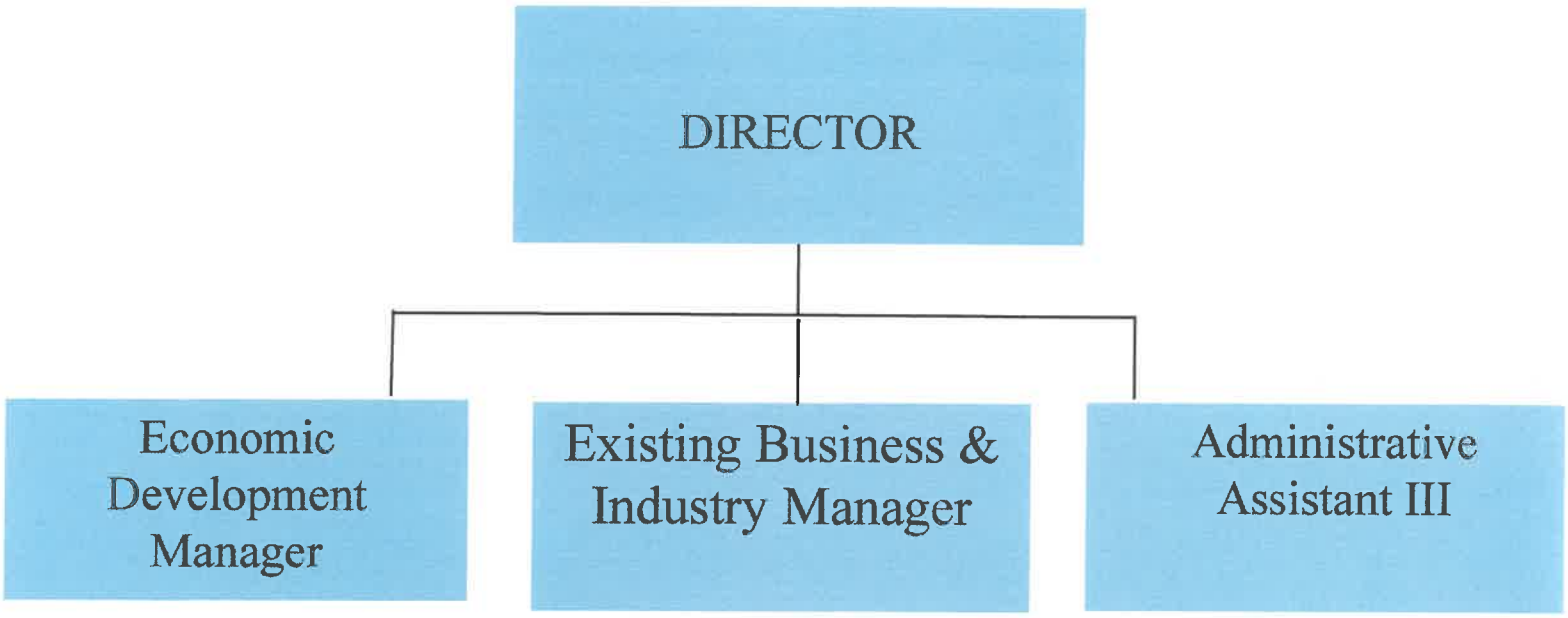

SECTION VI. C - OPERATING LINE ITEM NARRATIVES

520221 – WEBSITE SERVICES **$3,763**

Costs to cover the necessary expenses for routine updates on the economic development website.
Maintenance – Annual – 24 hours @ $150.00/hr.
Hosting: Backup and Security – HostGator – 1 year: $112.17
Website Domain – 1 year: $50.00

520319 - ENGINEERING SERVICES **$111,500**

Cost to cover site improvement management; updated Master Development plans; assistance with the preparation of bid documents; project management and direct oversight of construction/development work in progress; site specific renderings; drone videography (when applicable based on specific Request for Information [RFI] requests); and specific due diligence to include but not limited to wetland delineations and requests/submittals to the US Army Corps of Engineers, updated boundary surveys, etc.
**Projected amount based on prior FY budget.

520400 – ADVERTISING & PUBLICITY **$95,275**

Cost to cover targeted marketing to promote Lexington County's three (3) business parks; quarterly newsletters for existing industry and allies; print and digital advertisements promoting Lexington County; subscription for advertising all three (3)-business parks on a national platform:

- Airport Advertisement:
  - Creation of new content & design = $3,408
  - 2 - 8 foot wall-wrap in concourse = $7,560
  - QR Code = $75.00
- Quarterly Newsletter – 4 newsletters @ $1500.00/each = $6,000.00 annually
- MailChimp: $100/month = $1,200.00 (12 months)
- Digital Ads = $46,000.00
  - Industry Publication Email Advertising Campaign – to promote publicly owned economic development real estate assets to site location consultants and corporate site selectors.
    - Business Facilities: $12,500.00
    - Site Selection: $10,000.00
    - Area Development: $18,500.00
    - Artwork for above digital advertisements: $5,000.00
- Updating General County of Lexington Economic Development Brochure, to include printing 500 pieces = $8,132
- Photography for five (5) new locations = $3,300.00
- Social Media/Graphic: $75 each, $150/month x 12 = $1,800.00
- LoopNet – 12 months @ $195/month (3 business parks) = $7,020
- Customized materials for Request for Information (RFI) responses, prospect visits, etc. = $10,780

520500 – LEGAL SERVICES **$18,310**

Cost to cover legal advice and document preparation on all economic development projects; based on YTD and historic activity:

$4,882.50/4 = $1,220.63
$1,220.63 X 12 = $14,647.50
$14,647.50 X 25% = $3,661.88
$14,647.50 + $3,661.88= $18,309.38

520702 - TECHNICAL CURRENCY & SUPPORT **$630**

Subscription to maintain Constant Contact for easy access to contacts for emailing newsletters, event invitations, etc.

- Constant Contact - $52.43/month
  $52.43 x 12 = $629.16

521000 - OFFICE SUPPLIES **$1,510**

Costs to cover routine office supplies (paper, ink cartridges, pens, file folders, notebooks, binders, dividers, envelopes, business cards, stationary, forms, etc.)

Toner (black): $92.84
$92.84 x (2) = $185.68
Toner color: $116.40 each
$116.40 x (2) = $232.80
$116.40 x (2) = $232.80
$116.40 x (2) = $232.80
Total all toner = $884.08
Miscellaneous office supplies based on four (4) employees = **$625.20**

521100 - DUPLICATING **$191**

Cost to cover copying internal work papers, reports, emails, budget forms, procurement forms, finance forms and other related documents -- $0.0315 per copy

$45.78/5 = $9.16 per month
$9.16 x 12 = $109.92

Printer Paper ($3.24/ream) x 25 = $81.00
$81.00 + $109.92 = $190.92

521200 - OPERATING SUPPLIES **$500**

Cost to cover miscellaneous operating supplies for the department (ribbon for Grand Openings, address marker replacements for parcels within the three (3) business parks, specific materials for individualized prospect visits, etc.)

522300 – VEHICLE REPAIRS & MAINTENANCE **$400**

Cost to cover vehicle repairs and maintenance per Fleet Services.

524000 - BUILDING INSURANCE **$5,877**

Cost to cover allocated building insurance per schedule.

524100 – VEHICLE INSURANCE **$616**

Cost to cover allocated vehicle insurance per schedule.

524101 – COMPREHENSIVE INSURANCE **$142**

Cost to cover the allocated comprehensive insurance per schedule.

524201 - GENERAL TORT LIABILITY INSURANCE **$1,051**

Cost to cover general tort liability insurance per schedule.

524202 – SURETY BOND **$0**

No Surety bond FY 22-23 per Finance Department.

525000 - TELEPHONE **$1,192**

Cost to cover all of the telephone services for the Economic Development Department. Total of five (5) lines in the department:

(4) Existing lines with voicemail = $20.07
$20.07 x 4 = $80.28
$80.28 x 12 = $963.36
(1) Existing line without voicemail = $19.01
$19.01 x 12 = $228.12
$963.36 + $228.12 = $1,191.48

525006 – GPS MONITORING SYSTEM **$204**

Cost to cover 12 months of the GPS Monitoring Service
$16.95/month x 12 months = $203.40

525021 – SMART PHONE CHARGES **$2,304**

Cost to cover all of the cellular telephone services for the Economic Development Department. There will be (3) cell phones in the department:

(3) Cell phones (with hot spot) @ $64/month = $192
$192 x 12 = $2,304

525041 EMAIL SERVICE CHARGES # **$516**

Costs to cover all of the email services for the Economic Development Department. There are a total of (4) email accounts in the department:

(4) Email accounts @ $10.75 per month = $43.00
$43.00 x 12 = $516

525100 - POSTAGE **$77**

Cost to cover routine mailings, to include reports, office correspondence, event mailings, etc.
$38.31 = 6 Months
$38.31 x 2 = $76.62

525110 – OTHER PARCEL DELIVERY SERVICE **$100**

Cost to cover occasional delivery by UPS or FEDEX for specialized RFI's (Request for Information) from prospects looking to locate in Lexington County.

525210 – CONFERENCE, MEETING & TRAINING EXPENSE **$11,487**

Cost to cover attendance at national and South Carolina economic development conferences/meetings, training workshops, local development workshops and targeted marketing trips.

Conferences & Meetings:

SCEDA (SC Economic Developers Association) - Annual Conference
(2 @ $1,200) = $2,400
SCEDA – Fall Conference
(2 @ 500) = $1,000
Central SC Alliance/SC Dept. of Commerce/SC Power Team Targeted Marketing Trips
(2 @ $1,250) = $2,500
SEDC Meet the Consultants
(1 @ $1,375) = $1,375
Miscellaneous local events (i.e. Power Breakfasts, etc.)
(2 @ $200) = $400
South Carolina Power Team Economic Development Review

(1 @ $700)
South Carolina Economic Development Institute
[(1) registration @ $1,200.00 + (4) sessions @ $478/each = $3,112]

525230 - SUBSCRIPTIONS, DUES & BOOKS **$4,535**

Cost to cover annual membership dues to Economic Development professional organizations, both locally and nationally, to include the following:

- SCEDA (3 @ $200 each) = $600
- SCEDA web link (1 @ $75) = $75
- SEDC (1 organization @ $300) = $300
- IEDC (cost based on population in Lexington County) = $1,060.00
- SC BIO Membership = $2,500.00

525240 – PERSONAL MILEAGE REIMBURSEMENT **$2,164**

Due to COVID-19 resulting in limited in person meetings for another year, staff based budget off prior FY 20-21 appropriation:

1 Employee @ 6 months of travel = $360.64
$360.64 x 2 = $721.2/annual per employee
$721.28 x 3 Employees = $2,163.84

525300 – UTILITIES – ADMINISTRATION **$8,237**

Cost to cover the utility allocation for the administrative building:

Estimated monthly cost of $686.42
$686.42 x 12 = $8,237.00

525400 – GAS, FUEL & OIL **$1,045**

Cost to cover Economic Development travel, to include: meetings hosted around Lexington County and the Midlands, site visits, existing industry appointments, business park tours, marketing trips, etc. Due to COVID-19 resulting in limited in person meetings, staff based budget off prior FY 20-21 appropriation

$522.06 (6 Months)
$522.06 x 2 = $1,044.12

525600 – UNIFORM & CLOTHING **$125**

Cost to cover (1) new pair of boots for Economic Development Manager to attend site visits:

(1) Pair of boots @ $125.00 per pair

534301 – CENTRAL SC ALLIANCE **$72,000**

Cost to cover Lexington County's membership dues = $72,000

534303 –THE RIVER ALLIANCE **$55,000**

Cost to cover Lexington County's terms of the Agreement with The River Alliance in February of 1995.

537006 – USC TECHNOLOGY INCUBATOR **$25,000**

Cost to cover a portion of the cost to operate the USC Columbia Technology Incubator.

SECTION VI. D - CAPITAL LINE ITEM NARRATIVES

540000 - Small Tools & Minor Equipment **$100**

To order an office chair and other needed office furniture for newly created Existing Business & Industry Manager:

- Office Chair: $60
- Office Bookshelf: $40

(2) Standard Laptops with Accessories **$4,177**

Cost to cover hardware, software and related services for the newly created Existing Business & Industry Manager and for the replacement of asset number LCL03501:

- Standard Laptop – Dell Precision 3560 = $1,380 x (2) = $2,760
- Dell Laptop Docking Station = $267 x (2) = $534
- Dell Precision Slim Briefcase = $33 x (2) = $66
- DVD Drive = $38
- iPhone SE for Existing Business and Industry Manager – Unicorn Beetle Case = $24
- Microsoft Office Pro for Existing Business and Industry Manager = $381
- Adobe Acrobat Standard Full for Existing Business and Industry Manager = $320
- PA Cortex XDR Pro Antivirus = $54.00

(1) iPad with Accessories **$417**

- IPAD for Existing Business and Industry Manager = $320
- IPAD Otterbox = $97

(1) Desktop Monitor **$254**

MI11 - Dell 24 Monitor - P2422H = $254.00

Central SC
Business Friendly. Business Ready.

A 1201 Main Street Suite 100 Columbia, SC 29201
W centralsc.org
P (803) 733-1131

February 1, 2022

Lynn Sturkie
Pickens Williams
Lexington County Administration
212 South Lake Drive
Lexington, SC 29072

Dear Lynn and Pickens,

The Central South Carolina Alliance is pleased to submit to the Lexington County Council our annual budget request for FY 22-23. Our request for funding is $72,000. We would welcome the opportunity to meet with you at your convenience to discuss this request.

Included in this package is a draft budget for FY 2022-23 and the Central SC Alliance Scope of Services. The budget is an early draft document and has not been formally presented to the Board of Directors and the 2021 Annual Report will delivered at our Annual Meeting March 10, 2022.

On behalf of the Board of Directors and the staff of the Central SC Alliance, I want to convey our appreciation for Lexington County's continued support of our efforts and look forward to continuing to do so in the next year. Please feel free to contact me if there are any questions regarding this request.

Sincerely,

Nelson Lindsay
President and CEO

Central SC
Business Friendly. Business Ready.

SCOPE OF SERVICES

All services are available upon request from our county members and customized to their specific needs. These services are all done in collaboration with the local economic developers in each county.

Marketing and Lead Generation

- Responsible for marketing the Central SC Alliance region to four major targets:
  - Companies and businesses worldwide
  - Corporate Site Consultants
  - SC Department of Commerce
  - Existing Industry
- Manage and maintain a cutting-edge Lead Generation Program:
  - Identify industries for lead generation firm to target – the firm researches companies, identifies signs of expansion potential, calls and arranges a meeting with a decision-making level executive of a company
  - Arrange video presentations and conference calls with prospective companies who have indicated an interest in the region and plan for growth
  - Follow up from these meetings, includes: arranging for the company to visit our region, sending requested additional research or information to companies, scheduling a follow up meeting with the company in a future marketing mission
- Plan and execute marketing trips in U.S., Canada, Europe and Asia which can include opportunities for local developers to participate
- Events & Announcements:
  - Assist with and run project groundbreakings and announcement events
  - Provide opportunities and events to engage site consultants, prospective companies, etc. (i.e. familiarization tours, receptions, utilizing local community events)
  - Host events and opportunities to engage all regional economic development allies, partners and existing industry
- Marketing Materials:
  - Maintain and promote the Central SC Alliance website www.centralsc.org which showcases regional and county marketing, comprehensive regional and county data, real estate database, major employers database, etc.
  - Develop regional marketing materials and advertisements: Executive Summaries, Snapshots, International and Domestic Regional Brochures, etc.
  - Assist with development of county or site specific marketing materials

Research

- Create and maintain county specific Community Profiles and comprehensive Executive Summaries
- Maintain county property inventory and major employer industry database
- Act as the regional data clearinghouse for demographics, labor and project data
- Conduct labor market research tailored to specific project needs

- Provide specialized research for CSCA Counties (i.e. commuting patterns, analysis of received RFI's to better understand needs of available projects, etc.)
- Build Cost of Doing Business Comparisons (i.e. Newberry County, SC vs Greensboro, NC) and establish the business case for locating in Central SC
- Generate customized and project specific maps utilizing GIS software to include: companies, technical schools, quality of life amenities, properties, etc.
- Access to essential subscriptions: employer databases (Reference USA), business analyst software (ESRI), EMSI
- Update Cost-Benefit Analysis variables to ensure accurate models
- Track and report company performance on investment and job creation activity of announced projects for counties that request it. (These services can be provided on a fee for service basis.)

Business Development

Business Development is executed at a regional level for projects in the early stages that are evaluating the region. This service is also available at the county level by request.

- Suggest and select real estate (sites, buildings) for projects
- Respond to Requests for Information (RFI's)
- Assist with county project visits as requested and lead regional visits:
  - Create itineraries
  - Arrange travel logistics for companies
  - Coordinate key community leaders and stakeholders to participate in the visit (i.e. elected officials, utilities, technical schools, existing industry, readySC™, etc.)
  - Facilitate project presentations of regional and county attributes and resources
  - Follow-up from visits by answering remaining questions and providing additional requested information
  - Coordinate with South Carolina Department of Commerce (SCDOC) project managers and local real estate brokers for site/building visit scheduling
- Interface with SCDOC Grants Manager (when appropriate) for specific project grant/incentive assistance
- Provide critical information and reports to assist in project decision making for county councils: Cost-Benefit Analysis Reports, FILOT (Fee in Lieu of Taxes) Illustrations
- Lead and/or provide assistance with incentive negotiations for projects
- Respond to inquiries and requests from Site Consultants and Companies in regards to projects

Economic Development Consulting & Convening

- Lead and assist with the development of an Economic Development Action Plan
- Assistance with product development, including both sites and buildings
- Offer access to CSCA revolving interest free loan fund which can be used for inventory building purposes
- Consult and convene partners on business issues related to economic development process
- Advise on economic development issues and trends, and appropriate actions both current and future with respect to those issues and trends
- Analyze and provide solutions to complex business issues
- Maintain close relationships with local, state and federal government officials including the South Carolina Department of Commerce and other regional alliances and allies

Central SC
Business Friendly. Business Ready.

	Estimated Annual Budget 2022-2023
Ordinary Income/Expense	
Income	
Public Sector	
City of Columbia	72,000.00
Fairfield County	72,000.00
Kershaw County	72,000.00
Lexington County	72,000.00
Newberry County	72,000.00
Richland County	72,000.00
Calhoun County	72,000.00
Orangeburg County	72,000.00
Clarendon County	72,000.00
Total Public Sector	648,000.00
Business Community	545,000.00
Investor Initiative	15,000.00
Interest	150.00
Grants Revenue	860,000.00
Total Income	2,068,150.00
Gross Profit	2,068,150.00
Expense	
Total Personnel Services	908,000.00
Total Operating Expenses	66,000.00
Total Overhead	205,000.00
Total Executive & Administration	12,000.00
Total Marketing & Research	295,524.00
Total Business Development	77,000.00
Total Business Recruitment	466,283.00
Total Investor/Public Relations	34,000.00
Total Expense	2,063,807.00
Net Income	**4,343.00**

THE RIVER ALLIANCE

What 90 miles of river can be.

February 9, 2022

Jessica Hendrix
Office of the County Administrator
Lexington County
212 South Lake Drive
Lexington, South Carolina 29072

Dear Ms. Hendrix:

The River Alliance requests Lexington County's support in the FY 2022-2023 budget. This is in accordance with the terms of the Agreement of The River Alliance, executed by River Alliance and Lexington County (et. al.) in February of 1995. We are requesting a total of **$55,000.00** for the budget year.

Enclosed is our draft budget for 2022-2023, showing:

- All funding sources anticipated, including, in addition to Lexington County, Richland County, the City of Cayce, the City of Columbia and the City of West Columbia, and private funding.
- Detailed utilization of the funding.

The River Alliance is privileged to serve both Lexington and Richland Counties. The two most visible Lexington projects are the Three Rivers Greenway in Cayce and West Columbia, and the evolving "12,000 Year History Park" in Cayce. The History Park is on approximately 350 acres along the Congaree Creek. Our efforts now focus on the 12,000 Year History Park Visitors Center. We have begun work with the City of Cayce using a $1M appropriation from the General Assemb;y. We will continue to seek additional funding to complete the project in anticipation of the 250th Anniversary of the Revolutionary War.

Lexington County is a founding member of the Alliance. Lexington County Council is represented on the Alliance board by two members of Council and two additional citizen appointments. This structure promotes clear understanding of the County goals and needs, and their alignment with the work plan of the Alliance. For this year, we will continue to provide river access to the residents of Lexington County via the regional Three Rivers Greenway project.

Phase 1 of the Saluda Riverwalk (funded by Richland County), three miles of Greenway, is completed and opened in 2021.

The Sanctuary at Boyd Island project, funded by private donation, is completed. It is accessible with the completed Saluda Riverwalk. All are part of the Three Rivers Greenway and available to the citizens of Lexington County at no cost. The Boyd Family Foundation is working with us to add additional amenities and public art. This public access to water continues to be extremely popular and adds to the total quality of life in the Midlands.

300 Candi Lane • Columbia, South Carolina 29210 • Ph (803) 765-2200 • Fax (803) 765-9600 • www.riveralliance.org

Moving forward, we have secured public funding ($2.2M) and private funding ($3.6M) to complete Phase 2 of the Saluda Riverwalk. This will connect the Zoo Saluda area to the Columbia Canal. Design, engineering and permitting has started. We are seeking additional funding to bridge the Columbia Canal near the museums and complete the link to the Gervais Street Bridge. This will connect West Columbia and Cayce up the canal to the Saluda and the planned connection to Lake Murray.

As always, if you have any questions about this grant request, or on any other matter, please call me at 765-2200.

Regards,

Michael T. Dawson
Chief Executive Officer

Enclosure: 2022-2023 River Alliance Draft Budget

cc: Todd Cullum
Beth Carrigg

RIVER ALLIANCE – DRAFT BUDGET FY 22-23

INCOME

Annual Government Grant Income	
Lexington County	$55,000
Richland County	$55,000
City of Cayce	$10,000
City of Columbia	$55,000
City of West Columbia	$12,500
Total - Annual Government Grant Income	**$187,500**

Fundraising Income	
Corporate Contributions	$50,000
Total Fundraising Income	**$50,000**

Other Income	
Project Reimbursed Expenses	$25,000
Project Administration	$20,000
Project Marketing/Public Information Reimbursed Expenses	$5,000
Interest Income	$500
Other Income	$500
Total - Other Income	**$51,000**

INCOME	
Annual Government Grant Income	**$187,500**
Fundraising Income	**$50,000**
Other Income	**$51,000**
TOTAL INCOME	**$288,500**

EXPENSES

Structural/Personnel Expenses	
Payroll	$124,000
Employee benefits and taxes	$37,200
Total - Structural/Personnel Expenses	$161,200

Operating Expenses	
Bank Charges	$150
Audits/Reports	$2,000
Bookkeeping/Accounting Specialists	$1,800
Company Vehicle/Mileage	$2,000
Computer Software	$1,000
Computer - Network & Maintenance	$1,500
Dues & Subscriptions	$850
Education	$700
Equipment Lease/Rental	$5,000
Insurance	$5,500
Legal	$3,000
Licenses, Permits, Registrations	$800
Office Furniture	$500
Office Supplies	$4,000
Rent	$3,600
Office Services	$1,000
Repairs & Maintenance	$1,000
Telephone & Internet	$6,500
Travel & Conferences	$3,000
Director's Discretionary Funds	$1,000
Total - Operating Expenses	**$45,900**

Program Expenses	
Fundraising	$1,000
Marketing/Public Information	$11,000
Professional Services/Costs	$30,000
Three Rivers Greenway	$15,000
River Recreation & Protection	$2,500
12000 Year History Park	$15,000
Total - Program Expenses	**$74,500**

EXPENSES	
Structural/Personnel Expenses	**$161,200**
Operating Expenses	**$45,900**
Program Expenses	**$74,500**
TOTAL EXPENSES	**$281,600**
TOTAL SURPLUS/DEFICIT	**$6,900**

CHAD HARDAWAY
EXECUTIVE DIRECTOR
USC COLUMBIA TECHNOLOGY INCUBATOR
1225 LAUREL STREET
COLUMBIA, SC 29201
HARDAWAY@MAILBOX.SC.EDU

February 8, 2022

Sarah Johnson
Economic Development Director
County of Lexington, South Carolina
212 South Lake Drive, Suite 502
Lexington, South Carolina 29072

Re: Lexington County Funding Requests for FY2022-2023

Dear Sarah,

Thank you for your continued support of the USC Columbia Technology Incubator (Incubator). Our mission is to help innovative businesses grow through education, mentoring, and an established sense of community in our incubation facility that serves the Midlands of South Carolina. Since 1998, the Incubator has been a driving force for economic development in our region, and with your renewed support, that mission will continue. We constantly seek to ensure that our goals align closely with those of Lexington County Council, and view your expression of support as confirmation that our mutual goals are in alignment.

USC Columbia Technology Incubator Goal Statements:

- Encourage positive economic development and growth of the region's entrepreneurial ecosystem
- Attract and retain highly skilled, innovative, and creative entrepreneurs, employees, and businesses
- Create high wage, high impact jobs

COVID-19 struggles carried over into 2021, but in the second half of the year we started to see more involvement within the Incubator community. Businesses were coming back to work in-person and starting working on their goals. We were there every step of the way. With this rejuvenated outlook, we will provide services and benefits to small businesses and startups that need our help. Resources like PTAC, SBDC, and SCORE housed within the Incubator allows easy access and better availability to jump starting a new business and helping a sustained business continue to grow. Community partners and local supporters help us better serve and support businesses in the Midlands region, just like those in Lexington County.

In 2022, we plan to serve the Midlands Region in a myriad of ways and we would love to incorporate Lexington County businesses into these opportunities. Your generous support allows us to continue to serve, but to also expand how we serve entrepreneurs, small businesses, and startups in the coming year. This year we plan to launch a "Building Your Business" hybrid workshop series. This series will touch on various obstacles entrepreneurs face while providing a game plan on how they can overcome these obstacles for success. Some of these workshop topics include how to raise money and capital, how to protect your intellectual property, how to market your product/service, project management, diversity, equity, and inclusion efforts in the workplace, applying for grants and contract work, and more. This workshop series will benefit a brand new business, but also an established business. This is just a glance into what is to come for 2022. We also have grant-funded program that we are launching and continuing this year that we are excited to involve Lexington County entrepreneurs in.

USC COLUMBIA TECHNOLOGY INCUBATOR

Our Launch Pad E-Commerce Development program is going into the 2nd cohort Spring 2022. This program is in partnership with 37 Oaks University which provides over 30 courses to build retail, commerce, and distribution knowledge for product-based entrepreneurs and SOKONI which is the learning laboratory which reduces risk of scaling in-store and online through application. This program is currently funded through a Wells Fargo grant and would love to see expansion through additional support in the future.

MentorSC, a MIT VMS group mentoring program, is going into the 2nd cohort in Spring 2022. This program serves ventures through group mentoring to help them pitch their business and continue to build upon their business's goals and plan by receiving advice from a qualified mentors. Lexington-based company Land Intelligence was in our first cohort and has seen growth and development through partaking in the program.

This year we received a grant from Truist Charitable Fund to help aid in the efforts to provide funding for scholarships and training programs that will support the future information technology (IT) workforce in South Carolina. We have been able to work with Path 2 Redemption, AINautics, and Create Opportunity, a Catalyte program within Midlands Technical College to help fund scholarships and stipends for those partaking in these programs that will better establish and equip our South Carolina companies workforce.

3PhaseSC is a program set up to increase South Carolina's competitiveness in winning Small Business Innovation Research (SBIR) and Small Business Technology Transfer (STTR) awards. Those in the Midlands Region can apply to be a part of 3PhaseSC Pre-SBIR/STTR Accelerator. 3PhaseSC over the last three years has provided support to numerous organizations leading to more than $20 million in funding and the Incubator hope to increase these numbers by identifying and supporting a more diverse, equitable, and inclusive reach of companies and entrepreneurs.

In an effort to better support Lexington County and surrounding areas, we have launched a partnership with Lexington District One which creates a new dual enrollment experience for high school students interested in engineering and STEM.

Sarah, with your help and the generous support of Lexington County Council, we plan to continue to build on our success in engaging and assisting Lexington County-based entrepreneurs. We look forward to working with you to continue leveraging these opportunities to help Lexington County meet its goal of providing entrepreneurial services to the citizens of Lexington County.

Attached is an overview of our prospective budget, which includes Lexington County's continued support at levels consistent with prior years. We are requesting a renewal of your support of $25,000 for the 2022-2023 fiscal year. We look forward to the opportunity to meet with you and/or Lexington County Council to discuss our funding request. Thank you again for your support.

Sincerely,

Chad Hardaway
Executive Director
USC Columbia Technology Incubator

Cc: Kate Stewart, Program and Communication Director, USC Columbia Technology Incubator
Joe Mergo, III, Lexington County Administrator

USC COLUMBIA TECHNOLOGY INCUBATOR

Estimated Funding Sources and Utilization of Funding Calendar Year 2021

Estimated Revenue Support	
Private Contributions/Donations	$75,000
University of South Carolina	$165,000
Local Government Support	$75,000
Rental Income	$200,000
Program Revenue	$350,000
Total Revenue	**$865,000**

Estimated Expenses	
Salaries	$225,000
Building Operations Expenses	$202,000
Program Expenses	$385,000
Marketing	$7,500
Office & Computer Expenses	$20,000
Other Operation Expenses	$25,500
Total Revenue	**$865,000**

COUNTY OF LEXINGTON
RURAL DEVELOPMENT ACT
Annual Budget
FY 2022-23 Estimated Revenues

Object Code	Revenue Account Title	Actual 2020-21	Received Thru Nov 2021-22	Amended Budget Thru Nov 2021-22	Projected Revenues Thru Jun 2021-22	Requested 2022-23	Recommend 2022-23	Approved 2022-23
	***Rural Development Act 2001:**							
	Revenues:							
461000	Investment Interest	3,478	758	0	0	0		
469416	Sale of Land - B/L Industrial Park	379,687	0	0	0	0		
470100	Electric Coop Infrastructure Pmts	430,625	0	0	0	0		
	**** Total Revenue**	813,790	758	0	0	0		
	***** Total Appropriation**				1,526,677	0		
	Contingency:							
	Unused							
	Carryforward							
	FUND BALANCE Beginning of Year				1,679,583	152,906		
	FUND BALANCE - Projected End of Year				152,906	152,906		

COUNTY OF LEXINGTON
RURAL DEVELOPMENT ACT
Annual Budget
Fiscal Year - 2022-23

Fund 2001
Division: Economic Development
Organization: 181100 - Economic Development Projects

Object Code	Expenditure Classification	2020-21 Expenditure	2021-22 Expend (Dec)	2021-22 Amended (Dec)	2022-23 Requested	BUDGET 2022-23 Recommend	BUDGET 2022-23 Approved
	Operating Expenses						
529903	Contingency	0	0	457,932	0		
	*** Total Operating**	**0**	**0**	**457,932**	**0**		
	**** Total Personnel & Operating**	**0**	**0**	**457,932**	**0**		
	Capital						
549904	Capital Contingency	0	0	792,170	0		
5AF364	Construction	0	0	98,200	0		
5AF366	Post Construction Monitoring	7,500	250	84,000	0		
5AF368	Annual Maintenance Activities	0	0	875	0		
5AF369	Long Term Monitoring	0	0	93,500	0		
	****Total Capital**	**7,500**	**250**	**1,068,745**	**0**		
	Other Financing Uses						
814506	Op Trn to Saxe Gotha Industrial Park	430,625	0	0	0		
814525	Op Trn to Speculative Building	271,000	0	0	0		
	****Total Other Financing Uses**	**701,625**	**0**	**0**	**0**		
	***** Total Budget Appropriation**	**709,125**	**250**	**1,526,677**	**0**		

COUNTY OF LEXINGTON
FARMERS MARKET PROJECT
Annual Budget
Fiscal Year - 2022-23

Object Code	Revenue Account Title	Actual 2020-21	Received Thru Nov 2021-22	Amended Budget Thru Nov 2021-22	Projected Revenues Thru Jun 2021-22	Requested 2022-23	Recommend 2022-23	Approved 2022-23
	***Farmers Market Project 2002:**							
	Revenues:							
417100	Fee in Lieu of Taxes	(49,784)	0	0	0	0		
461000	Investment Interest	136	23	0	0	0		
	**** Total Revenue**	(49,648)	23	0	0	0		
	***** Total Appropriation**				0	0		
	FUND BALANCE Beginning of Year				54,940	54,940		
	FUND BALANCE - Projected End of Year				54,940	54,940		

Fund 2002
Division: Economic Development
Organization: 181100 - Economic Development Projects

Object Code	Expenditure Classification	2020-21 Expenditure	2021-22 Expend (Dec)	2021-22 Amended (Dec)	BUDGET 2022-23 Requested	2022-23 Recommend	2022-23 Approved
	Operating Expenses						
530800	Loan Repayment	0	0	0	0		
534403	Farmer's Market Facility	0	0	0	0		
	*** Total Operating**	**0**	**0**	**0**	**0**		
	**** Total Personnel & Operating**	**0**	**0**	**0**	**0**		
	Capital						
	****Total Capital**	**0**	**0**	**0**	**0**		
	***** Total Budget Appropriation**	**0**	**0**	**0**	**0**		

COUNTY OF LEXINGTON
ECONOMIC DEVELOPMENT CCED GRANTS
Annual Budget
Fiscal Year - 2022-23

Object Code	Revenue Account Title	Actual 2020-21	Received Thru Nov 2021-22	Amended Budget Thru Nov 2021-22	Projected Revenues Thru Jun 2021-22	Requested 2022-23	Recommend 2022-23	Approved 2022-23
	*** Economic Development CCED Grants 2003:**							
	Revenues:							
452256	Performance Agreement Noncompliance	60,000	0	0	0	0		
452264	CCED # C192991 - Kardex	150,000	0	0	0	0		
452274	CCED # C193218 - Nephron	4,000,000	0	0	0	0		
	**** Total Revenue**	4,210,000	0	0	0	0		
	***** Total Appropriation**				0	0		
	FUND BALANCE Beginning of Year				0	0		
	FUND BALANCE - Projected End of Year				0	0		

Fund 2003
Division: Economic Development
Organization: 181100 - Economic Development Projects

Object Code	Expenditure Classification	2020-21 Expenditure	2021-22 Expend (Dec)	2021-22 Amended (Dec)	BUDGET 2022-23 Requested	BUDGET 2022-23 Recommend	BUDGET 2022-23 Approved
	Non-Operating Expenses						
537027	Performance Agreement Noncompliance	60,000	0	0	0		
537264	CCED # C192991 - Kardex	150,000	0	0	0		
537274	CCED # C193218 - Nephron	4,000,000	0	0	0		
	*** Total Non-Operating**	**4,210,000**	**0**	**0**	**0**		
	Capital						
	****Total Capital**	**0**	**0**	**0**	**0**		
	Other Financing Uses						
	****Total Other Financing Uses**	**0**	**0**	**0**	**0**		
	***** Total Budget Appropriation**	**4,210,000**	**0**	**0**	**0**		

COUNTY OF LEXINGTON
ECONOMIC DEVELOPMENT MULTI-PARK 1%
Annual Budget
Fiscal Year - 2022-23

Object Code	Revenue Account Title	Actual 2020-21	Received Thru Nov 2021-22	Amended Budget Thru Nov 2021-22	Projected Revenues Thru Jun 2021-22	Requested 2022-23	Recommend 2022-23	Approved 2022-23
	*** Economic Development Multi-Park 1% 2005:**							
	Revenues:							
417100	Fee in Lieu of Taxes	10,579	0	0	0	0		
417103	Calhoun County FILOT Received	60,791	181	0	0	0		
461000	Investment Interest	1,424	43	0	0	0		
	**** Total Revenue**	72,794	224	0	0	0		
	***** Total Appropriation**				53,378	0		
	FUND BALANCE Beginning of Year				171,778	118,400		
	FUND BALANCE - Projected End of Year				118,400	118,400		

Fund 2005
Division: Economic Development
Organization: 181100 - Economic Development Projects

Object Code	Expenditure Classification	2020-21 Expenditure	2021-22 Expend (Dec)	2021-22 Amended (Dec)	2022-23 Requested	*BUDGET* 2022-23 Recommend	2022-23 Approved
	Operating Expenses						
529903	Contingency	0	0	53,378	0		
	*** Total Operating**	**0**	**0**	**53,378**	**0**		
	**** Total Personnel & Operating**	**0**	**0**	**53,378**	**0**		
	Capital						
	****Total Capital**	**0**	**0**	**0**	**0**		
	Other Financing Uses						
814506	Op Trn to Saxe Gotha Industrial Park	1,000,000	0	0	0		
	****Total Other Financing Uses**	**1,000,000**	**0**	**0**	**0**		
	***** Total Budget Appropriation**	**1,000,000**	**0**	**53,378**	**0**		

COUNTY OF LEXINGTON
ECONOMIC DEVELOPMENT PROJECT FUND
Annual Budget
Fiscal Year - 2022-23

Object Code	Revenue Account Title	Actual 2020-21	Received Thru Nov 2021-22	Amended Budget Thru Nov 2021-22	Projected Revenues Thru Jun 2021-22	Requested 2022-23	Recommend 2022-23	Approved 2022-23
	*** Economic Development Project Fund 2006:**							
	Revenues:							
461000	Investment Interest	7,116	1,391	0	0	0		
469416	Sale of Land - B/L Industrial Park	467,081	0	0	0	0		
	**** Total Revenue**	474,197	1,391	0	0	0		
	***** Total Appropriation**				3,094,298	0		
	FUND BALANCE Beginning of Year				3,109,899	15,601		
	FUND BALANCE - Projected End of Year				15,601	15,601		

Fund 2006
Division: Economic Development
Organization: 181100 - Economic Development Projects

Object Code	Expenditure Classification	2020-21 Expenditure	2021-22 Expend (Dec)	2021-22 Amended (Dec)	BUDGET 2022-23 Requested	2022-23 Recommend	2022-23 Approved
	Operating Expenses						
520500	Legal Services	1,523	1,203	0	0		
529903	Contingency	0	0	2,230,298	0		
	*** Total Operating**	**1,523**	**1,203**	**2,230,298**	**0**		
	**** Total Personnel & Operating**	**1,523**	**1,203**	**2,230,298**	**0**		
	Capital						
	****Total Capital**	**0**	**0**	**0**	**0**		
	Other Financing Uses						
814506	Op Trn to Saxe Gotha Industrial Park	1,000,000	0	864,000	0		
	****Total Other Financing Uses**	**1,000,000**	**0**	**864,000**	**0**		
	***** Total Budget Appropriation**	**1,001,523**	**1,203**	**3,094,298**	**0**		

COUNTY OF LEXINGTON
ECONOMIC DEVELOPMENT PROJECT COMMERCE
Annual Budget
Fiscal Year - 2022-23

Object Code	Revenue Account Title	Actual 2020-21	Received Thru Nov 2021-22	Amended Budget Thru Nov 2021-22	Projected Revenues Thru Jun 2021-22	Requested 2022-23	Recommend 2022-23	Approved 2022-23
	*** Economic Development Project Commerce 2010:**							
	Revenues:							
458000	State Grant Income	0	0	0	0	0		
461000	Investment Interest	0	0	0	0	0		
469926	Project Refund	0	0	0	0	0		
	**** Total Revenue**	0	0	0	0	0		
	***** Total Appropriation**				0	0		
	FUND BALANCE Beginning of Year				0	0		
	FUND BALANCE - Projected End of Year				0	0		

Fund 2010
Division: Economic Development
Organization: 181100 - Economic Development Projects

Object Code	Expenditure Classification	2020-21 Expenditure	2021-22 Expend (Dec)	2021-22 Amended (Dec)	BUDGET 2022-23 Requested	BUDGET 2022-23 Recommend	BUDGET 2022-23 Approved
	Operating Expenses						
520300	Professional Services	0	0	0	0		
529903	Contingency	0	0	0	0		
539550	Other Disbursements	0	0	0	0		
	*** Total Operating**	**0**	**0**	**0**	**0**		
	**** Total Personnel & Operating**	**0**	**0**	**0**	**0**		
	Capital						
	****Total Capital**	**0**	**0**	**0**	**0**		
	***** Total Budget Appropriation**	**0**	**0**	**0**	**0**		

COUNTY OF LEXINGTON
ACCOMMODATIONS TAX
Annual Budget
FY 2022-23 Estimated Revenue

Object Code	Revenue Account Title	Actual 2020-21	Received Thru Nov 2021-22	Amended Budget Thru Nov 2021-22	Projected Revenues Thru Jun 2021-22	Requested 2022-23	Recommend 2022-23	Approved 2022-23
	***Accommodations Tax 2120:**							
	Revenues:							
420800	Accommodations Tax	254,613	183,697	180,500	180,500	299,250	299,250	
461000	Investment Interest	0	0	100	100	0	0	
	**** Total Revenue**	254,613	183,697	180,600	180,600	299,250	299,250	0
	***** Total Appropriation**				180,500	439,620	299,250	0
	FUND BALANCE Beginning of Year				389	489	489	489
	FUND BALANCE - Projected End of Year				489	(139,881)	489	489

	Estimated Total Accommodations Tax Funds:	340,000
	--- Minus General Fund Portion ----	25,000
	Sub-Total	315,000
	--- Minus General Fund 5% Portion ----	15,750
	*** Total Estimated Revenue	299,250
	Appropriation	299,250
**	Additional Appropriations (One Time - Fund Bal.)	0
	*** Total Appropriations	299,250
	--- Minus 30% Fund Portion ----	99,019
	Available for Appropriation (65% Funding)	200,231

COUNTY OF LEXINGTON
ACCOMMODATIONS TAX
Annual Budget
Fiscal Year - 2022-23

Fund 2120
Division: General Administrative
Organization: 101100 - County Council

Object Code	Expenditure Classification	2020-21 Expenditure	2021-22 Expend (Dec)	2021-22 Amended (Dec)	2022-23 Requested	BUDGET 2022-23 Recommend	2022-23 Approved
	Operating Expenses						
	Advertising and Promotion (30% Fund)						
534212	Capital City Lake Murray Country	62,768	26,387	54,150	125,000	99,019	
	Tourism Related Exp. (65% Fund)						
534201	Columbia Metro Convention/Visitor Bureau	33,583	3,750	15,000	40,000	20,000	
534204	West Metro Chamber of Commerce	12,000	0	6,500	20,000	10,000	
534205	Lexington Chamber of Commerce	12,000	1,625	6,500	15,120	10,000	
534206	Batesburg/Leesville Cham. of Comm.	8,000	1,625	6,500	10,000	10,000	
534209	Lex. Cty. Recreation Softball Tournament	21,000	0	18,000	30,000	20,231	
534220	Riverbanks Zoo	24,000	0	10,000	40,000	15,000	
534223	EdVenture Children's Museum	0	0	2,000	10,000	5,500	
534228	Lexington County Museum	4,000	500	2,000	12,000	5,500	
534231	Chapin Chamber of Commerce	8,000	1,625	6,500	12,500	10,000	
534233	Columbia Regional Sports Council	18,000	2,500	10,000	25,000	20,000	
534242	Irmo/Chapin Recreation Commission	24,000	2,500	10,000	30,000	20,000	
534244	Lex. Cty. Recreation & Aging - Tennis	4,389	0	10,000	17,000	17,000	
534252	Greater Irmo Chamber of Commerce	16,000	1,625	6,500	20,000	10,000	
534282	Harbison Theatre at Midlands Tech	7,600	625	2,500	12,000	8,000	
534284	City of West Columbia - Kinetic Derby Day	0	0	1,000	0	0	
534286	Greater Columbia Ed. Advancement Foundation	0	3,000	12,000	16,000	16,000	
534287	Chapin Theater Company	0	338	1,350	0	0	
	Lexington County Blowfish				5,000	3,000	
	*** Total Operating**	**255,340**	**46,100**	**180,500**	**439,620**	**299,250**	**0**
	**** Total Personnel & Operating**	**255,340**	**46,100**	**180,500**	**439,620**	**299,250**	**0**

*** Recommendations are made from the Accommodations Tax Board.**

**** Funding may be reduced if revenue projections are less.**

***** Total Budget Appropriation**	**255,340**	**46,100**	**180,500**	**439,620**	**299,250**	**0**

Capital City
Lake Murray
Country

...Regional Tourism District
Promoting Columbia, Lake Murray, Lexington, Newberry, Richland & Saluda

Jewel of South Carolina™

December 14, 2021

Ms. Brittany M. Shumpert
Clerk to Council
Lexington County Council
County Administration Bldg.
212 South Lake Drive
Lexington, SC 29072

Dear Brittany:

On behalf of Capital City/Lake Murray Country Regional Tourism Board, we are enclosing our 2022/2023 ATAX Funding information. We look forward to presenting this information to the Accommodation Tax Review Committee.

As stated earlier, we will be prepared at the review committee to share several Audio Visuals which show our national advertising campaign. Please let us know if anything can be projected on screen other than our website for this presentation.

Thank you for this opportunity to apply for funding from Lexington County and for all of the support Lexington County has shown to CCLMC over the years.

Together we are making Touri$m work for Lexington County.

Sincerely,

Miriam

Miriam S. Atria

President/CEO

Enclosures

Capital City/Lake Murray Country Regional Tourism Board
Post Office Box 1783 • Irmo, South Carolina • 29063 • (803) 781-5940 • 1-866-SCJEWEL • LakeMurrayCountry.com

COUNTY OF LEXINGTON

ACCOMMODATIONS TAX FUND APPLICATION

FY 2022/23

1. Name of Project/Event:

Capital City/Lake Murray Country Leisure Marketing Promotion/Visitor's Center

2. Type of Organization (please select one):

	County
	Municipal
✔	Non-Profit Organization
	Community Service Club, Church, etc.
	501(c) 3
	Other

3. Sponsoring Organization

Name of Organization:	Capital City/Lake Murray Country Regional Tourism Board
Mailing Address:	P O Box 1783 Irmo, SC 29063

4. Director of Project/Event

Name & Title:	Miriam Atria, President/CEO
Contact Number(s):	803-781-5940 ext. 4
Email:	miriam@lakemurraycountry.com

5. Project/Event Website Address:

lakemurraycountry.com and/or scjewel.com

6. Project/Event Category (*check one*):

✔	Tourism – Advertising / Promotion *(see #10 for advertising/promotion sources)*
	Tourism Related Expenditures

7. Project/Event Timeline

Beginning Date:	07/01/2022
End Date:	06/30/2023

8. Location of Project/Event:

Lexington County & surrounding 3 counties

9. Number of Employees

Full-time:	4
Part-time:	3

10. Do you advertise outside of a 50-mile radius?

☑ Yes ☐ No

If you answered yes, *please check all that apply for advertising sources outside of Lexington County, and include the total number of each distributed.*

	Type of Ad	Total # Distributed	Range of Ad	For Ad Listings
✔	Rack Cards	287,112		Complete ***Attachment A*** for Listing Details for Ads used in *Magazines, Newspapers, the Radio, and Billboards and Websites.* Please include targeted audience.
✔	Brochures	185,629		
✔	Posters	62		
✔	*Magazine Ads*	37		
	Newspaper Ads	0		
✔	*Radio Ads*	1312		
✔	*Billboard Ads*	41		
✔	*Websites (other than primary)*	271		
	Other			

11. Number of Project/Event Attendance:

Expected Number:	275,550
Of this number, how many are tourists?	150,350

Tourists - "People taking trips outside of their home communities for any purpose, except daily commuting to and from work." [SC Code of Laws, Chapter 6, Section 6-4-5 (4)]

12. List the methods used to track tourists:

Select Methods Used:		Provide the Estimated Numbers:	
✔	Webpage Inquiries	Inquiries per month:	21,481
✔	Phone Call Inquiries	Phone calls per month:	3750
✔	Brochure Mailings	Brochures mailed per month:	16,458
✔	Event Ticket Sales	Tickets sold per event:	910
✔	Event Registration	Registrants per event:	680 average
✔	Hotel Sales	Sales per event / per month:	4800 average
✔	License Plates	Count per event:	382
✔	Surveys	Responses per survey:	16,236
✔	Other		

13. *Must Complete* - County accommodations funds are generated from the hotels in the unincorporated areas of the County. Please list the hotels and number of rooms and nights you have used or plan to use for your Project/Event located in the unincorporated areas of Lexington only:

Hotel Name & Location	Number of Rooms*	Number of Nights*
DoubleTree by Hilton	992	4730
Wingate by Wyndham	98	224
Hampton Inn	152	354
Comfort Suites	167	396
Days Inn	41	82
Holiday Inn	66	132
Best Western	19	38
*used and planned		

14. Please indicate that you have read: Chapter 6, Sections 6-4-5 (4) and 6-4-10, SC Code of Laws, 1976?

✔ Yes ☐ No

15. Project/Event Budget: Request for funds must meet the requirements of Chapter 6, Section 6-4-10, SC Code of Laws, 1976, as amended.

a. Estimated Total Cost of Project/Event:	699,981
b. Amount of Accommodations Funds Requested for this Project/Event:	$ 125,000
c. This Request Equals What Percent of the Total Project/Event Budget:	18 %
d. Use ***Attachment B*** and provide a detailed list of what the funds will be used for and the estimated amount for each item (i.e. brochures - $1,500, etc.)	Use ***Attachment B*** to complete.

16. Has your Project/Event or Organization previously received Accommodations Tax Funds?

☑ Yes ☐ No

If you answered yes, *please answer items a-e below.*

a. Year(s):	2021-22: $	2020-21:	2019-20:
b. Amount(s):	$54,150	$62,768	$96,556
c. Source(s):	Lexington County		
d. Purpose(s)	Marketing and Advertising		
e. For each award year, did you expend 100% of the ATAX funds you received?	☑ Yes ☐ No *If you **answered no**, please explain:*		

17. Project Description – Please use *Attachment C* to complete the following information that is required by the *Tourism Expenditure Review Committee* to be sure that the Project/Event is in accordance to Section 6-4-10 of the S.C. Code of Laws.

a. General Project/Event Description	*Please use **Attachment C** to complete answers a-f.*
b. Benefits that the Project/Event will serve toward promoting tourism and the benefits to the Community of Lexington County.	
c. Total attendance to the Project/Event versus the number of total tourists in attendance.	
d. Economic impact generated by tourism towards the Project/Event.	
e. Overall description of how the Project/Event attracts and promotes tourists to the area and specifically how the Accommodations Tax Funds were used to accomplish this.	
f. Additional Comments.	

PLEASE NOTE: APPLICANT AND/OR REPRESENTATIVES MUST BE PRESENT DURING REVIEW PROCESS BY THE ACCOMMODATIONS TAX ADVISORY BOARD IN ORDER TO BE CONSIDERED FOR FUNDING.

Signature of Project/Event Director:

Miriam Atria
Print Name

President/CEO
Title

Miriam Atria
Signature

12-14-2021
Date

ATTACHMENT A
ITEM #10 – ADVERTISEMENTS

Please provide the information below for Ads used in *Magazines*, *Newspapers*, the *Radio*, and *Billboards* and *Websites*. Please include targeted audience.

Magazine Ads		
Ad Listing	Distribution Range	Targeted Audience
Southern Travel & Lifestyle Magazine	SE 270,000	Out of State Visitors
American Road Magazine	SE 120,000	Road trip visitors in US
Game & Fish Magazine	SE105,209	Fishing Visitors
National Parks Magazine	SE 652,000	Outdoor Recreation Visitors
Sports Destination Management	National 18,000	Sports Event Organizers
SC Living Magazine	SE 615,000	In state Visitors
**See attachment for continued ads		

Newspaper Ads		
Ad Listing	Distribution Range	Targeted Audience
Lake Murray News	6,000	Lake Murray locals

Television Ads		
Ad Listing	Distribution Range	Targeted Audience
Regional tourism ad running on Fox Sports (5X)	1,180,000	Fishing/Outdoor Recreation
Regional tourism on Outdoor Channel and World Fishing Network	41 million	Fishing/Outdoor Recreation
Regional tourism ad on NBC & Pursuit Channel (2X)	7.32 million	Fishing/ Outdoor Recreation

Radio Ads

Ad Listing	Distribution Range	Targeted Audience
Woods & Water SC	1.95 million listeners in SC	Outdoor Recreation
	651,000 in NC; 559+,000 in GA	
iHeart Media	138,300	radio listeners

Billboard Ads

Ad Listing	Distribution Range	Targeted Audience
World Bass Event	7 total-Greenville, Charlotte, Augusta (3mos)	Fishing/Outdoor Recreation
Playcation	5 total-Greenville, Charlotte, Augusta (4mos)	Visitors

Website Ads (other than primary website)

Ad Listing	Distribution Range	Targeted Audience
Web Ads with Outdoor Sportsman Group/		
Game & Fish	479,999	Fishing/Hunting/Outdoor Recreation
Banner ad Free tunes/Post & Courier	99,893	In-state visitors
Banner ad on SouthCarolinaParks.com	4 million	In and out of state visitors

Other Ads

Ad Listing	Distribution Range	Targeted Audience
social campaign with Compass Media	5 markets: Greenville, Raleigh, Charlotte,	Facebook audience
	Atlanta and Greensboro	
Youtube video campaign with Brian Lattimer	5.7 million viewers	
Window Wrap Ad in CAE airport lobby	Shown all year	Incoming Visitors
By Ways Digital	4,000	Incoming Visitors
6am city ads in RAL & NASH today	190,000	Incoming Visitors
*see attached for continued other ads		

ATTACHMENT A CONTINUATION

Magazine Ads*

Ad Listing:	Distribution Range:	Audience:
OurState Celebrating NC	Charlotte/Raleigh, NC 226,524	Visitors
Lake Murray LifeStyle Magazine	100,000 affluent buyers	Lake Murray Residents
USA Today Go Escape	Gulf Coast/SE 498,500	Visitors
Discover SC Magazine	SE 360,000	Visitors

***Many magazine ads are published in multiple issues (Quarterly/Annually)**

OTHER ADS:

Ad LISTING:	Distribution Range	Audience
SC State Parks escapes newsletter	58,000	In and Out of State
Lexington Ledger (digital newsletter)	147,000	Lake Murray
N. Augusta Welcome Center back lit ads	1million+	Out of state visitors

ATTACHMENT B

Item #15 - Project / Event Budget

Provide a detailed list of what the funds will be used for and the estimated amount for each item (i.e. brochures - $1,500, etc.)

Item	Estimated Amount
Brochures	44,988
National/Regional Fishing Events	130,000
Television	153,000
Radio	11,100
Web/Digital Marketing	91,744
State Welcome Center Advertising	30,000
Golf Promotion	10,500
SCATR/Rev War	10,000
Special Events-Staycation/Promotion, Raggaetronics, State Parks Conference, Ag+Art Tour,	50,000
Promotion-July4th celebration on Lake Murray	49,500
Print Ads/Publications	74,149
Ad Production (tv)	45,000
Total	699,981

ATTACHMENT C

Item #17 - Project / Event Description

Please complete the following information that is required by the Tourism Expenditure Review Committee to be sure that the Project/Event is in accordance to Section 6-4-10 of the S.C. Code of Laws.

a. General Project/Event Description:

CCLMC continues our mission and goal promoting tourism and our great outdoors in this four-county region encompassing the small towns and communities within those four counties. Funding requested from Lexington County's ATAX goes directly towards marketing and promotion of the region to leisure visitors for tourism. The specifics of the marketing plan are outlined within this document. Lexington County's funding is matched with funding from the state and other counties inthe region, as well as local municipalities of City of Columbia, Towns of Lexington, Irmo and Cayce, reflecting a true regional effort in the promotion of tourism. This is the basis of our project. We are advertising your products, encouraging them to visit your attractions/hotels, tracking them through the Visitor's Center as the leisure destination marketing organization for this region. In 2020-21 CCLMC dedicated 54% of our budget to marketing/promotion including regional and national events. Our advertising message has never been more robust, as OUTDOOR RECREATION is driving tourism, which is marketed also through CCLMC's STAY/PLAYcation Campaign.

b. Benefits that the Project/Event will serve toward promoting tourism and the benefits to the Community of Lexington County.

As a destination marketing organization, CCLMC is promoting Lexington County and region throughout our web-site, special events calendar,tourism related businesses, media writers, group tour/trade shows and target across all leisure visitor mediums. (Golf, Boating, Fishing, Vacationing Families, Retirement, Relocation, Special Events, etc.).

Some results from last year's efforts benefiting Lexington County:

- $681,047 in regional funding went into the promotion for Lexington County.
- 162 articles published providing 18 billion media impressions;
- Social media engagement increased to 390.07%;
- Region and Lexington County attractions featured on PBS, The Outdoor Channel, Fox Sports South, The Food Network, FS1 FoxSports Go, Destination America, Pursuit Channel, CBS Sports Network, Bally Sports
- July 4th Celebration on Lake Murray

Our robust marketing plan and planned events for 2022-23 will benefit Lexington County, while luring visitors into our region. Current Lexington County planned events for 2022-2023 to date: **Lexington County Arts & Ag – June 2022; World Bass Championship October 2022 (30 countries), SC State Parks Conference-October 2022 World Food Championship – area chefs competing in Dallas, TX –November 2022; and Oakley Bass, Major League, Fishing, Spring 2023 and Major National Fishing Tournament under contract, 2023.**

c. Total attendance to the Project/Event versus the number of total tourists in attendance.

CCLMC's marketing plan and strategies, along with numerous scheduled events will result in a projection of 275,550 expected attendance with 150,350 being tourists.

d. Economic impact generated by tourism towards the Project/Event.

Capital City/Lake Murray Country's (CCLMC) marketing investment for 2020-21 was $681,047. This investment represented 54% of the budget.

One portion of our marketing budget and efforts through our media partners resulted in over 162 articles published about the region providing an estimated marketing value of $168,625,272.

Lastly, due to CCLMC's effort, Lake Murray Country was named a Top Southern Destination by Forbes and a Top Summer Destination by Travel and Leisure, bringing national attention to our region.

e. Overall description of how the Project/Event attracts and promotes tourists to the area and specifically how the Accommodations Tax Funds were used to accomplish this.

CCLMC's national and regional TV ad campaigns during the year are used to generate more ATAX funds and impact tourism revenues. The region continues to be marketed through radio, print media ads, digital online ads, billboards as well. Thousands of golfers, fishing and vacationing families have heard or seen our ads across the U.S. and world. Foreign visitors, as well are stopping in to check out the region.

Over the last 4 months, we have greeted over 5,300 walk-in visitors from OUTSIDE the region. Many from NY and as far away as Los Angeles, CA. Our museum opened their eyes to all this region and the County of Lexington has to offer. They were all provided with realtor and area information. It's a marketing statistic that people visit an area three to four times prior to purchasing a home. This converts to hotel stays as well.

We are bringing visitors to Lexington County daily through our hosting of numerous events and our Visitor's Center traffic. We market Lexington County through lakemurraycountry.com, provide support information and assistance to the Department of Tourism and Lexington County business listings in the Visitors Guide.

f. Additional Comments.

As mentioned earlier, there is rapid growth in the outdoor recreation market and increasing demand. In the last year and preceding times during the pandemic, fishing licenses sales have increased 15%, golf in our region up 18%, demand to host events more competitive and our region is in high in demand. In addition, more niche markets are evolving through our trade show efforts and therefore our goals will increase during this upcoming year adding 6 additional events that are all new to the region. Over the years is has been difficult for CCLMC to compete with larger marketing organizations to lure business, however, now with more regional and corporate financial support our doors and goals are opening and growing. CCLMC's continued target market is an exploitable niche and our service is differentiated.
Our staff provides timely service with prestige value. We're known for making things happen!

COUNTY OF LEXINGTON

ACCOMMODATIONS TAX FUND
FUNDING SOURCES
FY 2022/23

Organization Name: Capital City/Lake Murray Country RTB

List of Funding Sources	Actual FY 2020/21	Current FY 2021/22	Estimated FY 2022/23
City of Columbia ATAX	$206,250	$213,581	$230,000
Lexington County ATAX	$62,768	$54,150	$125,000
Richland County ATAX	$67,000	$25,000	$67,000
Newberry County ATAX	$2,453	$6,400	$6,400
Saluda County ATAX	0	500	0
West Columbia ATAX	0	0	0
Town of Irmo ATAX	$21,945	$27,500	$27,000
Richland County H TAX	$15,233	$154,334	$150,000
Town of Lexington ATAX	$5,000	$5,000	$5,000
City of Cayce	0	$8,000	$8,000
SC PRT Matching Grant	$80,025	$99,500	$81,581
SC ATAX	$137,085	$17,045	0
COVID Emergency Fund	$50,000	0	0
Total	$647,759	$693,965	$699,981

COUNTY OF LEXINGTON

ACCOMMODATIONS TAX FUND
EXPENDITURES
FY 2022/23

Organization Name: Capital City/Lake Murray Country RTB

List of Expenditures	Actual FY 2020/21	Current FY 2021/22	Estimated FY 2022/23
Brochures	30,000	45,000	44,988
National/Regional Fishing Events	215,000	200,000	130,000
Television	9,500	75,000	153,000
Radio	5,000	19,500	11,100
Web/Digital Marketing	84,266	75,250	91,744
State Welcome Center Advertising	3,600	5,000	30,000
Golf Promotion	5,000	5,000	10,500
SCATR/Rev War	10,000	15,000	10,000
Special Events-Staycation/Promotion, Raggaetronics, State Parks Conference, Ag+Art Tour,	25,150	30,000	50,000
Motorcoach	3,500	7,500	0
Promotion-July4th celebration on Lake Murray	85,900	93,000	49,500
Print Ads/Publications	21,262	35,000	74,149
Ad Production (tv)	6,500	12,205	45,000
Recovery Relief Advertising	50,000	0	0
Total	554,678	617,455	699,981

County of Lexington
Accommodations Tax Fund
FY 2020/21 FINAL REPORT
(SUBMIT BY END OF FISCAL YEAR WITH FINAL INVOICE)

I. PROJECT INFORMATION:

Organization Name: Capital City/Lake Murray Country Regional Tourism Board

Project/Event Name: CCLMC Leisure Marketing Promotion/Visitors Center

Contact Name: Miriam Atria Phone: 803-781-5940

II. PROJECT COMPLETION:

Were you able to complete the project/event as stated in your original application?
If no, state any problems you encountered: We were able to complete most of our marketing goals for the year although there was a drastic reduction in visitors coming to this region. Utilized state emergency funding to host 5 major fishing events in a four-month period. Our media publication contacts published 124 articles providing marketing value of $77,374,152. Tournaments provided TV exposure of over 4,888,677 media impressions to date.

III. PROJECT SUCCESS:

Please share any additional comments regarding the project (e.g., lessons learned, successes, problems encountered, etc.):
We did have to return some marketing dollars to SCPRT due to the drop in ATAX matching dollars. First time in our 40-year history this had to be done. We anticipate a continued upward trend as the Outdoor Recreation market has keep our office busier than we have ever been.

IV. PROJECT ATTENDANCE:

Record numbers in table below as requested by the Tourism Expenditure Review Committee. Numbers are to reflect attendance and funds received for projects for current and previous years.

	FY 2020/21 Current Year	FY 2019/20 Previous Year
Total Budget of Event/Project	681,047	592,215
Amount Funded by Lexington County Accommodations Tax Funds	53,818	72,399
Amount Funded by Accommodations Tax Funds from all sources	317,881	583,665
Total Attendance	129,887	322,573
Total Tourists*	78,998	100,162

**Tourists are generally defined as those who travel 50 miles or more to attend. *Final Quarter not reported as of June 29, 2021 – amount reported was 41,739 with fourth funds new total is 53,818 for FY.*

V. METHODS:

Please describe the methods used to capture the attendance data listed above (license plates, surveys, etc.): Event surveys, special event hotel group bookings, licenses plate counts, park reports, non-resident license reports, zip code responses to media advertising and special social media marketing campaigns conversions.

VI. PROJECT BUDGET:

Attach a report indicating what project expenses were paid for using the Lexington County Accommodations Tax Funds for the fiscal year.

VII. ORGANIZATION SIGNATURE:

Provide signature of official with the organization verifying accuracy of above statements.

Miriam Atria — President / CEO
Print Name — Title

Miriam Atria — Revised - To Include 4TH QTR.
Signature — Date

Capital City/Lake Murray Country Regional Tourism Board
Profit & Loss
July 2021 through June 2022

	Jul '21 - Jun 22
Ordinary Income/Expense	
Income	
Advertising Income	64,725.00
Corporate Sponsors	129,850.00
Lake Murray Souvenir Shoppe	21,030.58
Partnership Income	10,350.00
QtlyAtax/Hospitality Grants	330,721.39
Reimbursement Income	2,338.82
State Grants	500,548.43
Taste of Lake Murray	49,627.87
Total Income	1,109,192.09
Cost of Goods Sold	282.38
Gross Profit	1,108,909.71
Expense	
Bank Fees	2,871.20
Computer Repair/Maintenance	2,011.20
Contract Services	2,200.00
Depreciation Expense	4,197.00
Dues & Subscriptions	2,531.34
Equipment/Leasing	5,431.48
Insurance	13,322.55
Interest Expense	12,464.34
Marketing & Advertising	431,756.80
Materials For Resale	15,387.70
Meetings	4,627.85
Office Supplies	1,533.91
Payroll Expenses	246,437.96
Postage	3,402.80
Printing	1,209.35
Reclass Expenses	-0.01
Telephone	5,181.83
Travel	5,352.85
Visitors Center Expenses	17,637.13
Total Expense	777,557.28
Net Ordinary Income	331,352.43
Net Income	**331,352.43**

Capital City/Lake Murray Country Regional Tourism Board
Balance Sheet
As of December 14, 2021

	Dec 14, 21
ASSETS	
Current Assets	
Checking/Savings	
First Community Bank	182,144.15
Regions Business Savings	500.38
Regions Checking Account	2,007.50
Total Checking/Savings	184,652.03
Accounts Receivable	
Accounts Receivable	221,762.03
Total Accounts Receivable	221,762.03
Other Current Assets	
*Inventory Asset	449.19
Prepaid Expenses	2,194.30
Total Other Current Assets	2,643.49
Total Current Assets	409,057.55
Fixed Assets	
Accumulated Depreciation	-296,661.52
Building Structure	557,904.45
Computers	920.92
Historic Structure	52,000.00
Property,Plant,Equipment	134,264.00
Total Fixed Assets	448,427.85
Other Assets	65.00
TOTAL ASSETS	**857,550.40**
LIABILITIES & EQUITY	
Liabilities	
Current Liabilities	
Accounts Payable	
Accounts Payable	8,950.00
Total Accounts Payable	8,950.00
Other Current Liabilities	27,591.74
Total Current Liabilities	36,541.74
Long Term Liabilities	192,285.36
Total Liabilities	228,827.10
Equity	
Opening Bal Equity	100.00
Retained Earnings	327,270.87
Net Income	301,352.43
Total Equity	628,723.30
TOTAL LIABILITIES & EQUITY	**857,550.40**

COUNTY OF LEXINGTON

ACCOMMODATIONS TAX FUND APPLICATION FY 2022/23

1. Name of Project/Event:

Marketing Lexington County to Tourists and Convention Groups

2. Type of Organization (please select one):

☐	County
☐	Municipal
✔	Non-Profit Organization
☐	Community Service Club, Church, etc.
☐	501(c) 3
☐	Other

3. Sponsoring Organization

Name of Organization:	Columbia Metropolitan CVB (DBA Experience Columbia SC)
Mailing Address:	1101 Lincoln Street Columbia, SC 29201

4. Director of Project/Event

Name & Title:	Kelly Barbrey
Contact Number(s):	803-545-0018
Email:	kbarbrey@experiencecolumbiasc.com

5. Project/Event Website Address:

www.experiencecolumbiasc.com

6. Project/Event Category (*check one*):

✔	Tourism – Advertising / Promotion *(see #10 for advertising/promotion sources)*
☐	Tourism Related Expenditures

7. Project/Event Timeline

Beginning Date:	7/1/2022
End Date:	6/30/2023

8. Location of Project/Event:

Lexington County and the entire Columbia, South Carolina region

9. Number of Employees

Full-time:	18
Part-time:	3

10. Do you advertise outside of a 50-mile radius?

✔ Yes ☐ No

If you answered yes, *please check all that apply for advertising sources outside of Lexington County, and include the total number of each distributed.*

	Type of Ad	Total # Distributed	Range of Ad	For Ad Listings
☐	Rack Cards			Complete ***Attachment A*** for Listing Details for Ads used in *Magazines, Newspapers, the Radio, and Billboards and Websites.* Please include targeted audience.
✔	Brochures	125,000		
☐	Posters			
✔	*Magazine Ads*	see attached	regional/national	
✔	*Newspaper Ads*	see attached	regional/national	
✔	*Radio Ads*	see attached	regional	
✔	*Billboard Ads*	see attached	regional	
✔	*Websites* (other than primary)	see attached	regional/national	
✔	*Other*	see attached	various	

11. Number of Project/Event Attendance:

Expected Number:	14.8 million
Of this number, how many are tourists?	14.8 million; 5.5M overnigh

Tourists - "People taking trips outside of their home communities for any purpose, except daily commuting to and from work." [SC Code of Laws, Chapter 6, Section 6-4-5 (4)]

12. List the methods used to track tourists:

Select Methods Used:	
✔	Webpage Inquiries
	Phone Call Inquiries
✔	Brochure Mailings
	Event Ticket Sales
	Event Registration
✔	Hotel Sales
	License Plates
	Surveys
	Other

Provide the Estimated Numbers:	
Inquiries per month:	96,000
Phone calls per month:	
Brochures mailed per month:	890
Tickets sold per event:	
Registrants per event:	
Sales per event / per month:	1,090RN
Count per event:	
Responses per survey:	

13. *Must Complete* - County accommodations funds are generated from the hotels in the unincorporated areas of the County. Please list the hotels and number of rooms and nights you have used or plan to use for your Project/Event located in the unincorporated areas of Lexington County only:

Hotel Name & Location	Number of Rooms	Number of Nights
Doubletree by Hilton	125	10
Try by Hilton	50	5
Residence Inn ColumbiaW	50	5
Courtyard by Marriott	50	5
APPROX 2000 hotel room	to be booked in FY22-23 for	Lexington County hotels

14. Please indicate that you have read: Chapter 6, Sections 6-4-5 (4) and 6-4-10, SC Code of Laws, 1976?

✔ Yes ☐ No

15. Project/Event Budget: Request for funds must meet the requirements of Chapter 6, Section 6-4-10, SC Code of Laws, 1976, as amended.

a. Estimated Total Cost of Project/Event: (34,446,880 total budget)	$ ~~40,000~~
b. Amount of Accommodations Funds Requested for this Project/Event:	$ 40,000
c. This Request Equals What Percent of the Total Project/Event Budget:	1 %
d. Use ***Attachment B*** and provide a detailed list of what the funds will be used for and the estimated amount for each item (i.e. brochures - $1,500, etc.)	Use ***Attachment B*** to complete.

16. Has your Project/Event or Organization previously received Accommodations Tax Funds?

☑ Yes ☐ No

If you answered yes, *please answer items a-e below.*

a. Year(s):	FY2021-22
b. Amount(s):	$15,000
c. Source(s):	Lexington County A Tax
d. Purpose(s)	Tourism marketing and advertising
e. For each award year, did you expend 100% of the ATAX funds you received?	☑ Yes ☐ No *If you **answered no**, please explain:*

17. Project Description – Please use *Attachment C* to complete the following information that is required by the *Tourism Expenditure Review Committee* to be sure that the Project/Event is in accordance to Section 6-4-10 of the S.C. Code of Laws.

a. General Project/Event Description	*Please use **Attachment C** to complete answers a-f.*
b. Benefits that the Project/Event will serve toward promoting tourism and the benefits to the Community of Lexington County.	
c. Total attendance to the Project/Event versus the number of total tourists in attendance.	
d. Economic impact generated by tourism towards the Project/Event.	
e. Overall description of how the Project/Event attracts and promotes tourists to the area and specifically how the Accommodations Tax Funds were used to accomplish this.	
f. Additional Comments.	

PLEASE NOTE: APPLICANT AND/OR REPRESENTATIVES MUST BE PRESENT DURING REVIEW PROCESS BY THE ACCOMMODATIONS TAX ADVISORY BOARD IN ORDER TO BE CONSIDERED FOR FUNDING.

Signature of Project/Event Director:

Kelly Barbrey
Print Name

VP of Marketing & Communications
Title

Kelly Barbrey
Signature

12/17/21
Date

ATTACHMENT A
ITEM #10 – ADVERTISEMENTS

Please provide the information below for Ads used in *Magazines*, *Newspapers*, the *Radio*, and *Billboards* and *Websites*. Please include targeted audience.

Magazine Ads		
Ad Listing	Distribution Range	Targeted Audience
Successful Meetings Magazine	National	Meeting Planners
Conference Direct	National	Meeting Planners
RCMA Aspire	National	Planners of Religious meetings
Southern Living	National, GA, NC + SC	Leisure Travelers
Garden & Gun	National	Leisure Travelers
Atlanta Magazine	Atlanta, GA	Leisure Travelers
Charlotte Magaine	Charlotte, NC	Leisure Travelers

Newspaper Ads		
Ad Listing	Distribution Range	Targeted Audience
Atlanta Journal Constitution (AJC	Atlanta, GA	Leisure Travelers
Post & Courier	South Carolina	Leisure Travelers
USA Today	National	Leisure Travelers
Greenville Journal	Greenville, SC	Leisure Travelers
Charleston City Paper	Charleston, SC	Leisure Travelers
Augusta Chronicle	Augusta, GA	Leisure Travelers

Television Ads		
Ad Listing	Distribution Range	Targeted Audience
Streaming Television	Southeast/Various	Leisure Travelers

Radio Ads		
Ad Listing	Distribution Range	Targeted Audience
treaming Radio (Pandora, Spotif	Southeast/Various	Leisure Travelers

Billboard Ads		
Ad Listing	Distribution Range	Targeted Audience
ɪreenville 2-84 Church St. Roofto	Greenville, SC	Drive Market Travelers
Augusta Washington Road	Augusta, GA	Drive Market Travelers
Charlotte I-26 at mile 215	Charlotte, NC	Drive Makret Travelers
Charlotte I-77 Tyvola Road	Charlotte, NC	Drive Market Travelers
Charlotte Waverly Center	Charlotte, NC	Tip

Website Ads (other than primary website)		
Ad Listing	Distribution Range	Targeted Audience
ipAdvisor - annual digital campai	geotargeted to key SE cities	Leisure Travelers
ıM City (GVL, CLT, CHS, AVL, RA	GVL, CLT, CHS, AVL, Raleigh	Leisure Travelers
Q City Metro	Charlotte NC	Leisure Travelers
Cvent Digital Campaign	Geo-targeted	Meeting Planners
Connect	National	Meeting Planners
NorthStar	National	Meeting Planners
MPI Carolinas	NC, SC	Carolinas meeting planners

Other Ads		
Ad Listing	Distribution Range	Targeted Audience
Discover SC Vacation Guide	National	Leisure Travelers
CCLMC Travel Guide (trade)	National	Leisure Travelers

ATTACHMENT B

ITEM #15 – PROJECT / EVENT BUDGET

Provide a detailed list of what the funds will be used for and the estimated amount for each item (i.e. brochures - $1,500, etc.)

Item	Estimated Amount
Personnel Expenses	1,074,536
Contract Labor	2,800
Program Expenses	101,000
Marketing, Advertising, Publications	1,852,945
Occupancy Expense	25,704
Operating Expense	750,000
Sports Marketing	200,000
Midlands Authority Suppot	439,901
Total	4,446,886

COUNTY OF LEXINGTON

ACCOMMODATIONS TAX FUND
FUNDING SOURCES
FY 2022/23

Organization Name: Columbia Metro CVB dba Experience Co

List of Funding Sources	Actual FY 2020/21	Current FY 2021/22	Estimated FY 2022/23
City of Columbia A-Tax	1,168,498	1,200,000	1,200,000
City of Cayce	0	12,000	12,000
Town of Lexington	0	40,000	40,000
Richland County A-Tax	92,000	92,000	92,000
Lexington County A-Tax	33,583.20	15,000	40,000
Richland County H-Tax	156,258	104,091	104,091
Visitors Center Merchandise Sales	6631.57	9000	9000
SCPRT Destination Specific Grant	743,151.61	800,000	800,000
Governor's Carolighting Funding- SCPRT	6212.68	13,000	13,000
Unappropriated Net Position	0	1,635,595	1,635,595
Interest Earned	1069.96	1200	1200
Tourism Recovery Funds	1,280,000	500,000	500,000
Total	3,487,405.02	4,421,866	4,446,886

ATTACHMENT C
ITEM #17 – PROJECT / EVENT DESCRIPTION

Please complete the following information that is required by the Tourism Expenditure Review Committee to be sure that the Project/Event is in accordance to Section 6-4-10 of the S.C. Code of Laws.

a. General Project/Event Description:

As an official destination marketing organization for our region, the Columbia Metropolitan Convention & Visitors Bureau (DBA Experience Columbia SC) actively markets the entire midlands region of South Carolina for meetings, conventions and leisure travel. We use the funds from Lexington County Accommodations Tax to drive hotel room nights into the unincorporated areas of Lexington County through advertising, convention sales and marketing initiatives.

b. Benefits that the Project/Event will serve toward promoting tourism and the benefits to the Community of Lexington County.

While our team's mission is to increase visitation throughout the region, we do drive significant business specifically to Lexington County in the form of meetings, conventions and leisure travel. According to an economic impact study of the Columbia region conducted by Tourism Economics, 14.8 million visitors came to the region in 2018. We saw those numbers hold through 2019. In 2020, due to the pandemic, we saw the total number of visitors decrease to 10.6 million. Due to significant tourism recovery marketing efforts, and based on data from the STR (Smith Travel Research) hotel reports, we expect 2021 numbers to be closer to those of 2019.
In FY19-20 our sales team booked 12,503 convention room nights into the region, with 1,547 into Lexington County. In FY 20-21 our team booked 6,784 hotel room nights region-wide with 2,314 into Lexington County. And YTD in the first half of 2021-22 per team has already booked 6,540 convention rooms into the region with 1,104 into Lexington County showing a positive trend to finish the year at pre-pandemic booking levels.

c. Total attendance to the Project/Event versus the number of total tourists in attendance.

2019 Total Tourists: 14.8M with 5.5 million spending the night; 12,503 convention RN
2020 Total Tourists: 10.6M with 3.9 million spending the night; 6,784 convention RN
2021 Total Tourists: 14.8M with 5.5 million spending the night; 12,503 convention RN PROJECTED
2022 Total Tourists: 14.9 million with 5.6 million spending the night; 15,000 convention RN PROJECTED

d. Economic impact generated by tourism towards the Project/Event.

2019: 2.1 Billion with $2,112,613 from ECSC booked conventions
2020: 1.6 Billion with $1,264.494 from ECSC booked conventions
2021: 2.1 Billion with $2,112,613 from ECSC booked conventions PROJECTED
2022: 2.2 Billion with $2.5 million from ECSC booked conventions PROJECTED

*Statistics and projections are calculated with data from Tourism Economics, STR (Smith Travel Research) and signed hotel contracts and agreements from Experience Columbia SC customers

Additionally, Experience Columbia SC's website generated 4,584 referrals to area hotels' websites resulting in $64,142 in booked revenue for local hotels from individual travelers. *through Experience Columbia SC's partnership with BookDirect

e. Overall description of how the Project/Event attracts and promotes tourists to the area and specifically how the Accommodations Tax Funds were used to accomplish this.

Experience Columbia SC uses the accommodations tax funds provided to advertise through digital, outdoor/billboard, streaming television/ration, print media, and social media. We drive advertising traffic to our website, ExperienceColumbiaSC.com where we showcase meeting and convention venues, hotels, restaurants, attractions and provide travel information and inspiration for group and leisure visitors. Additionally, we send sales representatives to tradeshows where they connect with meeting planners who could potentially bring a convention to the region. At these tradeshows. We have a consistent brand and messaging that reaches the consumer at every point on their journey to make a decision about where they will take their meeting, convention or vactation. From digital geotargeting to our website to our sales collateral to the talking points discussed at tradeshows, we show a full picutre of the assets of our region to potentail travelers.

f. Additional Comments.

We thank Lexington County for continued support of Experience Columbia SC.

County of Lexington
Accommodations Tax Fund
FY 2021/22 FINAL REPORT

(SUBMIT BY END OF FISCAL YEAR WITH FINAL INVOICE)

I. PROJECT INFORMATION:

Organization Name: Columbia Metropolitan Convention & Visitors Bureau DBA Experience Columbia SC

Project/Event Name: Marketing Lexington County to Tourists and Convention Groups

Contact Name: Kelly Barbrey Phone: 803-545-0018

II. PROJECT COMPLETION:

Were you able to complete the project/event as stated in your original application?

If no, state any problems you encountered: We were able to complete the project with out any problems.

III. PROJECT SUCCESS:

Please share any additional comments regarding the project (e.g., lessons learned, successes, problems encountered, etc.):

Experience Columbia SC provided support to Lexington County by running a full-scale tourism recovery marketing campaign to encourage the return of safe travel amid COVID-19 concerns. We will continue to bolster tourism numbers though marketing in FY 22-23.

IV. PROJECT ATTENDANCE:

Record numbers in table below as requested by the Tourism Expenditure Review Committee. Numbers are to reflect attendance and funds received for projects for current and previous years.

	FY 2021/22 Current Year	FY 2020/21 Previous Year
Total Budget of Event/Project	3,902,849.00	5,185,680.08
Amount Funded by Lexington County Accommodations Tax Funds	15,000	41,979
Amount Funded by Accommodations Tax Funds from all sources	15,000	41,979
Total Attendance	10.6 million	14.8 million
Total Tourists*	10.6 million	14.8 million

**Tourists are generally defined as those who travel 50 miles or more to attend.*

V. METHODS:

Please describe the methods used to capture the attendance data listed above (license plates, surveys, etc.): Hotel contracts, Smith Travel Research (STR) Reports, reporting form Tourism Economics.

VI. PROJECT BUDGET:

Attach a report indicating what project expenses were paid for using the Lexington County Accommodations Tax Funds for the fiscal year.

VII. ORGANIZATION SIGNATURE:

Provide signature of official with the organization verifying accuracy of above statements.

Kelly Barbrey
Print Name

VP of Marketing & Communications
Title

Kelly Barbrey
Signature

1/3/22
Date

Midlands Authority for Conventions, Sports & Tourism
Statement of Revenues and Expenditures - Monthly-Financial Statement FY2022
902 - Experience Columbia SC (CVB)
From 10/1/2021 Through 10/31/2021

		Current Period Actual	Year To Date Actual	Fiscal Year 21-22 Budget	Budget Variance YTD
	Revenue				
	Grant Revenue				
4000	City of Columbia - Accom Tax	0.00	304,033.50	1,200,000.00	(895,966.50)
4001	Richland County - Accom Tax	0.00	6,250.00	92,000.00	(85,750.00)
4004	Cayce - Accom Tax	12,134.52	12,134.52	12,000.00	134.52
4005	Town of Lexington - Accom Tax	0.00	0.00	40,000.00	(40,000.00)
4006	Lexington County - Accom Tax	0.00	11,250.00	15,000.00	(3,750.00)
4021	Richland County - Hospitality Tax	0.00	47,772.75	104,091.00	(56,318.25)
	Total Grant Revenue	12,134.52	381,440.77	1,463,091.00	(1,081,650.23)
	Investment Income				
4207	Interest Earned	0.00	0.00	100.00	(100.00)
	Total Investment Income	0.00	0.00	100.00	(100.00)
	Other Income				
4205	Visitor Center Merchandise	468.92	1,526.78	9,000.00	(7,473.22)
4400	Appropriation PY Unassigned Net Position	0.00	0.00	811,658.00	(811,658.00)
	Total Other Income	468.92	1,526.78	820,658.00	(819,131.22)
	Total Revenue	12,603.44	382,967.55	2,283,849.00	(1,900,881.45)
	Total Revenue	12,603.44	382,967.55	2,283,849.00	(1,900,881.45)
	Expenditures				
	Personnel Expenses				
5002	Salaries - FT Sales & Marketing	38,931.32	145,288.04	491,437.00	346,148.96
5021	Salaries - PT Sales & Marketing	0.00	1,146.26	37,036.00	35,889.74
5040	Personnel Contingency	0.00	0.00	15,854.00	15,854.00
5050	Payroll Tax Expense	3,666.53	12,036.57	43,546.00	31,509.43
5055	Retirement - 401k	1,178.04	4,515.36	21,773.00	17,257.64
5060	Health Insurance	0.00	20,299.77	102,421.00	82,121.23
5061	Dental Insurance	313.53	1,791.60	5,292.00	3,500.40
5062	Life & Disability Insurance	0.00	1,819.39	7,372.00	5,552.61
5070	Workers Compensation	409.79	1,639.16	2,851.00	1,211.84
5071	Unemployment Insurance	14.19	90.70	150.00	59.30
5075	Incentives	9,217.00	11,485.10	68,440.00	56,954.90
5076	Auto Allowance	369.24	1,476.96	4,800.00	3,323.04
	Total Personnel Expenses	54,099.64	201,588.91	800,972.00	599,383.09
	Contract Labor				
5080	Contract Labor	1,095.00	1,095.00	1,450.00	355.00
	Total Contract Labor	1,095.00	1,095.00	1,450.00	355.00
	Professional Fees				
5086	Professional Service Fees	0.00	0.00	16,000.00	16,000.00
	Total Professional Fees	0.00	0.00	16,000.00	16,000.00
	Program Expenses				
5112	Partner & Community Relations	93.51	664.81	14,500.00	13,835.19
	Total Program Expenses	93.51	664.81	14,500.00	13,835.19
	Marketing, Advertising & Publications				
5200	Marketing & Advertising	4,538.00	9,538.00	173,861.00	164,323.00
5201	Targeted Digital Advertising	45,318.19	87,318.19	271,500.00	184,181.81
5202	Meeting Advertising	3,500.00	29,852.75	75,000.00	45,147.25
5204	Municipality Specific Marketing	0.00	0.00	52,000.00	52,000.00
	Total Marketing, Advertising & Publications	53,356.19	126,708.94	572,361.00	445,652.06
	Occupancy Expense				
5300	Office Space Rental	4,016.24	10,040.60	25,704.00	15,663.40
	Total Occupancy Expense	4,016.24	10,040.60	25,704.00	15,663.40
	Operating Expenses				

Midlands Authority for Conventions, Sports & Tourism
Statement of Revenues and Expenditures - Monthly-Financial Statement FY2022
902 - Experience Columbia SC (CVB)
From 10/1/2021 Through 10/31/2021

		Current Period Actual	Year To Date Actual	Fiscal Year 21-22 Budget	Budget Variance YTD
5310	Utilities	597.98	1,947.27	6,960.00	5,012.73
5313	Telephone	328.53	1,578.52	6,168.00	4,589.48
5320	Repairs & Maintenance	0.00	65.00	2,800.00	2,735.00
5321	General - Maintenance Supplies	0.00	0.00	1,590.00	1,590.00
5322	Office Equipment Lease	258.42	2,576.54	6,620.00	4,043.46
5325	Computer Expense & Maintenance	0.00	0.00	13,000.00	13,000.00
5327	Website Enhancements	12,352.87	92,715.25	121,208.00	28,492.75
5334	Tradeshows	(26.47)	(26.47)	0.00	26.47
5340	Postage	2,300.82	9,977.59	16,526.00	6,548.41
5341	Printing	262.80	1,377.80	7,330.00	5,952.20
5342	Office Supplies	628.40	1,362.15	4,200.00	2,837.85
	Total Operating Expenses	16,703.35	111,573.65	186,402.00	74,828.35
	Other Operating Expenses				
5400	Contract Building Service	978.89	9,686.00	20,552.00	10,866.00
5405	Depreciation	0.00	8,263.14	31,200.00	22,936.86
5415	Parking	0.00	400.00	4,800.00	4,400.00
5416	Membership Dues & Subscriptions	6,870.00	13,945.00	17,513.00	3,568.00
5424	Visitors Center Merchandise	29.00	308.51	5,100.00	4,791.49
5425	Promotional Materials	892.71	2,923.71	32,150.00	29,226.29
5426	Collateral Materials	0.00	0.00	70,000.00	70,000.00
5427	Employee Travel, Meals & Accomodations	9.50	95.45	3,500.00	3,404.55
5429	Uniforms	0.00	267.80	3,450.00	3,182.20
5430	Employee Training & Development	0.00	795.00	11,295.00	10,500.00
5435	Payroll Processing Fees	243.00	982.80	9,806.00	8,823.20
5436	Banking & Merchant Fees	86.41	636.64	225.00	(411.64)
	Total Other Operating Expenses	9,109.51	38,304.05	209,591.00	171,286.95
	Total Expenditures	138,473.44	489,975.96	1,826,980.00	1,337,004.04
	Total Expenditures	138,473.44	489,975.96	1,826,980.00	1,337,004.04
	Net Revenue Over Expenditures	(125,870.00)	(107,008.41)	456,869.00	(563,877.41)
	Transfers Out				
5700	Transferred out to Authority	32,961.67	141,348.29	456,869.00	315,520.71
	Total Transfers Out	32,961.67	141,348.29	456,869.00	315,520.71
	Net Revenue Over Expeditures (After Transfers)	(158,831.67)	(248,356.70)	0.00	(248,356.70)

Midlands Authority for Conventions, Sports & Tourism
Statement of Revenues and Expenditures - Monthly-Financial Statement FY2022
905 - Destination Marketing
From 10/1/2021 Through 10/31/2021

		Current Period Actual	Year To Date Actual	Fiscal Year 21-22 Budget	Budget Variance YTD
5222	SCPRT-Tourism Recovery Marketing	0.00	8,500.00	0.00	(8,500.00)
	Total Marketing, Advertising & Publications	91,689.59	514,301.96	1,619,000.00	1,104,698.04
	Operating Expenses				
5315	General Insurance	736.17	2,944.68	9,600.00	6,655.32
5334	Tradeshows	5,375.33	75,276.04	135,800.00	60,523.96
5335	Tradeshow/Event Sponsorship	0.00	0.00	20,000.00	20,000.00
5340	Postage	32.43	32.43	5,000.00	4,967.57
5341	Printing	0.00	0.00	1,500.00	1,500.00
	Total Operating Expenses	6,143.93	78,253.15	171,900.00	93,646.85
	Other Operating Expenses				
5400	Contract Building Service	0.00	60,613.37	92,048.00	31,434.63
5416	Membership Dues & Subscriptions	350.00	8,619.00	13,105.00	4,486.00
5425	Promotional Materials	0.00	18.33	15,000.00	14,981.67
5426	Collateral Materials	0.00	0.00	1,500.00	1,500.00
5427	Employee Travel, Meals & Accomodations	3,290.75	10,918.81	62,500.00	51,581.19
5438	Vehicle Maintenance	284.44	284.44	1,500.00	1,215.56
	Total Other Operating Expenses	3,925.19	80,453.95	185,653.00	105,199.05
	Total Expenditures	132,950.23	788,348.64	2,563,037.00	1,774,688.36
	Total Expenditures	132,950.23	788,348.64	2,563,037.00	1,774,688.36
	Net Revenue Over Expenditures	2,731.25	531,341.42	400,000.00	131,341.42
	Transfers Out				
5701	Transferred out Sports	0.00	200,000.00	400,000.00	200,000.00
	Total Transfers Out	0.00	200,000.00	400,000.00	200,000.00
	Net Revenue Over Expeditures (After Transfers)	2,731.25	331,341.42	0.00	331,341.42

COUNTY OF LEXINGTON

ACCOMMODATIONS TAX FUND APPLICATION FY 2022/23

1. Name of Project/Event:

Greater Cayce-West Columbia Visitor Programs

2. Type of Organization (please select one):

	County
	Municipal
X	Non-Profit Organization
	Community Service Club, Church, etc.
	501(c) 3
	Other

3. Sponsoring Organization

Name of Organization:	Same
Mailing Address:	1006 12th Street Cayce SC 29033

4. Director of Project/Event

Name & Title:	Tim James/Chamber & Visitor Programs President
Contact Number(s):	803-794-6504
Email:	tim@cwcchamber.com

5. Project/Event Website Address:

WWW.VISITCAYCEWESTCOLUMBIA.COM

6. Project/Event Category (*check one*):

X	Tourism – Advertising / Promotion *(see #10 for advertising/promotion sources)*
	Tourism Related Expenditures

7. Project/Event Timeline

Beginning Date:	July 1, 2022
End Date:	June 30, 2023

8. Location of Project/Event:

1006 12th Street Cayce SC 29033

9. Number of Employees

Full-time:	0
Part-time:	2

10. Do you advertise outside of a 50-mile radius?

X	Yes		No

If you answered yes, *please check all that apply for advertising sources outside of Lexington County, and include the total number of each distributed.*

	Type of Ad	Total # Distributed	Range of Ad	For Ad Listings
X	Rack Cards	+/- 3,000	+/- 300 Miles	Complete ***Attachment A*** for Listing Details for Ads used in *Magazines, Newspapers, the Radio, and Billboards and Websites*. Please include targeted audience.
X	Brochures	+/- 2,000	+/- 300 Miles	
X	Posters	500	+/- 100 Miles	
X	*Magazine Ads*	2	+/- 170 Miles	
	Newspaper Ads			
	Radio Ads			
	Billboard Ads			
	Websites (other than primary)			
X	*Other*	2 (Facebook/Instagram)	+/- 240 Miles	

11. Number of Project/Event Attendance:

Expected Number:	N/A
Of this number, how many are tourists?	All

Tourists - "People taking trips outside of their home communities for any purpose, except daily commuting to and from work." [SC Code of Laws, Chapter 6, Section 6-4-5 (4)]

12. List the methods used to track tourists:

Select Methods Used:	
X	Webpage Inquiries
X	Phone Call Inquiries
X	Brochure Mailings
	Event Ticket Sales
	Event Registration
	Hotel Sales
	License Plates
	Surveys
	Other

Provide the Estimated Numbers:	
Inquiries per month:	*+/- 3,000*
Phone calls per month:	*+/- 40*
Brochures mailed per month:	*150*
Tickets sold per event:	
Registrants per event:	
Sales per event / per month:	
Count per event:	
Responses per survey:	

13. *Must Complete* - County accommodations funds are generated from the hotels in the unincorporated areas of the County. Please list the hotels and number of rooms and nights you have used or plan to use for your Project/Event located in the unincorporated areas of Lexington County only:

Hotel Name & Location	Number of Rooms	Number of Nights
Wingate	15	2
Comfort Inn	15	2
Double Tree	15	2

14. Please indicate that you have read: Chapter 6, Sections 6-4-5 (4) and 6-4-10, SC Code of Laws, 1976?

X	Yes		No

15. Project/Event Budget: Request for funds must meet the requirements of Chapter 6, Section 6-4-10, SC Code of Laws, 1976, as amended.

a. Estimated Total Cost of Project/Event:	$82,500.00
b. Amount of Accommodations Funds Requested for this Project/Event:	$20,000.00
c. This Request Equals What Percent of the Total Project/Event Budget:	24 %
d. Use ***Attachment B*** and provide a detailed list of what the funds will be used for and the estimated amount for each item (i.e. brochures - $1,500, etc.)	Use ***Attachment B*** to complete.

16. Has your Project/Event or Organization previously received Accommodations Tax Funds?

X	Yes		No

If you answered yes, *please answer items a-e below.*

a. Year(s):	FY21/22,20/21,19/20
b. Amount(s):	FY21/22 ($80,747.67),20/21($81,484.00),19/20($93.589.00)
c. Source(s):	Lexington County, City of Cayce, City of West Columbia
d. Purpose(s)	Operation of the Greater CWC Visitor Programs
e. For each award year, did you expend 100% of the ATAX funds you received?	X Yes / No *If you **answered no**, please explain:*

17. Project Description – Please use *Attachment C* to complete the following information that is required by the *Tourism Expenditure Review Committee* to be sure that the Project/Event is in accordance to Section 6-4-10 of the S.C. Code of Laws.

a. General Project/Event Description	*Please use **Attachment C** to complete answers a-f.*
b. Benefits that the Project/Event will serve toward promoting tourism and the benefits to the Community of Lexington County.	
c. Total attendance to the Project/Event versus the number of total tourists in attendance.	
d. Economic impact generated by tourism towards the Project/Event.	
e. Overall description of how the Project/Event attracts and promotes tourists to the area and specifically how the Accommodations Tax Funds were used to accomplish this.	
f. Additional Comments.	

PLEASE NOTE: APPLICANT AND/OR REPRESENTATIVES MUST BE PRESENT DURING REVIEW PROCESS BY THE ACCOMMODATIONS TAX ADVISORY BOARD IN ORDER TO BE CONSIDERED FOR FUNDING.

Signature of Project/Event Director:

Joe Matthews for Greater CWC
Print Name

Office Operations Manager
Title

Joe Matthews for Greater CWC
Signature

Jan 7, 2022
Date

ATTACHMENT A
ITEM #10 – ADVERTISEMENTS

Please provide the information below for Ads used in *Magazines*, *Newspapers*, the *Radio*, and *Billboards* and *Websites*. Please include targeted audience.

Magazine Ads		
Ad Listing	Distribution Range	Targeted Audience
Ads for 22/23 to be determined and will update once determined which magazine, we will update.	+/- 52 Miles	Areas of Greensboro, Atlanta, Raleigh, Charlotte.

Newspaper Ads		
Ad Listing	Distribution Range	Targeted Audience

Television Ads		
Ad Listing	Distribution Range	Targeted Audience

Radio Ads		
Ad Listing	Distribution Range	Targeted Audience

Billboard Ads		
Ad Listing	Distribution Range	Targeted Audience

Website Ads (other than primary website)		
Ad Listing	Distribution Range	Targeted Audience

Other Ads		
Ad Listing	Distribution Range	Targeted Audience
Facebook	+/- 52 Miles	Residents of Greensboro, Atlanta, Raleigh, Charlotte.
Instagram	+/- 52 Miles	Residents of Greensboro, Atlanta, Raleigh, Charlotte.

Follow

George Hunter

@GHunterlaw

Tampa Bay Florida ghunterlaw.com

Joined January 2012

492 Following **231** Followers

Not followed by anyone you're following

Tweets Tweets & replies Media Likes

George Hunter Retweeted

Cayce West Columbia Chamber · 23h

Replying to @JUBaseball and @NCAACWS

Welcome! Things to do and places to stay! See link in bio!!!

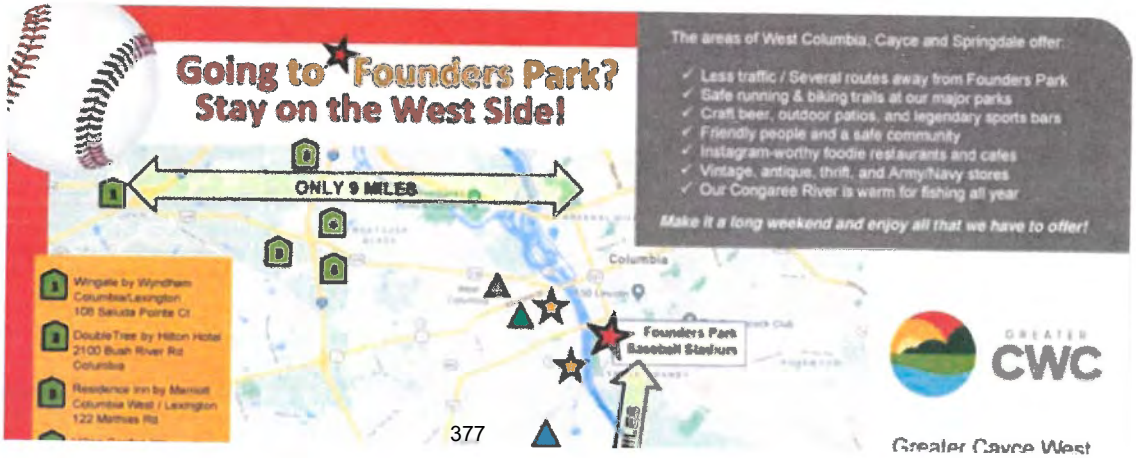

Cayce West Columbia Chamber · 2s

Welcome, Virginia and Texas visitors - stay in Cayce and West Columbia! Hotel shops, & the best food near Founders Park!

#NCAA #SuperRegional #VisitCWC #VisitCayceWestColumbia #UVA @UVABaseball #GoHoos #DallasBaptist #FoundersPark #BaseballTournament @dbu_baseball

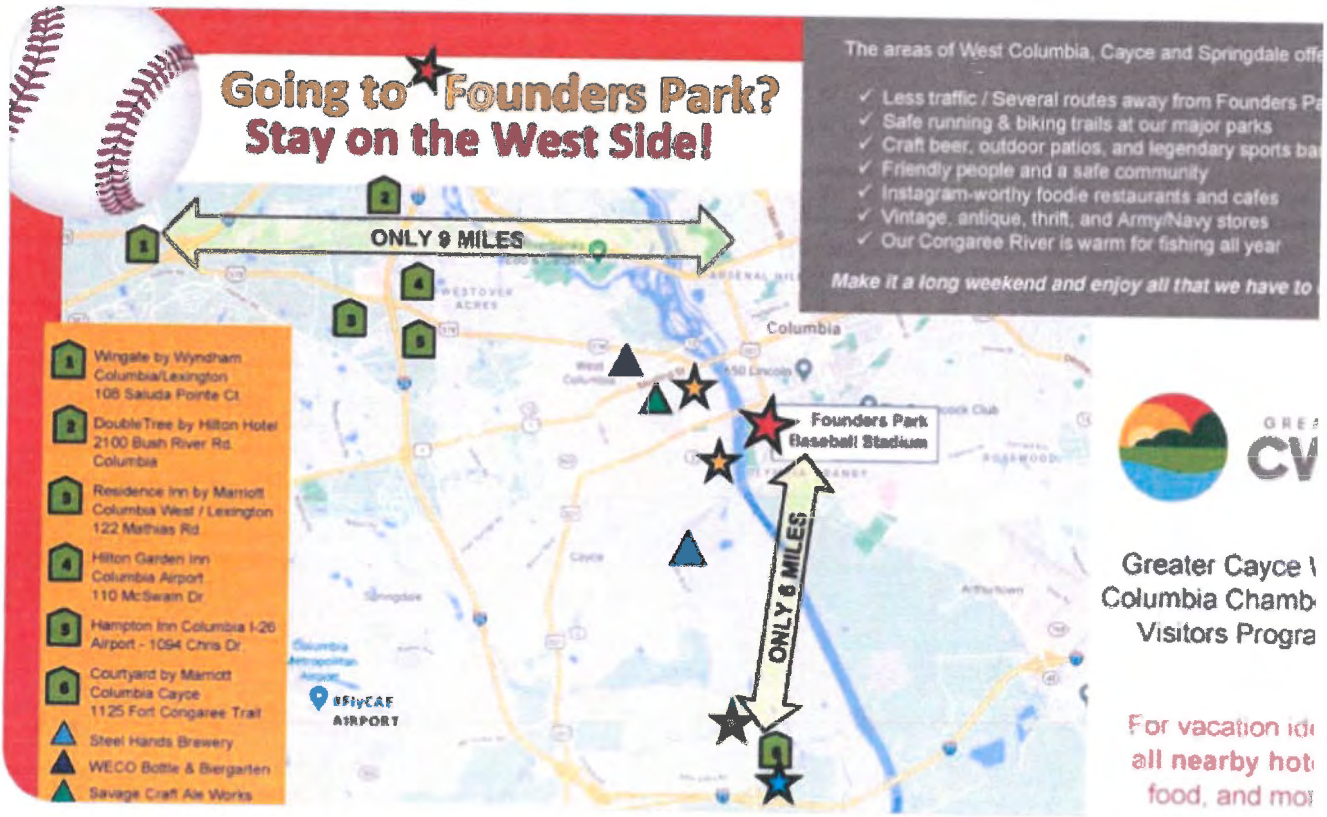

Cayce West Columbia Cha... · 6/16/21

Ready for 🏈? We've got 2 discounts if you're headed to Williams Brice Stadium:
Wingate by Wyndham:
wyndhamhotels.com/hotels/30544?c...
DoubleTree by Hilton:
hilton.com/en/book/reserv...
@troyathletics
@UKAthletics
@vanderbiltathletics
@GatorsFB
@EIUPanthers
@FootballAU

Cayce West Columbia Cham... · 6/2/21

Coming to the games in Columbia? See our link in bio and this map for places to stay & things to do.

NCAA Baseball @NCA... · 6/2/2



Here's a closer look at the standout players and pitching staffs in the 2021 NCAA baseball to...

Bike Walk Fish Canoe

Tube down the Congaree River

NATIONAL PARK beer gardens

ANTIQUES/VINTAGE SHOPS RIVERBANKS ZOO

10+ art murals ROOFTOP DINING



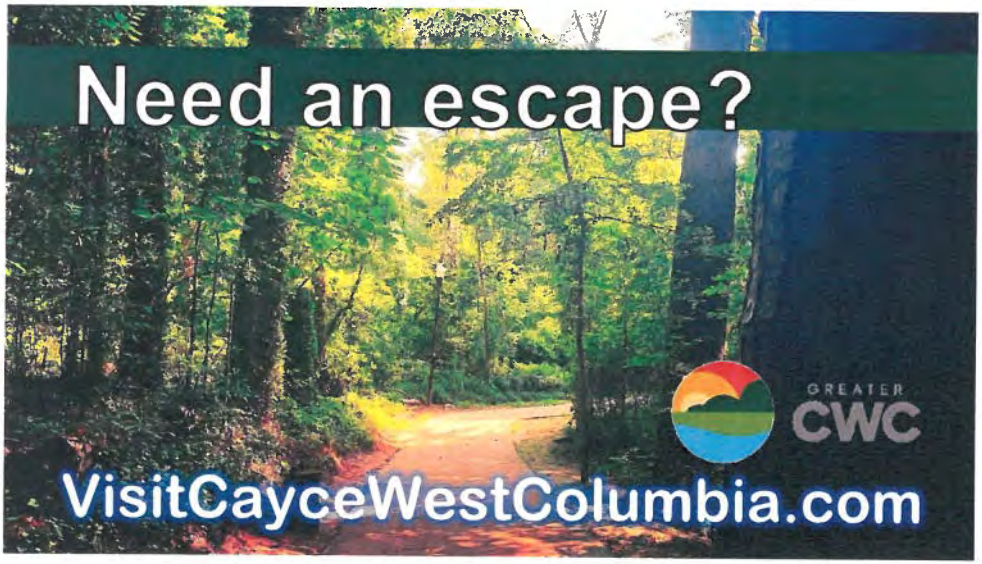

- Visitors are drawn to our river, the Congaree. It is home to the Riverwalk – over 25 miles of trails. You can walk, bike, bird watch or fish here! Get your tube, kayak and canoe rentals locally through PalmettoOutdoor.com. Modern and clean hotels, all near the river!
- Take Instagram-worthy photos at over 10 new street murals!
- Ranked as a Top 10 zoo in all of North America, Riverbanks Zoo & Botanical Gardens has an entrance here in West Columbia, too. SC's only national park, Congaree National Park, is a very short drive away...you'll want to stay here near all the food & hotels.
- The cuisine scene is delish with farm-to-table cafes and rooftop dining on the river. Try South Carolina staples like BBQ and legendary burgers or new hits like street tacos. So many options!
- Stay near all the action! For a list of nearby hotel rooms, see our website www.visitcaycewestcolumbia.com today!

Greater CWC Visitors Center: 1006 12th Street, Cayce, SC 29033
Phone: (803) 794-6504



Cayce West Columbia Chamber
Tag us #VisitCWC

Greater Cayce-West Columbia Chamber & Visitors Program

@CWCChamber

Cayce West Columbia SC Outdoor Vacation Ideas

Printing costs sponsored by Lexington County, the City of West Columbia, and the City of Cayce. Thank you! 5/1/2021

13.6K	2.8K	154
Post Reach	Engagements	Link Clicks

Posts

50+ posts published in the last 28 days.

MOST ENGAGING | **RECENT**

MOST ENGAGING POSTS

🎄 🎄 Holiday Parade of Light...
November 23

Reach	4.2K
Engagements	442

Excited to see Chamber mem...
November 27

Reach	4.5K
Engagements	435

🎄 🍦 Zesto of West Columbia...
November 22

Reach	2.9K
Engagements	374

That's a wrap..... so much fun at...
November 18

Reach	760
Engagements	116

GUIDED CANOE TRIP

MUST BE BOOKED 7 DAYS IN ADVANCE

CALL TO BOOK | $249/NIGHT

TODAY

PLUS APPLICABLE TAXES

803.731.0300

THE PACKAGE

- (1) Night Stay
- Includes Breakfast for (2) in Hotel Restaurant
- Guided Canoe Trip for (2)

*Pricing subject to availability and season

THE ADVENTURE

- Overnight stay in the modern, newly renovated DoubleTree Hotel & Conference Center
- Enjoy breakfast for (2) in Hotel's Restaurant
- Explore the Congaree National Park with Palmetto Outdoors on a Guided Canoe Trip for (2)

DOUBLETREE COLUMBIA

2100 Bush River Rd
Columbia, SC 29210

PALMETTO OUTDOORS

07/07/2021

Joe Matthews
1006 12th ST
Cayce, SC 29033

Dear Joe Matthews:

The Visit Cayce West Columbia brochure has been received and approved for rack distribution in the South Carolina Welcome Centers. Included is a copy of the current literature distribution guidelines for your files.

Please send a quantity of your publications to each welcome center, a mailing list is also included. When a center's publication supply needs replenishing the manager will notify you. We appreciate your contributions to the state's tourism industry.

Thank you also for your interest in the South Carolina Welcome Center Program. We enjoy working with you to make South Carolina's "Smiling Faces and Beautiful Places" shine.

Sincerely,

Marielena Petruska
Tourism Supervisor
Blacksburg Welcome Center
864-839-6742
blacksburgwc@scprt.com

cc: Welcome Centers - Visitor Services
Sales & Marketing Office - SCPRT

South Carolina Welcome Center Contact List

To email announcements, daily specials and events to all SC Welcome Centers: welcomecenters@scprt.com

Our "rack cards" were sent to all of the following locations! All are 50+ miles away!

US 17 SC Welcome Center
Shelby Boulineau, Manager
843-249-1111; 843-249-9317 fax
lriverwc@scprt.com
UPS/ Fed Ex/ US Postal Service:
SC/NC Border
2121 Highway 17
Little River, SC 29566
**Georgetown & Horry*

I-20 East SC Welcome Center
Andrea Wright, Manager
803-279-6756; 803-278-6250 fax
northaugustawc@scprt.com
UPS/ Fed Ex:
SC/GA Border
Interstate I-20
North Augusta, SC 29841
US Postal Service:
Post Office Box 6728
North Augusta, SC 29846
**Aiken, Allendale, Bamberg, Barnwell, Charleston, Colleton & Hampton*

I-26 East SC Welcome Center
Rhonda Eldridge, Manager
864-457-2228; 864-457-7244 fax
landrumwc@scprt.com
UPS/ Fed Ex:
SC/NC Border
200 Interstate 26 Eastbound
Landrum, SC 29356
US Postal Service:
Post Office Box 429
Landrum, SC 29356
**Greenville, Laurens, Newberry, Saluda & Spartanburg*

I-77 South SC Welcome Center
Kathryn Totherow, Manager
803-548-2880; 803-548-1173 fax
fortmillwc@scprt.com
UPS/ Fed Ex/ US Postal Service:
SC/NC Border
89 I-77 South
Fort Mill, SC 29708
** Chester, Chesterfield, Kershaw, Lancaster, Marlboro & York*

I-85 North SC Welcome Center
Dawn Duncan, Manager
864-972-3731; 864-972-0229 fax
fairplaywc@scprt.com
UPS/ Fed Ex:
SC/GA Border
100 Welcome Center Place
Fair Play, SC 29643
US Postal Service:
Post Office Box 38
Fair Play, SC 29643
**Abbeville, Anderson, Edgefield, Greenwood, McCormick, Oconee & Pickens*

I-85 South SC Welcome Center
Marielena Petruska, Manager
864-839-6742; 864-839-3259 fax
blacksburgwc@scprt.com
UPS/ Fed Ex/ US Postal Service:
SC/NC Border
100 Highway I-85 South
Blacksburg, SC 29702
**Cherokee, Fairfield, Lexington, Richland & Union*

I-95 North SC Welcome Center
Devonte Genwright, Manager
843-784-3275; 843-784-6054 fax
hardeevillewc@scprt.com
UPS/ Fed Ex:
SC/GA Border
4968 Jasper Highway
Hardeeville, SC 29927
US Postal Service:
Post Office Box 400
Hardeeville, SC 29927-0400
**Beaufort & Jasper*

I-95 South SC Welcome Center
Larry Willard, Manager
843-774-4711; 843-774-6812 fax
dillonwc@scprt.com
UPS/ Fed Ex/ US Postal Service:
SC/NC Border
195 Mile Marker I-95
Hamer, SC 29547-7256
**Darlington, Dillon, Florence, Lee, Marion & Sumter*

I-95 South SC Welcome Center
Sandra Middleton, Manager
803-854-2442; 803-854-4879 fax
santeewc@scprt.com
UPS/ Fed Ex:
Southbound I-95
Mile Marker 99 at Santee
Santee, SC 29142
US Postal Service:
160 Southrest Lane
Santee, SC 29142
**Berkeley, Calhoun, Clarendon, Dorchester, Orangeburg & Williamsburg*

SC Welcome Center Program- Central Office
Devon Harris, Program Manager
803-734-0123; dharris@scprt.com

Heather Harley, Program Coordinator
803-734-0005; hharley@scprt.com
** Statewide, government, multi-state, regional & chain destinations with locations represented by more than one center*

**Indicates counties of responsibility for literature distribution based on physical location of the destination.*

Please note: The U.S. Postal Service does not accept boxed deliveries to post office boxes. Therefore, when shipping boxes, please use the UPS, Fed Ex, etc., carriers and the "UPS/Fed Ex Address" to ensure delivery to these centers. Packages not mailed properly may be returned to you without our knowledge and at your expense.
March 2018

JOE MATTHEWS <joe.matthews@cwcchamber.com> 8/11/2021 8:48 AM

Re: requesting more rack cards

To Anthony Perrini <aperrini@scprt.com> Copy Hayley Bowers <hbowers@mbkahn.com>

Good Morning Anthony,

Sorry for the delay in getting these rack cards out to you, but they will be going out today. Let us know when you need more!

Thank you,

Joe Matthews

> On 08/02/2021 4:34 PM Anthony Perrini <aperrini@scprt.com> wrote:
>
> Thanks Joe, I appreciate you!
>
> Anthony Perrini
> Travel Counselor, SC Welcome Center, Fort Mill
> South Carolina Department of Parks, Recreation & Tourism
> 89 South I-77
> Fort Mill, SC 29708
> 803-548-2880
> SCPRT.com
> www.DiscoverSouthCarolina.com
>
> South Carolina Just right.
>
> **From:** JOE MATTHEWS <joe.matthews@cwcchamber.com>
> **Sent:** Monday, August 2, 2021 9:58 AM
> **To:** Anthony Perrini <aperrini@scprt.com>
> **Cc:** Hayley Bowers <hbowers@mbkahn.com>
> **Subject:** Re: requesting more rack cards
>
> Hello Anthony,
>
> We are happy that you are needing more rack cards. I should be able to get those out this week for you.

Thank you,

Joe Matthews

> On 07/28/2021 11:33 AM Anthony Perrini <aperrini@scprt.com> wrote:
>
> Mr. Joe Matthews,
>
> The Fort Mill Welcome Center can use 300 more of your beautiful rack cards of Visit Cayce West Columbia - Vacation Ideas? Please send to address below.
>
> Thanks,
>
> Anthony Perrini
> Travel Counselor, SC Welcome Center, Fort Mill
> South Carolina Department of Parks, Recreation & Tourism
> 89 South I-77
> Fort Mill, SC 29708
> 803-548-2880
> SCPRT.com
> www.DiscoverSouthCarolina.com
>
> South Carolina Just right.

Joe Matthews
Office Operations Manager
Greater CWC Chamber & Visitor Programs
1006 12th Street Cayce, SC 29033
Phone: 803-794-6504
www.cwcchamber.com

GREATER CWC

JOE MATTHEWS <joe.matthews@cwcchamber.com> 9/8/2021 2:54 PM

Re: REQUEST FOR VISIT WEST COLUMBIA CAYCE LITERATURE

To Lashanda Washington <lwashington@scprt.com> Copy Hayley Bowers <hbowers@mbkahn.com>

Hi Lashanda,

Just wanted to let you know that we mailed the rack cards today and they should be arriving within a couple of days.

Please let us know when you need more.

Have a great day!

Joe Matthews

> On 08/30/2021 10:28 AM Lashanda Washington <lwashington@scprt.com> wrote:
>
> Hello,
> Please send 500 copies of The Visit West Columbia Cayce literature to The Hardeeville Welcome Center. Thank you.
>
> **Lashanda Washington**
> Travel Coordinator I
> Hardeeville Welcome Center
> South Carolina Department of Parks, Recreation and Tourism
> 4968 Jasper Highway
> Hardeeville, SC 29927
> 843-784-3275
> SCPRT.com

Joe Matthews
Office Operations Manager
Greater CWC Chamber & Visitor Programs
1006 12th Street Cayce, SC 29033
Phone: 803-794-6504
www.cwcchamber.com

GREATER CWC

Katelyn Wilson <kwilson@scprt.com> 9/29/2021 9:29 AM

Capital City

To joe.matthews@cwcchamber.com <joe.matthews@cwcchamber.com>

Good Morning,

Your brochure **Visit Cayce West Columbia** needs restocking.
Please forward **100 Brochures** at your earliest convenience to:

Attn: Rhonda Eldridge, Manager
I-26 S.C. Welcome Center
200 I-26 Eastbound
P.O. Box 429
Landrum, SC 29356

Please Note, to ensure Welcome Center distribution:
All shipments must be marked "inside delivery" and sent via UPS or FedEx ground carrier.

- Boxes should not exceed 30 pounds.
- Outside must be labeled with the name of the brochure and quantity inside.
- Please include a contact name, phone number, and email address.

South Carolina Welcome Center
SC Department of Parks, Recreation & Tourism
200 I-26 Eastbound
P.O. Box 429
Landrum, SC 29356

Katelyn Wilson
Travel Coordinator
SC Welcome Center Program
South Carolina Parks, Recreation & Tourism
200 Interstate 26 Eastbound
Landrum, SC 29356
864-457-2228 Center
864-457-7244 Fax
SCPRT.com
www.DiscoverSouthCarolina.com

DISCOVER South Carolina

Attachment B
Item #15 – Project / Event Budget

Provide a detailed list of what the funds will be used for and the estimated amount for each item (i.e. brochures - $1,500, etc.)

Item	Estimated Amount
RENT (VISITORS CENTER PORTION)	$2,600.00
SOCIAL MEDIA COSTS, STAFF	$4,400.00
TARGETED OUT OF STATE ADS (Facebook, IG)	$6,000.00
WEB HOSTING/SEARCH ENGINE (Visitors)	$260.00
CENTER DIRECTOR & ASSIST PAY (Visitors Portion)	$40,000.00
PRINT/MAGAZINE ADVERTISING	$15,000.00
PRINTING (RACK CARDS TO BE PLACED OUT OF STATE)	$1,000.00
WEBSITE ADVERTISING ONLINE INCL. STREAMING	$8,200.00
PRINTER EQUIPMENT	$240.00
OFFICE SUPPLIES	$3,600.00
INSURANCE FOR VISITORS CENTER	$1,200.00
Total	$82,500.00

Attachment C
Item #17 – Project / Event Description

Please complete the following information that is required by the Tourism Expenditure Review Committee to be sure that the Project/Event is in accordance to Section 6-4-10 of the S.C. Code of Laws.

a. General Project/Event Description:

The Greater Cayce West Columbia Visitors Center (GCWCVS) is a full time Visitors Center providing information to travelers about the Cities of Cayce and West Columbia, and Lexington County. We also promote the attractions in our area regionally and nationally. We promote activities and festivities that draw tourists to promote overnight stays form visitors outside our area. We work with the municipalities on their events to create additional days to again promote longer stays. We try to package our attractions with our central location for a great place to stay as a destination or a stop through.

The Social Media and Web programs are reaching a great deal of followers who are recognized as inquiring visitors; through our Social Posts we encourage ***Enjoy Local and Stay Local,*** and specifically encourage all that are attending concerts/events to lodge local and enjoy local the many hotels our community offers.

Additionally, during the Holiday Season our Webpage and Social Media highlighted the many Christmas activities that are available in the Lexington County area, - and encourage visitors from other cities and states to see the Christmas decorations and events; all encouraging visitation and tourism.

b. Benefits that the Project/Event will serve toward promoting tourism and the benefits to the Community of Lexington County.

The GCWCVS works in many ways to promote tourism in our County. We act as an on the ground service office close to the airport and downtown. We provide maps, information, and brochures to newly arriving visitors with our central location.

We continue to act as an advertising wing for the areas we serve by reaching out through our web, newspaper, and magazine advertising telling the benefits of a stay in our area. We promote pooling the attractions and our natural resources as well as specific festival and event ads to sell a broader environment for their stay. We attempt to create a destination by pooling our attractions and create a picture the traveler may not know is available.

We work routinely outside the 50-mile radius to draw in visitors for overnight stays stating a wide variety of activities available within minutes of our Center. We provide full information about hotels, dining, and shopping as well as our attractions.

c. Total attendance to the Project/Event versus the number of total tourists in attendance.

While COVID has certainly negatively impacted the local events and tourism during 2021, we are continuing to provide advertising for events such as the local Christmas event and other events that have been able to occur during the pandemic. We will also provide national marketing for our regularly planned events, such as, Tartan Day, Kinetic Derby Day, Riverwalk activities and Soiree on State Street. We are proud to note that in previous years, events such as Tartan Day have drawn 17,000 attendees from 35 states, and another 4,000 visitors coming from 35 cities and towns throughout North and South Carolina (outside of 50 miles of Lexington County). We have also partnered with Palmetto Outdoor to ensure to recruit visitors to stay in Lexington County when visiting the park. Promotion of hotels for visitors to Congaree National Park (we partner with them to tag and promote this deal) ATTACHMENT: example ad.

Social Media improvements have gained exposure for events and programs; currently there are more than 13,600 Followers and reaching over 2,800 persons for specific Posts. The Gender and Age of those interested in our Social Media reflecting women in the age bracket of 55-64 Years of Age, which is reflective of the inquiring tourist. In state followers include Charleston, SC.

d. Economic impact generated by tourism towards the Project/Event.

As noted above, there are several events that track Zip Codes of those patronizing their programs; and in as much we recognize the events and program's we promote certainly impact our economy by the number of visitors from areas that are from outside the State of South Carolina.

Our goal for the Visitor Program is to promote tourism. It is very difficult to gather the numbers to measure our impact. With over 2,500 plus unique visitors to our web site each month, we know we have upped our visibility through our efforts.

We work with Tartan Day South through data collection and advertising. Even though it was cancelled for 2021, we are getting calls for the dates for 2022 and hopefully we will be able to host this event.

Through our growth over the past few years, we are currently executing our largest project to date in 2022-2023.

We recruited visitors to stay in the unincorporated areas of Lexington County's hotels during the University of South Carolina Founders Park baseball games and tournaments in the spring. We do this by tagging the visiting teams on Twitter and Facebook. Attached is sample that was shared in Florida. We use a similar process for Williams Brice Stadium football games, ensuring that the visiting teams understand that Lexington County is closer and has easy access to the stadium. We promote the area as friendly to the visiting teams with clean hotels, in safe areas, with lots of restaurants nearby and with family-friendly hotels to stay overnight. ATTACHMENT: example ad.

e. Overall description of how the Project/Event attracts and promotes tourists to the area and specifically how the Accommodations Tax Funds were used to accomplish this.

Accommodations Tax Funds are the basis of our funding to provide the services and advertising that we create. The funds we receive from the county and the municipalities are all of our operating funds which are all are used to accomplish the task of promoting tourism in our area through hands on servicing and placing advertisements in areas that would promote distance travel. We attempt to promote enough activities to require a visitor to stay multiple days.

We accomplish this with several tools and advertising opportunities. We believe our web tools and presence lead the way in our efforts to educate outsiders of the benefits of a visit to our area. Our advertising reaches a wide variety of travelers outside 50 miles

f. Additional Comments.

Attached you will find example of a Twitter and Facebook tags to promote visiting teams to stay/visit our area during football and baseball seasons.
Sample of our rack card that was distributed and the locations that they were sent too.
Sample of Facebook reach and engagement for the Holiday Parade of Lights

COUNTY OF LEXINGTON

ACCOMMODATIONS TAX FUND
EXPENDITURES
FY 2022/23

Organization Name: Greater Cayce-West Columbia Visitor Programs

List of Expenditures	Actual FY 2020/21	Current FY 2021/22	Estimated FY 2022/23
Internet Advertising	$282.00	$900.00	$8,200.00
Print Ads	$1,877.00	$1,464.00	$15,000.00
Web Hosting	$6,120.44	$847.00	$260.00
TV/Radio Advertising	$2,000.00		
Rent	$2,800.00	$560.00	$2,600.00
Payroll Director & Admin Asst Fees and Tax	$37,299.15	$33,385.22	$40,000.00
Postage Office Supplies and Misc	$2,206.52	$1,147.13	$3,600.00
Dues and Subscription	$3,266.28	$2,648.83	$1,200.00
Repairs and Maintenance	$1,420.20		
Operating Expenses	$5,261.05	$1,619.85	$240.00
Printing			$1,000.00
Social Media/Targeted Promotions			$10,400.00
Carryover			
New Signage			
Continuing Education			
Web Update			
Video Production			
Total	$62,532.64	$42,572.03	$82,500.00

COUNTY OF LEXINGTON

ACCOMMODATIONS TAX FUND
FUNDING SOURCES
FY 2022/23

Organization Name: Greater Cayce-West Columbia Visitor Programs

List of Funding Sources	Actual FY 2020/21	Current FY 2021/22	Estimated FY 2022/23
Lexington County	$8,750.00	$7,500.00	$10,000.00
City of Cayce	$19,155.00	$24,253.00	$25,000.00
City of West Columbia	$53,579.00	$48,994.67	$40,000.00
Carry over from previous year	$0	$0	$0
Total	$81,484.00	$80,747.67	$75,000.00

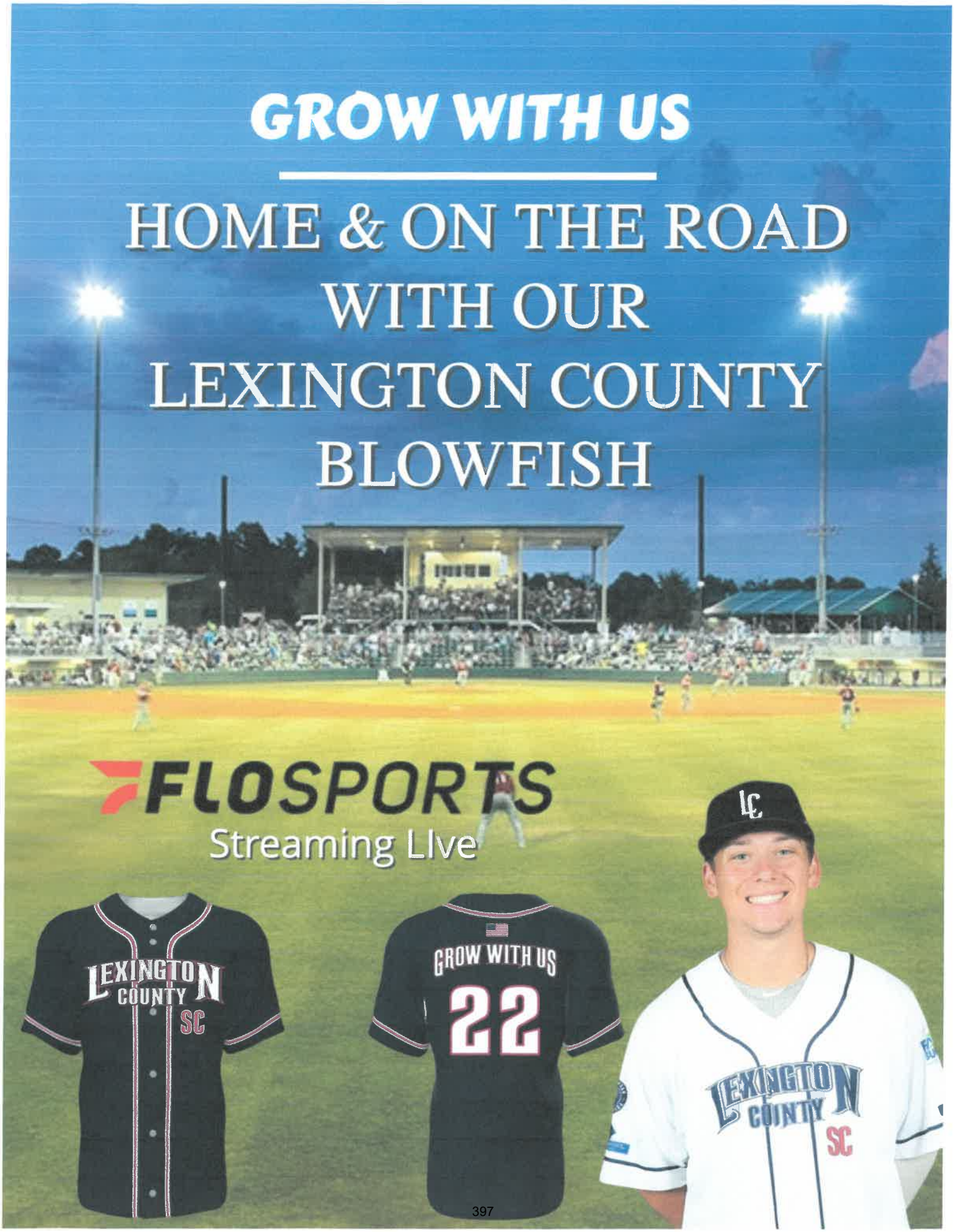
GROW WITH US
HOME & ON THE ROAD
WITH OUR
LEXINGTON COUNTY
BLOWFISH
FLOSPORTS
Streaming LIve
LEXINGTON COUNTY SC
GROW WITH US
22
LC
LEXINGTON COUNTY SC

COUNTY OF LEXINGTON

ACCOMMODATIONS TAX FUND
APPLICATION
FY 2022/23

1. Name of Project/Event:

THE LEXINGTON COUNTY BLOWFISH IN 2022/ HOME AND ON THE ROAD

2. Type of Organization (please select one):

County
Municipal
Non-Profit Organization
Community Service Club, Church, etc.
501(c) 3
Other X

3. Sponsoring Organization

Name of Organization: SHANAHAN AND COMPANY SPORTS MANAGEMENT LLC
DBA BLOWFISH BASEBALL CLUB
Mailing Address:LEXINGTON COUNTY BASEBALL STADIUM
474 BALLPARK ROAD
LEXINGTON, SC 29072

4. Director of Project/Event

Name & Title: WILLIAM SHANAHAN
Contact Number(s): 803-254-3474
Email: BILL@BLOWFISHBASEBALL.COM

5. Project/Event Website Address:

WWW.GOBLOWFISH.COM

6. Project/Event Category (*check one*):

Tourism – Advertising / Promotion *(see #10 for advertising/promotion sources) YES*
Tourism Related Expenditures YES

7.Project/Event Timeline

Beginning Date: MAY 26, 2022
End Date: AUGUST 1, 2022

8. Location of Project/Event:

IN ADDITION TO THE 30 HOME GAMES IN LEXINGTON COUNTY, TEAM TRAVELS TO NORTH CAROLINA CITIES, SOUTH CAROLINA AND GEORGIA

9.Number of Employees

Full-time:4
Part-time:10

10. Do you advertise outside of a 50-mile radius?

Yes YES No

If you answered yes, *please check all that apply for advertising sources outside of Lexington County, and include the total number of each distributed.*

Type of Ad	Total # Distributed	Range of Ad	For Ad Listings
Rack Cards		Complete	

Attachment A for Listing Details for Ads used in *Magazines, Newspapers, the Radio, and Billboards and Websites.* Please include targeted audience.

Brochures YES
Posters YES
Magazine Ads
Newspaper Ads YES
Radio Ads YES
Billboard Ads YES
Websites (other than primary)
Other LIVE STREAMING GAMES,
TEAM ROAD JERSEYS

11. Number of Project/Event Attendance:

Expected Number: EACH CITY WE VISIT AVERAGES 2,000 PER GAME
Of this number, how many are tourists? NOT AVAILABLE

Tourists - "People taking trips outside of their home communities for any purpose, except daily commuting to and from work." [SC Code of Laws, Chapter 6, Section 6-4-5 (4)]

12. List the methods used to track tourists:

Select Methods Used:	**Provide the Estimated Numbers:**
Webpage Inquiries YES	*Inquiries per month: TBD*
Phone Call Inquiries	*Phone calls per month:*
Brochure Mailings	*Brochures mailed per month:*
Event Ticket Sales YES	*Tickets sold per event: TBD*
Event Registration	*Registrants per event:*
Hotel Sales	*Sales per event / per month:*
License Plates	*Count per event:*
Surveys YES	*Responses per survey: TBD*
Other	

13. ***Must Complete*** **- County accommodations funds are generated from the hotels in the unincorporated areas of the County. Please list the hotels and number of rooms and nights you have used or plan to use for your Project/Event located in the unincorporated areas of Lexington County only:**

Hotel Name & Location	Number of Rooms	Number of Nights
HOLIDAY INN EXPRESS.	TBD	
COMFORT SUITES.	TBD	
HAMPTON INN	TBD	

14. Please indicate that you have read: Chapter 6, Sections 6-4-5 (4) and 6-4-10, SC Code of Laws, 1976?

Yes YES No

15. Project/Event Budget: Request for funds must meet the requirements of Chapter 6, Section 6-4-10, SC Code of Laws, 1976, as amended.

a. Estimated Total Cost of Project/Event: $ 50,000
b. Amount of Accommodations Funds Requested for this Project/Event: $5000
c. This Request Equals What Percent of the Total Project/Event Budget: 10%
d. Use ***Attachment B*** and provide a detailed list of what the funds will be used for and the estimated amount for each item (i.e. brochures - $1,500, etc.) Use ***Attachment B*** to complete.

16. Has your Project/Event or Organization previously received Accommodations Tax Funds?

Yes No NO

If you answered yes, *please answer items a-e below.*

Year(s):
Amount(s):
Source(s):
Purpose(s)
For each award year, did you expend 100% of the ATAX funds you received?
Yes No

*If you **answered no**, please explain:*

14. Please indicate that you have read: Chapter 6, Sections 6-4-5 (4) and 6-4-10, SC Code of Laws, 1976?

Yes YES No

15. Project/Event Budget: Request for funds must meet the requirements of Chapter 6, Section 6-4-10, SC Code of Laws, 1976, as amended.

a. Estimated Total Cost of Project/Event: $ 25,000
b. Amount of Accommodations Funds Requested for this Project/Event: $5000
c. This Request Equals What Percent of the Total Project/Event Budget: 20%
d. Use ***Attachment B*** and provide a detailed list of what the funds will be used for and the estimated amount for each item (i.e. brochures - $1,500, etc.) Use ***Attachment B*** to complete.

16. Has your Project/Event or Organization previously received Accommodations Tax Funds?

Yes No NO

If you answered yes, *please answer items a-e below.*

Year(s):
Amount(s):
Source(s):
Purpose(s)
For each award year, did you expend 100% of the ATAX funds you received?
Yes No

*If you **answered no**, please explain:*

17. Project Description – Please use *Attachment C* to complete the following information that is required by the *Tourism Expenditure Review Committee* to be sure that the Project/Event is in accordance to Section 6-4-10 of the S.C. Code of Laws.

General Project/Event Description

*Please use **Attachment C** to complete answers a-f.*

Benefits that the Project/Event will serve toward promoting tourism and the benefits to the Community of Lexington County.

Total attendance to the Project/Event versus the number of total tourists in attendance.

Economic impact generated by tourism towards the Project/Event.

Overall description of how the Project/Event attracts and promotes tourists to the area and specifically how the Accommodations Tax Funds were used to accomplish this.

Additional Comments.

PLEASE NOTE: APPLICANT AND/OR REPRESENTATIVES MUST BE PRESENT DURING REVIEW PROCESS BY THE ACCOMMODATIONS TAX ADVISORY BOARD IN ORDER TO BE CONSIDERED FOR FUNDING.

Signature of Project/Event Director:

WILLIAM SHANAHAN
Print Name

OWNER
Title

William Shanahan
Signature

1/7/22
Date

ATTACHMENT A

Item #10 – Advertisements

Please provide the information below for Ads used in *Magazines*, *Newspapers*, the *Radio*, and *Billboards* and *Websites*. Please include targeted audience.

Magazine Ads

Ad Listing Distribution Range Targeted Audience

The Lexington County Blowfish are prominently showcased in Lexington Life Magazine each year and the team promotes playing in Lexington County and works to promote each and every town and city in Lexington County including in 2021 where the home team uniforms promoted the names of the towns on the jerseys and auctioned to raise money for each town\s designated charitable organization.

Newspaper Ads

Ad Listing Distribution Range Targeted Audience

The Lexington County Chronicle showcased the Lexington County Blowfish during the baseball season but covers the additional events that the Blowfish make happen including
The Annual Lexington County Chili Cookoff
The Annual Shamrock Parade

Television Ads

Ad Listing Distribution Range Targeted Audience

The Lexington County Blowfish will run television ads promoting Lexington County on our Streaming Network Flo Sports on all games originating from Lexington County Baseball Stadium.

The Coastal Plain League is excited to continue it's global broadcast partnership with FloSports again for the 2022 CPL season. FloSports carries hundreds of thousands of competition events across 25+ different sport categories, including collegiate and summer collegiate baseball. In addition to the CPL, FloSports is also partnered with numerous other sports entities, including the Big Ten and Big 12 Conferences, the Colonial Athletic Association, along with NASCAR and the East Coast Hockey League. The CPL and its teams witnessed unparalleled growth in its first year with FloSports in 2021 as league viewership increased by 32% with over 126,000 unique viewers. Now watching CPL games is easier than ever as all events are available live and on-demand in the United States and abroad, all from one provider.

Target Audience 30-65+ Families

Radio Ads

Ad Listing Distribution Range Targeted Audience

The Lexington County Blowfish will run thirty second commercials promoting Lexington County on our worldwide BlowfishRadio.com network on all games originating from Lexington County Baseball Stadium on our play by play broadcasts.

Target Audience 30-65+ Families

Billboard Ads

Ad Listing Distribution Range Targeted Audience

The Lexington County Blowfish will provide Billboard advertising/outfield signage promoting Lexington County at all games originating from Lexington County Baseball Stadium. The Blowfish main draw is families in Lexington County. Though some of the teams in the Coastal Plain League travel well and many fans come from Savannah, Macon in Georgia.

The signage is up year round and includes events year round from baseball game to Half Marathons to Easter Sunday Services to College Graduation ceremonies.

Target Audience 30-65+ Families

Website Ads (other than primary website)

Ad Listing Distribution Range Targeted Audience

The Lexington County Blowfish will showcase Lexington County on our GoBlowfish.com website as well as a link to the Lexington County Website.

Blowfish merchandise is sold in every state in the nation.
Worldwide and our website interest continues to grow. The USA is the largest number interested in Blowfish Baseball.
Though our top ten nations include the USA, China, Canada, Japan, Ireland, Portugal, South Korea, India and Germany.

Target Audience 30-65+ Families

Other Ads

Ad Listing Distribution Range Targeted Audience

Team Road Uniforms

The Lexington County Blowfish will wear a specially designed Road Uniform in 2022 promoting Lexington County on the front of the players jersey and on the name plate on the back of the player jerseys the GROW WITH US theme or a theme of your choice.

In 2022 The Blowfish will travel to cities in North Carolina, South Carolina and Georgia.
Forest City N.C.
Wilmington, N.C.
High Point/Thomasville N.C.
Spartanburg, S.C.
Florence, S.C.
Macon, GA.
Savannah, GA.
An average of 1,500 to 2,000 per game attendance
Target Audience 30-65+ Families

ATTACHMENT B

Item #15 – Project / Event Budget

Provide a detailed list of what the funds will be used for and the estimated amount for each item (i.e. brochures - $1,500, etc.)

Item	Estimated Amount
BROADCAST OF HOME GAMES	$1000
LIVE STREAMING OF HOME GAMES	$3,000
PROMOTIONAL ANNOUNCEMENTS DURING HOME GAMES	$500
ADVERTISING ON WEBSITE	$500
PROMOTION ON SOCIAL MEDIA	NC
MARKETING OF TEAM ON THE ROAD WHEN PLAYING IN CITIES IN NC, SC, GA	NC

Total	

ATTACHMENT C

Item #17 – Project / Event Description

Please complete the following information that is required by the Tourism Expenditure Review Committee to be sure that the Project/Event is in accordance to Section 6-4-10 of the S.C. Code of Laws.

a. General Project/Event Description:

THE LEXINGTON COUNTY BLOWFISH ARE A SUMMER COLLEGIATE BASEBALL TEAM IN THE COASTAL PLAIN LEAGUE WHICH COVERS FOUR STATES WITH 15 TEAMS INCLUDING GEORGIA, SOUTH CAROLINA, NORTH CAROLINA AND VIRGINIA. THIS WILL BE THE 8TH SEASON IN LEXINGTON COUNTY. ALL HOME GAMES ARE PLAYED AT LEXINGTON COUNTY BASEBALL STADIUM. ALL HOME GAMES ARE STREAMED LIVE ON FLO SPORTS NATIONWIDE.

b. Benefits that the Project/Event will serve toward promoting tourism and the benefits to the Community of Lexington County.

THE CAMPAIGN WILL BE TO PROMOTE LEXINGTON COUNTY EVERY WHERE WE GO HOME AND ON THE ROAD. BLOWFISH PLAYERS COME FROM COLLEGES AND UNIVERSITIES FROM ALL ACROSS OUR NATION. THESE PLAYERS LIVE IN LEXINGTON COUNTY FOR THE SUMMER AND LIVE AND EAT AT RESTAURANTS IN OUR COMMUNITY.

MANY FAMILY MEMBERS NOT ONLLY WATCH THE GAMES BEING STREAMED LIVE BUT TRAVEL TO WATCH THEIR SONS PLAY WHICH PROVIDES POTENTIAL OPPORTUNITIES TO STAY AT OUR HOTELS, DINE AT OUR RESTAURANTS ETC.

IN ADDITION THE OTHER CPL TEAMS THAT TRAVEL TO PLAY THE BLOWFISH IN LEXINGTON COUNTY, FAMILY MEMBERS AS WELL AS FANS OF THAT CLUB TRAVEL TO THE STADIUMS WHERE THE TEAM IS PLAYING ON THE ROAD.

THE FOCAL POINT WILL BE RUNNING A COMMERCIAL CAMPAIGN ON BLOWFISH HOME GAMES STREAMED LIVE ON FLO SPORTS. (READ BELOW THE FEATURES/BENEFITS).

The Coastal Plain League is excited to continue it's global broadcast partnership with FloSports again for the 2022 CPL season. FloSports carries hundreds of thousands of competition events across 25+ different sport categories, including collegiate and summer collegiate baseball. In addition to the CPL, FloSports is also partnered with numerous other sports entities, including the Big Ten and Big 12 Conferences, the Colonial Athletic Association, along with NASCAR and the East Coast Hockey League. The CPL and its teams witnessed unparalleled growth in its first year with FloSports in 2021 as league viewership increased by 32% with over 126,000 unique viewers. Now watching CPL games is easier than ever as all events are available live and on-demand in the United States and abroad, all from one provide

c. Total attendance to the Project/Event versus the number of total tourists in attendance.

THE BLOWFISH AVERAGE OVER 2,OOO FANS PER GAMES ON THE WEEKENDS AND OVER 1,200 PER WEEKNIGHT GAMES.
WEEKENDS ARE OUT BEST OPPORTUNITY TO HAVE FANS TRAVEL HOWEVER MANY PLAYERS FAMILY MEMBERS VISIT THROUGHOUT THE WEEK.

d. Economic impact generated by tourism towards the Project/Event.

A COMPREHENSIVE PLAN WILL BE PUT INTO PLACE TO DETERMINE THE ECONOMIC IMPACT AND WILL BE PRESENTED AT THE END OF THE SEASON.

e. Overall description of how the Project/Event attracts and promotes tourists to the area and specifically how the Accommodations Tax Funds were used to accomplish this.

THE BLOWFISH ARE LEXINGTON COUNTY'S HOME TEAM AND HAVE BUILT A STRONG FOLLOWING SINCE 2015 IN LEXINGTON COUNTY .

AS MENTIONED ABOVE THE PROMOTION OF LEXINGTON COUNTY BLOWFISH LEADS TO THE OPPORTUNITIES FOR FANS AND FAMILY MEMBERS TO TRAVEL HERE TO WATCH THEIR SONS PLAY.

HAVING THE OPPORTUNITY TO DEVELOP A PROMOTIONAL CAMPAIGN ON THE LIVE STREAMING OF THE GAMES WILL IMPACT THOSE WATCHING AND LEARNING ALL ABOUT WHAT LEXINGTON COUNTY HAS TO OFFER.

f. Additional Comments.

IN CLOSING , LAST YEAR'S CAMPAIGN WAS ?ITS ALL ABOUT LEXINGTON COUNTY" WHERE THE HOME JERSEYS PROMOTED EACH TOWN AND CITY IN LEXINGTON COUNTY ON THE BACK / NAME PLATE OF THE JERSEY.

(Copy and paste this link to read the story)
https://goblowfishbaseball.com/content/uploads/2021/08/Lexington-Life-Article-All-About-LC.pdf

IN 2022, THE BLOWFISH WILL WEAR JERSEYS AT THE OPPOSING TEAMS CITIES WEARING LEXINGTON COUNTY JERSEYS ACROSS THE FRONT AS WELL AS ON THE BACK NAME PLATE PROMOTE THE THEME "GROW WITH US" AND CONTINUE TO PROMOTE THAT WE ARE ALL ABOUT LEXINGTON COUNTY.

Lexington County Baseball Stadium

Home of the Lexington County Blowfish Baseball Club

Cost Affordable Family Fun & Entertainment

Opened Summer 2015
Home of the summer collegiate Lexington County Blowfish of the Coastal Plain League.
Stadium Club-Glass Enclosed/Air Conditioned
Home and Visitors Locker rooms
Enclosed Press Box/Ticket Office
NCAA Division 1 Stadium Lighting
Dimensions: RF 302 CF 394 LF 318
Capacity-2375

COUNTY OF LEXINGTON
ACCOMMODATIONS TAX FUND
APPLICATION
FY 2022/23

1. Name of Project/Event:

Museum Exhibit Construction and Promotion

2. Type of Organization (please select one):

X	County
	Municipal
	Non-Profit Organization
	Community Service Club, Church, etc.
	501(c) 3
	Other

3. Sponsoring Organization

Name of Organization:	Lexington County Museum
Mailing Address:	PO Box 637 Lexington, SC 29071

4. Director of Project/Event

Name & Title:	J.R. Fennell, Museum Director
Contact Number(s):	803-359-8369
Email:	jrfennell@lex-co.com

5. Project/Event Website Address:

HTTPS://LEX-CO.SC.GOV/LEXINGTON-COUNTY-MUSEUM

6. Project/Event Category (*check one*):

	Tourism – Advertising / Promotion *(see #10 for advertising/promotion sources)*
X	Tourism Related Expenditures

7. Project/Event Timeline

Beginning Date:	8/1/2022
End Date:	6/23/2023

8. Location of Project/Event:

LEXINGTON COUNTY MUSEUM
231 FOX STREET LEXINGTON, SC 29072

9. Number of Employees

Full-time:	2
Part-time:	6

10. Do you advertise outside of a 50-mile radius?

X	Yes			No

If you answered yes, *please check all that apply for advertising sources outside of Lexington County, and include the total number of each distributed.*

	Type of Ad	Total # Distributed	Range of Ad	For Ad Listings
	Rack Cards			Complete ***Attachment A*** for Listing Details for Ads used in *Magazines, Newspapers, the Radio, and Billboards and Websites.* Please include targeted audience.
X	Brochures	2,000	Statewide	
	Posters			
X	*Magazine Ads*	Unknown	Midlands	
	Newspaper Ads			
	Radio Ads			
	Billboard Ads			
X	*Websites* (other than primary)	12	National	
	Other			

11. Number of Project/Event Attendance:

Expected Number:	9500
Of this number, how many are tourists?	6800

Tourists - "People taking trips outside of their home communities for any purpose, except daily commuting to and from work." [SC Code of Laws, Chapter 6, Section 6-4-5 (4)]

12. List the methods used to track tourists:

Select Methods Used:	
	Webpage Inquiries
X	Phone Call Inquiries
X	Brochure Mailings
	Event Ticket Sales
	Event Registration
	Hotel Sales
X	License Plates
	Surveys
	Other

Provide the Estimated Numbers:	
Inquiries per month:	
Phone calls per month:	150
Brochures mailed per month:	200
Tickets sold per event:	
Registrants per event:	
Sales per event / per month:	
Count per event:	150
Responses per survey:	

13. *Must Complete* - County accommodations funds are generated from the hotels in the unincorporated areas of the County. Please list the hotels and number of rooms and nights you have used or plan to use for your Project/Event located in the unincorporated areas of Lexington County only:

Hotel Name & Location	Number of Rooms	Number of Nights
Museum does not track	Museum does not track	Museum does not track

14. Please indicate that you have read: Chapter 6, Sections 6-4-5 (4) and 6-4-10, SC Code of Laws, 1976?

X	Yes		No

15. Project/Event Budget: Request for funds must meet the requirements of Chapter 6, Section 6-4-10, SC Code of Laws, 1976, as amended.

a. Estimated Total Cost of Project/Event:	$12,000
b. Amount of Accommodations Funds Requested for this Project/Event:	$12,000
c. This Request Equals What Percent of the Total Project/Event Budget:	100%
d. Use ***Attachment B*** and provide a detailed list of what the funds will be used for and the estimated amount for each item (i.e. brochures - $1,500, etc.)	Use ***Attachment B*** to complete.

16. Has your Project/Event or Organization previously received Accommodations Tax Funds?

X	Yes		No

If you answered yes, *please answer items a-e below.*

a. Year(s):	FY21-22
b. Amount(s):	8000
c. Source(s):	Lexington County and Town of Lexington
d. Purpose(s)	To advertise and repair the museum's outbuildings
e. For each award year, did you expend 100% of the ATAX funds you received?	X Yes / No *If you **answered no**, please explain:*

17. Project Description – Please use *Attachment C* to complete the following information that is required by the *Tourism Expenditure Review Committee* to be sure that the Project/Event is in accordance to Section 6-4-10 of the S.C. Code of Laws.

a. General Project/Event Description	*Please use **Attachment C** to complete answers a-f.*
b. Benefits that the Project/Event will serve toward promoting tourism and the benefits to the Community of Lexington County.	
c. Total attendance to the Project/Event versus the number of total tourists in attendance.	
d. Economic impact generated by tourism towards the Project/Event.	
e. Overall description of how the Project/Event attracts and promotes tourists to the area and specifically how the Accommodations Tax Funds were used to accomplish this.	
f. Additional Comments.	

PLEASE NOTE: APPLICANT AND/OR REPRESENTATIVES MUST BE PRESENT DURING REVIEW PROCESS BY THE ACCOMMODATIONS TAX ADVISORY BOARD IN ORDER TO BE CONSIDERED FOR FUNDING.

Signature of Project/Event Director:

J.R. Fennell
Print Name

Museum Director
Title

J.R. Fennell
Signature

1/7/2022
Date

ATTACHMENT A
ITEM #10 – ADVERTISEMENTS

Please provide the information below for Ads used in *Magazines*, *Newspapers*, the *Radio*, and *Billboards* and *Websites*. Please include targeted audience.

Magazine Ads		
Ad Listing	Distribution Range	Targeted Audience
Free Times Guide to Lexington	Midlands	Visitors and Current Residents of the Midlands

Newspaper Ads		
Ad Listing	Distribution Range	Targeted Audience

Television Ads		
Ad Listing	Distribution Range	Targeted Audience

Radio Ads		
Ad Listing	Distribution Range	Targeted Audience

Billboard Ads		
Ad Listing	Distribution Range	Targeted Audience

Website Ads (other than primary website)		
Ad Listing	Distribution Range	Targeted Audience
Facebook	National	No targeted audience
Tripadvisor and Yelp	National	Visitors to the Midlands
Lexington Chamber of Commerce	National	Visitors to the Midlands and Residents
Instagram	National	No targeted audience

Other Ads		
Ad Listing	Distribution Range	Targeted Audience

ATTACHMENT B
ITEM #15 – PROJECT / EVENT BUDGET

Provide a detailed list of what the funds will be used for and the estimated amount for each item (i.e. brochures - $1,500, etc.)

Item	Estimated Amount
Exhibit Construction (Labels, Railings, etc)	$8,000
Christmas Open House Expenses	$3,000
Museum Promotion	$1,000
Total	$12,000

ATTACHMENT C
ITEM #17 – PROJECT / EVENT DESCRIPTION

Please complete the following information that is required by the Tourism Expenditure Review Committee to be sure that the Project/Event is in accordance to Section 6-4-10 of the S.C. Code of Laws.

a. General Project/Event Description:

This fiscal year, the Lexington County Museum would like to request $12,000 from the Lexington County's accommodation tax fund to help pay for several different projects. The museum is requesting funds again this year to help pay for and advertise its Christmas Open House and Spring Open House. We were able to host our Christmas Open House in 2021 and saw around 350 visitors. The Christmas open house is an annual tradition that normally attracts over 500 people (on average) to the museum the second Sunday of every December. This event allows visitors to experience the traditions of Christmas past and features live music and refreshments. A sizeable portion of those that have attended the Open House in the past are from more than fifty miles away. Many of those traveling from fifty miles away or more will sleep and eat in unincorporated Lexington County. We are also hoping to continue to expand the spring open house and add more living history events to that day. Funds are needed again this fiscal year to not only pay for advertising but to also pay for a program entitled "Inalienable Rights." This program features living historians who portray the enslaved. This program helps educate the public about the African-American history of Lexington County and the state. Funds are needed to pay for travel costs for these living historians as well as supplies for the "Inalienable Rights" program. That program has been quite a success and allows us to provide a better interpretation of life in the first half of the 19th century in Lexington County.

The museum would also use accommodations tax money to pay for exhibit construction. Over the past few years, the museum has been able to acquire several large artifacts including a prisoner transport vehicle from the early 20th century, and the nameplate of the Liverman Hospital that was razed. Due to the size of these artifacts, they are currently stored outside. Funds from accommodations tax will be used to construct a railing to protect these artifacts as well as to produce waysides explaining the significance of these artifacts.

Furthermore, we will be in need of more brochures in the coming fiscal year. Funds from the county's accommodations tax will be used to print the brochures. The museum sends these brochures out to welcome centers, hotels, chambers of commerce, etc. and are a valuable way for the museum to advertise.

b. Benefits that the Project/Event will serve toward promoting tourism and the benefits to the Community of Lexington County.

The projects will attract and promote tourism by further tapping into the heritage tourism market and making tourists more aware of the museum and the events happening there. Visitors traveling along the interstate will be much more likely to eat and stay in the county if there are worthwhile attractions such as the Lexington County Museum. It will also make the County a more attractive place to visit by strengthening the County's identity and promoting a sense of community.
Accommodations tax funds will be used as a supplement to the funds provided by the Friends of the Lexington County Museum and from the general fund of Lexington County. Because of the amount of money involved in the aforementioned projects and advertising, the Friends and county general fund cannot cover everything.

c. Total attendance to the Project/Event versus the number of total tourists in attendance.

In FY 2020-21, the Lexington County Museum saw 3,000 visitors despite being closed for the first month of the fiscal year due to COVID-19 and having to limit tours through the rest of 2020. Over the past fiscal year, the museum was visited by tourists from thirty-eight states (not including Washington, DC and Puerto Rico) and seven foreign countries. The number of visitors not affiliated with a school group continues to be high as the museum hosts more events and advertises more. On average, at least 76% of the visitors to the Museum not affiliated with school groups are tourists from over 50 miles away who eat at restaurants in the county and stay in hotels in the county. Since the museum began putting more of an emphasis on advertising and creating more public programming in 2007, the museum has seen a 52% increase in the number of people taking guided tours and a 44% increase in the overall number of visitors (3,000 last fiscal year) not associated with a school group. Museum staff members expect that the number of tourists attending our events and viewing our exhibits at the museum will continue to grow as the impact of the virus recedes. This will again generate more revenue for local restaurants and hotels due to our continued focus on advertising and public programming.

d. Economic impact generated by tourism towards the Project/Event.

Although the museum does not have the resources to measure the exact economic impact of the museum's visitors on the county, we believe that since so many of the visitors to the Museum are tourists, the impact is substantial. Through surveys given to visitors over the last three months of 2011, the staff members of the museum have discovered that ninety four percent of out of state visitors to the museum eat in the Lexington area and thirty-one percent stay at least one night in a hotel/motel within the county.
Furthermore, museums and historic sites in general contribute greatly to local economies according to a national study completed in October 2009 by the Cultural Heritage Tourism organization. This study found that 78% of all U.S. leisure travelers participate in cultural and/or heritage activities while traveling and that cultural and heritage travelers travel more frequently, reporting an average of 5.01 leisure trips in the past 12 months versus non- cultural/heritage travelers with 3.98 trips. This study indicates that historic sites and museums like the Lexington County Museum are important to tourists and help add revenue to the local economy. Museum staff members feel that these national trends are reflected here locally.

e. Overall description of how the Project/Event attracts and promotes tourists to the area and specifically how the Accommodations Tax Funds were used to accomplish this.

These projects will promote tourism by drawing tourists to visit the museum and the events being held there. By making them aware of the museum and showcasing what Lexington County has to offer in terms of cultural organizations, tourists will be more likely to visit and buy food, lodging, etc. in the county. Lexington County will become a more attractive place to tourists if they know that they can attend fun, educational events. This will make them more inclined to visit the museum and the county. The community will be enhanced by the visibility of the museum, making the community a more attractive place to visit. Accommodations tax money was and will be used to create new and exciting events and exhibits at the museum. This ensures that the museum is always offering something new to attract tourists as well as locals.

f. Additional Comments.

COUNTY OF LEXINGTON
ACCOMMODATIONS TAX FUND
FUNDING SOURCES
FY 2022/23

Organization Name: **Lexington County Museum**

List of Funding Sources	Actual FY 2020/21	Current FY 2021/22	Estimated FY 2022/23
County of Lexington General Fund	336,513	246,955	245,000
Friends of the Lexington County Museum	25,639	17,000	15,000
County of Lexington Accommodations Tax	2,500	2,000	12,000
Town of Lexington Accommodations Tax	6,000	8,000	8,000
Midlands Gives	1052.50	1100	1100
Total	371,704.5	275,055	281,100

COUNTY OF LEXINGTON
ACCOMMODATIONS TAX FUND
EXPENDITURES
FY 2022/23

Organization Name: **Lexington County Museum**

List of Expenditures	Actual FY 2020/21	Current FY 2021/22	Estimated FY 2022/23
Personnel	215,155	214,164	215,000
Education	300	1,000	1,100
Restoration/Repair	124,445	28,500	25,000
Exhibits/Events	1662	2,000	9,000
Operating Expenses	29,143	29,571	30,000
Advertising	1,000	1,000	1,000
Total	371,705	276,235	281,100

COUNTY OF LEXINGTON
ACCOMMODATIONS TAX FUND
APPLICATION
FY 2022/23

1. Name of Project/Event:

Visitor's Information Center

2. Type of Organization (please select one):

	County
	Municipal
	Non-Profit Organization
	Community Service Club, Church, etc.
	501(c) 3
X	Other 501(c) 6

3. Sponsoring Organization

Name of Organization:	Batesburg-Leesville Chamber of Commerce & Visitor's Center
Mailing Address:	P.O. Box 2178, Batesburg-Leesville, SC 29070

4. Director of Project/Event

Name & Title:	Mike Taylor, President
Contact Number(s):	803-532-4339
Email:	mike@batesburg-leesvillechamber.org

5. Project/Event Website Address:

WWW.BATESBURG-LEESVILLECHAMBER.ORG

6. Project/Event Category (*check one*):

	Tourism – Advertising / Promotion *(see #10 for advertising/promotion sources)*
X	Tourism Related Expenditures

7. Project/Event Timeline

Beginning Date:	1/1/22
End Date:	12/31/22

8. Location of Project/Event:

350 E. COLUMBIA AVE., BATESBURG-LEESVILLE, SC 29070

9. Number of Employees

Full-time:	1
Part-time:	0

10. Do you advertise outside of a 50-mile radius?

X	Yes			No

If you answered yes, *please check all that apply for advertising sources outside of Lexington County, and include the total number of each distributed.*

	Type of Ad	Total # Distributed	Range of Ad	For Ad Listings
X	Rack Cards	325		Complete ***Attachment A*** for Listing Details for Ads used in *Magazines, Newspapers, the Radio, and Billboards and Websites.* Please include targeted audience.
X	Brochures	52		
X	Posters	48		
	Magazine Ads			
X	*Newspaper Ads*	26		
	Radio Ads			
	Billboard Ads			
	Websites (other than primary)			
X	*Other*	Facebook		

11. Number of Project/Event Attendance:

Expected Number:	115,000
Of this number, how many are tourists?	86,000

Tourists - "People taking trips outside of their home communities for any purpose, except daily commuting to and from work." [SC Code of Laws, Chapter 6, Section 6-4-5 (4)]

12. List the methods used to track tourists:

Select Methods Used:		Provide the Estimated Numbers:	
X	Webpage Inquiries	Inquiries per month:	
X	Phone Call Inquiries	Phone calls per month:	*94*
X	Brochure Mailings	Brochures mailed per month:	*7*
	Event Ticket Sales	Tickets sold per event:	
	Event Registration	Registrants per event:	
	Hotel Sales	Sales per event / per month:	
	License Plates	Count per event:	
	Surveys	Responses per survey:	
X	Other	Sheriff's Dept., B-L Police Dept. SCDOT	*86,000*

13. *Must Complete* - County accommodations funds are generated from the hotels in the unincorporated areas of the County. Please list the hotels and number of rooms and nights you have used or plan to use for your Project/Event located in the unincorporated areas of Lexington County only:

Hotel Name & Location	Number of Rooms	Number of Nights
Quality Inn Lexington	6	?
Comfort Inn Lexington	8	?
Holiday Inn Express Lexington	3	?

14. Please indicate that you have read: Chapter 6, Sections 6-4-5 (4) and 6-4-10, SC Code of Laws, 1976?

X	Yes		No

15. Project/Event Budget: Request for funds must meet the requirements of Chapter 6, Section 6-4-10, SC Code of Laws, 1976, as amended.

a. Estimated Total Cost of Project/Event:	$91,300
b. Amount of Accommodations Funds Requested for this Project/Event:	$10,000
c. This Request Equals What Percent of the Total Project/Event Budget:	11 %
d. Use ***Attachment B*** and provide a detailed list of what the funds will be used for and the estimated amount for each item (i.e. brochures - $1,500, etc.)	Use ***Attachment B*** to complete.

16. Has your Project/Event or Organization previously received Accommodations Tax Funds?

X	Yes		No

If you answered yes, *please answer items a-e below.*

a. Year(s):	2021-2022
b. Amount(s):	$6,500.00
c. Source(s):	Lexington County
d. Purpose(s)	Visitor's Information Center and events such as SC Poultry Festival
e. For each award year, did you expend 100% of the ATAX funds you received?	X Yes / No *If you **answered no**, please explain:*

17. Project Description – Please use *Attachment C* to complete the following information that is required by the *Tourism Expenditure Review Committee* to be sure that the Project/Event is in accordance to Section 6-4-10 of the S.C. Code of Laws.

a. General Project/Event Description	*Please use **Attachment C** to complete answers a-f.*
b. Benefits that the Project/Event will serve toward promoting tourism and the benefits to the Community of Lexington County.	
c. Total attendance to the Project/Event versus the number of total tourists in attendance.	
d. Economic impact generated by tourism towards the Project/Event.	
e. Overall description of how the Project/Event attracts and promotes tourists to the area and specifically how the Accommodations Tax Funds were used to accomplish this.	
f. Additional Comments.	

PLEASE NOTE: APPLICANT AND/OR REPRESENTATIVES MUST BE PRESENT DURING REVIEW PROCESS BY THE ACCOMMODATIONS TAX ADVISORY BOARD IN ORDER TO BE CONSIDERED FOR FUNDING.

Signature of Project/Event Director:

ROBERT (MIKE) TAYLOR
Print Name

PRESIDENT
Title

Robert M Taylor
Signature

1/7/22
Date

ATTACHMENT A
ITEM #10 – ADVERTISEMENTS

Please provide the information below for Ads used in *Magazines*, *Newspapers*, the *Radio*, and *Billboards* and *Websites*. Please include targeted audience.

Magazine Ads		
Ad Listing	Distribution Range	Targeted Audience

Newspaper Ads		
Ad Listing	Distribution Range	Targeted Audience
The Twin City News	2,000	Ages 25+

Television Ads		
Ad Listing	Distribution Range	Targeted Audience

Radio Ads		
Ad Listing	Distribution Range	Targeted Audience

Billboard Ads		
Ad Listing	Distribution Range	Targeted Audience

Website Ads (other than primary website)		
Ad Listing	Distribution Range	Targeted Audience
Peachtree23.com		All ages

Other Ads		
Ad Listing	Distribution Range	Targeted Audience
Facebook/Peach Tree 23	3,000	All ages
Facebook/B-L Chamber	2,000	All ages

ATTACHMENT B

ITEM #15 – PROJECT / EVENT BUDGET

Provide a detailed list of what the funds will be used for and the estimated amount for each item (i.e. brochures - $1,500, etc.)

Item	Estimated Amount
PRINTING	$3,346
UTILITIES	$4,115
RENT	$7,800
WEBSITE	$1,400
POSTAGE	$ 300
INSURANCE	$1,250
8,000 TRI-FOLD BROCHURES	$1,950
Total	$20,161

ATTACHMENT C
ITEM #17 – PROJECT / EVENT DESCRIPTION

Please complete the following information that is required by the Tourism Expenditure Review Committee to be sure that the Project/Event is in accordance to Section 6-4-10 of the S.C. Code of Laws.

a. General Project/Event Description:

The Batesburg-Leesville Chamber of Commerce & Visitor's Center is and has been "Information Central" for Batesburg-Leesville and its surrounding area. Visitors stop to pick up information on our businesses, restaurants, hotels in the area, and other information. We are conveniently located next to Shealy's Bar-B-Que which gives us a unique opportunity to market additional businesses in town and provide information on upcoming events in our community. Our website is filled with information about the town and businesses in the surrounding area. A monthly calendar for the year with chamber events as well as community events is listed.

b. Benefits that the Project/Event will serve toward promoting tourism and the benefits to the Community of Lexington County.

The Batesburg-Leesville Chamber of Commerce & Visitor's Center promotes tourism daily by providing individual attention to each visitor and each telephone request. Our abundant space provides visitors and tourist with a wealth of information about Batesburg-Leesville and Lexington County. Hotel brochures, maps of the area, and up-to-date details of events in our area are always available. The chamber receives calls from across the country with inquiries on local area businesses, attractions, and information regarding relocation packages. The visitor's center serves as the informational highway for one of Lexington County's largest annual events, The South Carolina Poultry Festival. The toll free number for the SC Poultry Festival comes directly to the center. All request for food, arts & crafts and commercial vendors as well as car show, and parade generated from the SC Poultry Festival website are handled by the chamber and directed to the appropriate person.

c. Total attendance to the Project/Event versus the number of total tourists in attendance.

The SC Poultry Festival, Peachtree 23 Yard Sale, and other events bring over 115,000 people to our community. Approximately 86,000 of these are from outside of our community.

d. Economic impact generated by tourism towards the Project/Event.

The Batesburg-Leesville Chamber of Commerce & Visitor's Center is the project and generates tourism through its communication of events in our community and area. We contribute to the success of the SC Poultry Festival which brings close to 100,000 people to our community each year. Other events the Batesburg-Leesville Chamber & Visitor's Center host brings in additional tourist. Peach Tree 23 Yard Sale generates over 10,000 to our community during a two- day period the first weekend in June. We also manage our Christmas Parade each year. These and other chamber events bring tourist to our restaurants and businesses.

e. Overall description of how the Project/Event attracts and promotes tourists to the area and specifically how the Accommodations Tax Funds were used to accomplish this.

I feel we have answered this in the other three sections. The mission of the Batesburg-Leesville Chamber of Commerce is the improvement of the quality of life in Batesburg-Leesville through the promotion of commerce and industry, economic development, education, and social and cultural matters in our community. The Accommodations Tax Funds will be used to augment the other funding received by the Chamber of Commerce & Visitor's Center to promote tourist to our events and community

f. Additional Comments.

COUNTY OF LEXINGTON

ACCOMMODATIONS TAX FUND
EXPENDITURES
FY 2022/23

Organization Name: _Batesburg-Leesville Chamber of Commerce & Visitor's Center_____

List of Expenditures	Actual FY 2020/21	Current FY 2021/22	Estimated FY 2022/23
Personnel	41,726	42,825	44,400
Facilities	2,457	3,392	3,650
Dues	400	265	300
Postage, Printing, Office Supplies, Advertising	2,633	3,022	3,150
Telephone	2,100	2,045	2,100
Special Events	7,907	9,660	10,000
Monthly Membership Meetings	1,521	2,339	2,800
Membership Services	1,626	953	1,000
Taxes/Insurance	11,661	12,700	13,300
Rent	7,200	7,650	7,800
Arts on the Ridge	97	2,982	1,000
Dream Catchers	64	-116	200
Website	1,269	1,461	1,600
TOTAL	80,661	89,178	91,300

COUNTY OF LEXINGTON

ACCOMMODATIONS TAX FUND
FUNDING SOURCES
FY 2022/23

Organization Name: Batesburg-Leesville Chamber of Commerce & Visitor's Center

List of Funding Sources	Actual FY 2020/21	Current FY 2021/22	Estimated FY 2022/23
Membership	28,516	29,613	32,400
Meeting Sponsorship	450	950	1,200
Accommodation Tax Funds	10,247	8,750	10,000
Special Events	21,895	31,209	37,000
Affinity Programs	7,174	6,737	7,200
Dream Catchers	4,597	220	0
Arts on the Ridge	198	1,055	1,000
Membership Opportunities	650	2,400	2,500
Miscellaneous Income		7,443	
TOTAL	73,727	88,377	91,300

COUNTY OF LEXINGTON

ACCOMMODATIONS TAX FUND
APPLICATION
FY 2022/23

1. Name of Project/Event:

LEXINGTON COUNTY SOFTBALL TOURNAMENTS

2. Type of Organization (please select one):

	County
	Municipal
	Non-Profit Organization
	Community Service Club, Church, etc.
	501(c) 3
X	Other-SPECIAL PURPOSE DISTRICT

3. Sponsoring Organization

Name of Organization:	LEXINGTON COUNTY RECREATION & AGING COMMISSION
Mailing Address:	563 SOUTH LAKE DRIVE LEXINGTON, SC 29072

4. Director of Project/Event

Name & Title:	RANDY GIBSON
Contact Number(s):	(803)359-9961
Email:	RGIBSON @LCRAC.COM

5. Project/Event Website Address:

WWW.LCRAC.COM

6. Project/Event Category (*check one*):

X	Tourism – Advertising / Promotion *(see #10 for advertising/promotion sources)*
	Tourism Related Expenditures

7. Project/Event Timeline

Beginning Date:	07/01/2022
End Date:	06/30/2023

8. Location of Project/Event:

701 OLD BARNWELL ROAD
WEST COLUMBIA, SC 29070

9. Number of Employees

Full-time:	7
Part-time:	11

10. Do you advertise outside of a 50-mile radius?

x	Yes			No

If you answered yes, *please check all that apply for advertising sources outside of Lexington County, and include the total number of each distributed.*

	Type of Ad	Total # Distributed	Range of Ad	For Ad Listings
	Rack Cards			Complete ***Attachment A*** for Listing Details for Ads used in *Magazines, Newspapers, the Radio, and Billboards and Websites.* Please include targeted audience.
	Brochures			
	Posters			
	Magazine Ads			
	Newspaper Ads			
	Radio Ads			
	Billboard Ads			
	Websites (other than primary)	5		
	Other			

11. Number of Project/Event Attendance:

Expected Number:	35,122
Of this number, how many are tourists?	28,097

Tourists - "People taking trips outside of their home communities for any purpose, except daily commuting to and from work." [SC Code of Laws, Chapter 6, Section 6-4-5 (4)]

12. List the methods used to track tourists:

Select Methods Used:	
X	Webpage Inquiries
	Phone Call Inquiries
	Brochure Mailings
	Event Ticket Sales
	Event Registration
X	Hotel Sales
	License Plates
	Surveys
	Other

Provide the Estimated Numbers:	
Inquiries per month:	
Phone calls per month:	
Brochures mailed per month:	
Tickets sold per event:	
Registrants per event:	
Sales per event / per month:	
Count per event:	
Responses per survey:	

13. *Must Complete* - County accommodations funds are generated from the hotels in the unincorporated areas of the County. Please list the hotels and number of rooms and nights you have used or plan to use for your Project/Event located in the unincorporated areas of Lexington County only:

Hotel Name & Location	Number of Rooms	Number of Nights
Best Western 1720 Bush River Rd. Columbia, SC 29210		Total of 25 Room Nights
Hampton Inn 1094 Chris Drive West Columbia, SC 29169		Total of 180 Room Nights
DoubleTree by Hilton 2100 Bush River Rd. Columbia, SC 29210		Total of 120 Room Nights

14. Please indicate that you have read: Chapter 6, Sections 6-4-5 (4) and 6-4-10, SC Code of Laws, 1976?

X	Yes			No

15. Project/Event Budget: Request for funds must meet the requirements of Chapter 6, Section 6-4-10, SC Code of Laws, 1976, as amended.

a. Estimated Total Cost of Project/Event:	$151,160.00
b. Amount of Accommodations Funds Requested for this Project/Event:	$30,000.00
c. This Request Equals What Percent of the Total Project/Event Budget:	19.79%
d. Use ***Attachment B*** and provide a detailed list of what the funds will be used for and the estimated amount for each item (i.e. brochures - $1,500, etc.)	Use ***Attachment B*** to complete.

16. Has your Project/Event or Organization previously received Accommodations Tax Funds?

X	Yes		No

If you answered yes, *please answer items a-e below.*

a. Year(s):	2021
b. Amount(s):	$21,000.00
c. Source(s):	COUNTY OF LEXINGTON
d. Purpose(s)	Host regional and national softball/baseball tournaments.
e. For each award year, did you expend 100% of the ATAX funds you received?	X Yes ☐ No *If you **answered no**, please explain:*

17. Project Description – Please use *Attachment C* to complete the following information that is required by the *Tourism Expenditure Review Committee* to be sure that the Project/Event is in accordance to Section 6-4-10 of the S.C. Code of Laws.

a. General Project/Event Description	*Please use **Attachment C** to complete answers a-f.*
b. Benefits that the Project/Event will serve toward promoting tourism and the benefits to the Community of Lexington County.	
c. Total attendance to the Project/Event versus the number of total tourists in attendance.	
d. Economic impact generated by tourism towards the Project/Event.	
e. Overall description of how the Project/Event attracts and promotes tourists to the area and specifically how the Accommodations Tax Funds were used to accomplish this.	
f. Additional Comments.	

PLEASE NOTE: APPLICANT AND/OR REPRESENTATIVES MUST BE PRESENT DURING REVIEW PROCESS BY THE ACCOMMODATIONS TAX ADVISORY BOARD IN ORDER TO BE CONSIDERED FOR FUNDING.

Signature of Project/Event Director:

RANDY H. GIBSON
Print Name

EXECUTIVE DIRECTOR
Title

Signature

01-07-2022
Date

ATTACHMENT A
ITEM #10 – ADVERTISEMENTS

Please provide the information below for Ads used in *Magazines*, *Newspapers*, the *Radio*, and *Billboards* and *Websites*. Please include targeted audience.

Magazine Ads		
Ad Listing	Distribution Range	Targeted Audience

Newspaper Ads		
Ad Listing	Distribution Range	Targeted Audience

Television Ads		
Ad Listing	Distribution Range	Targeted Audience

Radio Ads		
Ad Listing	Distribution Range	Targeted Audience

Billboard Ads		
Ad Listing	Distribution Range	Targeted Audience

Website Ads (other than primary website)		
Ad Listing	Distribution Range	Targeted Audience
https://gamedayusssa.com/		Tournament players
https://www.southcarolinausssa.com/fastpitch		Tournament players
https://www.freedomsoftball.com/softball.php		Tournament players
https://www.southcarolinausssa.com/slowpitch		Tournament players
https://www.scslowpitch.com/		Tournament players

Other Ads		
Ad Listing	Distribution Range	Targeted Audience

ATTACHMENT B
ITEM #15 – PROJECT / EVENT BUDGET

Provide a detailed list of what the funds will be used for and the estimated amount for each item (i.e. brochures - $1,500, etc.)

Item	Estimated Amount
TOURNAMENT BIDS & REGISTRATIONS	$34,800.00
LABOR	$43,810.00
MATERIALS & SUPPLIES	$21,800.00
UTILITIES	$32,400.00
ADVERTISING & PROMOTION	$18,350.00
Total	$151,160.00

ATTACHMENT C
ITEM #17 – PROJECT / EVENT DESCRIPTION

Please complete the following information that is required by the Tourism Expenditure Review Committee to be sure that the Project/Event is in accordance to Section 6-4-10 of the S.C. Code of Laws.

a. General Project/Event Description:

Lexington County Recreation and Aging Commission strives to provide clean, safe, and attractive facilities for county residents and tourists alike. In coordination with the accommodations tax our efforts have attracted nationwide teams as well as their followers to the tournaments previously hosted. This season's schedule perpetuates the goals of the commission.

Through the combined efforts of the Lexington County Recreation and Aging Commission and the Lexington County Council, recreation continues to draw revenue and people to Lexington County. Therefore, we believe the committee will again find it favorable to extend the funds requested.

b. Benefits that the Project/Event will serve toward promoting tourism and the benefits to the Community of Lexington County.

As previously disclosed, Lexington County Recreation and Aging Commission has and continues to contribute to the growth of tourism in Lexington County. Softball/Baseball tournaments hosted previously have drawn teams from across the United States.

The 2022 tournament season is expected to be another exceptional year, as we have secured several major tournaments. These tournaments include: USSSA Baseball State Directors Challenge, USSSA Baseball National Invitational Tournaments (6 total throughout the year), USSSA Baseball Spring Super NIT, NSA USSSA & ISA Men's & Women's State Championships (All Divisions), USSSA Fastpitch Summer World Series, USSSA Fastpitch Mid Atlantic Championship, USSSA Baseball Tournament of Champions, NSA Slowpitch 40 & Over/Coed World Series, USSSA Under Armour Series Championship, USSSA Baseball Jay Criscione Super NIT, USSSA Fastpitch Summer Series Championship and the NSA Slowpitch Spring World Series.

Each year Lexington County Recreation hosts several high school fast-pitch teams from Michigan who visit us during their spring break. Currently we are expecting one team to visit Lexington County from up North. They stay approximately one week while practicing at the Oak Grove and Pine Grove Sports Complexes.

NOTE: They visit us in the off-season and, therefore, do not conflict with any of our locally scheduled programs. We provide this service to promote our county and state and for the economic impact it brings to our county.

In addition to tourism, the Recreation Commission facilities provide a direct benefit to county residents throughout the year youth and adult recreational sports are offered to all citizens. Special events such as Senior

Sports Games, where Lexington County citizens who are 55 or better participate in friendly competition and social interaction as well as several youth fun days also are offered by the Recreation Commission. The hope is to attract the County's youth into sporting and local events and reduce the possibilities of negative influences of our society.

c. Total attendance to the Project/Event versus the number of total tourists in attendance.

Below is a partial list of some of the larger tournaments held in 2021.

TOURNAMENT	# of Teams	# of States	# of Participants
USSSA Baseball Spring Super NIT	100	5	1,500
NSA Slowpitch Spring World Series	56	4	840
USSSA Baseball State Director Challenge	96	4	1,440
USSSA Fastpitch Mid Atlantic Championship	50	4	750
USSSA Under Armour Series Championship	70	4	1,050
USSSA Baseball Winter State	90	3	1,350
USSSA Fastpitch World Series	58	4	870
USSSA Baseball NIT	68	3	1,020
USSSA Summer Series Fastpitch Championship	54	4	810
USSSA Baseball Jay Criscione Fall Super NIT	131	5	1,965

Total 2021 attendance is estimated at 38,634 with total estimated tourists at 30,907.

d. Economic impact generated by tourism towards the Project/Event.

Players, their families, and supporters spend an average of three days participating in tournaments. We had over 30,000 participants with a direct economic impact of $5,956,075 to Lexington County. Based on the accepted multiplier rate of 3 – 5 and in an effort to be conservative in our estimates we have chosen the multiplier rate of 3 for the calculation of the economic impact to Lexington County of $17,868,225.

These totals do not reflect the participation by spectators nor does it include any participation in other areas such as: Unorganized use of sporting facilities, playgrounds, parks, tennis courts, wellness programs, day camps, after school programs, summer camps for mentally handicapped children, numerous civic groups, aging, etc...

e. Overall description of how the Project/Event attracts and promotes tourists to the area and specifically how the Accommodations Tax Funds were used to accomplish this.

In conclusion, the Lexington County Recreation and Aging Commission requests the Accommodation Tax Funds so that it may continue to enhance the programs currently established and to expand into other fields. It is the goal of the commission to offer facilities that provide a positive influence on today's youth and the institution of the family while benefiting the County of Lexington and the State of South Carolina in the area of commerce. Tourism also allows the Commission to introduce visitors to its home in Lexington County.

f. Additional Comments.

COUNTY OF LEXINGTON
ACCOMMODATIONS TAX FUND
FUNDING SOURCES
FY 2022/23

Organization Name: LEXINGTON COUNTY RECREATION & AGING COMMISSION

List of Funding Sources	Actual FY 2020/21	Current FY 2021/22	Estimated FY 2022/23
ACCOMODATIONS TAX REQUEST			$30,000.00
GATE			$82,615.00
CONCESSIONS-OTHER REVENUE			$38,545.00
Total			$151,160.00

COUNTY OF LEXINGTON

ACCOMMODATIONS TAX FUND
EXPENDITURES
FY 2022/23

Organization Name: LEXINGTON COUNTY RECREATION & AGING COMMISSION

List of Expenditures	Actual FY 2020/21	Current FY 2021/22	Estimated FY 2022/23
TOURNAMENT BIDS & REGULATIONS			$34,800.00
LABOR			$43,810.00
MATERIALS & SUPPLIES			$21,800.00
UTILITIES			$32,400.00
ADVERTISING & PROMOTIONS			$18,350.00
Total			$151,160.00

COUNTY OF LEXINGTON

ACCOMMODATIONS TAX FUND APPLICATION FY 2022/23

1. Name of Project/Event:

LEXINGTON COUNTY TENNIS TOURNAMENTS

2. Type of Organization (please select one):

	County
	Municipal
	Non-Profit Organization
	Community Service Club, Church, etc.
	501(c) 3
X	Other-SPECIAL PURPOSE DISTRICT

3. Sponsoring Organization

Name of Organization:	LEXINGTON COUNTY RECREATION & AGING COMMISSION
Mailing Address:	563 SOUTH LAKE DRIVE LEXINGTON, SC 29072

4. Director of Project/Event

Name & Title:	RANDY GIBSON – EXECUTIVE DIRECTOR
Contact Number(s):	(803)359-9961
Email:	RGIBSON @LCRAC.COM

5. Project/Event Website Address:

WWW.LCRAC.COM

6. Project/Event Category (*check one*):

X	Tourism – Advertising / Promotion *(see #10 for advertising/promotion sources)*
	Tourism Related Expenditures

7. Project/Event Timeline

Beginning Date:	07/01/2022
End Date:	06/30/2023

8. Location of Project/Event:

425 OAK DRIVE, LEXINGTON, SC 29073
1120 FORT CONGAREE TRAIL, CAYCE, SC 29033

9. Number of Employees

Full-time:	9
Part-time:	16

10. Do you advertise outside of a 50-mile radius?

X	Yes			No

If you answered yes, *please check all that apply for advertising sources outside of Lexington County, and include the total number of each distributed.*

	Type of Ad	Total # Distributed	Range of Ad	For Ad Listings
	Rack Cards			Complete ***Attachment A*** for Listing Details for Ads used in *Magazines, Newspapers, the Radio, and Billboards and Websites.* Please include targeted audience.
	Brochures			
	Posters			
	Magazine Ads			
	Newspaper Ads			
	Radio Ads			
	Billboard Ads			
	Websites (other than primary)	3		
	Other			

11. Number of Project/Event Attendance:

Expected Number:	8,850
Of this number, how many are tourists?	4,760

Tourists - "People taking trips outside of their home communities for any purpose, except daily commuting to and from work." [SC Code of Laws, Chapter 6, Section 6-4-5 (4)]

12. List the methods used to track tourists:

Select Methods Used:	
X	Webpage Inquiries
	Phone Call Inquiries
	Brochure Mailings
	Event Ticket Sales
	Event Registration
X	Hotel Sales
	License Plates
	Surveys
	Other

Provide the Estimated Numbers:	
Inquiries per month:	
Phone calls per month:	
Brochures mailed per month:	
Tickets sold per event:	
Registrants per event:	
Sales per event / per month:	
Count per event:	
Responses per survey:	

13. *Must Complete* - County accommodations funds are generated from the hotels in the unincorporated areas of the County. Please list the hotels and number of rooms and nights you have used or plan to use for your Project/Event located in the unincorporated areas of Lexington County only:

Hotel Name & Location	Number of Rooms	Number of Nights
Hampton Inn 1094 Chris Drive West Columbia, SC 29169		Total of 89 Room Nights
DoubleTree by Hilton 2100 Bush River Rd. Columbia, SC 29210		Total of 44 Room Nights

14. Please indicate that you have read: Chapter 6, Sections 6-4-5 (4) and 6-4-10, SC Code of Laws, 1976?

X	Yes		No

15. Project/Event Budget: Request for funds must meet the requirements of Chapter 6, Section 6-4-10, SC Code of Laws, 1976, as amended.

a. Estimated Total Cost of Project/Event:	$58,480.00
b. Amount of Accommodations Funds Requested for this Project/Event:	$17,000.00
c. This Request Equals What Percent of the Total Project/Event Budget:	29.07 %
d. Use ***Attachment B*** and provide a detailed list of what the funds will be used for and the estimated amount for each item (i.e. brochures - $1,500, etc.)	Use ***Attachment B*** to complete.

16. Has your Project/Event or Organization previously received Accommodations Tax Funds?

X	Yes		No

If you answered yes, *please answer items a-e below.*

a. Year(s):	2021
b. Amount(s):	$4,388.87
c. Source(s):	COUNTY OF LEXINGTON
d. Purpose(s)	Host regional and national tennis tournaments.
e. For each award year, did you expend 100% of the ATAX funds you received?	X Yes / No *If you **answered no**, please explain:*

17. Project Description – Please use *Attachment C* to complete the following information that is required by the *Tourism Expenditure Review Committee* to be sure that the Project/Event is in accordance to Section 6-4-10 of the S.C. Code of Laws.

a. General Project/Event Description	*Please use **Attachment C** to complete answers a-f.*
b. Benefits that the Project/Event will serve toward promoting tourism and the benefits to the Community of Lexington County.	
c. Total attendance to the Project/Event versus the number of total tourists in attendance.	
d. Economic impact generated by tourism towards the Project/Event.	
e. Overall description of how the Project/Event attracts and promotes tourists to the area and specifically how the Accommodations Tax Funds were used to accomplish this.	
f. Additional Comments.	

PLEASE NOTE: APPLICANT AND/OR REPRESENTATIVES MUST BE PRESENT DURING REVIEW PROCESS BY THE ACCOMMODATIONS TAX ADVISORY BOARD IN ORDER TO BE CONSIDERED FOR FUNDING.

Signature of Project/Event Director:

RANDY H. GIBSON
Print Name

EXECUTIVE DIRECTOR
Title

Signature

01-07-2022
Date

ATTACHMENT A
ITEM #10 – ADVERTISEMENTS

Please provide the information below for Ads used in *Magazines*, *Newspapers*, the *Radio*, and *Billboards* and *Websites*. Please include targeted audience.

Magazine Ads		
Ad Listing	Distribution Range	Targeted Audience

Newspaper Ads		
Ad Listing	Distribution Range	Targeted Audience

Television Ads		
Ad Listing	Distribution Range	Targeted Audience

Radio Ads		
Ad Listing	Distribution Range	Targeted Audience

Billboard Ads		
Ad Listing	Distribution Range	Targeted Audience

Website Ads (other than primary website)		
Ad Listing	Distribution Range	Targeted Audience
www.lexingtoncountytennis.com		Tournament players
www.usta.com		Tournament players
www.itftennis.com		Tournament players

Other Ads		
Ad Listing	Distribution Range	Targeted Audience

ATTACHMENT B
ITEM #15 – PROJECT / EVENT BUDGET

Provide a detailed list of what the funds will be used for and the estimated amount for each item (i.e. brochures - $1,500, etc.)

Item	Estimated Amount
PARTICIPATION MEALS & BUDGET	$11,135.00
PARTICIPATION HOUSING	$7,310.00
OFFICIALS	$19,125.00
TENNIS SUPPLIES	$3,953.00
UTILITIES	$3,825.00
SUPPLIES, CONCESSIONS & AWARDS	$4,632.00
ADVERTISING & PROMOTION	$2,805.00
LABOR	$5,695.00
Total	$58,480.00

ATTACHMENT C
ITEM #17 – PROJECT / EVENT DESCRIPTION

Please complete the following information that is required by the Tourism Expenditure Review Committee to be sure that the Project/Event is in accordance to Section 6-4-10 of the S.C. Code of Laws.

a. General Project/Event Description:

The Lexington County Recreation and Aging Commission's two tennis facilities, the Cayce Tennis and Fitness Center and the Lexington County Tennis Complex include forty-four lighted seventy-eight foot hard courts, seven thirty-six foot courts and four permanent and four painted Pickle ball courts designed to provide first class tennis opportunities for county residents of all ages and tourists generating events.

The Cayce Tennis and Fitness Center has been awarded the 2013 Featured Facility Award for Outstanding Public Facility and Southern Member Facility of the Year by the USTA along with being named the 2013 Professional Tennis Registry Public Facility of the Year. The Lexington County Recreation and Aging Commission has also been named the Parks and Recreation Agency of the Year by the "Tennis Industry Magazine".

The Lexington County Tennis Complex has been named and awarded the 2003 Municipal Facility of the year by "Racquet Sports Industry Magazine", along with formally being named the Professional Tennis Registry Facility of the year 2002, the United States Tennis Association Southern Section: USA League Tennis Facility of the Year 2003, and United States Tennis Association: Outstanding National Public Facility of the Year 2003.

The Lexington County Tennis facilities will be hosting over 33 major tennis events that will draw revenue and people to Lexington County and the midlands.

b. Benefits that the Project/Event will serve toward promoting tourism and the benefits to the Community of Lexington County.

The Lexington County Recreation and Aging Commission feels the Lexington County Tennis Complexes have the potential to generate growth of tourism in Lexington County even greater than its softball tournaments have experienced.

The 2022 calendar of tournaments and events scheduled for the Lexington County Tennis facilities includes four big events: The USTA/International Tennis Federation (ITF) South Carolina Junior Championships, Big East Conference Championships, Junior Team Tennis State Championships, Tri-Level Adult Championships. Other tournaments that continue bringing players and fans to Lexington County are: Levels 6 and 7 Junior Tournaments, City of Cayce Serves Charity Tournament, PTR 10U, , Cardinal Newman Fundraiser, SCISA Championships LATA Spring City Playoffs and Sunburn Open and the new Boys and Girls JV Invitational.

c. Total attendance to the Project/Event versus the number of total tourists in attendance.

Some of the major tennis events projected to generate the most economic impact for Lexington County are the USTA/ITF South Carolina Championships, the Big East Conference Championships, the SC JTT Championships, the Cayce Junior Championships, and the Tri-Level Adults Championship

The Big East Conference Championships will have 11 women teams and 8 men teams, each team has 8 to 10 players plus coaches and trainer. All these teams are from the North East. We are expecting over 200 participants.

The International Tennis Federation South Carolina Junior Championships will feature the top 32 boys' and 32 girls' tennis players' ages 13 to 18 in the world, including but not limited to South America, Australia, Asia and Europe, competing for world rankings. The tournament also requires a qualifying tournament with an estimated 64 players worldwide.

The combined impact from the USTA/ITF South Carolina Championships and the JTT South Carolina Tournament will generate approximately 350 to 400 room nights in Lexington County. An estimated of 240 participants along with their coaches, academies members, families, college coaches and spectators will visit the Lexington County Tennis Complex facility

The South Carolina Junior Team Tennis Championships will bring more than 300 players plus parents, family members and spectators.

d. Economic impact generated by tourism towards the Project/Event.

The Cayce Tennis and Fitness Center and the Lexington County Tennis Complex provides recreational opportunities for Lexington County residents along with promoting the sport of tennis locally by providing tennis after school programs, summer camps, Team Challenge, Team Tournaments , Junior Team Tennis, adult socials and adult leagues for all levels. The combined scheduled events at the tennis facilities drawing an estimated 2,800-3,000 participants and spectators requiring over 2,000 room nights will provide a direct economic impact to Lexington County of $302,375. Based on the accepted multiplier rate of 3 – 5 and in an effort to be conservative in our estimates we have chosen the multiplier rate of 3 for the calculation of the economic impact to Lexington County of $907,125.

e. Overall description of how the Project/Event attracts and promotes tourists to the area and specifically how the Accommodations Tax Funds were used to accomplish this.

The Lexington County Recreation and Aging Commission requests accommodation tax funding to host quality tennis tournaments and events that highlight the quality of life in Lexington County along with providing economic benefits to the tax payers of Lexington County.

f. Additional Comments.

COUNTY OF LEXINGTON

ACCOMMODATIONS TAX FUND
EXPENDITURES
FY 2022/23

Organization Name: LEXINGTON COUNTY RECREATION & AGING COMMISSION

List of Expenditures	Actual FY 2020/21	Current FY 2021/22	Estimated FY 2022/23
PARTICIPATION MEALS & BUDGET			$11,135.00
PARTICIPATION HOUSING			$7,310.00
OFFICIALS			$19,125.00
TENNIS SUPPLIES			$3,953.00
UTILITIES			$3,825.00
SUPPLIES, CONCESSIONS& AWARDS			$4,632.00
ADVERTISING & AWARDS			$2,805.00
LABOR			$5,695.00
Total			$58,480.00

COUNTY OF LEXINGTON

ACCOMMODATIONS TAX FUND
FUNDING SOURCES
FY 2022/23

Organization Name: LEXINGTON COUNTY RECREATION & AGING COMMISSION

List of Funding Sources	Actual FY 2020/21	Current FY 2021/22	Estimated FY 2022/23
ACCOMODATIONS TAX REQUEST			$17,000.00
CORPORATE SPONSORS			$8,500.00
MERCHANDISE & CONCESSIONS			$2,720.00
ENTRY FEE			$30,260.00
Total			$58,480.00

COUNTY OF LEXINGTON

ACCOMMODATIONS TAX FUND APPLICATION FY 2022/23

1. Name of Project/Event:

Riverbanks Zoo and Garden Out of Market Advertising

2. Type of Organization (please select one):

	County
	Municipal
	Non-Profit Organization
	Community Service Club, Church, etc.
	501(c) 3
x	Other – Special Purpose District

3. Sponsoring Organization

Name of Organization:	Riverbanks Zoo and Garden
Mailing Address:	500 Wildlife Parkway Columbia, SC 29210

4. Director of Project/Event

Name & Title:	Susan O'Cain
Contact Number(s):	803-603-2325
Email:	socain@riverbanks.org

5. Project/Event Website Address:

WWW.RIVERBANKS.ORG

6. Project/Event Category (*check one*):

x	Tourism – Advertising / Promotion *(see #10 for advertising/promotion sources)*
	Tourism Related Expenditures

7. Project/Event Timeline

Beginning Date:	July 1, 2022
End Date:	June 30, 2023

8. Location of Project/Event:

RIVERBANKS ZOO AND GARDEN

9. Number of Employees

Full-time:	143
Part-time:	147

10. Do you advertise outside of a 50-mile radius?

x	Yes		No

If you answered yes, *please check all that apply for advertising sources outside of Lexington County, and include the total number of each distributed.*

	Type of Ad	Total # Distributed	Range of Ad	For Ad Listings
	Rack Cards			Complete ***Attachment A*** for Listing Details for Ads used in *Magazines, Newspapers, the Radio, and Billboards and Websites.* Please include targeted audience.
	Brochures			
	Posters			
x	*Magazine Ads*	20		
x	*Newspaper Ads*	10		
x	*Radio Ads*	100		
x	*Billboard Ads*	75		
x	*Websites* (other than primary)	10,000		
x	*Other*	5,000		

11. Number of Project/Event Attendance:

Expected Number:	1,000,000
Of this number, how many are tourists?	600,000

Tourists - "People taking trips outside of their home communities for any purpose, except daily commuting to and from work." [SC Code of Laws, Chapter 6, Section 6-4-5 (4)]

12. List the methods used to track tourists:

Select Methods Used:	
x	Webpage Inquiries
x	Phone Call Inquiries
	Brochure Mailings
	Event Ticket Sales
	Event Registration
	Hotel Sales
	License Plates
	Surveys
x	Other

Provide the Estimated Numbers:	
Inquiries per month:	*500,000*
Phone calls per month:	*3,000*
Brochures mailed per month:	
Tickets sold per event:	
Registrants per event:	
Sales per event / per month:	
Count per event:	
Responses per survey:	
	Zip codes

13. *Must Complete* - County accommodations funds are generated from the hotels in the unincorporated areas of the County. Please list the hotels and number of rooms and nights you have used or plan to use for your Project/Event located in the unincorporated areas of Lexington County only:

Hotel Name & Location	Number of Rooms	Number of Nights
Double Tree by Hilton	35	N/A
Others TBD		

14. Please indicate that you have read: Chapter 6, Sections 6-4-5 (4) and 6-4-10, SC Code of Laws, 1976?

	Yes		No

15. Project/Event Budget: Request for funds must meet the requirements of Chapter 6, Section 6-4-10, SC Code of Laws, 1976, as amended.

a. Estimated Total Cost of Project/Event:	$500,000
b. Amount of Accommodations Funds Requested for this Project/Event:	$40,000
c. This Request Equals What Percent of the Total Project/Event Budget:	7 %
d. Use ***Attachment B*** and provide a detailed list of what the funds will be used for and the estimated amount for each item (i.e. brochures - $1,500, etc.)	Use ***Attachment B*** to complete.

16. Has your Project/Event or Organization previously received Accommodations Tax Funds?

x	Yes		No

If you answered yes, *please answer items a-e below.*

a. Year(s):	FY15 – FY22
b. Amount(s):	FY15 = $102,000 FY16 = $104,140 FY17 = $121,900 FY18 = $134,344 FY19 = $119,000 FY20 = $83,871 FY21 = $60,000 FY22 = $30,000
c. Source(s):	Lexington County, Richland County, and West Columbia
d. Purpose(s)	
e. For each award year, did you expend 100% of the ATAX funds you received?	x Yes No *If you **answered no**, please explain:*

17. Project Description – Please use *Attachment C* to complete the following information that is required by the *Tourism Expenditure Review Committee* to be sure that the Project/Event is in accordance to Section 6-4-10 of the S.C. Code of Laws.

a. General Project/Event Description	*Please use **Attachment C** to complete answers a-f.*
b. Benefits that the Project/Event will serve toward promoting tourism and the benefits to the Community of Lexington County.	
c. Total attendance to the Project/Event versus the number of total tourists in attendance.	
d. Economic impact generated by tourism towards the Project/Event.	
e. Overall description of how the Project/Event attracts and promotes tourists to the area and specifically how the Accommodations Tax Funds were used to accomplish this.	
f. Additional Comments.	

PLEASE NOTE: APPLICANT AND/OR REPRESENTATIVES MUST BE PRESENT DURING REVIEW PROCESS BY THE ACCOMMODATIONS TAX ADVISORY BOARD IN ORDER TO BE CONSIDERED FOR FUNDING.

Signature of Project/Event Director:

Susan O'Cain
Print Name

Director of Public Relations
Title

Susan O'Cain

Signature

1/7/2022

Date

ATTACHMENT C

ITEM #17 – PROJECT / EVENT DESCRIPTION

Please complete the following information that is required by the Tourism Expenditure Review Committee to be sure that the Project/Event is in accordance to Section 6-4-10 of the S.C. Code of Laws.

a. General Project/Event Description:

Riverbanks Park Commission is applying for a grant in the amount of $40,000 from the Lexington County Accommodations Tax Fund for the purpose of marketing the state's premier gated attraction to visitors living outside the Midlands' SMSA (standard metropolitan statistical area).

Twice awarded Governors Cup for Most Outstanding Tourist Attraction, Riverbanks Zoo and Garden is consistently named one of the best zoos in the nation by major websites such as TripAdvisor and USA Today's 1 0Best. For nearly 50 years, Riverbanks has connected individuals, families, and groups with the world's wildlife and wild places.

Thanks to the prior investments of the Lexington County Accommodations Tax Fund, Riverbanks has maximized its general advertising efforts targeted at tourists living outside the region. Continued support from the Lexington County Accommodations Tax Fund will be vital as we promote the Zoo and Garden as a world-class destination attraction.

b. Benefits that the Project/Event will serve toward promoting tourism and the benefits to the Community of Lexington County.

As a primary tourist destination in South Carolina, a visit to Riverbanks serves as a springboard for area restaurant visits, shopping and overnight stays supporting tourism and benefiting the Lexington County community. According to a recent economic impact study, the Zoo and Garden generated more than $51 million in off-site spending in the local area. More than $25 million of that was spent on accommodations and food and beverage.

c. Total attendance to the Project/Event versus the number of total tourists in attendance.

Riverbanks Zoo and Garden remains the Southeast's most visited Zoo. Riverbanks is South Carolina's leading gated tourist attraction, averaging more than 1.3 million visitors annually. In fiscal year 2021, Riverbanks welcomed nearly one-million visitors nearing the Zoo and Garden's pre-covid attendance numbers. In fiscal year, 2019 Riverbanks set another annual attendance record at more than 1.3 million visitors about 650,000 of whom were tourists from outside a 50-mile radius of Columbia. Riverbanks is poised to exceed record attendance numbers once again with the opening of the Darnall W. and Susan F. Boyd Aquarium and Reptile Conservation Center in the spring/summer of 2022.

d. Economic impact generated by tourism towards the Project/Event.

Riverbanks Zoo and Garden employs 143 full-time and 147 part-time/seasonal employees. According to a recent economic impact survey, Riverbanks is a powerful economic driver within the Midlands, pumping more than $148 million in the local economy and creating more than 1800 additional jobs throughout the community.

Riverbanks' visitors spent nearly $40 million before or after their visit off-site food, beverage, retail and accommodations. Additionally, on and off-site sales generated nearly $1 million in new sales and occupancy taxes.

More than 50% or Riverbanks' paid visitors originate from outside a 50-mile radius encouraging overnight stays in the area and boosting economic spending. It's estimated the Zoo and Garden averages more than $11 million in accommodations spending and $16 million in off-site food and beverage spending. Additionally, private, and special events booked in the Garden (such as weddings, corporate banquets, Wine Tasting, etc.) result in additional overnight stays in the Lexington County area that are not tracked. Not only do Riverbanks' visitors occupy hotel rooms, but they also buy gasoline, eat meals and shop in area stores-clearly boosting tourism in the region.

e. Overall description of how the Project/Event attracts and promotes tourists to the area and specifically how the Accommodations Tax Funds were used to accomplish this.

New advertising campaigns will highlight the Darnall W. and Susan F. Boyd Aquarium and Reptile Conservation Center. The development project will create a myriad of stunning habitats offering captivating views of some of the world's most precious and endangered wildlife and bring to the forefront animal care and conservation efforts taking place behind-the-scenes at Riverbanks every day. Fun fact: The opening of the original Aquarium-Reptile Complex in 1989 was the first time the Zoo attracted one-million visitors. Riverbanks expects the opening of the new conservation center will be a tremendous tourist draw.

The goal of the 2022 -2023 advertising campaign is to continue to draw tourists from across the country to Riverbanks. We intend to achieve this goal by building on the successes of previous campaigns and continuing to target those people living and traveling within a two to three-hour drive of the Midlands. Target markets will continue to include the Upstate, Charleston/Low Country area, Charlotte, NC, and Augusta, GA. In addition, travelers along interstates 1-77, 1-26, 1-95 and 1-20 will be targeted for potential visitation. Purchases of TV and cable airtime, billboard space and print inches will be clustered in order to gain frequency of exposure in the target markets. The bulk of the advertising budget will be spent during the second and third calendar quarters when people are more likely to travel.

f. Additional Comments.

The support of the Lexington County Accommodations Tax Fund has helped drive Riverbanks as a destination attraction fueling tourism in the county and having a significant economic impact on the quality of life in the community. Continued investments will be vital to not only draw incremental attendance but also serve as a springboard for area restaurant visits and overnight stays in Lexington County. Additional marketing efforts will promote the opportunity for brides to book weddings in the Botanical Garden and build exposure to Riverbanks' signature events such as Wine Tasting and other festivals and programs further attracting tourists to the area.

COUNTY OF LEXINGTON

ACCOMMODATIONS TAX FUND
FUNDING SOURCES
FY 2022/23

Organization Name: Riverbanks Zoo and Garden

List of Funding Sources	Actual FY 2020/21	Current FY 2021/22	Estimated FY 2022/23
Lexington County A-Tax	30,000	10,000	40,000
Richland County A-Tax	15,000	5,000	40,000
City of Columbia H-Tax	33,413	45,000	45,000
SCPRT TAG	18,250	16,800	20,000
City of West Columbia A-Tax	15,000	15,000	15,000
Riverbanks Park Commission	428,337	408,200	340,000
Total	540,000	500,000	500,000

COUNTY OF LEXINGTON

ACCOMMODATIONS TAX FUND
EXPENDITURES
FY 2022/23

Organization Name: Riverbanks Zoo and Garden

List of Expenditures	Actual FY 2020/21	Current FY 2021/22	Estimated FY 2022/23
TV/Cable	50,000	50,000	50,000
Radio	10,000	10,000	10,000
Outdoor	140,000	132,804	140,000
Print	20,000	17,405	20,000
Total	220,000	210,209	220,000

ATTACHMENT B
ITEM #15 – PROJECT / EVENT BUDGET

Provide a detailed list of what the funds will be used for and the estimated amount for each item (i.e. brochures - $1,500, etc.)

Item	Estimated Amount
TV/Cable	$5,000
Outdoor Boards	$15,000
Website Ads	$5,000
Social Media	$7,000
Radio	$2,000
Print	$6,000
Total	$40,000

ATTACHMENT A
ITEM #10 – ADVERTISEMENTS

Please provide the information below for Ads used in *Magazines*, *Newspapers*, the *Radio*, and *Billboards* and *Websites*. Please include targeted audience.

Magazine Ads		
Ad Listing	Distribution Range	Targeted Audience
Carolina Day Trips	Charlotte	Families 25-49
Low Country Parent	Charleston	
My Charleston	Charleston	

Newspaper Ads		
Ad Listing	Distribution Range	Targeted Audience
Free Times	Charleston/Greenville	Families 25-49
Post & Courier	Charleston/Greenville	
Low Country Parent	Charleston	

Television Ads		
Ad Listing	Distribution Range	Targeted Audience
TBD	Augusta	Families 25-49
	Charlotte	

Radio Ads		
Ad Listing	Distribution Range	Targeted Audience
TBD	TBD	Families 25-49

Billboard Ads		
Ad Listing	Distribution Range	Targeted Audience
TBD	Augusta	Families 25-49
I-77 N of Coltharp Rd/TBD	Charlotte/Rock Hill	
TBD	Greenville	
TBD	Charleston	

Website Ads (other than primary website)		
Ad Listing	Distribution Range	Targeted Audience
Free Times	Greenville/Charleston	Families 25-49
Post & Courier	Greenville/Charleston	
Low Country Parent	Charleston	
My Charleston	Charleston	

Other Ads		
Ad Listing	Distribution Range	Targeted Audience
		Families 25-49

County of Lexington
Accommodations Tax Fund
FY 2020/21 FINAL REPORT

(SUBMIT BY END OF FISCAL YEAR WITH FINAL INVOICE)

I. PROJECT INFORMATION:

Organization Name: Riverbanks Zoo and Garden

Project/Event Name: Out of Market Advertising

Contact Name: Susan O'Cain Phone: 803-602-0840

II. PROJECT COMPLETION:

Were you able to complete the project/event as stated in your original application?If no, state any problems you encountered: Yes

III. PROJECT SUCCESS:

Please share any additional comments regarding the project (e.g., lessons learned, successes, problems encountered, etc.):

IV. PROJECT ATTENDANCE:

Record numbers in table below as requested by the Tourism Expenditure Review Committee. Numbers are to reflect attendance and funds received for projects for current and previous years.

	FY 2020/21 Current Year	FY 2019/20 Previous Year
Total Budget of Event/Project	$540,000	$520,000
Amount Funded by Lexington County Accommodations Tax Funds	$30,000	$29,996
Amount Funded by Accommodations Tax Funds from all sources	$45,000	$83,871
Total Attendance	930,000	880,235
Total Tourists*	650,000	650,000

**Tourists are generally defined as those who travel 50 miles or more to attend.*

V. METHODS:

Please describe the methods used to capture the attendance data listed above (license plates, surveys, etc.):

Zip codes collected with each general admission and membership purchase, website inquiries, and visitor surveys.

VI. PROJECT BUDGET:

Attach a report indicating what project expenses were paid for using the Lexington County Accommodations Tax Funds for the fiscal year.

VII. ORGANIZATION SIGNATURE:

Provide signature of official with the organization verifying accuracy of above statements.

Susan O'Cain
Print Name

Director of Marketing and Communications
Title

Susan O'Cain
Signature

6/28/2021
Date

RIVERBANKS ZOO & GARDEN
columbia south carolina

DASHBOARD REPORT

	YTD Actual November 30, 2021		YTD Budget November 30, 2021		Actual to Budget Variance	% Var	YTD Actual November 30, 2020		Actual to Actual Variance	% Var
Membership										
1 Total Membership	**47,540**		**39,000**		**8,540**	**21.9%**	**34,362**		**13,178**	**38.4%**
2 Membership revenue	$ 2,204,785	84.5%	$ 1,694,700	86.4%	$ 510,085	30.1%	$ 1,404,981	86.2%	$ 799,804	56.9%
3 Wristband differential	405,340	15.5%	267,300	13.6%	138,040	51.6%	224,530	13.8%	180,810	80.5%
4 Total membership revenue	**$ 2,610,125**	**100.0%**	**$ 1,962,000**	**100.0%**	**$ 648,125**	**33.0%**	**$ 1,629,511**	**100.0%**	**$ 980,614**	**60.2%**
5 Per cap-membership visit	$10.04		$9.62		$0.42	4.4%	$9.31		$0.73	7.8%
Attendance										
6 Admission visits	172,701	38.7%	172,724	44.9%	(23)	0.0%	146,640	44.6%	26,061	17.8%
7 Membership visits	259,887	58.2%	203,972	52.9%	55,915	27.4%	174,982	53.1%	84,905	48.5%
8 Richland & Lexington schools	2,161	0.5%	166	0.0%	1,995	1201.8%	150	0.0%	2,011	1340.7%
9 Free Fridays	0	0.0%	0	0.0%	0	0.0%	0	0.0%	0	0.0%
10 Other free admission	11,796	2.6%	8,638	2.2%	3,158	36.6%	7,555	2.3%	4,241	56.1%
11 Total attendance	**446,545**	**100.0%**	**385,500**	**100.0%**	**61,045**	**15.8%**	**329,327**	**100.0%**	**117,218**	**35.6%**
12 Per cap-admission attendance	$17.10		$11.44		$5.66	49.5%	$16.05		$1.05	6.5%
Operations										
13 Earned revenue	$ 6,237,841	45.6%	$ 4,885,450	86.5%	$ $1,352,391	27.7%	$ 5,214,109	71.0%	$ 1,023,732	
14 Public support	7,451,957	54.4%	760,000	13.5%	6,691,957	880.5%	2,129,418	29.0%	5,322,539	
15 Total gross revenue	13,689,798	100.0%	5,645,450	100.0%	8,044,348	142.5%	7,343,527	100.0%	6,346,271	
16 Expenditures-rev generators	523,580	3.8%	598,150	10.6%	74,570	-12.5%	442,973	6.0%	(80,607)	
17 Departmental expenditures	6,502,391	47.5%	6,828,315	121.0%	325,924	-4.8%	5,129,859	69.9%	(1,372,532)	
18 Total gross expenditures	7,025,971	51.3%	7,426,465	131.6%	400,494	-5.4%	5,572,832	75.9%	(1,453,139)	
19 Revenue over (under) expenditures	**$ 6,663,827**		**$ (1,781,015)**		**$ 8,444,842**		**$ 1,770,695**		**$ 4,893,132**	
20 Net operating transfers	**0**		**0**		**0**				**0**	
19 Revenue over (under) expenditures and transfers	**$ 6,663,827**		**$ (1,781,015)**		**$ 8,444,842**		**$ 1,770,695**		**$ 4,893,132**	

12/14/2021
11:48 AM

RIVERBANKS ZOO & GARDEN
columbia south carolina

BALANCE SHEET - GENERAL FUND

	November 30, 2021	November 30, 2020	Change
Assets			
1 Cash	$ 1,533,903	$ 866,831	$ 667,072
2 LGIP	15,113,572	5,902,812	9,210,760
3 Total cash and cash equivalents	16,647,475	6,769,643	9,877,832
4 Accounts receivables	144,882	95,804	49,078
5 Due from Capital Projects Fund	1,375,591	0	1,375,591
6 Due from Riverbanks Society	0	0	0
7 Prepaid expenses	203,140	157,550	45,590
8 Inventory	59,445	41,377	18,068
9 Total assets	**$ 18,430,533**	**$ 7,064,374**	**$ 11,366,159**
Liabilities			
10 Accounts payables and accrued expenses	$ 826,836	$ 969,138	$ (142,302)
11 Due to Capital Projects Fund	0	337,418	(337,418)
12 Due to Riverbanks Society (includes ARC donation held at LGIP)	2,409,554	480,604	1,928,950
13 Unearned revenue	701,556	516,468	185,088
14 Total liabilities	**$ 3,937,946**	**$ 2,303,628**	**$ 1,634,318**
Fund Balances			
15 Nonspendable: Inventory & Prepaid Expense	$ 262,586	$ 198,927	$ 63,659
16 Restricted: Phelps, library acquisitions	37,925	37,925	0
17 Committed: Capital projects	4,200,000	2,206,312	1,993,688
18 Operational Reserve, as set by the Commission	2,400,000	2,000,000	400,000
19 Unassigned: fiscal year ending balance	928,249	(1,453,113)	2,381,362
20 Current year net change	6,663,827	1,770,695	4,893,132
21 Total fund balances	**14,492,587**	**$ 4,760,746**	**$ 9,731,841**
22 Total liabilities and fund balances	**$ 18,430,533**	**$ 7,064,374**	**$ 11,366,159**

12/14/2021
11:48 AM

RIVERBANKS ZOO & GARDEN
columbia south carolina

STATEMENT OF REVENUES AND EXPENSES - GENERAL FUND

	YTD Actual November 30, 2021	% of Rev	YTD Budget November 30, 2021	% of Rev	Variance	YTD Actual November 30, 2021	YTD Actual November 30, 2020	% of Rev	Variance
Total Attendance	**446,545**		**385,500**		**61,045**	**446,545**	**329,327**		**117,218**
Revenues									
Earned revenues									
1 General admission fees	$ 2,953,554	22.4%	$ 1,975,100	39.1%	$ 978,454	$ 2,953,554	$ 2,353,559	34.1%	$ 599,995
2 Parking fees	151,555	1.2%	75,000	1.5%	76,555	151,555	49,390	0.7%	102,165
3 Concession and retail commissions	949,545	7.2%	590,000	11.7%	359,545	949,545	567,305	8.2%	382,240
4 Society operating contribution	375,000	2.8%	1,000,000	19.8%	(625,000)	375,000	1,100,000	15.9%	(725,000)
5 Rides and attractions, net	608,136	4.6%	318,950	6.3%	289,186	608,136	345,390	5.0%	262,746
6 Classes and programs, net	68,601	0.5%	35,900	0.7%	32,701	68,601	16,897	0.2%	51,704
7 Events, net	473,410	3.6%	178,650	3.5%	294,760	473,410	362,277	5.2%	111,133
8 Facility rental & group admission fees, net	49,185	0.4%	71,700	1.4%	(22,515)	49,185	(55,092)	-0.8%	104,277
9 Sponsorships	61,479	0.5%	36,000	0.7%	25,479	61,479	0	0.0%	61,479
10 Miscellaneous revenues	23,796	0.2%	6,000	0.1%	17,796	23,796	31,410	0.5%	(7,614)
11 Total earned revenues	**5,714,261**	**43.4%**	**4,287,300**	**84.9%**	**1,426,961**	**5,714,261**	**4,771,136**	**69.1%**	**943,125**
Governmental support									
12 Lexington County	450,000	3.4%	500,000	9.9%	(50,000)	450,000	450,000	6.5%	0
13 Richland County	432,625	3.3%	260,000	5.2%	172,625	432,625	164,418	2.4%	268,207
14 State Funding	0	0.0%	0	0.0%	0	0	1,500,000	21.7%	(1,500,000)
15 Federal Funding	6,571,318	49.9%	0	0.0%	6,571,318	6,571,318	0	0.0%	6,571,318
16 Accom, hosp & other government payments	(1,986)	0.0%	0	0.0%	(1,986)	(1,986)	15,000	0.2%	(16,986)
17 Total Governmental support	**7,451,957**	**56.6%**	**760,000**	**15.1%**	**6,691,957**	**7,451,957**	**2,129,418**	**30.9%**	**5,322,539**
18 Total revenues	**$ 13,166,218**	**100.0%**	**$ 5,047,300**	**100.0%**	**$ 8,118,918**	**$ 13,166,218**	**$ 6,900,554**	**100.0%**	**$ 6,265,664**
Departmental expenditures									
19 Administration	$ 1,245,640	9.5%	$ 1,209,275	24.0%	$ (36,365)	$ 1,245,640	$ 1,037,253	15.0%	$ (208,387)
20 Animal care	1,870,350	14.2%	1,965,450	38.9%	95,100	1,870,350	1,580,433	22.9%	(289,917)
21 Botanical, zoo & garden	375,937	2.9%	466,140	9.2%	90,203	375,937	357,677	5.2%	(18,260)
22 Education	88,526	0.7%	110,400	2.2%	21,874	88,526	67,500	1.0%	(21,026)
23 Facility & life support management	1,111,348	8.4%	1,051,600	20.8%	(59,748)	1,111,348	677,542	9.8%	(433,806)
24 Guest services	966,708	7.3%	1,068,300	21.2%	101,592	966,708	603,495	8.7%	(363,213)
25 Marketing and public relations	152,919	1.2%	214,950	4.3%	62,031	152,919	159,435	2.3%	6,516
26 Utilities	690,963	5.2%	742,200	14.7%	51,237	690,963	646,524	9.4%	(44,439)
27 Total departmental expenditures	**$ 6,502,391**	**49.4%**	**$ 6,828,315**	**135.3%**	**$ 325,924**	**$ 6,502,391**	**$ 5,129,859**	**74.3%**	**$ (1,372,532)**
28 Revenues over (under) dept expenditures	6,663,827	50.6%	(1,781,015)	-35.3%	8,444,842	6,663,827	1,770,695	25.7%	4,893,132
29 Net operating transfers	0	0.0%	0	0.0%	0	0	0	0.0%	0
Revenues over (under) departmental 30 expenditures and transfers	**$ 6,663,827**	**50.6%**	**$ (1,781,015)**	**-35.3%**	**$ 8,444,842**	**$ 6,663,827**	**$ 1,770,695**	**25.7%**	**$ 4,893,132**

12/14/2021
11:48 AM

COUNTY OF LEXINGTON

ACCOMMODATIONS TAX FUND APPLICATION FY 2022/23

1. Name of Project/Event:

Lexington Visitors Center Operations

2. Type of Organization (please select one):

	County
	Municipal
	Non-Profit Organization
	Community Service Club, Church, etc.
	501(c) 3
X	Other - 501(c) 6

3. Sponsoring Organization

Name of Organization:	Lexington Chamber & Visitors Center
Mailing Address:	P.O. Box 44, Lexington, SC 29071

4. Director of Project/Event

Name & Title:	Angelle LaBorde, CCE, President & CEO
Contact Number(s):	803-359-6113, ext. 105 (Work) or (864) 910-5898 (Cell)
Email:	angelle@lexingtonsc.org

5. Project/Event Website Address:

WWW.LEXINGTONSC.ORG

6. Project/Event Category (*check one*):

	Tourism – Advertising / Promotion *(see #10 for advertising/promotion sources)*
X	Tourism Related Expenditures

7. Project/Event Timeline

Beginning Date:	January 1, 2022
End Date:	December 31, 2022

8. Location of Project/Event:

311 W. MAIN STREET, LEXINGTON, SC 29072

9. Number of Employees

Full-time:	6
Part-time:	

10. Do you advertise outside of a 50-mile radius?

X	Yes		No

If you answered yes, *please check all that apply for advertising sources outside of Lexington County, and include the total number of each distributed.*

	Type of Ad	Total # Distributed	Range of Ad	For Ad Listings
	Rack Cards			Complete ***Attachment A*** for Listing Details for Ads used in *Magazines, Newspapers, the Radio, and Billboards and Websites.* Please include targeted audience.
X	Brochures-Visitors Guide	10,000	U.S. & Internat'l	
	Posters			
X	*Magazine Ads – 2022 Discover SC, Official SC Vacation Guide*	315,000	SC, U.S.& International	
	Newspaper Ads			
	Radio Ads			
	Billboard Ads			
	Websites (other than primary)			
X	*Other*	Banner Ad Campaigns	SC, NC, & GA	

11. Number of Project/Event Attendance:

Expected Number:	N/A – Our project is not an event but operations of a Visitors Center
Of this number, how many are tourists?	N/A

Tourists - "People taking trips outside of their home communities for any purpose, except daily commuting to and from work." [SC Code of Laws, Chapter 6, Section 6-4-5 (4)]

12. List the methods used to track tourists:

Select Methods Used:		Provide the Estimated Numbers:	
X	Webpage Inquiries	Inquiries per month:	16,807
X	Phone Call Inquiries	Phone calls per month:	40
X	Brochure Mailings	Brochures mailed per month:	25
	Event Ticket Sales	Tickets sold per event:	
	Event Registration	Registrants per event:	
	Hotel Sales	Sales per event / per month:	
	License Plates	Count per event:	
X	Surveys	Responses per survey:	410
X	Other		

13. *Must Complete* - County accommodations funds are generated from the hotels in the unincorporated areas of the County. Please list the hotels and number of rooms and nights you have used or plan to use for your Project/Event located in the unincorporated areas of Lexington County only:

Hotel Name & Location	Number of Rooms	Number of Nights
N/A		

14. Please indicate that you have read: Chapter 6, Sections 6-4-5 (4) and 6-4-10, SC Code of Laws, 1976?

X	Yes		No

15. Project/Event Budget: Request for funds must meet the requirements of Chapter 6, Section 6-4-10, SC Code of Laws, 1976, as amended.

a. Estimated Total Cost of Project/Event:	$81,730
b. Amount of Accommodations Funds Requested for this Project/Event:	$15,120
c. This Request Equals What Percent of the Total Project/Event Budget:	18.5%
d. Use ***Attachment B*** and provide a detailed list of what the funds will be used for and the estimated amount for each item (i.e. brochures - $1,500, etc.)	Use ***Attachment B*** to complete.

16. Has your Project/Event or Organization previously received Accommodations Tax Funds?

X	Yes		No

If you answered yes, *please answer items a-e below.*

a. Year(s):	2021
b. Amount(s):	6,500
c. Source(s):	Lexington County
d. Purpose(s)	Lexington Visitor Center Operations
e. For each award year, did you expend 100% of the ATAX funds you received?	X Yes / No *If you **answered no**, please explain:*

17. Project Description – Please use *Attachment C* to complete the following information that is required by the *Tourism Expenditure Review Committee* to be sure that the Project/Event is in accordance to Section 6-4-10 of the S.C. Code of Laws.

a. General Project/Event Description	*Please use **Attachment C** to complete answers a-f.*
b. Benefits that the Project/Event will serve toward promoting tourism and the benefits to the Community of Lexington County.	
c. Total attendance to the Project/Event versus the number of total tourists in attendance.	
d. Economic impact generated by tourism towards the Project/Event.	
e. Overall description of how the Project/Event attracts and promotes tourists to the area and specifically how the Accommodations Tax Funds were used to accomplish this.	
f. Additional Comments.	

PLEASE NOTE: APPLICANT AND/OR REPRESENTATIVES MUST BE PRESENT DURING REVIEW PROCESS BY THE ACCOMMODATIONS TAX ADVISORY BOARD IN ORDER TO BE CONSIDERED FOR FUNDING.

Signature of Project/Event Director:

Angelle LaBorde
Print Name

President & CEO
Title

Angelle LaBorde
Signature

January 7, 2022
Date

ATTACHMENT A
ITEM #10 – ADVERTISEMENTS

Please provide the information below for Ads used in *Magazines*, *Newspapers*, the *Radio*, and *Billboards* and *Websites*. Please include targeted audience.

Magazine Ads		
Ad Listing	Distribution Range	Targeted Audience
Discover SC Vacation Guide	315,000	SC, U.S. & International

Newspaper Ads		
Ad Listing	Distribution Range	Targeted Audience

Television Ads		
Ad Listing	Distribution Range	Targeted Audience

Radio Ads		
Ad Listing	Distribution Range	Targeted Audience

Billboard Ads		
Ad Listing	Distribution Range	Targeted Audience

Website Ads (other than primary website)		
Ad Listing	Distribution Range	Targeted Audience
Visitor Guide Banner Ad Campaign (based on funding)	Top 3 Target States: SC, NC, & GA	Visitors Goal: Over 415,000 impressions

Other Ads		
Ad Listing	Distribution Range	Targeted Audience
Shop / Dine Banner Ad Campaign (based on funding)	Top 3 Target States: SC, NC, & GA	Visitors

ATTACHMENT B
ITEM #15 – PROJECT / EVENT BUDGET

Provide a detailed list of what the funds will be used for and the estimated amount for each item (i.e. brochures - $1,500, etc.)

Item	Estimated Amount
Personnel	39,250
Publication - 2022 Lexington Visitor Guide	16,500
Digital - Dining / Shopping Ad Campaign	5,000
Digital - Display Banner Ad Campaign	3,000
Website	750
Advertising - 2022 Discover SC / Official SC Vacation Guide	600
Telephone & Internet	1,506
Building & Facilities	15,124
TOTAL	**81,730**

ATTACHMENT C
ITEM #17 – PROJECT / EVENT DESCRIPTION

Please complete the following information that is required by the Tourism Expenditure Review Committee to be sure that the Project/Event is in accordance to Section 6-4-10 of the S.C. Code of Laws.

a. General Project/Event Description:

The Lexington Chamber & Visitors Center will continue to operate the **Lexington Visitors Center** and provide value-added tourism marketing and services to visitors who plan destination trips to Lexington County. Our research in the last year confirmed that visitors rate Lexington highly as a destination to connect with waterfront activities on Lake Murray and with downtown shopping and dining. Located between the state capital city of Columbia and the shores of Lake Murray, Lexington is poised to attract more visitors in the upcoming year.

A. General Description

The Visitors Center launched a lodging market analysis and visitor research study in 2021 and the data confirmed that Lexington continues to be an attractive and appealing destination for leisure, sports and business travelers. Through collaboration with county-wide tourism partners, we believe we can expand our footprint with a more focused approach to yield a stronger quality of life, job growth, and the creation of new tax dollars from travel and tourism.

Some of our key findings (see attached report) were:

- Lodging, dining and shopping are appealing to visitors, and combined with evening activities in Lexington, are worth a getaway visit.
- Our data confirmed that an average travel party spends $843 on a typical three-night stay.
- Average visitor satisfaction rated highly at a 4.4. on a 5-pont scale.
- Lexington visitors reported an average travel party size of 3.7 with the most common travel party size being reported as 2 people (couples).
- Top attractions visitors cited were the Riverbanks Zoo & Garden and Lake Murray Dam recreation.

To support the initial research, an objective this year is to complete phase two, a comprehensive strategic tourism plan. It is currently being considered for funding by the Town of Lexington's accommodations tax committee. If funded, the plan will help to identify future project initiatives, and include a partnership consulting approach with Destination-NEXT to conduct an online survey of local travel industry and community leaders to identify destination strengths, weaknesses, opportunities, and threats.

Moreover, the Visitors Center desires to become a research-driven marketing organization making key decisions based on the voice of the customer. Understanding their experiences can provide us with valuable information as we tell our story about our place and begin to develop stronger branding messages about our community to attract even more visitors.

In addition to the proposed strategic plan, core project components will continue, including:

- *Production and Distribution of a Lexington Visitors Guide and Lexington County Maps*
- *Operating / Managing the Chamber & Visitors Center's Website*
- *Visitors Center Facility Operations*
- *Visitors Center Personnel Staffing*

Below is a summary of the components of our project:

(1) Production / Distribution / Digital Version of Lexington Visitors Guide

To better serve the visitor and to promote area attractions, festivals / events, restaurants, small businesses, and hoteliers, the Lexington Chamber & Visitors Center produced its second Lexington SC Visitors Guide in 2021 in partnership with *The Free Times*. Because of the positive response in the first year, 2,000 additional copies were produced in 2021.

With 10,000 copies distributed throughout the state and digitally across the country, the Visitors Guide continued to be a popular resource for visitors. To facilitate even more awareness, we launched a digital display banner ad campaign that targeted travelers from SC, NC, and GA.

Plans are underway for the 2022 Visitor Guide. We will again distribute 10,000 guides to all nine welcome centers throughout South Carolina, and entities that are in direct contact with visitors and relocators. The Visitors Center will be providing organizations (ex. realtors, attractions, accommodations, staffing companies, etc.) with printed guides as well as instructions for how to provide the digital Visitors Guide and help market the area through their individual communication channels.

A digital version of the Guide will be available on lexingtonsc.org, and the Visitors Center will collect visitor and relocation data, including key contact information such as their name, email address and the city and state where they currently reside. This information will be invaluable in the future as we gather lodging and visitor profiles and ask the visitor about their experiences in Lexington, SC to effectively market the community. Utilizing the Chamber's extensive member database, organizations and community members will also be able to request bulk orders through the Visitors Center's website for their places of business or for future events.

Because our results were successful in 2021, we would like to again produce a digital display banner ad marketing campaign to promote the Guide to tourists coming from South Carolina, North Carolina and Georgia. With our various media partners, like the SC Parks, Recreation, and Tourism co-op media program, we will drive traffic to our visitor content on lexingtonsc.org, leading to a call to action to download the Visitor Guide.

In 2021, the Lexington Chamber and Visitors Center's website, lexingtonsc.org, received over 201,000 page views, an increase of over 1,400 views per month from the prior year. Along with the Visitors Guide, the website continues to host valuable resources for the community and its visitors such as an updated calendar of festivals and events, directory of accommodations and restaurants as well as recreation and shopping opportunities.

(2) Town of Lexington / Lexington County Maps

We continue to receive requests for Lexington County maps from visitors, newcomers and residents, and plan to include these in our relocation packets. An additional 2,000 maps were ordered last year to accommodate these requests.

Other project components, including facility operations and personnel support, are further explained in Section E below.

(3) Chamber & Visitors Center's Website

The Chamber continues to maintain an interactive website, **lexingtonsc.org**, promoting all that Lexington has to offer. In 2021, we received over 16,500 page views each month totaling over 201,695 for the year. There is a dedicated "Visit Lexington" page on the website providing visitors with information about lodging, dining, shopping, attractions, recreation, and other special events, fairs, and festivals. The website continues to be a valuable resource for the visitors and the community.

We continue to update the site throughout the year and integrate social media and digital marketing back to the site, thus promoting the businesses who service visitors. This past year, funding was received for a banner ad marketing campaign that promoted our Visitors Guide and attracted visitors to our website.

The winter and spring campaigns yielded the following data:
Winter Campaign (Feb-March 2021) produced 317,040 impressions and 409 clicks
Spring Campaign (April-May 2021) produced 101,310 impressions and 486 clicks.

Overall, this data is consistent in driving more traffic to our website as we had a total of 201,695 page views, an 9% increase over the previous year.

In 2022, we would like to again utilize a banner ad marketing campaign to create awareness and visitor traffic.

Additionally, we would like to design a marketing banner ad campaign focused on dining, shopping and lodging amenities.

As a result of our efforts, below are some statistics from the prior year:

Website Page Views:

From January 1 – December 31, 2021, there were 201,695 total website page views, up from 184,626 in 2020.

Google Data:

42,975	Listing views on Google Search or Maps
22,275	Customers who found listing by search of business name or address on Google Search or Maps

Web User Geography (Top Five States):

32,672	South Carolina
11,946	North Carolina
4,355	Georgia
2,421	Virginia
1,198	Florida

Visitors also searched our website from Texas, California, Washington, and New York. Nearly 800 searches came from other parts of the United States.

b. Benefits that the Project/Event will serve toward promoting tourism and the benefits to the Community of Lexington County.

As a dedicated partner to Lexington County, the Chamber is committed to enhancing value-added visitor services for our community. In our role as the official destination marketing organization serving the Town of Lexington, we are focused on increased visitation, increased spending, and growth in our tourism economy, which will ultimately drive job growth for citizens and tax growth for both the County of Lexington and the Town of Lexington.

The Chamber will continue to provide value-added services as described in our general description above.

c. Total attendance to the Project/Event versus the number of total tourists in attendance.

The Chamber's Visitors Center provides tourism related services and does not sponsor specific tourism events. Rather, we see our overall objective as elevating our community's quality of life by promoting travel and tourism that produces jobs and secures tax dollars to upgrade services and infrastructure and attracts new venues that provide services to both visitors and locals. As an example, an exciting new venue coming to downtown Lexington's main street this year will be the Navy Yard and Main Biergarten and Restaurant.

d. Economic impact generated by tourism towards the Project/Event.

Because the Visitors Center does not sponsor or host tourism events, there are no economic impact numbers to share.

However, our core project will be further developed this year with the addition of the vital visitor research data collected in 2021 (see explanation below). The proposed strategic plan will be created in 2022 which will complement our core services of responding to visitor inquiries, providing valuable online information, and quality printed visitor materials (Visitor Guide and Maps). We believe that we can serve as a convener of Lexington County hospitality providers, leveraging their strengths, and offering a focused approach to drive more visitors to Lexington. The two banner ad campaigns should yield visitor traffic for weekend visits to shop, dine and enjoy Lexington attractions.

Lodging and Visitor Analysis Completed / Phase Two in the Planning Stages

Last year we accomplished a major milestone by conducting critical market research and gathering important segmented visitor profile information compiled by Berkeley W. Young, President of Young Strategies, Inc. They are a respected market research and planning firm who works with destination marketing organizations in the travel industry. Their Lodging and Visitor Analysis, funded by the Town of Lexington, was completed in fiscal year 2021 and their final report will be released to the public in the first quarter of 2022. Overwhelming, the results were extremely positive, with both visitors and residents commenting on numerous positive tourism aspects in Lexington.

Phase Two of the project, a comprehensive strategic plan, is currently being considered for funding by the Town of Lexington's accommodations tax committee (described above in A-General Description above).

e. Overall description of how the Project/Event attracts and promotes tourists to the area and specifically how the Accommodations Tax Funds were used to accomplish this.

The Chamber's projected Visitors Center budget is $81,730. We are requesting $15,120 from the County of Lexington (approximately 18.5%) to support our ongoing visitor services that impact local economic development, to include publications (i.e. Visitors Guide / Map), website marketing, advertising, banner ad campaigns, staffing / personnel, and Center operational expenses. Please know that we are excited about our future goals and objectives, and desire to expand the scope of our visitor services in the future.

Two ongoing elements that support our success are our dedicated staff and our professional and attractive facility.

1. **Visitors Center Personnel / Staff**

Without the direct personnel resources provided by the Lexington Chamber & Visitors Center, visitors who access the Center, either in person or online, would not receive the information they need to travel to or relocate to our community. Promoting and marketing the County's unique attractions, restaurants, and venues, in addition to Lake Murray and Lexington's downtown Main Street area, is an important aspect of the services we provide.

As you are aware, the Chamber partially funds a full-time Visitors Center Coordinator to respond to visitor inquiries. She leveraged her knowledge of the latest tourism trends by attending the Southeast Tourism Society's Marketing College in June 2021. Over 700 visitor / relocation interactions were recorded, an increase of almost 50%. We responded to telephone inquiries, provided in-person information, as well as prepared visitor bags and other relocation materials that facilitated positive visitor or relocation experiences.

The Coordinator also facilitated a new service for those relocating to the area. A new, Newcomer's Club, was launched in partnership with a dedicated group of volunteer leaders, to inform and engage those who have recently relocated to Lexington. The program was launched in August 2021 and has been hosted at the Chamber's offices for the past 6 months. The Newcomer's Club is promoted by the Chamber, via our emails and social media, and has resulted in interest from 50 or more people per month.

Additionally, the Chamber's President & CEO provides her expertise. With a 25-year career in the Chamber industry and 15 years in South Carolina, she assists in accessing resources to market and promote the tourism assets in Lexington County.

2. **Visitors Center Facility Operations**

The Lexington Chamber & Visitors Center remains a primary destination for visitors and tourists who need information about Lexington County and the surrounding area. Our facility, located in the heart of the Town of Lexington on Main Street, is just minutes away from 1-20 and provides travelers a convenient proximity to major points of interests. The Town of Lexington will be providing new wayfinding signage to our location in the upcoming year.

The Visitors Center displays a variety of resources for tourists in its nearly 1,000 square-foot space that hosts shelves of promotional literature about our community. With its welcoming environment, it offers a positive image to visitors and their families. The facility also includes a 600 square-foot Board Room and 1,800 square-foot Community Room that provides residents, visitors, company officials, and community leaders an opportunity to host gatherings and events.

Moreover, our facility played an important part in the Lexington Chamber & Visitors Center receiving a 4-Star Accreditation from the U.S. Chamber of Commerce two years ago. Only 206 chambers are accredited of approximately 7,000 in America. An important standard for receiving this designation is that the organization maintain a facility that meets high standards in their operations, thus projecting a positive business image and being accessible to customers. Our Visitors Center and building reflect a positive business and community image.

f. Additional Comments.

About Dining on the Dam:

Although historically we have not been a direct event organizer, the Lexington Chamber and Visitors Center was able to launch a highly successful, inaugural event in 2019. **Dining on The Dam** brought 1,300 guests to dine on one of Lexington County's most recognized landmarks. It attracted locals and tourists alike. We continue to receive inquiries and ticket requests for this event throughout the year.

Due to the COVID pandemic, the event was cancelled in spring of 2020, as well as in spring of 2021. We continue to be optimistic that we will be able to again host the event and build upon its initial success. Beautiful Lake Murray is a tourism driver for Lexington County, and this event should continue to support our ongoing tourism efforts and to attract more visitors to our community. The tentative event date is set for Sunday, April 10, 2022.

COUNTY OF LEXINGTON

ACCOMMODATIONS TAX FUND
FUNDING SOURCES
FY 2022/23

Organization Name: Lexington Chamber & Visitors Center

List of Funding Sources	Actual FY 2020/21	Current FY 2021/22	Estimated FY 2022/23
Membership	280,705	343,000	345,000
Non-Dues Revenue	25,440	34,500	35,000
Accommodations Tax – County	14,374	7,500	7,500
Accommodations Tax – Town	85,590	63,000	70,000
Monthly Events	53,419	70,400	70,000
Special Events	264,968	456,250	455,000
Membership Services	54,266	61,000	60,000
Miscellaneous	4,217	1,800	1,800
Paycheck Protection Program Forgiveness	93,593		
Total	876,572	1,037,450	1,044,300

COUNTY OF LEXINGTON

ACCOMMODATIONS TAX FUND
EXPENDITURES
FY 2022/23

Organization Name: Lexington Chamber & Visitors Center

List of Expenditures	Actual FY 2020/21	Current FY 2021/22	Estimated FY 2022/23
Personnel	531,504	527,500	530,000
Facilities	52,682	59,406	60,000
Promotions/Advertising	20,769	28,500	28,500
Monthly Events	12,756	19,650	20,000
Special Events	60,351	253,000	250,000
Membership Services	12,256	16,674	16,000
Operational Expense / Administrative	58,677	62,600	65,000
Tourism Consultant	25,865	15,000	
Non-Cash Items	51,584	51,220	39,000
EIDL Payback		3,900	7,800
Total	826,444	1,037,450	1,016,300

County of Lexington
Accommodations Tax Fund
FY 2020/21 FINAL REPORT
(SUBMIT BY END OF FISCAL YEAR WITH FINAL INVOICE)

I. PROJECT INFORMATION:

Organization Name: Lexington Chamber & Visitors Center

Project/Event Name: Lexington Visitors Center Marketing & Operations

Contact Name: Angelle LaBorde Phone: 803-359-6113

II. PROJECT COMPLETION:

Were you able to complete the project/event as stated in your original application?

If no, state any problems you encountered: Visitor Center Marketing & Operations

III. PROJECT SUCCESS:

Please share any additional comments regarding the project (e.g., lessons learned, successes, problems encountered, etc.):

IV. PROJECT ATTENDANCE:

Record numbers in table below as requested by the Tourism Expenditure Review Committee. Numbers are to reflect attendance and funds received for projects for current and previous years.

	FY 2020/21 Current Year	FY 2019/20 Previous Year
Total Budget of Event/Project	135,564	128,618
Amount Funded by Lexington County Accommodations Tax Funds	14,374	19,997
Amount Funded by Accommodations Tax Funds from all sources	78,170	58,037
Total Attendance		
Total Tourists*		

**Tourists are generally defined as those who travel 50 miles or more to attend.*

V. METHODS:

Please describe the methods used to capture the attendance data listed above (license plates, surveys, etc.):

VI. PROJECT BUDGET:

Attach a report indicating what project expenses were paid for using the Lexington County Accommodations Tax Funds for the fiscal year.

VII. ORGANIZATION SIGNATURE:

Provide signature of official with the organization verifying accuracy of above statements.

Melanie Lybrand
Print Name

Financial & Operations Manager
Title

Signature

June 3, 2021
Date

VI. Project Budget Report

Lexington County Accommodations Tax
FY 2020-2021

Lexington Chamber and Visitors Center

Expenditures:

Personnel		$37,208.75
Building & Facilities		$14,228.50
Telephone & Internet		$1,596.00
Website Dues		$750.00
Consulting Firm		$25,000.00
Visitors Guide		$14,150.00
Display Banner Ad Campaign		$2,800.00
Postage		$900.00
Maps		$3,000.00
Governors Conference on Tourism		$598.00
Total		$100,231.25

Less Accommodations Tax received:

Lexington County FY 20/21		$14,374.00
Town of Lexington FY 20/21		$30,000.00
Town of Lexington FY 20/21	Designated 30%	$48,170.22

Balance of Operation Expenses $7,687.03

(These numbers are based on percentages of our total budget and are actual expenses related to the operation of the Lexington Visitors Center.)

INVOICE

Date: December 28, 2020
Invoice # FT2020-046

Free Times | Evening Post Industries
2101 Gervais Street
Columbia, SC 29204
803-765-0707

TO:

Greater Lexington Chamber
Attn: Connor Watkins
311 West Main St
Lexington, SC 29027
FTID: 350793

SALESPERSON	JOB	SHIPPING METHOD	SHIPPING TERMS	DELIVERY DATE	PAYMENT TERMS	DUE DATE
Chase Heatherly	Visitor's Guide	N/A	N/A	N/A	Net 30 Day	1/31/21

QUANTITY	ITEM #	DESCRIPTION	UNIT PRICE	DISCOUNT	LINE TOTAL
1	1904513	Lexington Visitors Guide 10k	$14,150.00		$14,150.00

Subtotal	$14,150.00
Sales Tax	
Total	$14,150.00

Make all checks payable Free Times

THANK YOU FOR YOUR BUSINESS!

Young Strategies, Inc.
P.O. Box 38306
Charlotte, NC 28278
7046774018
BYOUNG@YOUNGSTRATEGIES.COM

BILL TO
Angelle LaBorde
Lexington Chamber & Visitors Center
311 W. Main St.
Lexington, SC 29072

INVOICE 2021109

DATE 03/15/2021 **TERMS** Net 30

DATE	ACTIVITY	DESCRIPTION	QTY	RATE	AMOUNT
	Research	Destination Research and Strategic Planning - Invoice 1 of 4	1	6,250.00	6,250.00

TOTAL DUE **$6,250.00**

LEXINGTON
CHAMBER & VISITORS CENTER

Financial Statement

Attached please find the following:

- 2021 November Financial Statements

	Nov 2021 M.T.D.			Nov 2021 Y.T.D.			2021-2022 Budget			Y.T.D.
INCOME	Income	Expense		Income	Expense		Income	Expense		Variance
AccommodationsTax				-						-
County			0.0%	2,625		35.0%	7,500			4,875
Town	4,014		6.4%	20,070		31.9%	63,000			42,930
Advertisement				-						
Visitor Guide Ads			0.0%	-		0.0%	19,000			19,000
Web/Email Ads			0.0%	-		0.0%	5,000			5,000
Affinity Programs	4,921		10.3%	20,823		43.4%	48,000			27,177
Conference Room	2,860		5.4%	21,235		40.1%	53,000			31,765
Digital Magazine			0.0%	-		0.0%	7,500			7,500
Elite Partner Event				2,000						(2,000)
Interest	85		6.5%	449		34.5%	1,300			851
Meetings/Events	4,449		0.9%	73,922		15.2%	486,650			412,728
Membership				-						
New Membership	7,035		10.1%	26,100		37.3%	70,000			43,900
Renewals	12,868		4.8%	80,506		30.0%	268,000			187,494
110% Giver			0.0%	-		0.0%	5,000			5,000
Misc Income			0.0%	481		96.2%	500			19
Unused Gift Cert			0.0%	-		0.0%	3,000			3,000
Income	36,232		3.5%	248,211		23.9%	1,037,450			789,239
EXPENDITURES										
Audit		2,970	29.7%		9,720	97.2%		10,000		280
Ambassadors		162	4.6%		1,068	30.5%		3,500		2,432
Amortization Expense		883	6.9%		4,591	36.1%		12,720		8,129
Bank Charges		808	10.1%		3,598	45.0%		8,000		4,402
Board/Exec. Meetings			0.0%		184	36.8%		500		316
Building Maintenance					-					-
Repairs		2,173	41.0%		5,584	105.4%		5,300		(284)
Maintenance		1,037	7.1%		3,915	26.7%		14,681		10,766
Conferences/Staff Dev'mt		2,800	32.9%		2,837	33.4%		8,500		5,663
Consulting Fees		3,000			3,000					
Contract Labor					-					-
Depreciation Expense		3,193	8.3%		16,028	41.6%		38,500		22,472
Dues		550	8.4%		2,591	39.6%		6,550		3,959
EIDL Payback			0.0%		-	0.0%		3,900		3,900
Elite Partner			0.0%		3,998	106.6%		3,750		(248)
EquipmentLease/Update		137	20.3%		313	46.4%		675		362
Flowers, Cards		161	64.4%		526	210.4%		250		(276)
Government Relations			0.0%		95	54.6%		174		79
Insurance		459	10.0%		2,293	49.8%		4,600		2,307
Interest Exp.		424	7.7%		2,136	38.8%		5,500		3,364
Meetings/Events		2,433	0.9%		21,984	7.9%		277,650		255,666
Membership Services			0.0%		577	16.5%		3,500		2,923
Misc Expenses			0.0%		101	20.2%		500		399
Office Equip/Furniture		15	1.5%		15	1.5%		1,000		985
Office Supplies		713	17.8%		1,788	44.7%		4,000		2,212
Payroll Expense					-					-
Wages		36,302	8.4%		197,274	45.9%		430,000		232,726
Taxes		2,662	8.6%		14,669	47.3%		31,000		16,331
Benefits/Admin		3,348	5.9%		19,587	34.7%		56,500		36,913
Postage					-					-
Chamber			0.0%		1,017	40.7%		2,500		1,483
Visitor Center			0.0%		193	38.6%		500		307
Printing			0.0%		-	0.0%		3,500		3,500
Professional Services		1,504	8.2%		8,456	46.2%		18,300		9,844
Promotions/Advertising					-					-
Visitor Guide			0.0%		-	0.0%		16,500		16,500
Chamber Promotions			0.0%		1,493	18.7%		8,000		6,507
Visitor Ctr Promotions			0.0%		-	0.0%		4,000		4,000
Reimbursement Expenses					-					-
Meals		40	4.0%		338	33.8%		1,000		662
Mileage		628	7.0%		1,932	21.5%		9,000		7,068
Taxes		8	3.2%		16	6.4%		250		234
Technology Update			0.0%		72	4.8%		1,500		1,428
Telephone		907	8.0%		4,135	36.3%		11,400		7,265
Tourism Consultant			0.0%		-	0.0%		15,000		15,000
Utilities		613	4.7%		4,241	32.6%		13,000		8,759
Visitor Center Expense					-					-
Equipment/Furniture			0.0%		-	0.0%		1,000		1,000
Conferences			0.0%		-	0.0%		750		750
Expenditures	-	67,930	6.5%		340,365	32.8%	-	1,037,450		697,085

	Nov 2021 M.T.D.			Nov 2021 Y.T.D.		
	Income	Expense	Net	Income	Expense	Net
TOTALS	36,232	67,930	(31,698)	248,211	340,365	(92,154)

	Nov 2021 M.T.D.			Nov 2021 Y.T.D.			2021-2022 Budget			Variance
MEETINGS/EVENTS	Income	Expense	Net	Income	Expense	Net	Income	Expense	Net	
Jingle & Mingle			-	-	-	-	2,250	2,250	-	-
Business Over Breakfast	2,001	1,746	255	8,647	8,165	482	17,400	17,400	-	482
Business Over Lunch							10,000	5,000	5,000	(5,000)
Legislative Breakfast							3,500	1,500	2,000	(2,000)
Education Series	30	284	(254)	5,570	891	4,679	7,500	2,500	5,000	(321)
Education Workforce Initiative							2,500	1,000	1,500	(1,500)
Shareholder Appreciation			-	2,250	2,005	245	1,500	1,000	500	(255)
New Shareholder Mtg			-	2,000	441	1,559	3,000	1,500	1,500	59
Executive Hustle	2,418	403	2,015	9,717	924	8,793	20,000	1,500	18,500	(9,707)
Golf - Fall			-	45,738	9,558	36,180	42,000	10,000	32,000	4,180
Chamber Awards			-	-	-	-	30,000	10,000	20,000	(20,000)
DOTD			-	-	-	-	250,000	190,000	60,000	(60,000)
Golf - Spring			-	-	-	-	47,000	17,000	30,000	(30,000)
Business Expo			-	-	-	-	50,000	17,000	33,000	(33,000)
Meetings/Events	4,449	2,433	2,016	73,922	21,984	51,938	486,650	277,650	209,000	(157,062)
TOTALS	36,232	67,930	(31,698)	248,211	340,365	(92,154)	1,037,450	1,037,450	-	(92,154)

GREATER CHAPIN
CHAMBER of COMMERCE
And Visitors Center

January 7, 2022

Lexington Town Council
Attn: Brittany Shumpert
212 South Lake Drive, Suite 601
Lexington, SC 29072

RE: FY 22/23 Accommodations Tax Fund Application
The Greater Chapin Chamber of Commerce and Visitors Center

Dear Ms. Shumpert and Council Members,

Please find enclosed our request for Accommodations Tax Funds for 2022-2023. Thank you for allowing the Greater Chapin Chamber of Commerce and Visitors Center the opportunity to submit this application. We are focusing our $12,500 request to support advertising, promotion, and a new member directory. We feel that with the support, we will be able to recruit more visitors to our community and encourage them to shop, eat, and live locally.

Past support from the ATAX Fund has truly helped the Greater Chapin Chamber of Commerce and Visitors Center to operate effectively and to promote and produce better events which attract visitors from outside our direct area.

As always, we truly appreciate the consideration. This financial support will assist in our ongoing efforts to attract visitors and tourists to Chapin and Lexington County.

Please contact me at 803.345.1100 if you have any questions or concerns regarding our application.

Sincerely,

Paul Sadler

President & CEO

The Greater Chapin Chamber of Commerce and Visitors Center

302 Columbia Avenue / P.O. Box 577 Chapin, SC 29036
tel: 803-345-1100 • **fax:** 803-345-0266 • **www.chapinchamber.com**

COUNTY OF LEXINGTON

ACCOMMODATIONS TAX FUND APPLICATION

FY 2022/23

1. Name of Project/Event:

The Greater Chapin Chamber of Commerce and Visitor's Center

2. Type of Organization (please select one):

	County
	Municipal
*	Non-Profit Organization
	Community Service Club, Church, etc.
	501(c) 3
	Other

3. Sponsoring Organization

Name of Organization:	The Greater Chapin Chamber of Commerce and Visitors Center
Mailing Address	302 Columbia Avenue, Chapin SC 29036

4. Director of Project/Event

Name & Title:	Paul Sadler
Contact Number(s):	803.345.1100 & 803.429.8456
Email:	paul@chapinchamber.com

5. Project/Event Website Address:

WWW.CHAPINCHAMBER.COM

6. Project/Event Category (*check one*):

*	Tourism – Advertising / Promotion *(see #10 for advertising/promotion sources)*
	Tourism Related Expenditures

7. Project/Event Timeline

Beginning Date:	7/01/2022
End Date:	6/31/2023

8. Location of Project/Event:

CHAPIN, SC

9. Number of Employees

Full-time:	1
Part-time:	1

10. Do you advertise outside of a 50-mile radius?

*	Yes		No

If you answered yes, *please check all that apply for advertising sources outside of Lexington County, and include the total number of each distributed.*

Type of Ad		Total # Distributed	Range of Ad	For Ad Listings
x	Rack Cards	3000		Complete ***Attachment A*** for Listing Details for Ads used in *Magazines, Newspapers, the Radio, and Billboards and Websites.* Please include targeted audience.
x	Brochures	4000		
x	Posters	200		
x	*Magazine Ads*	10000		
	Newspaper Ads			
x	*Radio Ads*	60		
x	*Billboard Ads*	3		
	Websites (other than primary)			
	Other			

11. Number of Project/Event Attendance:

Expected Number:	50,000
Of this number, how many are tourists?	25,000

Tourists - "People taking trips outside of their home communities for any purpose, except daily commuting to and from work." [SC Code of Laws, Chapter 6, Section 6-4-5 (4)]

12. List the methods used to track tourists:

Select Methods Used:	
x	Webpage Inquiries
x	Phone Call Inquiries
x	Brochure Mailings
x	Event Ticket Sales
	Event Registration
	Hotel Sales
	License Plates
	Surveys
	Other

Provide the Estimated Numbers:	
Inquiries per month:	*1100*
Phone calls per month:	*400*
Brochures mailed per month:	*50*
Tickets sold per event:	*200*
Registrants per event:	
Sales per event / per month:	
Count per event:	
Responses per survey:	

13. *Must Complete* - County accommodations funds are generated from the hotels in the unincorporated areas of the County. Please list the hotels and number of rooms and nights you have used or plan to use for your Project/Event located in the unincorporated areas of Lexington County only:

Hotel Name & Location	Number of Rooms	Number of Nights
DoubleTree - Bush River	100	10
Hyatt Place - Irmo	100	10
Hampton Inn - Harbison	100	10

14. Please indicate that you have read: Chapter 6, Sections 6-4-5 (4) and 6-4-10, SC Code of Laws, 1976?

X	Yes		No

15. Project/Event Budget: Request for funds must meet the requirements of Chapter 6, Section 6-4-10, SC Code of Laws, 1976, as amended.

a. Estimated Total Cost of Project/Event:	$25,000
b. Amount of Accommodations Funds Requested for this Project/Event:	$12,500
c. This Request Equals What Percent of the Total Project/Event Budget:	50 %
d. Use ***Attachment B*** and provide a detailed list of what the funds will be used for and the estimated amount for each item (i.e. brochures - $1,500, etc.)	Use ***Attachment B*** to complete.

16. Has your Project/Event or Organization previously received Accommodations Tax Funds?

X	Yes		No

If you answered yes, *please answer items a-e below.*

a. Year(s):	21/22
b. Amount(s):	$6500
c. Source(s):	ATAX
d. Purpose(s)	Tourism Awareness - Website, Billboards, Radio Ads
e. For each award year, did you expend 100% of the ATAX funds you received?	x Yes / No *If you **answered no**, please explain:*

17. Project Description – Please use *Attachment C* to complete the following information that is required by the *Tourism Expenditure Review Committee* to be sure that the Project/Event is in accordance to Section 6-4-10 of the S.C. Code of Laws.

a. General Project/Event Description	*Please use **Attachment C** to complete answers a-f.*
b. Benefits that the Project/Event will serve toward promoting tourism and the benefits to the Community of Lexington County.	
c. Total attendance to the Project/Event versus the number of total tourists in attendance.	
d. Economic impact generated by tourism towards the Project/Event.	
e. Overall description of how the Project/Event attracts and promotes tourists to the area and specifically how the Accommodations Tax Funds were used to accomplish this.	
f. Additional Comments.	

PLEASE NOTE: APPLICANT AND/OR REPRESENTATIVES MUST BE PRESENT DURING REVIEW PROCESS BY THE ACCOMMODATIONS TAX ADVISORY BOARD IN ORDER TO BE CONSIDERED FOR FUNDING.

Signature of Project/Event Director:

Print Name _____

Title _____

Signature _____

Date _____

ATTACHMENT A

ITEM #10 – ADVERTISEMENTS

Please provide the information below for Ads used in *Magazines*, *Newspapers*, the *Radio*, and *Billboards* and *Websites*. Please include targeted audience.

Magazine Ads		
Ad Listing	Distribution Range	Targeted Audience

Newspaper Ads		
Ad Listing	Distribution Range	Targeted Audience

Television Ads		
Ad Listing	Distribution Range	Targeted Audience

Radio Ads		
Ad Listing	Distribution Range	Targeted Audience
93.1 The Lake	Irmo, Chapin, Ballentine, White Rock	Visitors, Tourists

Billboard Ads		
Ad Listing	Distribution Range	Targeted Audience
Taste of Chapin - GRACE OUTDOOR	25,000 views per day	Residents, Visitors, and Tourists
Holiday Open House - GRACE OUTDOOR	10,000 views	Residents, Visitors, and Tourists

Website Ads (other than primary website)		
Ad Listing	Distribution Range	Targeted Audience
Facebook Boosted Ads - Holiday Open House, Golf Tournament, Taste of Chapin	100,000 +	Residents, Members, Visitors, Tourists, Golfers, Foodies

Other Ads		
Ad Listing	Distribution Range	Targeted Audience

ATTACHMENT B

ITEM #15 – PROJECT / EVENT BUDGET

Provide a detailed list of what the funds will be used for and the estimated amount for each item (i.e. brochures - $1,500, etc.)

Item	Estimated Amount
Advertising: Billboards, Promotion, Radio Ads for: Taste of Chapin Holiday Open House Spring Golf Tournament Fall Golf Tournament Labor Day Festival	$20,000
Directory/Mailings	$5,000

Total	

ATTACHMENT C

ITEM #17 – PROJECT / EVENT DESCRIPTION

Please complete the following information that is required by the Tourism Expenditure Review Committee to be sure that the Project/Event is in accordance to Section 6-4-10 of the S.C. Code of Laws.

a. General Project/Event Description:

Advertising and Promotion for:
Taste of Chapin
Labor Day Festival
Holiday Open House
Spring Golf Tournament
Fall Golf Tournament

b. Benefits that the Project/Event will serve toward promoting tourism and the benefits to the Community of Lexington County.

The benefits of advertising and promotion of these events in our community will attract guests from outside of the Greater Chapin area. When they show up for the Taste of Chapin, our hope is that they will shop at our boutiques and specialty shops. The same goes for the promotion of the Holiday Open House. When visitors come to shop at our stores, they are more likely to stay in Chapin/Lexington Co. to eat. Our goal is to make them come back to Chapin/Lexington Co. when there isn't an event, and to come back and eat and shop local with us.

c. Total attendance to the Project/Event versus the number of total tourists in attendance.

125,000 vs 100,000

d. Economic impact generated by tourism towards the Project/Event.

$750,000 - $1M

e. Overall description of how the Project/Event attracts and promotes tourists to the area and specifically how the Accommodations Tax Funds were used to accomplish this.

The advertising through billboards, radio ads, brochures, and digital marketing will attract tourists to our area. The ATAX funds we receive will greatly help us reach those people and bring them to Lexington Co.

f. Additional Comments.

COUNTY OF LEXINGTON

ACCOMMODATIONS TAX FUND
EXPENDITURES
FY 2022/23

Organization Name: The Greater Chapin Chamber of Commerce and Visitors Center

List of Expenditures	Actual FY 2020/21	Current FY 2021/22	Estimated FY 2022/23
Accountant	449.40	815.45	1000
Advertising/Marketing	787.03	1567.12	2500
Scholarship	500.00	1000.00	2000
Conferences/Meetings	1084.25	0	4000
Dues and Subscriptions	3815.76	4689.11	5000
Events: Golf, Taste of Chapin, Labor Day, Silent Auction, Gala	6000		25000
Insurance	968.25	2542.75	3000
Member Service Expenses	599.92	2425.06	2500
Office Supplies	2946.44	3545.23	3500
Payroll Expenses	60301.14	58980.55	80000
Repairs	6094.02	9148.37	4000
Staff Expenses	1768.68	3340.01	3500
Utilities	6338.50	7168.06	7250
Board Meetings	1389.29	0	1000

Total	93042.68	95221.71	142250

COUNTY OF LEXINGTON

ACCOMMODATIONS TAX FUND
FUNDING SOURCES
FY 2022/23

Organization Name: The Greater Chapin Chamber of Commerce and Visitors Center

List of Funding Sources	Actual FY 2020/21	Current FY 2021/22	Estimated FY 2022/23
Events	19975.62	42066.90	50000
Visitors Center Rental	275.00	250.00	250.00
ATAX Grant - Lexington Co.	10000	6500	12500
Membership Dues & Sponsorships	87595.42	125863.41	130000
Member Meetings	3051.01	500.00	1000
LED Sign Rental	5500	3975	5500
Total	117397.05	179155.31	199,250

COUNTY OF LEXINGTON

ACCOMMODATIONS TAX FUND APPLICATION FY 2022/23

1. Name of Project/Event:

2022-2023 Regional Sports Marketing Campaign

2. Type of Organization (please select one):

☐	County
☐	Municipal
✓	Non-Profit Organization
☐	Community Service Club, Church, etc.
☐	501(c) 3
☐	Other

3. Sponsoring Organization

Name of Organization:	Experience Columbia SC Sports
Mailing Address:	1010 Lincoln St., Columbia, SC 29201

4. Director of Project/Event

Name & Title:	S. Scott Powers
Contact Number(s):	803-545-0009
Email:	spowers@experiencecolumbiasc.com

5. Project/Event Website Address:

www.columbiascsports.com

6. Project/Event Category (*check one*):

✓	Tourism – Advertising / Promotion *(see #10 for advertising/promotion sources)*
☐	Tourism Related Expenditures

7. Project/Event Timeline

Beginning Date:	July 1, 2022
End Date:	June 30, 2023

8. Location of Project/Event:

Midlands region (all of Lexington & Richland Counties)

9. Number of Employees

Full-time:	2
Part-time:	0

10. Do you advertise outside of a 50-mile radius?

✓ Yes ☐ No

If you answered yes, *please check all that apply for advertising sources outside of Lexington County, and include the total number of each distributed.*

	Type of Ad	Total # Distributed	Range of Ad	For Ad Listings
☐	Rack Cards			Complete ***Attachment A*** for Listing Details for Ads used in *Magazines, Newspapers, the Radio, and Billboards and Websites.* Please include targeted audience.
☐	Brochures			
☐	Posters			
✓	*Magazine Ads*	8	National readership	
☐	*Newspaper Ads*			
✓	*Radio Ads*	240	Midlands/state-wide/Internet	
☐	*Billboard Ads*			
✓	*Websites (other than primary)*	6	National	
✓	*Other*	10	State-wide television	

11. Number of Project/Event Attendance:

Expected Number:	120,000
Of this number, how many are tourists?	48,000

Tourists - "People taking trips outside of their home communities for any purpose, except daily commuting to and from work." [SC Code of Laws, Chapter 6, Section 6-4-5 (4)]

12. List the methods used to track tourists:

Select Methods Used:	
✓	Webpage Inquiries
	Phone Call Inquiries
	Brochure Mailings
	Event Ticket Sales
✓	Event Registration
✓	Hotel Sales
	License Plates
	Surveys
	Other

Provide the Estimated Numbers:	
Inquiries per month:	6
Phone calls per month:	
Brochures mailed per month:	
Tickets sold per event:	
Registrants per event:	487
Sales per event / per month:	560
Count per event:	
Responses per survey:	

13. *Must Complete* - County accommodations funds are generated from the hotels in the unincorporated areas of the County. Please list the hotels and number of rooms and nights you have used or plan to use for your Project/Event located in the unincorporated areas of Lexington County only:

Hotel Name & Location	Number of Rooms	Number of Nights
Doubletree Hotel	800	10
Courtyard by Marriott Caye	100	6
Aloft Harbison	100	6
Tru Harbison	100	6

14. Please indicate that you have read: Chapter 6, Sections 6-4-5 (4) and 6-4-10, SC Code of Laws, 1976?

✓ Yes ☐ No

15. Project/Event Budget: Request for funds must meet the requirements of Chapter 6, Section 6-4-10, SC Code of Laws, 1976, as amended.

a. Estimated Total Cost of Project/Event:	$ 25,000
b. Amount of Accommodations Funds Requested for this Project/Event:	$ 25,000
c. This Request Equals What Percent of the Total Project/Event Budget:	16 %
d. Use ***Attachment B*** and provide a detailed list of what the funds will be used for and the estimated amount for each item (i.e. brochures - $1,500, etc.)	Use ***Attachment B*** to complete.

16. Has your Project/Event or Organization previously received Accommodations Tax Funds?

☑ Yes ☐ No

If you answered yes, *please answer items a-e below.*

a. Year(s):	2016-2022
b. Amount(s):	$10,000 - $10,000 - $10,000 - $21,024 - $15,996 - $22,500 - $10,000
c. Source(s):	Lexington County Accommodations Tax
d. Purpose(s)	Regional Sports Marketing Campaign
e. For each award year, did you expend 100% of the ATAX funds you received?	☑ Yes ☐ No *If you **answered no**, please explain:*

17. Project Description – Please use *Attachment C* to complete the following information that is required by the *Tourism Expenditure Review Committee* to be sure that the Project/Event is in accordance to Section 6-4-10 of the S.C. Code of Laws.

a. General Project/Event Description	*Please use **Attachment C** to complete answers a-f.*
b. Benefits that the Project/Event will serve toward promoting tourism and the benefits to the Community of Lexington County.	
c. Total attendance to the Project/Event versus the number of total tourists in attendance.	
d. Economic impact generated by tourism towards the Project/Event.	
e. Overall description of how the Project/Event attracts and promotes tourists to the area and specifically how the Accommodations Tax Funds were used to accomplish this.	
f. Additional Comments.	

PLEASE NOTE: APPLICANT AND/OR REPRESENTATIVES MUST BE PRESENT DURING REVIEW PROCESS BY THE ACCOMMODATIONS TAX ADVISORY BOARD IN ORDER TO BE CONSIDERED FOR FUNDING.

Signature of Project/Event Director:

S. Scott Powers
Print Name

Executive Director
Title

Scott Powers
Signature

1-4-22
Date

ATTACHMENT A
ITEM #10 – ADVERTISEMENTS

Please provide the information below for Ads used in *Magazines*, *Newspapers*, the *Radio*, and *Billboards* and *Websites*. Please include targeted audience.

Magazine Ads		
Ad Listing	Distribution Range	Targeted Audience
Sports Events Magazine	National	Sports Events Rights Holders
Sports Destination Management	National	Sports Events Rights Holders
The Sports Planning Guide	National	Sports Events Rights Holders
SportsTravel Magazine	National	Sports Events Rights Holders

Newspaper Ads		
Ad Listing	Distribution Range	Targeted Audience
N/A		

Television Ads		
Ad Listing	Distribution Range	Targeted Audience
SC High School Football State Finals	State-wide + streaming nationwide	Families and fans of high school football

Radio Ads		
Ad Listing	Distribution Range	Targeted Audience
SportsTalk	State-wide + Internet	Gamecock fans coming to Columbia for football games
Talking Sports	Midlands + Internet	Gamecock fans coming to Columbia for football games

Billboard Ads		
Ad Listing	Distribution Range	Targeted Audience
N/A		

Website Ads (other than primary website)		
Ad Listing	Distribution Range	Targeted Audience
www.sportsdestinations.com	Worldwide	Sports Events Rights Holders
www.sportseventsmagazine.com	Worldwide	Sports Events Rights Holders
www.sportsplanningguide.com	Worldwide	Sports Events Rights Holders

Other Ads		
Ad Listing	Distribution Range	Targeted Audience
N/A		

ATTACHMENT B

ITEM #15 – PROJECT / EVENT BUDGET

Provide a detailed list of what the funds will be used for and the estimated amount for each item (i.e. brochures - $1,500, etc.)

Item	Estimated Amount
Sports Events Print & Digital	5000
Sports Destination Management Print & Digital	4000
Sports Planning Guide Print & Digital	3000
SportsTravel Print & Digital	3000
SportsTalk Radio	2000
Talking Sports Radio	2000
Sports Trade Show Attendance	6000
Total	25000

ATTACHMENT C
ITEM #17 – PROJECT / EVENT DESCRIPTION

Please complete the following information that is required by the Tourism Expenditure Review Committee to be sure that the Project/Event is in accordance to Section 6-4-10 of the S.C. Code of Laws.

a. General Project/Event Description:

Experience Columbia SC Sports is committed to serving as the central clearinghouse for information regarding the sponsorship, promotion and hosting of sporting events, facilities and associations in Lexington and Richland Counties as well as the City of Columbia.

The mission of the Experience Columbia SC Sports is to strengthen the area's economy by marketing and selling the Columbia, SC region (City of Columbia, Lexington County, Richland County) as a premier destination for sporting events, partnering with local sports organizations to grow and develop existing events, and by recruiting new events which provide an economic benefit to the region by generating room nights, food and beverage sales, and associated tax revenues.

We have been successful in attracting new and unique sporting events to the region since our inception in 2002 using limited funds. Added funding is needed to enhance our current sales and marketing efforts used to recruit regional and national sports events to our community. The 2022-2023 Regional Sports Marketing Campaign supports our goal by directly marketing to events rights holders and sports governing bodies through tradeshow participation, direct mail of collateral pieces and advertising in several national trade publications. This direct marketing effort creates awareness and communicates the advantages of our community's sports products and facilities; allowing us to recruit more events, resulting in increased room nights for our area hotel properties and economic benefit for our entire region.

b. Benefits that the Project/Event will serve toward promoting tourism and the benefits to the Community of Lexington County.

Spectators, athletes and their support groups all utilize the same services used by other kinds of tourists: accommodations, transport services, food and beverage services, retail businesses and attractions. However, sports events have the ability to spread the use of these services into off-peak periods, such as the summer and winter months, when occupancy rates and consumer consumptions tend to go down. Since Experience Columbia SC Sports was established and started receiving funding from Lexington County, Richland County and the City of Columbia; we have discovered new events that had never considered our community for their activities or events. Events like recruiting NXT Events to host their South Carolina Shootout Lacrosse Championships at the Fields at Saluda Shoals Complex or winning bids to host events like the US Quidditch National Cup & Southeast Regionals or the US Boomerang Nationals.

The staging of sports events has the potential to raise the profile of the community through the coverage of the event. The marketing of these events also presents many opportunities for the community to showcase its assets and attractions on a regional & national level to other potential visitors and investors. Events enhance the quality of life for local residents by providing year-round recreational alternatives but can also be used as a tool for economic and other development purposes. As events attract more visitors to the community, the market demand for lodging, restaurants, retail stores and entertainment venues also increases. The economic impact of playing host to these sporting events is endless and benefits the community by showing our region as a destination for hosting successful regional and nation events.

c. Total attendance to the Project/Event versus the number of total tourists in attendance.

Experience Columbia SC Sports tracks the number of hotel room nights for each of our events. Due to continued COVID-19 issues, our goal is to book or assist with booking 6,000 contracted hotel room nights to the region during FY 2022-23 from sporting events. 6,000 room nights / 2.0 nights x 3.0 tourists per room = 9,000 overnight tourists in FY2022-22. Based on our research (ticket sales, event owner surveys, event registrations) with our events, an additional estimated 23,000 out-of-town tourists drive in and do not stay in hotels rooms. We are projecting 80,000 total attendance for FY2022-2023, of which 32,000 (40%) are tourists.

d. Economic impact generated by tourism towards the Project/Event.

Our goal of 6,000 contracted room nights along with our projection of 23,000 non-overnight tourists, we estimate we will generate an estimated economic impact of $6,000,000 in 2022-23. Our direct economic impact in FY20-21 was $3,883,966 (even after losing events to the pandemic). Sports tourism was the only segment of the tourism industry that continued to generate room night throughout this year.

e. Overall description of how the Project/Event attracts and promotes tourists to the area and specifically how the Accommodations Tax Funds were used to accomplish this.

We use Lexington County Accommodations Tax funds to specifically market directly to national, regional or state-wide sporting event owners or national governing bodies (I.E. USA Boxing, NCAA, AAU, etc.) that control where certain major sporting events are held. We promote the region and our sports facilities as potential hosts to these decision makers. We target them with attractive ads in sports-travel industry publications, we meet with them in person at national trade shows and we send out promotional materials, visitor guides and facility guides that showcase our hotels, sports facilities, restaurants, attractions, etc. We use the accommodations tax funds to purchase advertising space, create promotional materials and travel to national trade shows.

f. Additional Comments.

In FY2020-21, we estimate our sales efforts booked or assisted 34 sports events that contracted 6,419 hotel room nights, attracting 29,603 tourists and generating an estimated economic impact of $3,883,966. A great return on Lexington County's investment!

COUNTY OF LEXINGTON

ACCOMMODATIONS TAX FUND
FUNDING SOURCES
FY 2022/23

Organization Name: Experience Columbia SC Sports

List of Funding Sources	Actual FY 2020/21	Current FY 2021/22	Estimated FY 2022/23
Lexington County Accommodations Tax	18000	10000	25000
Richland County Accommodations Tax	15000	20000	20000
Town of Lexington Accommodations Tax	5000	0	0
Richland County Hospitality Tax	13233	10833	5000
City of Columbia Hospitality Tax	0	25000	25000
Destination Marketing Fund	252000	400000	400000
SC PRT STAR Grant	45000	36000	30000
	$348,233	$501,833	$505,000
Total	[redacted]	[redacted]	[redacted]

COUNTY OF LEXINGTON

ACCOMMODATIONS TAX FUND
EXPENDITURES
FY 2022/23

Organization Name: Experience Columbia SC Sports

List of Expenditures	Actual FY 2020/21	Current FY 2021/22	Estimated FY 2022/23
Administrative (personnel, telephone, office supplies, etc)	166534	223706	225000
Trade Show registration, travel, client recruitment	131733	173088	190000
Marketing & advertising (print, digital, radio, TV, etc)	17240	76539	90000
	$315,507	$473,333	$505,000
Total	[redacted]	[redacted]	[redacted]

IRMO CHAPIN RECREATION COMMISSION

Commissioners
William H. Harmon, Chairman
Gary A. Boyd, Vice Chairman
Akil E. Ross, Secretary
Laura H. Huggins
Michael C. Cromer

Executive Director
Mark A. Smyers

ICRC Administration
5605 Bush River Road
Columbia, SC 29212
(803) 772-1228

Crooked Creek Park
1098 Old Lexington Hwy.
Chapin, SC 29036
(803) 345-6181

Melvin Park
370 A Eptings Camp Road
Chapin, SC 29036
(803) 345-8113

Michael J. & Mary Meech Mungo Park
2121 Lake Murray Blvd.
Columbia, SC 29212
(803) 772-3336

Saluda Shoals Park
5605 Bush River Road
Columbia, SC 29212
(803) 772-1228

Seven Oaks Park
200 Leisure Lane
Columbia, SC 29210
(803) 772-3336

January 5, 2022

Ms. Brittany M. Shumpert
Assistant Clerk of Council
Lexington County Council
212 South Lake Dr., Ste.601
Lexington, SC 29072

Dear Ms. Shumpert,

On behalf of the Irmo Chapin Recreation Commission, we would like to submit this application for the 2022-2023 Accommodations Tax Fund. This submission requests funding for tourism related expenditures for the ***ICRC Sports Tourism*** program.

We are very grateful for the past support we have received and appreciate your consideration of this request. Please contact me at (803) 213-2006 or msmyers@icrc.net if you have any questions or need additional information.

Sincerely,

Mark A. Smyers
Executive Director

COUNTY OF LEXINGTON
ACCOMMODATIONS TAX FUND APPLICATION FY 2022/23

1. Name of Project/Event:

Irmo Chapin Recreation Commission Sports Tourism

2. Type of Organization (please select one):

☐	County
☐	Municipal
☐	Non-Profit Organization
☐	Community Service Club, Church, etc.
☐	501(c) 3
✓	Other Special Purpose District

3. Sponsoring Organization

Name of Organization:	Irmo Chapin Recreation Commission
Mailing Address:	5605 Bush River Road Columbia, SC 29212

4. Director of Project/Event

Name & Title:	Mark A. Smyers, Executive Director
Contact Number(s):	803.772.1228
Email:	msmyers@icrc.net

5. Project/Event Website Address:

www.icrc.net

6. Project/Event Category (*check one*):

✓	Tourism – Advertising / Promotion *(see #10 for advertising/promotion sources)*
☐	Tourism Related Expenditures

7. Project/Event Timeline

Beginning Date:	July 1, 2022
End Date:	June 30, 2023

8. Location of Project/Event:

Crooked Creek Park, Melvin Park, Mungo Park, Saluda Shoals Park, Seven Oaks Park

9. Number of Employees

Full-time:	68
Part-time:	160

10. Do you advertise outside of a 50-mile radius?

☑ Yes ☐ No

If you answered yes, *please check all that apply for advertising sources outside of Lexington County, and include the total number of each distributed.*

	Type of Ad	Total # Distributed	Range of Ad	For Ad Listings
☐	Rack Cards			Complete ***Attachment A*** for Listing Details for Ads used in *Magazines, Newspapers, the Radio, and Billboards and Websites.* Please include targeted audience.
☑	Brochures	500	Nationwide	
☐	Posters			
☑	*Magazine Ads*	10	Nationwide	
☐	*Newspaper Ads*			
☐	*Radio Ads*			
☑	*Billboard Ads*	4	Regional	
☑	*Websites (other than primary)*	5	Nationwide	
☑	*Other*	Trade Shows (3)	Nationwide	

11. Number of Project/Event Attendance:

Expected Number:	147,075
Of this number, how many are tourists?	30,886

Tourists - "People taking trips outside of their home communities for any purpose, except daily commuting to and from work." [SC Code of Laws, Chapter 6, Section 6-4-5 (4)]

12. List the methods used to track tourists:

Select Methods Used:	
✓	Webpage Inquiries
✓	Phone Call Inquiries
✓	Brochure Mailings
	Event Ticket Sales
✓	Event Registration
	Hotel Sales
	License Plates
	Surveys
	Other

Provide the Estimated Numbers:	
Inquiries per month:	10
Phone calls per month:	20
Brochures mailed per month:	10
Tickets sold per event:	
Registrants per event:	850
Sales per event / per month:	
Count per event:	
Responses per survey:	

13. *Must Complete* - County accommodations funds are generated from the hotels in the unincorporated areas of the County. Please list the hotels and number of rooms and nights you have used or plan to use for your Project/Event located in the unincorporated areas of Lexington County only:

Hotel Name & Location	Number of Rooms	Number of Nights
Baymont by Windham Northwest	25	500
DoubleTree by Hilton	50	1000
Wingate by Windham	10	250
Country Inn & Suites	10	250

14. Please indicate that you have read: Chapter 6, Sections 6-4-5 (4) and 6-4-10, SC Code of Laws, 1976?

✓ Yes ☐ No

15. Project/Event Budget: Request for funds must meet the requirements of Chapter 6, Section 6-4-10, SC Code of Laws, 1976, as amended.

a. Estimated Total Cost of Project/Event:	$ 201,840
b. Amount of Accommodations Funds Requested for this Project/Event:	$ 30,000
c. This Request Equals What Percent of the Total Project/Event Budget:	15 %
d. Use ***Attachment B*** and provide a detailed list of what the funds will be used for and the estimated amount for each item (i.e. brochures - $1,500, etc.)	Use ***Attachment B*** to complete.

16. Has your Project/Event or Organization previously received Accommodations Tax Funds?

☑ Yes ☐ No

If you answered yes, please answer items a-e below.

a. Year(s):	FY 2022
b. Amount(s):	$10,000
c. Source(s):	Lexington County A Tax
d. Purpose(s)	ICRC Sports Tourism
e. For each award year, did you expend 100% of the ATAX funds you received?	☑ Yes ☐ No *If you **answered no**, please explain:*

17. Project Description – Please use *Attachment C* to complete the following information that is required by the *Tourism Expenditure Review Committee* to be sure that the Project/Event is in accordance to Section 6-4-10 of the S.C. Code of Laws.

a. General Project/Event Description	*Please use **Attachment C** to complete answers a-f.*
b. Benefits that the Project/Event will serve toward promoting tourism and the benefits to the Community of Lexington County.	
c. Total attendance to the Project/Event versus the number of total tourists in attendance.	
d. Economic impact generated by tourism towards the Project/Event.	
e. Overall description of how the Project/Event attracts and promotes tourists to the area and specifically how the Accommodations Tax Funds were used to accomplish this.	
f. Additional Comments.	

PLEASE NOTE: APPLICANT AND/OR REPRESENTATIVES MUST BE PRESENT DURING REVIEW PROCESS BY THE ACCOMMODATIONS TAX ADVISORY BOARD IN ORDER TO BE CONSIDERED FOR FUNDING.

Signature of Project/Event Director:

Mark A. Smyers
Print Name

Executive Director
Title

Signature

1/5/2022
Date

ATTACHMENT A
ITEM #10 – ADVERTISEMENTS

Please provide the information below for Ads used in *Magazines*, *Newspapers*, the *Radio*, and *Billboards* and *Websites*. Please include targeted audience.

Magazine Ads		
Ad Listing	Distribution Range	Targeted Audience
Sports Events Magazine	Nationwide	Sports Event Owners
Sports Planning Guide	Nationwide	Sports Event Owners
Sports Destination Management	Nationwide	Sports Event Owners

Newspaper Ads		
Ad Listing	Distribution Range	Targeted Audience

Television Ads		
Ad Listing	Distribution Range	Targeted Audience

Radio Ads		
Ad Listing	Distribution Range	Targeted Audience

Billboard Ads		
Ad Listing	Distribution Range	Targeted Audience
Nike Palmetto Cup	Regional	Soccer Spectators
US Quidditch South Regional	Regional	Quidditch Spectators

Website Ads (other than primary website)		
Ad Listing	Distribution Range	Targeted Audience
Sports Event Magazine	Nationwide	Sports Event Owners
Sports Planning Guide	Nationwide	Sports Event Owners
Sports Destination Management	Nationwide	Sports Event Owner
Top Gun Sports	Regional	Baseball/Softball Teams & Spectators
Gameday Sports	Regional	Baseball/Softball Teams & Spectators

Other Ads		
Ad Listing	Distribution Range	Targeted Audience
TEAMS Trade Show	Nationwide	Sports Event Owners
SPORTS Relationship Conference	Nationwide	Sports Event Owners
CONNECT Sports Trade Show	Nationwide	Sports Event Owners

ATTACHMENT B

ITEM #15 – PROJECT / EVENT BUDGET

Provide a detailed list of what the funds will be used for and the estimated amount for each item (i.e. brochures - $1,500, etc.)

Item	Estimated Amount
Tournament Bids	$10,000
Print Advertising	$7,500
Digital Advertising	$6,000
Trade Show Advertising	$6,500
Total	$30,000

ATTACHMENT C
ITEM #17 – PROJECT / EVENT DESCRIPTION

Please complete the following information that is required by the Tourism Expenditure Review Committee to be sure that the Project/Event is in accordance to Section 6-4-10 of the S.C. Code of Laws.

a. General Project/Event Description:

The Irmo Chapin Recreation Commission (ICRC), established in 1969, exists to enhance the quality of life for people in the Midlands through the development of recreation programs that promote a lifestyle of wellness, physical activities and cultural experiences for all ages. ICRC has earned a reputation for program and facility excellence that has attracted participants from throughout the Midlands and across the State. Our well-maintained, five-park system is built to support modern competition and rewards fans with a fun, memorable getaway in an amenity-packed area.
With athletic venues at Crooked Creek Park (Chapin), Melvin Park (Chapin), Mungo Park (St. Andrews Area) Saluda Shoals Park (St. Andrews area), and Seven Oaks Park (St. Andrews area). ICRC will be able to host a minimum of 60 sporting events in the 2022-23 year. Tournaments and events include:
- Travel Baseball/Softball Tournaments (40 tournaments)
- 20 additional sporting events (races, runs, lacrosse, rugby, soccer, quidditch)

b. Benefits that the Project/Event will serve toward promoting tourism and the benefits to the Community of Lexington County.

In 2022-2023, ICRC plans to host a minimum of 60 sporting events at ICRC facilities in Lexington County. These events will bring an estimated 147,075 people to Lexington County from throughout SC and the United States. The events planned through June 2023 are 40 baseball baseball/softball events and 20 events that include lacrosse, runs, and non-traditional sporting events.

These sporting events also impact Lexington County by building community commitment, creating jobs and promoting other tourist attractions in the Midlands including Lake Murray, Riverbanks Zoo, area museums and historic sites. Clusters of recreational facilities and attractions offer a critical mass that is not present when facilities are widely scattered. As this critical mass becomes greater, people will travel from a wider geographical area to visit them, visitors will stay longer in the area, and they will spend more dollars.

c. Total attendance to the Project/Event versus the number of total tourists in attendance.

Total Attendance: 147,075
Overnight Tourist: 19,120 (13%)
Day Tourist: 11,766 (8%)
(Based on 21% from outside the 50 miles radius 30,886)

d. Economic impact generated by tourism towards the Project/Event.

Total Economic Impact: $4,660,860
Overnight & Day Tourist Economic Impact: $978,781

(Note: Information was determined using the DMAI Event Impact Calendar in partnership with the Columbia Regional Sports Council.)

e. Overall description of how the Project/Event attracts and promotes tourists to the area and specifically how the Accommodations Tax Funds were used to accomplish this.

Funds will be used to market, advertise and create tournament packages including Rights Fees promoting ICRC tournament facilities and Lexington County amenities. Ads will be placed in national sports publications and on websites. Staff will promote facilities at national trade show events and in one-on-one meetings. A brochure highlighting the region and ICRC sports facilities will be distributed at trade shows. Tournament packages will be developed targeting national, regional and statewide sporting event planners.

f. Additional Comments.

ICRC is excited to expand into the sports tourism market and further contribute to the growth of tourism in Lexington County. Funding from the Lexington County Accommodations Tax will help us develop new markets, engage new partners and bring exciting new events to Lexington County.

COUNTY OF LEXINGTON

ACCOMMODATIONS TAX FUND
EXPENDITURES
FY 2022/23

Organization Name: Irmo Chapin Recreation Commission

List of Expenditures	Actual FY 2020/21	Current FY 2021/22	Estimated FY 2022/23
Part Time Expense	$22,245	$7,369	$29,242
Tournament Bids	$0	$0	$10,000
Marketing	$22,589	$3,000	$20,000
Maintenance/Utilities	$32,400	$11,880	$31,680
Total	$77,234	$22,249	$90,922

COUNTY OF LEXINGTON

ACCOMMODATIONS TAX FUND
FUNDING SOURCES
FY 2022/23

Organization Name: Irmo Chapin Recreation Commission

List of Funding Sources	Actual FY 2020/21	Current FY 2021/22	Estimated FY 2022/23
Accommodations Tax	$22,500	$10,000	$30,000
Admissions	$70,300	$25,575	$76,500
Facility Rental/Registration	$39,151	$16,500	$50,190
Concessions	$36,221	$8,674	$23,250
Special Events	$10,760	$5,500	$21,900
Total	$178,932	$66,249	$201,840

IRMO CHAPIN RECREATION COMMISSION
Finance

Commission Brief
Preliminary Financial Report
September-21

GENERAL FUND

	YTD September-21	FY 2021 Budget	Difference (Budget - YTD)	% of Budget	YTD Sep-20
Revenue	$311,367	$6,946,986	$6,635,619	4.48%	$206,031
Expenditures	$1,390,812	$6,946,986	$5,556,174	20.02%	$1,140,438

SPECIAL REVENUE FUND

	YTD Sep-21	FY 2021 Budget	Difference (Budget - YTD)	% of Budget	YTD Sep-20
Revenue	$1,139,925	$5,578,507	$4,438,582	20.43%	$575,615
Expenditures	$904,918	$5,578,507	$4,673,589	16.22%	$451,803

CASH BALANCE

	Operating	Special Revenue	Tot - (Operating & Special Revenue)	Capital	Greenway Project*
Cash Balance	$2,165,413	$652,491	$2,817,904	$2,974,640	$1,502,025

* Part of the Capital amount

GRANTS

Grants Project	Amount Budgeted	Agency Match	Total Project	Amount Received
CDBG – Van	$36,062	$5,325	$41,387	$0
DOT	$38,203	$9,551	$47,754	$0
LWCF	$125,000	$125,000	$250,000	$0
LWCF – SSF Match	$25,000	$0	$25,000	$40,682
PARD	$34,093	$8,523	$42,616	$0
Accommodations Tax	$30,000	$0	$30,000	$22,500
CDBG – TR Grant	$78,412	$10,409	$88,821	$34,353
Older Americans Act	$235,000	$0	$235,000	$210,689
Saluda Shoals Foundation	$10,800	$0	$10,800	$10,800
CDBD – Athletics	$20,000	$0	$20,000	$20,000
CDBD – COVID 19 - Unbudgeted	$149,000	$0	$149,000	$77,384
Totals	$781,570	$158,808	$940,378	$416,407

MONTHLY CASH RECONCILIATION

	FC - Operating	FC - Payroll	FC - Bond Ops	FC - Bond Fund	TD - Operating
BEG. Balance	$2,953,812	$0	$784,812	$2,203,529	$472,889
Debits	$430,058	$372,087	$0	$272	$11,638
Credits	$776,851	$371,284	$13,973	$0	$18,914
END Balance	$2,607,020	$803	$770,839	$2,203,801	**$465,613**

Respectfully Submitted,

Alfred Comfort III
Finance Director

Reviewed by,

Mark Smyers
Executive Director

County of Lexington
Accommodations Tax Fund
FY 2020/21 FINAL REPORT
(SUBMIT BY END OF FISCAL YEAR WITH FINAL INVOICE)

I. PROJECT INFORMATION:

Organization Name: Irmo Chapin Recreation Commission

Project/Event Name: ICRC Sports Tourism

Contact Name: Mark Smyers Phone: 803.772.1228

II. PROJECT COMPLETION:

Were you able to complete the project/event as stated in your original application?

If no, state any problems you encountered: Yes

III. PROJECT SUCCESS:

Please share any additional comments regarding the project (e.g., lessons learned, successes, problems encountered, etc.):

Began COVID 19 Recovery - ICRC saw an increased number of smaller events with higher attendance levels. With no large scale events, ICRC saw a decrease in revenues.

IV. PROJECT ATTENDANCE:

Record numbers in table below as requested by the Tourism Expenditure Review Committee. Numbers are to reflect attendance and funds received for projects for current and previous years.

	FY 2020/21 Current Year	FY 2019/20 Previous Year
Total Budget of Event/Project	$168,446	$146,687
Amount Funded by Lexington County Accommodations Tax Funds	$22,500	$19,996
Amount Funded by Accommodations Tax Funds from all sources	0	0
Total Attendance	113,231	63,432
Total Tourists*	23,779	13,321

**Tourists are generally defined as those who travel 50 miles or more to attend.*

V. METHODS:

Please describe the methods used to capture the attendance data listed above (license plates, surveys, etc.):

Surveys, Facility Rental Data, Hotel Reservation Reports

VI. PROJECT BUDGET:

Attach a report indicating what project expenses were paid for using the Lexington County Accommodations Tax Funds for the fiscal year.

VII. ORGANIZATION SIGNATURE:

Provide signature of official with the organization verifying accuracy of above statements.

Mark Smyers
Print Name

Executive Director
Title

Signature

6/25/2021
Date

Accommodations Tax Fund FY 20-21 Final Report - "ICRC Sports Tourism

Expenditures			Due Date	
Sports Events Ad #1	$2,550.50		Jan. 2021	
SCSA Annual Dues	$500.00		Oct. 2020	
Sports Destination MGMT Ad #1	$2,000.00		March 2021	
Columbia Regional Ad - Madden Media	$2,500.00		Jan. 2021	
Sports Events Ad #2	$2,500.00		May 2021	
Sports Panning Guide Ad	$1,895.00		April 2021	
Sports Destination MGMT Ad #2	$2,000.00		May 2021	
Sports Destination MGMT Ad #3	$2,000.00		June 2021	
Silipint	$644.30		June 2021	
Splash OmniMedia Showcase Video	$6,000.00		June 2021	
Total	**$22,589.80**			

GREATER IRMO
CHAMBER OF COMMERCE

1235 Columbia Avenue, Irmo, South Carolina 29063 | T: (803) 749 9355 | CEO@GreaterIrmoChamber.com

January 4, 2022

Lexington County Council
212 South Lake Drive, Suite 601
Lexington, South Carolina 29072

RE: Accommodations Tax Request from the Greater Irmo Chamber of Commerce

Thank you for the opportunity once again to request Accommodations Tax funding for the fiscal year 2022-2023. The Greater Irmo Chamber of Commerce is pleased to operate the Greater Irmo Welcome and Visitor's Center to promote the Greater Irmo area and Lexington County. We have greatly enhanced our Visitor's Center after a renovation of our Chamber House in 2021. Additionally, we have rebranded the Chamber and we have launched a brand new website, enhanced our social media and our staff is dedicated to continuing the promotion of the Greater Irmo area and Lexington County as an attractive place to visit, raise families and do business.

Enclosed you will find our completed application with all the necessary documentation as requested. I look forward to meeting with you soon and I thank you for your continued support for our Accommodations Tax funding request. I hope each and every one of you have a prosperous New Year!

Sincerely,

Kerry Powers
President & CEO
Greater Irmo Chamber of Commerce

JOE WILSON
2ND DISTRICT, SOUTH CAROLINA

ASSISTANT MINORITY WHIP

COMMITTEE:
FOREIGN AFFAIRS
RANKING MEMBER: MIDDLE EAST, NORTH AFRICA, & INTERNATIONAL TERRORISM
ARMED SERVICES
EDUCATION & LABOR

Congress of the United States
House of Representatives

COUNTIES:
AIKEN
BARNWELL
LEXINGTON
ORANGEBURG*
RICHLAND*
(*PARTS OF)

January 4, 2022

Lexington County Council
212 South Lake Drive, Suite 601
Lexington, South Carolina 29072

Dear Council:

It has come to my attention that the Greater Irmo Chamber of Commerce has recently applied for the County of Lexington Accommodations Tax Fund for the fiscal year 2022-2023 for the Visitor's Center aimed at elevating the status of the Irmo community for tourism. As a former board member of the Greater Irmo Chamber of Commerce, I would like to request that you give the Chamber's request your full consideration.

It is my understanding that the Greater Irmo Chamber of Commerce and Visitor's Center has a proactive program in place that would greatly enhance its ability to attract tourism to the community, which would benefit Lexington County as a whole. Thank you for your consideration.

It is an honor to serve the people of the Second Congressional District of South Carolina.

If I may ever be of assistance please do not hesitate to contact me.

Sincerely,

Joe Wilson

Joe Wilson
Member of Congress

JW/jg

MIDLANDS OFFICE:
1700 SUNSET BLVD. (US 378), SUITE 1
WEST COLUMBIA, SC 29169
(803) 939-0041
FAX: (803) 939-0078

1436 LONGWORTH HOUSE OFFICE BUILDING
WASHINGTON, DC 20515-4002
(202) 225-2452
FAX: (202) 225-2455
www.joewilson.house.gov

AIKEN OFFICE:
1930 UNIVERSITY PARKWAY, SUITE 1600
AIKEN, SC 29801
(803) 642-6416
FAX: (803) 642-6418

RONNIE CROMER
SENATORIAL DISTRICT NO. 18

HOME ADDRESS:
P.O. BOX 378
PROSPERITY, SC 29127
TELEPHONE: (803) 364-3950

OFFICE ADDRESS:
P. O. BOX 142
410 GRESSETTE BUILDING
COLUMBIA, SC 29202
TELEPHONE (803) 212-6240
FAX (803) 212-6299
EMAIL: RONNIECROMER@SCSENATE.GOV

January 4, 2022

Lexington County Council
212 South Lake Drive, Suite 601
Lexington, SC 29072

I support the Greater Irmo Chamber of Commerce's application for the fiscal year 2022-2023 County of Lexington Accommodations Tax Fund request. The funds will help as the Greater Irmo Chamber of Commerce continues to enhance their Welcome and Visitor's Center to elevate the community's status and develop better networking opportunities for small and minority owned businesses. This funding source will go a long way in in helping the Chamber continue to promote and encourage tourism in the Greater Irmo area and Lexington County.

The Greater Irmo Chamber of Commerce is a viable group of business and professional men and women who are committed to making this area the best that it can be. The Chamber has a proactive program in place that would help them with the goal to attract tourism. All of Lexington County would benefit from this project. The program will generate overnight stays in Lexington County's lodging facilities. The county's historical and cultural venues, recreational facilities and events, and the uniqueness and flavor of the local community and Lexington County will be promoted and highlighted. I believe that the Accommodations Tax Fund will be a wise investment in this community. Your support of their effort would be greatly appreciated.

I am honored to represent a large part of the the Greater Irmo area in the South Carolina Senate, and I thank you for your past support of the Greater Irmo Chamber. If I can provide additional information or whenever I may be of assistance, please feel free to contact me.

With Warmest Regards,

Ronnie

Ronnie Cromer

Chip Huggins
District No. 85 - Lexington County
308 Wayworth Court
Columbia, SC 29212

Committees:
Regulations and Administrative Procedures, **Chairman**
Ways and Means
State House

Subcommittees:
Constitutional
License, Fees, Insurance Tax and Other Charges

House of Representatives

State of South Carolina

202 Blatt Building
Columbia, SC 29201

Tel. (803) 212-6815

January 4, 2022

Lexington County Council
212 South Lake Drive, Suite 601
Lexington, SC 29072

Dear Council:

I am writing on behalf of The Greater Irmo Chamber of Commerce that has recently applied for County of Lexington Accommodations Tax Fund for fiscal year 22-23. Those funds will be used for the Irmo Welcome and Visitor's Center designed to advance the status of the community and Lexington County for tourism. The Greater Irmo Chamber of Commerce has my support in their effort to market the Greater Irmo community as a tourist destination.

The Greater Irmo Chamber of Commerce has a positive program in place that would greatly enhance its ability to attract tourism to the community, and this would benefit Lexington County as a whole. The use of County of Lexington Accommodations Tax Fund for this program would be a responsible investment in the community, and I support the use of these funds for the Greater Irmo Chamber of Commerce and Visitor's Center. I would greatly appreciate it if you would give this application your careful and thoughtful consideration.

If I can ever be of assistance, please call me.

Sincerely,

Thanks for all you do!

Chip Huggins

CH/vhr/2022jan4-1

e-mail: chiphuggins@schouse.gov
24-Hour Hotline (803) 331-8468

COUNTY OF LEXINGTON
ACCOMMODATIONS TAX FUND
APPLICATION
FY 2022/23

1. Name of Project/Event:

Greater Irmo Chamber of Commerce-Shop Local Stay Local

2. Type of Organization (please select one):

☐	County
☐	Municipal
✔	Non-Profit Organization
☐	Community Service Club, Church, etc.
☐	501(c) 3
☐	Other

3. Sponsoring Organization

Name of Organization:	Greater Irmo Chamber of Commerce
Mailing Address:	1235 Columbia Ave., Irmo, SC 29063

4. Director of Project/Event

Name & Title:	Kerry Powers, President/CEO
Contact Number(s):	803-749-9355
Email:	ceo@greaterirmochamber.com

5. Project/Event Website Address:

www.funchamber.com

6. Project/Event Category (*check one*):

✔	Tourism – Advertising / Promotion *(see #10 for advertising/promotion sources)*
☐	Tourism Related Expenditures

7. Project/Event Timeline

Beginning Date:	7/1/22
End Date:	6/30/23

8. Location of Project/Event:

Greater Irmo Chamber of Commerce

9. Number of Employees

Full-time:	2
Part-time:	0

10. Do you advertise outside of a 50-mile radius?

☑ Yes ☐ No

If you answered yes, *please check all that apply for advertising sources outside of Lexington County, and include the total number of each distributed.*

	Type of Ad	Total # Distributed	Range of Ad	For Ad Listings
☐	Rack Cards			Complete ***Attachment A*** for Listing Details for Ads used in *Magazines, Newspapers, the Radio, and Billboards and Websites.* Please include targeted audience.
☑	Brochures	5000		
☐	Posters			
☐	*Magazine Ads*			
☑	*Newspaper Ads*	24		
☐	*Radio Ads*			
☐	*Billboard Ads*			
☑	*Websites* (other than primary)	see attached		
☐	*Other*			

11. Number of Project/Event Attendance:

Expected Number:	N/A
Of this number, how many are tourists?	N/A

Tourists - "People taking trips outside of their home communities for any purpose, except daily commuting to and from work." [SC Code of Laws, Chapter 6, Section 6-4-5 (4)]

ATTACHMENT A
ITEM #10 – ADVERTISEMENTS

Please provide the information below for Ads used in *Magazines*, *Newspapers*, the *Radio*, and *Billboards* and *Websites*. Please include targeted audience.

Magazine Ads		
Ad Listing	Distribution Range	Targeted Audience

Newspaper Ads		
Ad Listing	Distribution Range	Targeted Audience
See attached		

Television Ads		
Ad Listing	Distribution Range	Targeted Audience

Radio Ads		
Ad Listing	Distribution Range	Targeted Audience

Billboard Ads		
Ad Listing	Distribution Range	Targeted Audience

Website Ads (other than primary website)		
Ad Listing	Distribution Range	Targeted Audience
See attached		

Other Ads		
Ad Listing	Distribution Range	Targeted Audience
See attached		

Question 10:

The Greater Irmo Chamber of Commerce uses the New Irmo News and the Lexington Chronicle to publish our monthly newsletter in print, as well as advertise our Chamber and community events several times per month. The Greater Irmo Chamber Visitor and Welcome Center contracts with Spring Hill Publications to produce are the Greater Irmo map. We distribute the maps at all nine South Carolina welcome centers, other chambers in the Midlands and it is available online. Each relocation and visitors packet we distribute here at the Welcome Center contains a map. We also distribute the maps at community events, including the Irmo Okra Strut. Distribution is approximately 5000 maps per year.

The Greater Irma Chamber Visitor and Welcome Center contracts with SC Biz News to produce the Irmo Visitor's Guide. We distribute the guides at all nine South Carolina welcome centers, via mail in our relocation packages and in the lobby of the Chamber House. It is also available online. Distribution is approximately 5000 books per year.

10. Web pages on www.greaterirmochamber.com which target people outside of Lexington County

Page Name	Target Audience	URL
Contact Us	Visitors, Residents, Members	[illegible]
Events	Visitors, Residents, Members	[illegible]
Festivals and Events	Visitors, Residents, Members	[illegible]
Hotels	Visitors, Residents, Members	[illegible]
Members	Visitors, Residents, Members	[illegible]
Recreation	Visitors, Residents, Members	[illegible]
Relocation Information	Visitors, Future Residents	[illegible]
Restaurants	Visitors, Residents, Members	[illegible]
Visitor Information	Visitors	[illegible]

Web sites referring to www.greaterirmochamber.com which target people outside of Lexington County

Site Name	Target Audience	URL
Coldwell Banker	Future Residents	[illegible]
Irmo Okra Strut	Visitors and Residents	[illegible]
Joan Lucius on Twitter	Personal Followers	[illegible]
Joseph Strenk on Linkedin	Regional Business Owners	[illegible]
Lake Murray Times	Visitors and Residents	[illegible]
Lexington County Chronicle	Visitors and Residents	[illegible]
Lexington County, SC	Visitors and Residents	[illegible]
Midstate Chambers Coalition	Regional Business Owners	[illegible]
Miss Greater Irmo Scholarship	Regional Business Owners and	[illegible]
Pageant on Facebook	Residents	[illegible]
The State	Visitors and Residents	[illegible]
Welcome to Lake Murray	Visitors	[illegible]

12. List the methods used to track tourists:

Select Methods Used:	
✔	Webpage Inquiries
✔	Phone Call Inquiries
✔	Brochure Mailings
	Event Ticket Sales
	Event Registration
✔	Hotel Sales
	License Plates
	Surveys
	Other

Provide the Estimated Numbers:	
Inquiries per month:	12000
Phone calls per month:	250
Brochures mailed per month:	30
Tickets sold per event:	
Registrants per event:	
Sales per event / per month:	25 March, 20 Sept.
Count per event:	
Responses per survey:	

13. *Must Complete* - County accommodations funds are generated from the hotels in the unincorporated areas of the County. Please list the hotels and number of rooms and nights you have used or plan to use for your Project/Event located in the unincorporated areas of Lexington County only:

Hotel Name & Location	Number of Rooms	Number of Nights
Doubletree By Hilton	35	1+

14. Please indicate that you have read: Chapter 6, Sections 6-4-5 (4) and 6-4-10, SC Code of Laws, 1976?

✔ Yes ☐ No

15. Project/Event Budget: Request for funds must meet the requirements of Chapter 6, Section 6-4-10, SC Code of Laws, 1976, as amended.

a. Estimated Total Cost of Project/Event:	$20000
b. Amount of Accommodations Funds Requested for this Project/Event:	$20000
c. This Request Equals What Percent of the Total Project/Event Budget:	100 %
d. Use ***Attachment B*** and provide a detailed list of what the funds will be used for and the estimated amount for each item (i.e. brochures - $1,500, etc.)	Use ***Attachment B*** to complete.

ATTACHMENT B

ITEM #15 – PROJECT / EVENT BUDGET

Provide a detailed list of what the funds will be used for and the estimated amount for each item (i.e. brochures - $1,500, etc.)

Item	Estimated Amount
Management of Shop Local Stay Local online campaign via FB and Insta, ongoing maintenance of campaign on Chamber website, development and printing of 10,000 guides/maps including online version	20000
Total	20000

16. Has your Project/Event or Organization previously received Accommodations Tax Funds?

☑ Yes ☐ No

If you answered yes, *please answer items a-e below.*

a. Year(s):	21-22
b. Amount(s):	6500
c. Source(s):	Lexington County
d. Purpose(s)	Shop Local Stay Local program
e. For each award year, did you expend 100% of the ATAX funds you received?	☑ Yes ☐ No *If you **answered no**, please explain:*

17. Project Description – Please use *Attachment C* to complete the following information that is required by the *Tourism Expenditure Review Committee* to be sure that the Project/Event is in accordance to Section 6-4-10 of the S.C. Code of Laws.

a. General Project/Event Description	*Please use **Attachment C** to complete answers a-f.*
b. Benefits that the Project/Event will serve toward promoting tourism and the benefits to the Community of Lexington County.	
c. Total attendance to the Project/Event versus the number of total tourists in attendance.	
d. Economic impact generated by tourism towards the Project/Event.	
e. Overall description of how the Project/Event attracts and promotes tourists to the area and specifically how the Accommodations Tax Funds were used to accomplish this.	
f. Additional Comments.	

PLEASE NOTE: APPLICANT AND/OR REPRESENTATIVES MUST BE PRESENT DURING REVIEW PROCESS BY THE ACCOMMODATIONS TAX ADVISORY BOARD IN ORDER TO BE CONSIDERED FOR FUNDING.

Signature of Project/Event Director:

Kerry Powers — President/CEO

Print Name — **Title**

010422

Signature — **Date**

ATTACHMENT C
ITEM #17 – PROJECT / EVENT DESCRIPTION

Please complete the following information that is required by the Tourism Expenditure Review Committee to be sure that the Project/Event is in accordance to Section 6-4-10 of the S.C. Code of Laws.

a. General Project/Event Description:

The Greater Irmo Chamber Welcome and Visitor's Center is located conveniently off 1-26 approximately one half mile from the interstate and is just off the main route to the Lake Murray Dam. In June 2021, The Greater Irmo Chamber renovated the Chamber House on Columbia Avenue in the heart of Irmo, right across from Irmo Town Park. Our project for 22/23 is to continue to enhance the functionality of our Welcome Center and maintain our robust online tourism campaign to encourage visitors to shop, stay and eat locally or consider moving their families and

b. Benefits that the Project/Event will serve toward promoting tourism and the benefits to the Community of Lexington County.

The Greater Irmo Chamber Welcome and Visitor's Center will continue to assist in promoting tourism to our area by maintaining the Welcome Center, employing a Welcome Center Coordinator, maintaining up to date content on our website and social media for tourists and visitor's to access. We are available by phone and email to assist visitors to the area. Additionally, we maintain a solid presence on social media platforms to attract and assist visitors.

c. Total attendance to the Project/Event versus the number of total tourists in attendance.

We receive approximately 250 phone calls per month from potential visitors to the area. We maintain a close relationship with the Town of Irmo and we field most of their calls from potential visitors. We receive approximately 12,00 hits to our website each month and we mail out an average of 30 relocation packages each month. Since COVID, online traffic has increased 38% to our relocation page.

d. Economic impact generated by tourism towards the Project/Event.

The Greater Irmo Chamber is one of the first places visitors/tourists contact when coming to visit the Irmo area and Lake Murray. We are able to direct them to our hotels, restaurants and other activities here in our area and throughout Lexington County to keep those tourist dollars in our County.

e. Overall description of how the Project/Event attracts and promotes tourists to the area and specifically how the Accommodations Tax Funds were used to accomplish this.

The $20,000 requested by the Greater Irmo Chamber Welcome and Visitor's Center will be used to continue our campaign to encourage people visiting the area to shop, stay and eat in Lexington County.

f. Additional Comments.

COUNTY OF LEXINGTON
ACCOMMODATIONS TAX FUND
FUNDING SOURCES
FY 2022/23

Organization Name: Greater Irmo Chamber of Commerce

List of Funding Sources	Actual FY 2020/21	Current FY 2021/22	Estimated FY 2022/23
Grants	15000		
Non Dues Revenue	8152		
Partnership Revenue	131343		
Other Income	15054		
Projects Income	81648		
Interest Earned	3		
Total	251197		

COUNTY OF LEXINGTON
ACCOMMODATIONS TAX FUND
EXPENDITURES
FY 2022/23

Organization Name: Greater Irmo Chamber of Commerce

List of Expenditures	Actual FY 2020/21	Current FY 2021/22	Estimated FY 2022/23
Accounting Fees	7990	4000	8000
Bank & CC Fees	4357	2000	4000
Chamber Dues	1748	1000	2000
Compensation	144557	68500	158000
Copier	4112	1000	2200
Depreciation	3850	3000	6000
Donations	450	100	450
Information Technology	7491	5000	1000
Insurance	4052	2000	4200
Interest Expense	1232	750	1500
Janitorial	1650	1000	2000
Maintenance & Repairs	4642	2000	5000
Meeting Expense	1745	1000	2000
Mortgage	13277	7000	14000
Office Expenses	2945	1000	3000
Postage	436	200	500
Project Expenses	36877	20000	40000
Property Taxes	5433	3000	6000
Utilities	7575	3000	8000
Total	254418	125550	267850

COUNTY OF LEXINGTON

ACCOMMODATIONS TAX FUND APPLICATION FY 2022/23

1. Name of Project/Event:

Mktg Support for 22-23 Season of Harbison Theatre at MTC

2. Type of Organization (please select one):

	County
	Municipal
	Non-Profit Organization
	Community Service Club, Church, etc.
X	501(c) 3
	Other

3. Sponsoring Organization

Name of Organization:	MTC Foundation on behalf of Harbison Theatre at MTC
Mailing Address:	7300 College Street, Irmo, SC 29063

4. Director of Project/Event

Name & Title:	Kristin Cobb, Executive Director
Contact Number(s):	803-407-5003
Email:	kcobb@midlandstech.edu

5. Project/Event Website Address:

WWW.HARBISONTHEATRE.ORG

6. Project/Event Category (*check one*):

X	Tourism – Advertising / Promotion *(see #10 for advertising/promotion sources)*
	Tourism Related Expenditures

7. Project/Event Timeline

Beginning Date:	7/1/2022
End Date:	6/31/2023

8. Location of Project/Event:

HARBISON THEATRE AT MIDLANDS TECHNICAL COLLEGE (MTC)

9. Number of Employees

Full-time:	4
Part-time:	1

10. Do you advertise outside of a 50-mile radius?

X	Yes		No

If you answered yes, *please check all that apply for advertising sources outside of Lexington County, and include the total number of each distributed.*

	Type of Ad	Total # Distributed	Range of Ad	For Ad Listings
X	Rack Cards	600	Columbia & surrounding areas	Complete ***Attachment A*** for Listing Details for Ads used in *Magazines, Newspapers, the Radio, and Billboards and Websites.* Please include targeted audience.
X	Brochures	65,000	Columbia & surrounding areas	
	Posters			
X	*Magazine Ads*	1 ad	3,000	
X	*Newspaper Ads*	2 ads	115,000	
X	*Radio Ads*	60 spots	91,200	
X	*Billboard Ads*	10 locations	1,925,519	
X	*Websites* (other than primary)	13	2,252,420	
	Other			

11. Number of Project/Event Attendance:

Expected Number:	21,500
Of this number, how many are tourists?	9,890

Tourists - "People taking trips outside of their home communities for any purpose, except daily commuting to and from work." [SC Code of Laws, Chapter 6, Section 6-4-5 (4)]

12. List the methods used to track tourists:

Select Methods Used:	
X	Webpage Inquiries
X	Phone Call Inquiries
	Brochure Mailings
X	Event Ticket Sales
	Event Registration
	Hotel Sales
	License Plates
	Surveys
X	Other

Provide the Estimated Numbers:	
Inquiries per month:	*85*
Phone calls per month:	*40*
Brochures mailed per month:	
Tickets sold per event:	*201 (avg)*
Registrants per event:	
Sales per event / per month:	
Count per event:	
Responses per survey:	
"Raise your hand" audience surveys	*Varies*

13. *Must Complete* - County accommodations funds are generated from the hotels in the unincorporated areas of the County. Please list the hotels and number of rooms and nights you have used or plan to use for your Project/Event located in the unincorporated areas of Lexington County only:

Hotel Name & Location	Number of Rooms	Number of Nights
Hilton Garden Inn Columbia/Harbison	8	2
Hilton Garden Inn Columbia/Harbison	11	2
Hilton Garden Inn Columbia/Harbison	1	1
Hilton Garden Inn Columbia/Harbison	12	2
Hilton Garden Inn Columbia/Harbison	9	1
Hilton Garden Inn Columbia/Harbison	10	1

14. Please indicate that you have read: Chapter 6, Sections 6-4-5 (4) and 6-4-10, SC Code of Laws, 1976?

X	Yes		No

15. Project/Event Budget: Request for funds must meet the requirements of Chapter 6, Section 6-4-10, SC Code of Laws, 1976, as amended.

a. Estimated Total Cost of Project/Event:	$435,768
b. Amount of Accommodations Funds Requested for this Project/Event:	$12,000
c. This Request Equals What Percent of the Total Project/Event Budget:	2.8 %
d. Use ***Attachment B*** and provide a detailed list of what the funds will be used for and the estimated amount for each item (i.e. brochures - $1,500, etc.)	Use ***Attachment B*** to complete.

16. Has your Project/Event or Organization previously received Accommodations Tax Funds?

X	Yes		No

If you answered yes, *please answer items a-e below.*

a. Year(s):	2020-2021 & 2021-2022
b. Amount(s):	Awarded $9500 and received $7600 for 2020-2021 & awarded $2,500 for 2021-2022
c. Source(s):	Lexington County ATAX Grant
d. Purpose(s)	Marketing Support for Harbison Theatre at MTC
e. For each award year, did you expend 100% of the ATAX funds you received?	X Yes ☐ No *If you **answered no**, please explain:*

17. Project Description – Please use *Attachment C* to complete the following information that is required by the *Tourism Expenditure Review Committee* to be sure that the Project/Event is in accordance to Section 6-4-10 of the S.C. Code of Laws.

a. General Project/Event Description	*Please use **Attachment C** to complete answers a-f.*
b. Benefits that the Project/Event will serve toward promoting tourism and the benefits to the Community of Lexington County.	
c. Total attendance to the Project/Event versus the number of total tourists in attendance.	
d. Economic impact generated by tourism towards the Project/Event.	
e. Overall description of how the Project/Event attracts and promotes tourists to the area and specifically how the Accommodations Tax Funds were used to accomplish this.	
f. Additional Comments.	

PLEASE NOTE: APPLICANT AND/OR REPRESENTATIVES MUST BE PRESENT DURING REVIEW PROCESS BY THE ACCOMMODATIONS TAX ADVISORY BOARD IN ORDER TO BE CONSIDERED FOR FUNDING.

Signature of Project/Event Director:

Kristin W. Cobb
Print Name

Executive Director
Title

Kristin W. Cobb
Signature

1/7/2022
Date

Attachment A
Item #10 – Advertisements

Please provide the information below for Ads used in *Magazines*, *Newspapers*, the *Radio*, and *Billboards* and *Websites*. Please include targeted audience.

Magazine Ads		
Ad Listing	Distribution Range	Targeted Audience
1x Jasper Magazine	3,000	Adults 25+

Newspaper Ads		
Ad Listing	Distribution Range	Targeted Audience
1x Free Times	50,000	Adults 18-49
1x The State Newspaper	65,000	Adults 18-49

Television Ads		
Ad Listing	Distribution Range	Targeted Audience

Radio Ads		
Ad Listing	Distribution Range	Targeted Audience
WARQ - 30 spots - see coverage map	43,200	Adults 18-49 in Columbia SC and surrounding areas
WLXC - 30 spots - see coverage map	48,000	Adults 18-49 in Columbia SC and surrounding areas

Billboard Ads		
Ad Listing	Distribution Range	Targeted Audience
See document with locations and map	1,925,519	Columbia, SC and surrounding areas

Website Ads (other than primary website)		
Ad Listing	Distribution Range	Targeted Audience
6x Facebook	267,000	Adults 25+ in Columbia, SC area
3x Digital Video and Display	1,811,000	Adults 25+ in Columbia, SC area
1x Email Blast	36,000	Adults 25+ in Columbia, SC area
2x Streaming Audio (Pandora/Spotify)	72,000	Adults 25+ in Columbia, SC area
1x Free Times E-Newsletter - 30 days	66,420	Adults 25+ in Columbia, SC area

Other Ads		
Ad Listing	Distribution Range	Targeted Audience

2021 Lexington Accommodations Tax Advertising Source Information for Harbison Theatre at Midlands Technical College

Newspaper Ads (115,000 circulation):

- 1x - Free Times 50,000 total circulation
- 1x – The State Newspaper circulation – 65,000 daily circulation

Radio Ads – 2 stations in Columbia, SC area

- 60 total spots - WARQ and WLXC

Digital: (2,252,420 total impressions)

- Target: Central SC residents
    - 6x - Facebook Ads 267,000 total impressions
    - 3x Digital Video and Display Ads – 1,811,000 total impressions
    - 1x Email Blast – 36,000 impressions
    - 2x Streaming Audio (Pandora/Spotify) – 72,000 total impressions
    - 1x Targeted Free Times E-newsletter 30 day run – 66,420 total emails sent

Outdoor: (1,925,519 total impressions)

(10 locations – 12 weeks – 6 paid and 6 trade in Columbia, SC area)

- N Lake Dr @ Andrew Corley Rd – 1 week
- 5236 Sunset Blvd 100' E/O Mineral Springs – 2 weeks
- 911 North Lake Dr. – 1 week
- S/S I-26 .5 mi W/O St Andrews @ 206 Jamil Rd (Shrine) – 1 week
- 5317 Forest Drive – 1 week
- W/S I-26 300' S/O Hwy 378 (Harbor Dr) – 2 weeks
- 10240 Two Notch Rd – 1 week
- W/S I-126 .2 m N/O Greystone Blvd – 1 week
- 1012 Gervais Street – 1 week
- 1120 Elmwood Avenue – 1 week

GRACE

COLD94-2
N/S I-26 MM 103.7, .3 mi. East of Harbison Blvd., E/F

Description

8 slots, 6 seconds each. Guaranteed 1,665 spots per day
• Art = 608px high x 928px wide
• 1/2 slot = 1/2 impressions

Illuminated Digital Location

City: Columbia, SC 29212
Face ID: COLD94-2
Facing: East (RHR)
Latitude/Longitude: 34.07202/-81.14604
Digital Face Size: 20' x 30'
Geopath ID#: 30828612 Geopath Weekly Impressions 18+: 182,673

Phone 803-252-7084
1201 Lincoln St. Suite 300 Columbia, SC 29201

The Geopath Audience Location Measurement℠ data is provided by the GeoPath, Inc. New York, New York. ©Copyright 2021, All Rights Reserved.

Description

Bright LED with 8 slots 6 second dwell time. Located at light in reach of Irmo High, Kroger, and Lake Murray
• Art = 300px high x 600px wide
• 1/2 slot = 1/2 impressions

Illuminated Digital Location

City: Irmo, SC 29063
Face ID: COLD123-2
Facing: East (RHR)
Latitude/Longitude: 34.08763/-81.17964
Digital Face Size: 5' x 10'
Geopath ID#: 30920251 Geopath Weekly Impressions 18+: 84,324

Phone 803-252-7084
1201 Lincoln St. Suite 300 Columbia, SC 29201

The Geopath Audience Location Measurement℠ data is provided by the GeoPath, Inc. New York, New York. ©Copyright 2021, All Rights Reserved.

COLUMBIA, SC
HARBISON THEATER

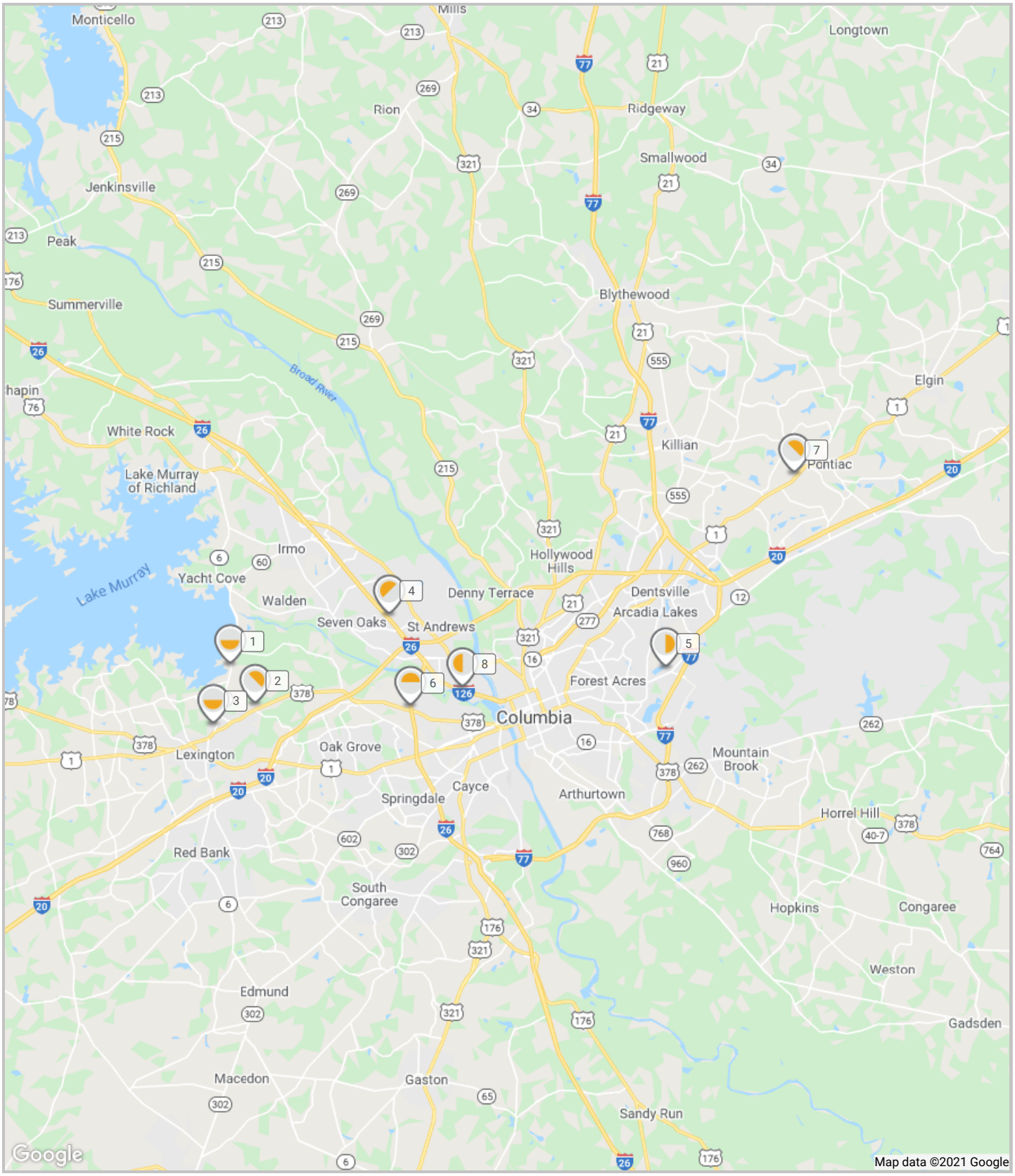

LOCATION LIST
HARBISON THEATER

*Impression values based on: Total Population

Map Icon	Label	Panel #	Geopath Id	Media/Style	Facing	H x W	*Weekly Impressions	Illum.
	1	71	30493136	Poster / Digital	North	10' 0" x 21' 0"	70,003 *per spot*	YES
Location: N LAKE DR @ ANDREW CORLEY RD **Current Advertiser:** GEORGE SINK INJURY LAWYERS **Booking Ranges:** 9/13/2021 - 9/26/2021								
	2	101	14918613	Permanent Bulletin / Digital	South West	10' 6" x 36' 0"	162,775 *per spot*	YES
Location: 5236 SUNSET BLVD 100'E/O MINERAL SPRINGS **Current Advertiser:** JEFFCOAT & JEFFCOAT INSURANCE **Booking Ranges:** 9/27/2021 - 10/10/2021, 10/25/2021 - 10/29/2021								
	3	121	30844530	Permanent Bulletin / Digital	North	10' 6" x 36' 0"	88,281 *per spot*	YES
Location: 911 NORTH LAKE DR **Current Advertiser:** LDD SELF PROMO **Booking Ranges:** 9/13/2021 - 9/26/2021								
	4	201	14918609	Permanent Bulletin / Digital	South East	14' 0" x 48' 0"	303,280 *per spot*	YES
Location: S/S I-26 .5MI W/O ST ANDREWS @ 206 JAMIL RD (SHRINE) **Current Advertiser:** LDD SELF PROMO **Booking Ranges:** 9/27/2021 - 10/10/2021								
	5	511	31037108	Permanent Bulletin / Digital	West	10' 6" x 36' 0"	105,338 *per spot*	YES
Location: 5317 Forest Dr **Current Advertiser:** JOHN MOBLEY LAW FIRM, P.A. **Booking Ranges:** 9/13/2021 - 9/26/2021								
	6	601	30966427	Permanent Bulletin / Digital	South	14' 0" x 48' 0"	271,955 *per spot*	YES
Location: W/S I-26 300' S/O HWY 378(HARBOR DR) **Current Advertiser:** FUR BALL **Booking Ranges:** 10/11/2021 - 10/24/2021, 10/25/2021 - 10/29/2021								

LOCATION LIST
HARBISON THEATER

*Impression values based on: Total Population

Map Icon	Label	Panel #	Geopath Id	Media/Style	Facing	H x W	*Weekly Impressions	Illum.
	7	602	30603622	Permanent Bulletin / Digital	South West	10' 6" x 36' 0"	124,511 *per spot*	YES
Location: 10240 TWO NOTCH RD **Current Advertiser:** ESTHER'S SOUL FOOD AND KITCHEN **Booking Ranges:** 9/27/2021 - 10/10/2021								
	8	901	30640209	Permanent Bulletin / Digital	East	14' 0" x 48' 0"	200,146 *per spot* (Under Review)	YES
Location: W/S I-126 .2MI N/O GREYSTONE BLVD **Current Advertiser:** GREAT SOUTHERN HOMES **Booking Ranges:** 10/11/2021 - 10/24/2021								

Total Weekly Impressions: 1,326,289

PANEL #71

N LAKE DR @ ANDREW CORLEY RD

LOCATION #1

ADVERTISING STRENGTHS: Captures Lake Murray enthusiasts, inbound commuter traffic from Irmo to high growth Lexington

WEEKLY IMPRESSIONS:	70,003 *per spot**
MEDIA TYPE/STYLE:	Poster - Digital
LAT/LONG:	34.02412 / -81.22062
MARKET:	COLUMBIA
GEOPATH ID:	30493136
PANEL SIZE:	10' 0" x 21' 0" View Spec Sheet
FACING/READ:	North / Left
SLOTS/DWELL:	6 slots / 6 seconds

*Impression values based on:Total Population

PANEL #101

5236 SUNSET BLVD 100'E/O MINERAL SPRINGS

LOCATION #2

ADVERTISING STRENGTHS: Excellent read that captures commuter traffic from fast growing Lexington to the Columbia metro. Area is populated with upscale neighborhoods, retail and restaurants.

WEEKLY IMPRESSIONS:	162,775 *per spot**
MEDIA TYPE/STYLE:	Permanent Bulletin - Digital
LAT/LONG:	34.004365 / -81.205556
MARKET:	COLUMBIA
GEOPATH ID:	14918613
PANEL SIZE:	10' 6" x 36' 0" View Spec Sheet
FACING/READ:	South West / Left
SLOTS/DWELL:	6 slots / 6 seconds

*Impression values based on:Total Population

PANEL #121

911 NORTH LAKE DR

LOCATION #3

ADVERTISING STRENGTHS: Captures inbound traffic from Irmo and Lake Murray Communities. Surrounded by numerous retail, restaurant, service businesses

WEEKLY IMPRESSIONS:	88,281 *per spot**
MEDIA TYPE/STYLE:	Permanent Bulletin - Digital
LAT/LONG:	33.994092 / -81.230872
MARKET:	COLUMBIA
GEOPATH ID:	30844530
PANEL SIZE:	10' 6" x 36' 0" View Spec Sheet
FACING/READ:	North / Right
SLOTS/DWELL:	8 slots / 6 seconds

*Impression values based on:Total Population

PANEL #201

S/S I-26 .5MI W/O ST ANDREWS @ 206 JAMIL RD (SHRINE)

LOCATION #4

ADVERTISING STRENGTHS: This digital is located on the heaviest travelled section of interstate in SC. Immediate area is heavily populated with upscale auto dealers and leads to the Harbison district, biggest concentration of upscale retail and restaurant trade in Columbia

WEEKLY IMPRESSIONS:	303,280 *per spot**
MEDIA TYPE/STYLE:	Permanent Bulletin - Digital
LAT/LONG:	34.049712 / -81.123957
MARKET:	COLUMBIA
GEOPATH ID:	14918609
PANEL SIZE:	14' 0" x 48' 0" View Spec Sheet
FACING/READ:	South East / Left
SLOTS/DWELL:	8 slots / 6 seconds

*Impression values based on:Total Population

PANEL #511

5317 Forest Dr

LOCATION #5

ADVERTISING STRENGTHS: Great left hand read in the middle of a major shopping district. This area boasts a lot of retail shopping and commuter traffic.Another benefit is that this heads towards the Army base, Ft. Jackson.

WEEKLY IMPRESSIONS:	105,338 *per spot**
MEDIA TYPE/STYLE:	Permanent Bulletin - Digital
LAT/LONG:	34.02321 / -80.95491
MARKET:	COLUMBIA
GEOPATH ID:	31037108
PANEL SIZE:	10' 6" x 36' 0" View Spec Sheet
FACING/READ:	West / Left
SLOTS/DWELL:	8 slots / 6 seconds
ESTIMATED SPOTS/DAY:	1665

*Impression values based on:Total Population

PANEL #601

W/S I-26 300' S/O HWY 378(HARBOR DR)

LOCATION #6

ADVERTISING STRENGTHS: Located adjacent to sprawling Lexington Medical Center, also captures commuter traffic to NW Columbia (home to significant auto and retail business)

WEEKLY IMPRESSIONS:	271,955 *per spot**
MEDIA TYPE/STYLE:	Permanent Bulletin - Digital
LAT/LONG:	34.003007 / -81.110833
MARKET:	COLUMBIA
GEOPATH ID:	30966427
PANEL SIZE:	14' 0" x 48' 0" View Spec Sheet
FACING/READ:	South / Left
SLOTS/DWELL:	8 slots / 6 seconds
ESTIMATED SPOTS/DAY:	1665

*Impression values based on:Total Population

PANEL #602

10240 TWO NOTCH RD

LOCATION #7

ADVERTISING STRENGTHS: Heavy local traffic, mid-upscale neighborhoods. Retail rich area

WEEKLY IMPRESSIONS: 124,511 *per spot**

MEDIA TYPE/STYLE: Permanent Bulletin - Digital

LAT/LONG: 34.12112 / -80.87628

MARKET: COLUMBIA

GEOPATH ID: 30603622

PANEL SIZE: 10' 6" x 36' 0" View Spec Sheet

FACING/READ: South West / Right

SLOTS/DWELL: 6 slots / 6 seconds

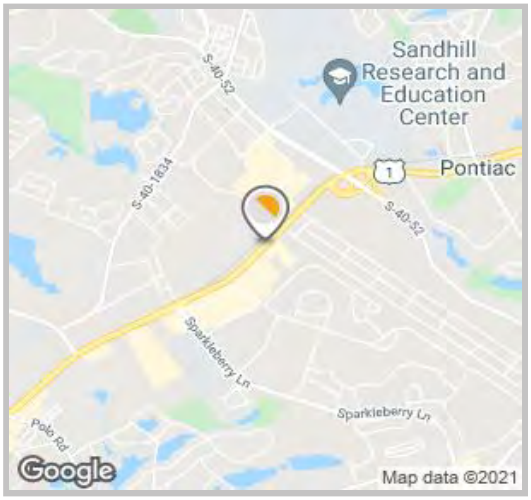

*Impression values based on:Total Population

PANEL #901

W/S I-126 .2MI N/O GREYSTONE BLVD

LOCATION #8

ADVERTISING STRENGTHS: Straight on shot that captures outbound commuters from downtown Columbia to NW communities, located at Riverbanks Zoo exit

WEEKLY IMPRESSIONS:	200,146 *per spot* (Under Review)*
MEDIA TYPE/STYLE:	Permanent Bulletin - Digital
LAT/LONG:	34.012725 / -81.079061
MARKET:	COLUMBIA
GEOPATH ID:	30640209
PANEL SIZE:	14' 0" x 48' 0" View Spec Sheet
FACING/READ:	East / Left
SLOTS/DWELL:	8 slots / 6 seconds

*Impression values based on:Total Population

Coverage Area for WARQ 93.5 FM, Columbia, SC

Zoom Out Zoom In

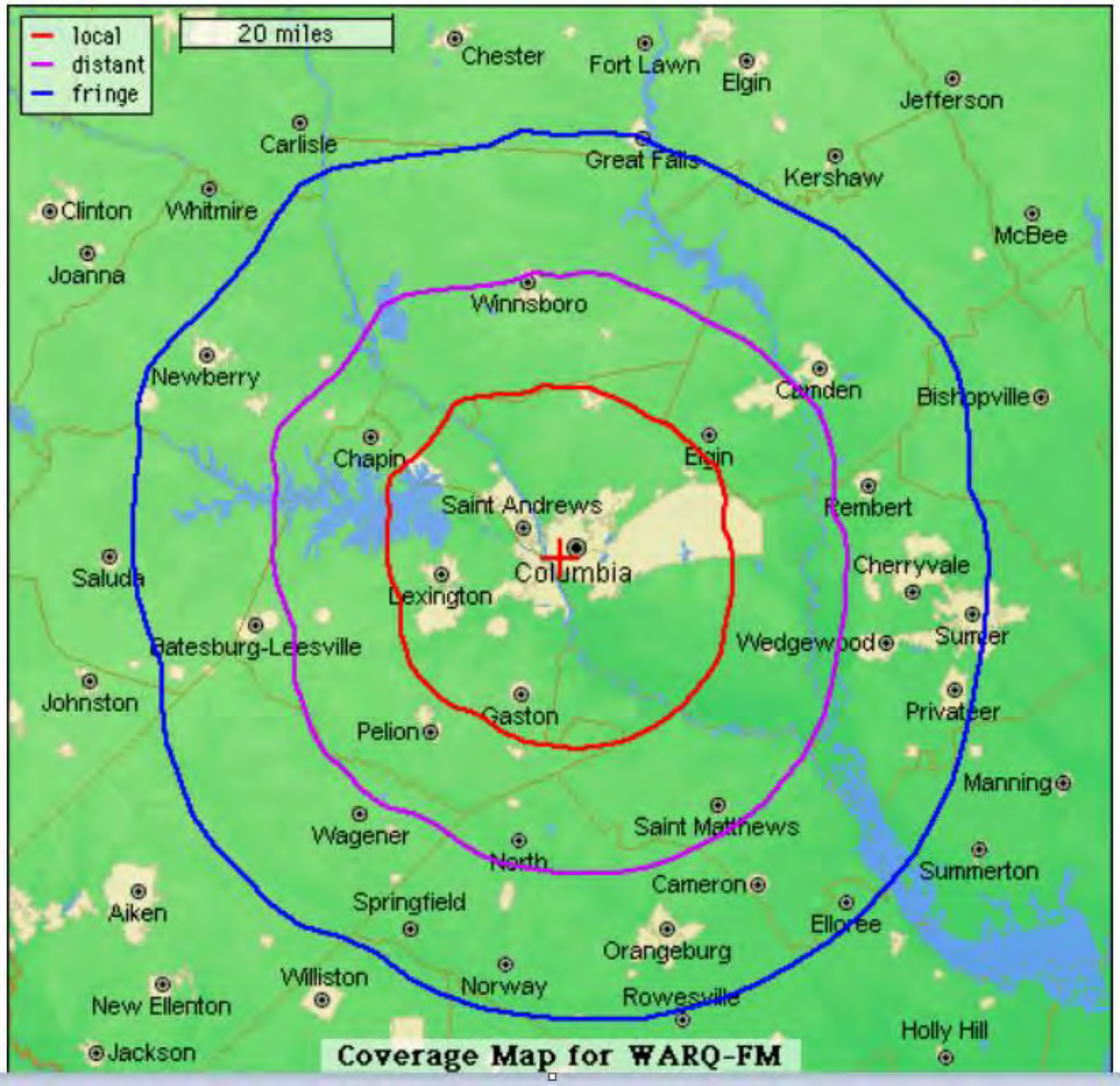

Coverage Area for WLXC 103.1 FM, Columbia, SC

Zoom Out Zoom In

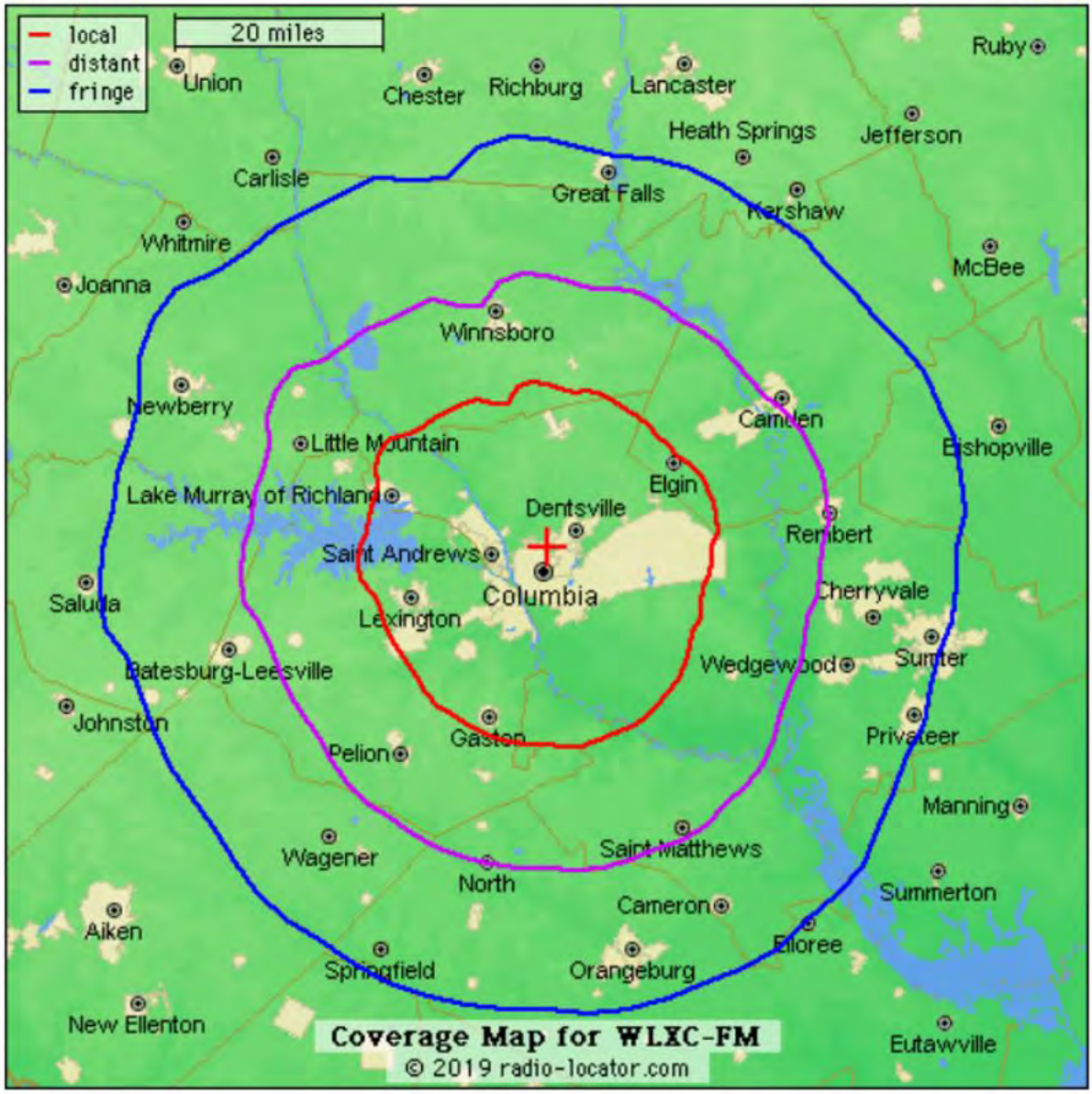

Attachment B
Item #15 – Project / Event Budget

Provide a detailed list of what the funds will be used for and the estimated amount for each item (i.e. brochures - $1,500, etc.)

Item	Estimated Amount
Brochures	25,000
Clings	5,500
Per Show Advertising	23,150
Season Marketing	41,990
Artist Fees	190,128
Salaries	150,000
Total	435,768

Attachment C
Item #17 – Project / Event Description

Please complete the following information that is required by the Tourism Expenditure Review Committee to be sure that the Project/Event is in accordance to Section 6-4-10 of the S.C. Code of Laws.

a. General Project/Event Description:

Rooted in the performing arts, Harbison Theatre at Midlands Technical College (HT@MTC) offers programs and productions that encourage reflection, examination and discovery; and that provide entertainment, education and opportunity to professionals, learners and community members in all stages of life.

Harbison Theatre presents world-class entertainment for the regional community, serves as a showcase for Midlands Technical College (MTC), and stands as a community resource for rentals and productions for outside organizations. The theatre, centered on the historic MTC Harbison campus, is a 400-seat state of the art facility and is often referred to by MTC President Dr. Ronald Rhames as "MTC's 50-yard line." The theatre not only is a centerpiece to the community culture but also puts the Harbison community and the Irmo/Lexington area on the map as a significant tourist draw. In addition, the local community benefits greatly from the many events and activities at the theatre.

We are hopeful for a brighter 22-23, but in the interest of transparency there are still lots of uncertainties with planning large touring shows. HT@MTC continues to navigate these unchartered waters with plans for our 22-23 season. In a "normal" season our visitor count is usually exceeding 25,000; however, these are still yet to be normal times for the entertainment and tourism industries, but we will persevere and be ready for the next season.

As mentioned, our attendance numbers continue to be affected by the COVID pandemic, but we have found creative ways to keep programming in place, to support the local artist community and to still bring in tourists to our special area. It is clear we are moving in a positive direction as our visitors (in normal circumstances) continue to grow. We guesstimate that our theatre would have served over 25,000 audience members. Even though there were still some delays, we were able to produce a first-class season brochure for the 21-22 season that was mailed to over 65,000 households in late summer, with 70,000 printed for distribution around the college and all its campuses. We worked with our media buyers to implement strong strategies for marketing with an emphasis on the digital platform. With the shift to live streaming and other forms of on-line entertainment, we are focusing a good bit of attention on social media in addition to the more traditional advertising mediums. Our latest update on traction includes:
Facebook: 4,648 Followers
Instagram: 900 Followers
Twitter: 1,300 Followers

With the MTC marketing team working closely with the executive director, the team produces high-quality collateral for the theatre, including billboard, print, and digital advertising. In addition, welcome center rack cards are distributed across the area, and media partnerships with local television and radio stations are positioning the theatre to have even a wider reach. The Free Times weekly newspaper continues to list the theatre executive director in their "Power Issue" of people who get things done!

Even in these difficult times, Harbison Theatre is very hopeful that with our continued solid marketing strategy targeted at establishing HT@MTC as "the place to see a show in Columbia," we will begin to see a return to normalcy for the 22-23 season.

Plans for the 22-23 season will include:

- National touring comedian Leanne Morgan
- Marcus King Band (opened for Chris Stapleton)
- Cody Webb (country music singer) in partnership with Capital City Lake Murray Country
- Video gaming tournament (has become a yearly event)
- Prince Tribute Band
- Broadway Princess Party
- Roseanne Cash
- Celtic Dance
- Patrick Davis and the Midnight Choir
- Tony Howard Motown Show
- SC Jazz Masterworks Ensemble featuring Robert Gardiner (3 shows)
- Family Ice Show
- Blue Dogs
- The World of Musicals International Broadway Tour
- Carolina Shout Music Series including an All-Day festival in the spring
- Gloria Gaynor
- Robert Earl Keen
- Black Violin
- Jim Brickman

The large presenters conference that is normally held in NYC the second week in January was also just canceled due to COVID, so this list above is all in the mix for our programming plans for next season. The objective will be to still bring in the world-class touring shows as well as standout regional talent, and local professional organizations as well. It has been a real gift to be able to support the SC Philharmonic, Columbia City Ballet, Columbia Children's Theatre, and many others that have needed a place to perform.

b. Benefits that the Project/Event will serve toward promoting tourism and the benefits to the Community of Lexington County.

Harbison Theatre at Midlands Technical College is a wonderful entity for attracting tourists. The Irmo/Lexington area continues to grow, and the theatre provides a cultural hub for the community, as well as a tourism engine to excite visitors about a stay. With the vast choices of restaurants and hotels, and the friendly faces to greet you, we know that HT@MTC provides an anchor for a thriving tourism initiative. Until its construction, the community and the surrounding area lacked a space that could technically sustain nationally touring performing acts. Even with the impact of the pandemic, Harbison Theatre at Midlands Technical College increases the draw of an evening/dinner and overnight audience to both Irmo and Lexington.

In addition to featuring nationally recognized companies and performers, HT@MTC serves as a showplace for the best in local, Lexington county-based performing arts. The theatre is a second home to Chapin Theatre Company and the Lake Murray Symphony Orchestra, in addition to several dance academies that perform in the space throughout the year. Another new partnership with Jasper Magazine has the theatre using its gallery space in the lobby for rotating artist exhibitions. This is another draw for visitors to the theatre, and also a way to be supportive of the visual arts community as well as the performing arts.

Many other organizations and arts groups perform and hold events at our first-class theatre. The demand for rental space has risen dramatically in the last few years bringing in more overnight stays and visitors. We have continued sponsorship support from Lexington Medical Center and Capital City Lake Murray Country, as well as a local restaurant ticket sponsor. The plan as the economy stabilizes is to increase our partnerships with other restaurants and community attractions.

c. Total attendance to the Project/Event versus the number of total tourists in attendance.

In our 2020-2021 season we had 1,768 attendees and 281 tourists, but since this was an odd year due to COVID, the following projections will be based upon the attendance we have had thus far for our current 2021-2022 season. Based on the tickets sold and shows hosted this season our attendance is **7,176** and **3,301** of those attendees were tourists traveling from outside of Lexington County. For planning purposes, we are projecting a much stronger attendance number for the 22-23 season, and continued upward numbers for the remainder of this year as well!

d. Economic impact generated by tourism towards the Project/Event.

Based on information gathered in our ticketing system, during our 2021-22 Season tourists traveling from outside of Lexington County comprised about 46% of our audience (3,301).

- If half of our tourists eat in restaurants in addition to the meals we have provided for performers, that would equal 1,678 meals.
- In the 2021-22 Season, 1% of our audience traveled two hours or more to attend shows = 67; if 1/3 of those audience members stay in hotels, and we add the number of hotel rooms that the theatre books for visiting performers which equals 85.

e. Overall description of how the Project/Event attracts and promotes tourists to the area and specifically how the Accommodations Tax Funds were used to accomplish this.

Spring 2022 - Season performances finalized; graphic design for print and digital pieces created; season and performance sponsorships finalized

Mid-Summer 2022 - Season brochure and postcard mailed to 70,000 residents; rack cards distributed to hotels and visitor centers around the state; print and digital advertisement of season packages; season tickets on sale

Early Fall 2022 - Television and radio advertising for individual shows begins; season billboards go up

Per-show advertising throughout the season (September through May): Appropriate print ad placement; large social media presence with Facebook advertising and others; press releases; expanded website and page features; Harbison Theatre E-newsletter; billboards; radio and television; magazines; advertising partnerships with local businesses; direct mail reinforcement

The Accommodations Tax Funds will assist us in accomplishing these tasks by helping fund the paid advertising efforts we have planned for our 2022-2023 Season. Our marketing and advertising budget is key to promoting the shows and engaging the entire area, as well as reaching out-of-state patrons. We greatly appreciate the committee's support over the past years as it is critical to the growth and success of our programming.

f. Additional Comments.

We recognize the difficulties the Accommodations Tax Committee has been dealing with over these last few years with funding. Please know how appreciative we are of the continued support, and that we know that our tourism dollars will return soon with more vigor and strength. We are hopeful for the 22-23 season!

COUNTY OF LEXINGTON
ACCOMMODATIONS TAX FUND
APPLICATION
FY 2022/23

1. Name of Project/Event:

20th Annual Chick-fil-A Classic Basketball Tournament

2. Type of Organization (please select one):

☐	County
☐	Municipal
☐	Non-Profit Organization
☐	Community Service Club, Church, etc.
✓	501(c) 3
☐	Other

3. Sponsoring Organization

Name of Organization:	Greater Columbia Educational Advancement Foundation (GCEAF)
Mailing Address:	1824 Saturn Lane, Columbia SC 29209

4. Director of Project/Event

Name & Title:	Gary Fulmer
Contact Number(s):	803-600-1957 or 803-602-8005
Email:	cfaclassic2002@gmail.com

5. Project/Event Website Address:

www.chick-fil-aclassic.com

6. Project/Event Category (*check one*):

✓	Tourism – Advertising / Promotion *(see #10 for advertising/promotion sources)*
☐	Tourism Related Expenditures

7. Project/Event Timeline

Beginning Date:	December 27, 2022
End Date:	December 30, 2022

8. Location of Project/Event:

River Bluff & Lexington High Schools

9. Number of Employees

Full-time:	1
Part-time:	2

10. Do you advertise outside of a 50-mile radius?

✔ Yes ☐ No

If you answered yes, *please check all that apply for advertising sources outside of Lexington County, and include the total number of each distributed.*

	Type of Ad	Total # Distributed	Range of Ad	For Ad Listings
☐	Rack Cards			Complete *Attachment A* for Listing Details for Ads used in *Magazines, Newspapers, the Radio, and Billboards and Websites.* Please include targeted audience.
☐	Brochures			
☐	Posters			
☐	*Magazine Ads*			
☐	*Newspaper Ads*			
✔	*Radio Ads*	200	120 miles	
✔	*Billboard Ads*	16	90 m iles	
☐	*Websites* (other than primary)			
✔	*Other* TV / Cable	60/240	90 miles	

11. Number of Project/Event Attendance:

Expected Number:	7,000+ over 4 days
Of this number, how many are tourists?	600-700

Tourists - "People taking trips outside of their home communities for any purpose, except daily commuting to and from work." [SC Code of Laws, Chapter 6, Section 6-4-5 (4)]

12. List the methods used to track tourists:

Select Methods Used:	
	Webpage Inquiries
	Phone Call Inquiries
	Brochure Mailings
✔	Event Ticket Sales
✔	Event Registration
✔	Hotel Sales
	License Plates
✔	Surveys
	Other

Provide the Estimated Numbers:	
Inquiries per month:	
Phone calls per month:	
Brochures mailed per month:	
Tickets sold per event:	1,600 per day
Registrants per event:	280
Sales per event / per month:	$27,000
Count per event:	
Responses per survey:	14

13. *Must Complete* - County accommodations funds are generated from the hotels in the unincorporated areas of the County. Please list the hotels and number of rooms and nights you have used or plan to use for your Project/Event located in the unincorporated areas of Lexington County only:

Hotel Name & Location	Number of Rooms	Number of Nights
Wingate by Wyndam	38	4
Comfort Suites	30	3
Holiday Inn Express & Suites	30	4

14. Please indicate that you have read: Chapter 6, Sections 6-4-5 (4) and 6-4-10, SC Code of Laws, 1976?

✔ Yes ☐ No

15. Project/Event Budget: Request for funds must meet the requirements of Chapter 6, Section 6-4-10, SC Code of Laws, 1976, as amended.

a. Estimated Total Cost of Project/Event:	$155,000
b. Amount of Accommodations Funds Requested for this Project/Event:	$16,000
c. This Request Equals What Percent of the Total Project/Event Budget:	10%
d. Use ***Attachment B*** and provide a detailed list of what the funds will be used for and the estimated amount for each item (i.e. brochures - $1,500, etc.)	Use ***Attachment B*** to complete.

16. Has your Project/Event or Organization previously received Accommodations Tax Funds?

☑ Yes ☐ No

If you answered yes, *please answer items a-e below.*

a. Year(s):	FY 21 in Lexington County and FY 2004-2020 in Richland County
b. Amount(s):	FY 21 Lexington County $12,000
c. Source(s):	Request for Town of Lexington A-Tax
d. Purpose(s)	Advertising/Marketing
e. For each award year, did you expend 100% of the ATAX funds you received?	☑ Yes ☐ No *If you **answered no**, please explain:*

17. Project Description – Please use *Attachment C* to complete the following information that is required by the *Tourism Expenditure Review Committee* to be sure that the Project/Event is in accordance to Section 6-4-10 of the S.C. Code of Laws.

a. General Project/Event Description	*Please use **Attachment C** to complete answers a-f.*
b. Benefits that the Project/Event will serve toward promoting tourism and the benefits to the Community of Lexington County.	
c. Total attendance to the Project/Event versus the number of total tourists in attendance.	
d. Economic impact generated by tourism towards the Project/Event.	
e. Overall description of how the Project/Event attracts and promotes tourists to the area and specifically how the Accommodations Tax Funds were used to accomplish this.	
f. Additional Comments.	

PLEASE NOTE: APPLICANT AND/OR REPRESENTATIVES MUST BE PRESENT DURING REVIEW PROCESS BY THE ACCOMMODATIONS TAX ADVISORY BOARD IN ORDER TO BE CONSIDERED FOR FUNDING.

Signature of Project/Event Director:

Gary Fulmer
Print Name

GCEAF President
Title

Gary Fulmer
Signature

1/4/21
Date

ATTACHMENT A
ITEM #10 – ADVERTISEMENTS

Please provide the information below for Ads used in *Magazines*, *Newspapers*, the *Radio*, and *Billboards* and *Websites*. Please include targeted audience.

Magazine Ads		
Ad Listing	Distribution Range	Targeted Audience

Newspaper Ads		
Ad Listing	Distribution Range	Targeted Audience

Television Ads		
Ad Listing	Distribution Range	Targeted Audience
WLTX (CBS)	Columbia, Lexington, Newberry, Sumter, Orangeburg, Aiken, Saluda, Kershaw,Florence	Primary adults 25+, Secondary 18+
WACH (FOX)	Columbia, Lexington, Newberry, Sumter, Orangeburg, Aiken, Saluda, Kershaw, Florence	Primary adults 25+, Secondary 18+
Cable	Columbia, Lexington, Newberry, Kershaw, Clarendon, Sumter, Orangeburg, Aiken, Florence, Marion, Dillon, Horry	Primary adults 25+, Secondary 18+

Radio Ads		
Ad Listing	Distribution Range	Targeted Audience
WWDM (Big DM)	Columbia, Lexington, Camden, Orangeburg, Newberry, Sumter, Aiken	Primary adults 25+, Secondary 18+
WNKT (The Game)	Columbia, Lexington, Camden, Orangeburg, Newberry, Sumter, Aiken	Primary adults 25+, Secondary 18+
WHXT (Hot 103.9)	Columbia, Lexington, Camden, Orangeburg, Newberry, Sumter, Aiken	Primary adults 25+, Secondary 18+
WYNN (106.3) - Florence	Florence, Darlington, Marion, Dillon, Conway	Primary adults 25+, Secondary 18+
Streaming Audio	Columbia, Lexington, Orangeburg, Newberry, Sumter, Aiken, Florence, Darlington, Marion, Dillon, Conway	Primary adults 25+, Secondary 18+

Billboard Ads		
Ad Listing	Distribution Range	Targeted Audience
Lamar, Grace, Accel, Adams	Columbia, Lexington, Orangeburg, Florence, Sumter	Primary adults 25+, Secondary 18+

Website Ads (other than primary website)		
Ad Listing	Distribution Range	Targeted Audience

Other Ads		
Ad Listing	Distribution Range	Targeted Audience
Facebook/Instagram	Columbia, Lexington, Florence, Sumter, Newberry, Orangeburg, Aiken, Kershaw, Clarendon, Saluda, Fairfield	Primary adults 25+, Secondary 18+

Attachment B
Item #15 – Project / Event Budget

Provide a detailed list of what the funds will be used for and the estimated amount for each item (i.e. brochures - $1,500, etc.)

Item	Estimated Amount
Broadcast Television/Cable Advertising	$6,000
Outdoor Billboard Advertising	$5,000
Radio/Streaming Audio Advertising	$4,000
Facebook/Instagram Advertising	$1,000
Total	$16,000

Attachment C
Item #17 – Project / Event Description

Please complete the following information that is required by the Tourism Expenditure Review Committee to be sure that the Project/Event is in accordance to Section 6-4-10 of the S.C. Code of Laws.

a. General Project/Event Description:

The Chick-fil-A Classic is a nationally recognized boy's high school basketball tournament that is very similar to a music festival where renowned music bands/artists are contracted to perform. Such a festival will attract both local and non-local (tourists) spectators to attend.

The Chick-fil-A Classic is organized by the Greater Columbia Educational Advancement Foundation (GCEAF). GCEAF is a 501(c)3 charitable organization. GCEAF's Federal Tax ID # is 13-4239656. The mission of the GCEAF is 3-fold: to award educational scholarships to deserving students within the Greater Columbia area; to promote tourism spending within the host county; and to provide memorable athletic experiences for the participating student-athletes, coaches and community. Since 2004 GCEAF has awarded over $200,000 in educational scholarships to students living within the Greater Columbia area.

The Chick-fil-A Classic annually features top ranked high school teams and players from across the nation that attracts both local and out of town/state tourist along with dozens of out of state media and college coaches.

Since 2003 fifty-two (52) tournament participants have been selected to the McDonald's All American team. Forty-three (43) former tournament participants have played professionally in the NBA and there were 26 former participants on NBA rosters during the 2021 season including such notables as Stephen Curry (2-time NBA MVP), Derrick Jones (2020 NBA Slam Dunk Champion), Miles Bridges (2020 NBA Rising Stars Game MVP) and Zion Williamson (2019 Overall #1 Draft Pick)

b. Benefits that the Project/Event will serve toward promoting tourism and the benefits to the Community of Lexington County.

The Chick-fil-A Classic will bring in 12-16 out of town/state teams. These teams' family and supporters along with college coaches coming for recruiting purposes and national media will all be traveling into Lexington County for the tournament. They will all be eating in area restaurants and sleeping host hotels within the county and spending money on incidentals over a 4 day period in a time period they would not normally be doing so without the attraction of the tournament.

In addition to the tourism boost, the Lexington community will benefit from the positive publicity the Chick-fil-A Classic produces each year for the host school. The tournament also provides an inexpensive entertainment value for the community. It will give the youth (and adults as well) the opportunity to watch future professional players while they are in high school. Years down the road they will still be talking about "remember when we saw _____ put on a show at the Chick-fil-A Classic and my son/daughter got his autograph". Our tournament tag line is "Where Tomorrow's Stars Play Today".

c. Total attendance to the Project/Event versus the number of total tourists in attendance.

We project over 7,000 spectators to attend over the 4 days of the tournament. We estimate based upon the number of out of town/state participants (coaches/players/managers) that will be participating; the number of family members/supporters attending; and the number of out of town/state media and college coaches in attendance that we will have between 600 and 700 "tourist" each day of the tournament. These people will stay overnight in hotel rooms and eat meals daily in Lexington County.

d. Economic impact generated by tourism towards the Project/Event.

The Chick-fil-A Classic will provide a significant economic tourism boost to both hotels and restaurants in Lexington County during the week after Christmas. The past year host hotels room night bookings associated with the Chick-fil-A Classic was 372. We project between 600 and 700 people from out of town/state will attend the tournament. Using the estimated 600-700 projected tourists in attendance and using the assumption each person will eat 2.5 meals per day multiplied by 4 days, we estimate between 6,000 and 7,000 meals will be consumed as a direct result of the tournament.

e. Overall description of how the Project/Event attracts and promotes tourists to the area and specifically how the Accommodations Tax Funds were used to accomplish this.

The Chick-fil-A Classic is very similar to a music festival where renowned music bands/artists are contracted to perform. Such a festival will attract both local and non-local (tourists) spectators to attend. Like any popular music festival, our success will depend upon the talent and popularity of the entertainment that is brought in to perform. In our case the highly ranked teams/players that perform are our entertainment. The anticipation of being able to watch future college stars and professional players while in high school is what attracts both tourists and locals to attend our tournament.

We used ATAX dollars to purchase Broadcast Television/Cable and Radio advertisements on stations with strong signals that reach out beyond a 50 mile radius, social media advertisements (facebook/twitter) and for billboards placed outside of Lexington County (Florence, Orangeburg, Sumter).

f. Additional Comments.

COUNTY OF LEXINGTON
ACCOMMODATIONS TAX FUND
APPLICATION
FY 2022/23

1. Name of Project/Event:

FY22/23 Marketing: EdVenture Brings Tourists to Lexington County

2. Type of Organization (please select one):

	County
	Municipal
X	Non-Profit Organization
	Community Service Club, Church, etc.
	501(c) 3
	Other

3. Sponsoring Organization

Name of Organization:	EdVenture Children's Museum
Mailing Address:	211 Gervais Street, P.O. Box 1638 Columbia, SC 29202

4. Director of Project/Event

Name & Title:	Erin McDonald, Director of Development and Marketing
Contact Number(s):	(803) 400-1147
Email:	emcdonald@edventure.org

5. Project/Event Website Address:

HTTPS://WWW.EDVENTURE.ORG/

6. Project/Event Category (*check one*):

X	Tourism – Advertising / Promotion *(see #10 for advertising/promotion sources)*
	Tourism Related Expenditures

7. Project/Event Timeline

Beginning Date:	July 1, 2022
End Date:	June 30, 2023

8. Location of Project/Event:

EdVenture Children's Museum 211 Gervais Street Columbia, SC; 146 W. Carolina Ave. Hartsville, SC; 3061 Howard Avenue Myrtle Beach, SC.

9. Number of Employees

Full-time:	26
Part-time:	18

10. Do you advertise outside of a 50-mile radius?

X	Yes			No

If you answered yes, *please check all that apply for advertising sources outside of Lexington County, and include the total number of each distributed.*

	Type of Ad	Total # Distributed	Range of Ad	For Ad Listings
X	Rack Cards	30,000	50+ miles	Complete ***Attachment A*** for Listing Details for Ads used in *Magazines, Newspapers, the Radio, and Billboards and Websites*. Please include targeted audience.
	Brochures			
	Posters			
	Magazine Ads			
	Newspaper Ads			
	Radio Ads			
	Billboard Ads			
X	Websites (other than primary)	2.5 million impressions	50+ miles	
X	Other (TV ads)	estimated 40% reach	50+ miles	

11. Number of Project/Event Attendance:

Expected Number:	170,000
Of this number, how many are tourists?	42,500 (25%)

Tourists - "People taking trips outside of their home communities for any purpose, except daily commuting to and from work." [SC Code of Laws, Chapter 6, Section 6-4-5 (4)]

12. List the methods used to track tourists:

Select Methods Used:	
	Webpage Inquiries
	Phone Call Inquiries
	Brochure Mailings
	Event Ticket Sales
	Event Registration
	Hotel Sales
	License Plates
	Surveys
X	Other

Provide the Estimated Numbers:	
Inquiries per month:	
Phone calls per month:	
Brochures mailed per month:	
Tickets sold per event:	
Registrants per event:	
Sales per event / per month:	
Count per event:	
Responses per survey:	
Zip codes at point of sale	42,500

13. *Must Complete* - County accommodations funds are generated from the hotels in the unincorporated areas of the County. Please list the hotels and number of rooms and nights you have used or plan to use for your Project/Event located in the unincorporated areas of Lexington County only:

Hotel Name & Location	Number of Rooms	Number of Nights
various	2,125	2,125+

14. Please indicate that you have read: Chapter 6, Sections 6-4-5 (4) and 6-4-10, SC Code of Laws, 1976?

X	Yes		No

15. Project/Event Budget: Request for funds must meet the requirements of Chapter 6, Section 6-4-10, SC Code of Laws, 1976, as amended.

a. Estimated Total Cost of Project/Event:	$25,000
b. Amount of Accommodations Funds Requested for this Project/Event:	$10,000
c. This Request Equals What Percent of the Total Project/Event Budget:	40 %
d. Use ***Attachment B*** and provide a detailed list of what the funds will be used for and the estimated amount for each item (i.e. brochures - $1,500, etc.)	Use ***Attachment B*** to complete.

16. Has your Project/Event or Organization previously received Accommodations Tax Funds?

X	Yes		No

If you answered yes, *please answer items a-e below.*

a. Year(s):	FY21 / FY22
b. Amount(s):	$2,000 / $2,000
c. Source(s):	Lexington County A-Tax
d. Purpose(s)	Advertising
e. For each award year, did you expend 100% of the ATAX funds you received?	X Yes / No *If you **answered no**, please explain:*

17. Project Description – Please use *Attachment C* to complete the following information that is required by the *Tourism Expenditure Review Committee* to be sure that the Project/Event is in accordance to Section 6-4-10 of the S.C. Code of Laws.

a. General Project/Event Description	*Please use **Attachment C** to complete answers a-f.*
b. Benefits that the Project/Event will serve toward promoting tourism and the benefits to the Community of Lexington County.	
c. Total attendance to the Project/Event versus the number of total tourists in attendance.	
d. Economic impact generated by tourism towards the Project/Event.	
e. Overall description of how the Project/Event attracts and promotes tourists to the area and specifically how the Accommodations Tax Funds were used to accomplish this.	
f. Additional Comments.	

PLEASE NOTE: APPLICANT AND/OR REPRESENTATIVES MUST BE PRESENT DURING REVIEW PROCESS BY THE ACCOMMODATIONS TAX ADVISORY BOARD IN ORDER TO BE CONSIDERED FOR FUNDING.

Signature of Project/Event Director:

Erin McDonald
Print Name

Director of Development and Marketing
Title

Erin McDonald
Signature

1/7/2022
Date

ATTACHMENT A
Item #10 – Advertisements

Please provide the information below for Ads used in *Magazines*, *Newspapers*, the *Radio*, and *Billboards* and *Websites*. Please include targeted audience.

Magazine Ads		
Ad Listing	Distribution Range	Targeted Audience

Newspaper Ads		
Ad Listing	Distribution Range	Targeted Audience

Television Ads		
Ad Listing	Distribution Range	Targeted Audience
Broadcast (Columbia DMA 913 counties), Florence, Myrtle Beach	50 + miles	Women (25-54), parents with young children (birth to age 10)
Cable (Columbia, Aiken, Rock Hill/Lancaster, GSA, Greenwood, Florence/Myrtle Beach, Charleston)	50+ miles	Women (25-54), parents with young children (birth to age 10)

Radio Ads		
Ad Listing	Distribution Range	Targeted Audience

Billboard Ads		
Ad Listing	Distribution Range	Targeted Audience

Website Ads (other than primary website)		
Ad Listing	Distribution Range	Targeted Audience
Digital (Online Video) (Columbia, Aiken, Rock Hill/Lancaster, GSA, Greenwood, Florence/Myrtle Beach, Charleston)	50+ miles	Women (25-54), parents with young children (birth to age 10)

Other Ads: Rack Cards/Brochures		
Ad Listing	Distribution Range	Targeted Audience
Myrtle Beach Visitor Centers	50 + miles	Women (25-54), parents with young children (birth to age 10)
Select hotels in Columbia, Hartsville, and Myrtle Beach	Within Columbia, Hartsville, and Myrtle Beach communities.	Women (25-54), parents with young children (birth to age 10)
SCPRT Visitor Centers	50+ miles	Women (25-54), parents with young children (birth to age 10)

ATTACHMENT B
Item #15 – Project / Event Budget

Provide a detailed list of what the funds will be used for and the estimated amount for each item (i.e. brochures - $1,500, etc.)

Item	Estimated Amount
Digital/Online Video	$10,000
TV Advertisements	$12,000
Rack Cards/Brochures	$3,000
Total	$25,000

ATTACHMENT C
Item #17 – Project / Event Description

Please complete the following information that is required by the Tourism Expenditure Review Committee to be sure that the Project/Event is in accordance to Section 6-4-10 of the S.C. Code of Laws.

a. General Project/Event Description:

EdVenture is a 501c3 registered non-profit educational institution dedicated to creating new generations of lifelong learners through museum experiences, daily floor programming, camps, and outreach. Our mission is to inspire children from birth to age 10 and the adults who care about them to experience the joy of learning as individuals, as families, and as a community.

EdVenture respectfully requests $10,000 to assist with FY2022-23 out-of-market tourism marketing promoting EdVenture's exhibits, programs, and events. The objectives for EdVenture's 2022-23 tourism advertising include the following:

1. Promoting EdVenture's exhibits such as EDDIE, World of Work, Flight, and many others along with annual signature events such as StoryBook Ball, Summertime Series, and Countdown to Kindergarten.
2. Building awareness with out-of-market audiences that EdVenture is a unique attraction for individuals/families with children planning a trip to the Midlands region of South Carolina or looking for a memorable, rewarding day trip for kids. EdVenture will also cross-promote all EdVenture locations including EdVenture Myrtle Beach and EdVenture Hartsville.

EdVenture's overall advertising campaign for out-of-market visitors is heavily weighted toward late fall, to capture travelers to fall sporting events and to position EdVenture as an attraction for the "winter break" season from schools; toward early spring, to capture "spring break" travelers; and toward summer to reach those making summer travel plans. These time frames depict peak attendance trends for out-of-area visitors.

The out-of-market media mix we plan to use this year to reach our primary and secondary target audiences will include digital outdoor (out-of-home) and television advertising supported by targeted online advertising, social media, and PR strategies to increase the reach and frequency of our messaging.

EdVenture will measure the viability and effectiveness of its 2022-23 marketing campaign through a variety of tracking methods that encompass different visitor details and habit patterns such as zip codes, website usage, and visitor surveys.

b. Benefits that the Project/Event will serve toward promoting tourism and the benefits to the Community of Lexington County.

EdVenture Children's Museum continues to be one of the most exciting attractions of its kind statewide, and it draws significant crowds of our target demographic--children birth to age 10, parents, families, school groups, and other organized groups from across the state. We are the only children's museum in the Midlands and the largest in the Southeast.

In FY2021, year 2 of the pandemic, our numbers were lower than our non-pandemic normal, but they improved (and continue to improve) each quarter. In FY21, the total number of visitors to EdVenture at all three locations was only 55% of the previous year's attendance. Of those visitors, 26,295 (31%) named SC zip codes as their home. From Lexington County, 14,796 of the county's 307,550 residents traveled to our three locations.

Our attendance is improving each quarter: In the first two quarters of FY22, we hosted 69,332 visitors. In just half of the year, our total number of visitors equaled 83% of FY22. If the trend continues, we will nearly double last year's numbers.

EdVenture serves as a catalyst for economic vitality and growth. Quality of life indicators for growing cities reveal that children's museums are an important factor in attracting intellectual capital development. Since 2003, EdVenture Children's Museum has been a vital resource for residents of Lexington County and throughout South Carolina with museum exhibits and programs. We are also an important part of many children's lives through school field trips, after-school programs, and/or family visits.

c. Total attendance to the Project/Event versus the number of total tourists in attendance.

Edventure anticipates total attendance to be over 170,000 at all 3 locations in FY23 with 42,500 (25%) tourists who travel 50 miles and more to visit the Museum.

d. Economic impact generated by tourism towards the Project/Event.

Because of your investment in EdVenture, as many as 2,125 hotel/motel overnight stays will be added to our local economy. EdVenture is able to configure our Economic Impact Analysis from data collected through our reservation and admissions software program that allows us to track the origin of all visitors. This system is fully integrated, and we use it to input each visitor's zip code as well as how they learned about EdVenture. Attendance data is tracked daily, reported monthly, and reviewed regularly by our managers and trustees. This information serves as a critical guide when making decisions regarding marketing strategies.

e. Overall description of how the Project/Event attracts and promotes tourists to the area and specifically how the Accommodations Tax Funds were used to accomplish this.

EdVenture's Marketing/Public Relations Department will continue to work closely with Experience Columbia and SC PRT to develop strategies to attract out-of-state tourists to Lexington County, including listings on the "Discover South Carolina" website. EdVenture's PR strategies also include submitting press releases and announcements for listings in monthly community calendars, online newspapers, and television station websites.

The multimedia campaign plan for FY23 for out-of-market tourism is anticipated to include television, digital, and rack card placements. Use of social media, blogs, our website (www.edventure.org), and cross promotions with EdVenture Hartsville and EdVenture Myrtle Beach will also be included in our marketing plan.

Accommodations Tax Funds will be used to market EdVenture throughout the state and region as noted above. Additionally, other tourism marketing ads will highlight EdVenture as an area attraction in these same markets.

f. Additional Comments.

Thank you for the opportunity to apply for Lexington County A-Tax Funds that will assist EdVenture in promoting our museum to tourists outside the 50-mile radius of EdVenture.

COUNTY OF LEXINGTON
ACCOMMODATIONS TAX FUND
EXPENDITURES
FY 2022/23

Organization Name: EdVenture Children's Museum

List of Expenditures	Actual FY 2020/21	Current FY 2021/22	Estimated FY 2022/23
TV Advertising	$12,000	$12,000	$12,000
Billboards	$2,500	$2,500	$0
Digital/Web	$7,500	$7,500	$10,000
Rack Cards/Brochures	$3,000	$3,000	$3,000
Total	$25,000	$25,000	$25,000

COUNTY OF LEXINGTON

ACCOMMODATIONS TAX FUND

FUNDING SOURCES

FY 2022/23

Organization Name: EdVenture Children's Museum

List of Funding Sources	Actual FY 2020/21	Current FY 2021/22	Estimated FY 2022/23
Lexington County	$2,000	$2,000	$10,000
City of West Columbia	$5,000	$5,735	$5,000
SC Parks, Recreation, and Tourism	$18,750	$17,200	$17,000
Total	$25,750	$24,935	$33,000

COUNTY OF LEXINGTON
TOURISM DEVELOPMENT FEE
Annual Budget
Fiscal Year - 2022-23

Object Code	Revenue Account Title	Actual 2020-21	Received Thru Nov 2021-22	Amended Budget Thru Nov 2021-22	Projected Revenues Thru Jun 2021-22	Requested 2022-23	Recommend 2022-23	Approved 2022-23
	***Tourism Development Fee 2130:**							
	Revenues:							
435300	Tourism Development Fees	1,061,725	600,510	1,300,000	1,300,000	1,400,000		
435302	TDF - Discount Travel Websites	178,555	109,764	150,000	150,000	200,000		
	Other Revenue:							
461000	Investment Interest	107	46	100	100	130		
	**** Total Revenue**	1,240,387	710,320	1,450,100	1,450,100	1,600,130		
	*****Appropriation Total**				1,450,100	1,600,130		
	FUND BALANCE Beginning of Year				145,598	145,598		
	FUND BALANCE - Projected End of Year				145,598	145,598		

Fund 2130
Division: General Administrative
Organization: 101100 - County Council

Object Code	Expenditure Classification	2020-21 Expenditure	2021-22 Expend (Dec)	2021-22 Amended (Dec)	2022-23 Requested	*BUDGET* 2022-23 Recommend	2022-23 Approved
	Personnel						
	*** Total Personnel**	**0**	**0**	**0**	**0**		
	Operating Expenses						
534400	Convention Center Facility	1,183,332	710,321	1,450,100	1,600,130		
	*** Total Operating**	**1,183,332**	**710,321**	**1,450,100**	**1,600,130**		
	**** Total Personnel & Operating**	**1,183,332**	**710,321**	**1,450,100**	**1,600,130**		
	***** Total Budget Appropriation**	**1,183,332**	**710,321**	**1,450,100**	**1,600,130**		

COUNTY OF LEXINGTON
TEMPORARY ALCOHOL BEVERAGE LICENSE FEE
Annual Budget
Fiscal Year 2022-23

Object Code	Revenue Account Title	Actual 2020-21	Received Thru Nov 2021-22	Amended Budget Thru Nov 2021-22	Projected Revenues Thru Jun 2021-22	Requested 2022-23	Recommend 2022-23	Approved 2022-23
	***Temporary Alcohol Beverage License Fee 2140:**							
	Revenues:							
435400	Temp. Alcohol Beverage Permit Fee	80,500	0	75,000	75,000	75,000		
461000	Investment Interest	183	41	1,500	1,500	250		
	**** Total Revenue**	80,683	41	76,500	76,500	75,250		
	*****Appropriation Total**				70,676	~~70,676~~ 73,176		
	FUND BALANCE Beginning of Year				162,689	168,513		
	FUND BALANCE - Projected End of Year				168,513	170,587		

Fund 2140
Division: Non-departmental
Organization: 999900 Non-departmental

Object Code	Expenditure Classification	2020-21 Expenditure	2021-22 Expend (Dec)	2021-22 Amended (Dec)	BUDGET 2022-23 Requested	BUDGET 2022-23 Recommend	BUDGET 2022-23 Approved
	Operating Expenses						
534070	Gaston Collard Festival	0	0	2,500	2,500		
534071	Lexington County Peach Festival	0	0	2,500	2,500		
534072	SC Poultry Festival	0	0	0	2,500		
534073	Pelion Peanut Festival	0	0	0	0		
534074	Chapin Labor Day Festival	2,000	0	2,500	2,500		
534075	Irmo Okra Strut	2,500	0	2,500	2,500		
534098	Tartan Day South - The River Alliance	0	0	2,500	2,500		
534285	Fall Back Fest: City of W. Columbia	0	0	2,500	2,500		
534288	ICRC Holiday Lights on the River	0	0	2,500	2,500		
	*** Total Operating**	**4,500**	**0**	**17,500**	**20,000**		
	**** Total Personnel & Operating**	**4,500**	**0**	**17,500**	**20,000**		
	Other Financing Uses						
812501	Op Trn to Community Juvenile Arbitration	57,002	0	53,176	53,176		
	****Total Other Financing Uses**	**57,002**	**0**	**53,176**	53,176		
	***** Total Budget Appropriation**	**61,502**	**0**	**70,676**	73,176		

COUNTY OF LEXINGTON

TEMPORARY ALCOHOL BEVERAGE LICENSE FEE APPLICATION
FY 2022/23

1. Name of Festival:

Tartan Day South Highland Games & Celtic Festival

2. Type of Organization (please select one):

	County Government
	Municipal
X	Non-Profit Organization
	Community Service Club, Church, etc.
	Other

3. Sponsoring Organization

Name of Organization:	The River Alliance
Mailing Address:	300 Candi Lane Columbia, SC 29210

4. Director of Festival

Name & Title:	John Banks, Coordinator
Contact Number(s):	803-665-7620
Email:	johnbanks@columbiaspeedway.com

5. Festival Website Address:

WWW.TARTANDAYSOUTH.COM

6. Festival Category (*check one*):

X	Festival
	Other – Pursuant to State Statute Section 61-6-2010

7. Festival Timeline

Actual Dates of Festival:	March 30 – April 2nd 2023

8. Location of Festival:

LEXINGTON ICEHOUSE AMPHITHEATER, LEXINGTON HISTORIC COLUMBIA SPEEDWAY, CAYCE

9. How many people do you expect to attend?

Expected Number:	15,000

10. Festival Budget: Request for funds must meet the requirements of Chapter 61, Section 61-6-2010, SC Code of Laws, 1976, as amended.

a. Estimated Total Cost of Festival:	$130,000
b. Amount of funds requested for the Festival:	$5,000
c. This Request Equals What Percent of the Total Festival Budget:	4 %

11. Has your Project/Event or Organization previously received Temporary Alcohol Beverage License Fee Funding?

[x] Yes [ ] No

If you answered yes, *please answer items a-e below.*

a. Year(s):	2014 - 2020
b. Amount(s):	$2,500 per year
c. Source(s):	Lexington County
d. Purpose(s)	
e. For each award year, did you expend 100% of the Temporary Alcohol Beverage License Fee funds you received?	[X] Yes [ ] No *If you **answered no**, please explain:*

12. Festival Description – Please use *Attachment A* to complete the following information that is required by the *Tourism Expenditure Review Committee* to be sure that the Festival is in accordance to Chapter 61, Section 61-6-2010, of the S.C. Code of Laws, 1976 as amended.

a. General description of the festival and brief history of the organization	*Please use* ***Attachment A*** *to complete answers a-f.*
b. State the benefits that this festival will serve toward promoting tourism and the Community of Lexington County.	
c. Total attendance to the festival versus the number of total tourists in attendance.	
d. Economic impact generated by tourism towards the festival	
e. Overall description of how the festival attracts and promotes tourists to the area and specifically how the Temporary Alcohol Beverage License Fee funds were used to accomplish this.	
f. Additional Comments.	

ORIGINAL APPLICATION DUE BY:

FRIDAY, JANUARY 7, 2022

FY 2022/23 Festival Application

Lexington County Council
212 South Lake Drive, Suite 601
Lexington, SC 29072

Signature of Festival Director:

John R. Banks
Print Name

Coordinator
Title

John R. Banks
Signature

1-7-22
Date

COUNTY OF LEXINGTON

TEMPORARY ALCOHOL BEVERAGE LICENSE FEE EXPENDITURES FY 2022/23

Organization Name: ___The River Alliance_____

List of Expenditures	Actual FY 2020/21	Current FY 2021/22	Estimated FY 2022/23
Event Insurance	Cancelled	3,000	3,000
Printed Marketing		5,000	5,000
Entertainment, Exhibitions, Athletics		30,000	30,000
Tents and Logistics		20,000	20,000
Restroom Rentals		5,000	5,000
Advertising and Marketing		40,000	40,000
Facility Rentals and Electrical Cost		13,000	13,000
Labor		5,000	5,000
SC Amusement Taxes		4,000	4,000
Lodging for Bands and Judges		3,000	3,000
Miscellaneous Entertainers and MC		1,000	1,000
New Assorted Athletes Equipment		1,000	1,000
Total		130,000	130,000

COUNTY OF LEXINGTON

TEMPORARY ALCOHOL BEVERAGE LICENSE FEE
FUNDING SOURCES
FY 2022/23

Organization Name: ___The River Alliance_____

List of Funding Sources	Actual FY 2020/21	Current FY 2021/22	Estimated FY 2022/23
City of Cayce A Tax	Cancelled	12,000	12,000
City of Cayce Hosp Tax	Cancelled	18,000	18,000
City of West Columbia A Tax	Cancelled	12,000	12,000
Town of Lexington A Tax	Cancelled	12,000	12,000
Lexington Beverage Tax	Cancelled	2,500	5,000
Vender Fees	Cancelled	7,500	7,500
Beverage Sales and Car Fees	Cancelled	8,000	8,000
Ticket sales	Cancelled	46,000	46,000
Sponsors	Cancelled	10,000	10,000
Total		130,000	130,000

Tartan Day South Answers to Question 12:

a. General description of the festival and brief history of the organization

Tartan Day South is a multifaceted multiday festival celebrating Celtic Heritage. We have stretched the festival to four days to encourage overnight stays from our visitors. We celebrate national Tartan Day, a holiday created by the US Congress to celebrate the contributions of Americans of Scottish and Irish decent.

The four days include:

Thursday night is the "Celtic Kickoff Party"

Friday's Celtic Commotion is a concert with three bands, bagpipe performances, Traditional Dancing, and other exhibits. This year the Friday night Concert will be hosted at the Lexington Icehouse Amphitheater.

Saturday is the Main event with 10 hours of festival covering 9 acres. The event includes Highland Athletics, Traditional Dancing Exhibitions, Great Celtic Music, Mass Pipe Bands, Sheep Dog Herding Exhibitions, Birds of Prey Exhibitions, Traditional Foods & Drink, Genealogy, Classic British Car Show, Celtic Clans & Societies, Ax Tossing & Archery, Celtic Marketplace and Kids Rides and Play Area.

The Festival Concludes on Sunday morning with a Kirkin' of the Tartans service.

Brief history of The River Alliance:

The River Alliance mission is the creation of community benefit from the region's rivers. We receive some support from our member governments but also rely on our private sector partners. We can affirm this support has a direct impact on our ability to continue operations and develop projects. We have been successful in creating a regional public policy of river access. We have then followed through with defining and resourcing projects. We have formed successful teams to design, engineer and permit these projects and we have managed their creation. Our success is measured in the thousands of people who routinely visit. Our web site, www.riveralliance.org has more details. For those who have not seen the Three Rivers Greenway, I suggest a weekend visit. A map can be downloaded from the site. The busiest portions routinely see 400-500 users per hour.

b. State the benefit that this festival will serve toward promoting tourism and the Lexington County Community

This themed festival draws a genre of people who follow these events around the country. The bands we bring in have international and regional followings that also brings tourists. We have had a tremendous success in drawing from outside our area. By collecting Zip Code at last year's event

we captured visitors from 162 Cities from 35 states outside of South Carolina. We also captured zip codes from 158 South Carolina cities that are located outside 50 miles from Lexington County in 2019. This festival opens new eyes to what Lexington County has to offer.

c. Total attendance to the festival versus the number of total tourists in attendance

The total attendance grew to 12,119 in 2019. The event celebrated the Nineth year in April of 2019. Through the data collected we estimate that over 1,700 visitors were from out of state and another 2,600 South Carolina visitors were from outside of 50 miles from Lexington. This indicates over 36% of the attendees would be considered tourists.

d. Economic impact generated by tourism to the festival

The economic impact for the festival is far reaching from restaurants, hotels, pubs, and gas stations. Based on figures provided by SCPRT for estimating economic impact the festival conservatively provides over $1.51 million dollars on the main event day alone. A local business right down the road from the speedway states that it is their busiest day of the year over the last four years.

e. Overall description of how the festival attracts and promotes tourists to the area and specifically how the Temporary Alcohol Beverage License Fee funds were used to accomplish this, i.e. brochures - $300, etc.

We will purchase billboards and digital media in Charlotte, Raleigh, and Atlanta at around $4,000. We purchase over $3,000 dollars in state wide radio ads through 97.5 FM which reaches 75% of South Carolina's population. We receive $2,500 last year and that is where it was targeted.

Tartan Day South

2019 Final Books

Marketing Expenses		
Blip Billboards	$	356.51
The Graphic Source	$	885.78
Amber Long Graphic Des	$	505.00
Spectrum	$	1,907.00
Field Signs	$	388.20
Printing	$	2,630.00
Celtic Life	$	695.00
102.3 Fox	$	3,530.00
98.5 Steve WVOC 560 AM	$	8,000.00
97.5 WCOS FM 104.7 fm		
WIS TV Full Market		
107.5 The Game	$	1,000.00
WIS TV Full Market	$	8,000.00
Peach Jar	$	1,170.00
Lamar Billboards	$	900.00
Billboard CVB	$	1,300.00
Irmo News, CWC News	$	600.00
Lexington Chronical	$	1,000.00
The State	$	826.00
Social Media Consultant	$	750.00
Free Times	$	3,062.50
Hometown radio	$	1,500.00
Facebook Ads	$	30.00
Grace Bill Boards	$	1,200.00
WXRY	$	350.00
Web Maintanance	$	652.50
Total Marketing	**$**	**41,238.49**
Operating Expenses	**$**	**88,447.05**
Total Expenses	**$**	**129,685.54**

Operating Expenses		
Misc. Costs	$	58.96
Tent Rentals	$	16,882.74
Vip Tent Expenses	$	1,771.12
Golf Carts	$	1,026.70
T Shirts Expense (Vol, Ath, Sales)	$	2,967.23
Restroom Services	$	1,995.38
Trash Services	$	500.00
Athletic Equipment	$	915.00
Feeding Athletes	$	770.00
Credit Card Fees	$	244.98
Electrical and Logistics Rentals	$	5,833.95
Security	$	850.00
Music Artists, Pipe Bands, Sound	**$**	**21,735.00**
Dogs and Birds, Judes		
Tasting Supplies	$	527.71
Pipe Band Coordinator	$	600.00
Fire	$	85.00
Kirkin of Tartans	$	300.00
Tartan Project	$	815.00
Rooms for Bands & Judges	$	2,702.96
Event Insurance	$	1,595.20
Facility Rental	$	10,000.00
Awards	$	54.00
Miscelanous Labor	$	5,025.00
Ammusement Taxes	$	2,350.00
Grant Writers Fees	$	8,291.12
Fairy	$	250.00
Highland Dancers	$	150.00
Quidditch	$	150.00
Operating Expenses	**$**	**88,447.05**
Net Money Raised for The River Alliance	**$**	**7,145.34**

Revenues		
Grants & Sponsors		
West Columbia A-Tax	$	10,000.00
Cayce A-Tax	$	10,000.00
Lexington Beverage Tax	$	2,500.00
Cayce H-Tax	$	24,000.00
Town of Lexington A-Tax	$	8,000.00
Grants	**$**	**54,500.00**
Guiness	$	1,500.00
Vital Chiropractic	$	500.00
McDaniels	$	2,000.00
Paradise Home Impro	$	485.20
Bath Fitters	$	500.00
Mount Valley		$500.00
Bakersview	$	485.20
McCray Meadows	$	750.00
Leaf Filter	$	485.20
Nephron	$	2,000.00
Mooneyhans auto	$	500.00
Oharas Pub	$	1,000.00
Culpepper	$	2,000.00
Security Federal	$	1,000.00
Total G & S	**$**	**68,205.60**
Vendor Income	$	8,625.28
Car Club Fees and Income	$	1,970.00
Program Sales, Shirt, Scotch	$	2,895.00
Ticket Sales	$	49,350.00
Beverage Income	$	5,145.00
Tasting	$	640.00
Total Income	**$**	**136,830.88**

COUNTY OF LEXINGTON
TEMPORARY ALCOHOL BEVERAGE LICENSE FEE APPLICATION
FY 2022/23

1. Name of Festival:

SOUTH CAROLINA POULTRY FESTIVAL

2. Type of Organization (please select one):

	County Government
	Municipal
✓	Non-Profit Organization
	Community Service Club, Church, etc.
	Other

3. Sponsoring Organization

Name of Organization:	LEESVILLE MERCHANTS ASSOCIATION
Mailing Address:	PO BOX 4067 LEESVILLE, SC 29070

4. Director of Festival

Name & Title:	BRENT SHEALY CO-CHAIR
Contact Number(s):	803-429-5198
Email:	brent.shealy@economyfurniture.com

5. Festival Website Address:

SCPOULTRYFESTIVAL.COM

6. Festival Category (*check one*):

✓	Festival
	Other – Pursuant to State Statute Section 61-6-2010

7. Festival Timeline

Actual Dates of Festival:	MAY 12, 13, 14, 2022

8. Location of Festival:

MAIN ST. LEESVILLE DISTRICT OF GATESBURG LEESVILLE

9. How many people do you expect to attend?

Expected Number:	80,000

10. Festival Budget: Request for funds must meet the requirements of Chapter 61, Section 61-6-2010, SC Code of Laws, 1976, as amended.

a. Estimated Total Cost of Festival:	$ 100,000.00
b. Amount of funds requested for the Festival:	$ 5,000.00
c. This Request Equals What Percent of the Total Festival Budget:	5 %

11. Has your Project/Event or Organization previously received Temporary Alcohol Beverage License Fee Funding?

☑ Yes ☐ No

If you answered yes, *please answer items a-e below.*

a. Year(s):	2019 AND PREVIOUS YEARS
b. Amount(s):	2500.00 ANNUALLY
c. Source(s):	TEMP. ALCOHOL BEVERAGE LICENSE FEE
d. Purpose(s)	ADVERTISING
e. For each award year, did you expend 100% of the Temporary Alcohol Beverage License Fee funds you received?	☑ Yes ☐ No *If you **answered no**, please explain:*

12. Festival Description – Please use *Attachment A* to complete the following information that is required by the *Tourism Expenditure Review Committee* to be sure that the Festival is in accordance to Chapter 61, Section 61-6-2010, of the S.C. Code of Laws, 1976 as amended.

a. General description of the festival and brief history of the organization	*Please use **Attachment A** to complete answers a-f.*
b. State the benefits that this festival will serve toward promoting tourism and the Community of Lexington County.	
c. Total attendance to the festival versus the number of total tourists in attendance.	
d. Economic impact generated by tourism towards the festival	
e. Overall description of how the festival attracts and promotes tourists to the area and specifically how the Temporary Alcohol Beverage License Fee funds were used to accomplish this.	
f. Additional Comments.	

ORIGINAL APPLICATION DUE BY:
FRIDAY, JANUARY 7, 2022
FY 2022/23 Festival Application
Lexington County Council
212 South Lake Drive, Suite 601
Lexington, SC 29072

Signature of Festival Director:

BRENT SHEALY
Print Name

CO-CHAIR
Title

Brent Shealy
Signature

01/06/22
Date

COUNTY OF LEXINGTON
TEMPORARY ALCOHOL BEVERAGE LICENSE FEE
FUNDING SOURCES
FY 2022/23

Organization Name: South Carolina Poultry Festival

List of Funding Sources	Actual FY 2020/21	Current FY 2021/22	Estimated FY 2022/23
Events	N/A -	56,000	58,800
Vendors	festival was	14,500	15,225
Sponsorships	Cancelled	40,000	42,000
Advertising	due to	7,700	8,085
Grants	Covid.	5,000	5250
Other		6,000	6,300
Total	N/A	129,200	135,660

COUNTY OF LEXINGTON
TEMPORARY ALCOHOL BEVERAGE LICENSE FEE
EXPENDITURES
FY 2022/23

Organization Name: South Carolina Poultry Festival

List of Expenditures	Actual FY 2020/21	Current FY 2021/22	Estimated FY 2022/23
Advertising	N/A due	16,000	16,800
Events	to festival	77,000	80,850
Souveniers	being	9,600	10,290
Bank	cancelled	250	262.50
Misc.	due to	5,800	6,090
Contributions	Covid	2,000	2100
Equipment / Facilities		11,540	12,117
Maintenance		1200	1260
Insurance		2200	2310
Licenses		600	630
Office / Printing		925	971.25
Website / Phone		390	409.50
Rentals		5900	6195.00
Scholarships		2000	2100
Utilities		1100	1155
Professional		1000	1050
Total	N/A	137,705	144,590.25

THE SOUTH CAROLINA POULTRY FESTIVAL
BATESBURG-LEESVILLE

POST OFFICE BOX 4067
BATESBURG-LEESVILLE, SC 29070
TOLL FREE: 1-888-427-7273
VISIT US AT WWW.SCPOULTRYFESTIVAL.COM

County of Lexington
Temporary Alcholol Beverage License Fee
FY 2022/23

Started in 1987, our annual festival has grown from a regional event attracting 20,000 visitors to one that now boasts crowds of 100,000 people plus. With poultry giants like Columbia Farms, Amick Farms, and Gentry's Poultry Company calling the region home, the greater Batesburg-Leesville area contributes significantly to the poultry industry in South Carolina each year.

The South Carolina Poultry Festival is held the 2nd Saturday in May every year. Our three-day festival includes something literally for everyone! Festivities begin Thursday night with a one priced ride night and musical entertainment. Friday night continues with more rides, musical entertainment complete with a street dance, and a corn-toss tournament in the park. Saturday starts early with a 5K road race, volleyball tournament in the park, a great parade, a variety of feel good diet busting foods, that perfect craft to buy from a variety of crafters, a fantastic classic car show, rides, rides, and more rides! With three stages of entertainment, festival goers can put their dancing skills to the test with the musical talents of the bands at the street dance. And of course, no Poultry Festival would be complete without the #1 World's Best Chicken Cooking Contest *and* the largest fireworks display in the Midlands.

A festival of this magnitude comes with a great price tag and would not be possible without the countless volunteers who give generously of their time, the sponsors, and all the unsung heroes working in unison to create a family-oriented festival. Monies received from this funding will better allow us the privilege to advertise and market our growing festival. With something for everyone, our festival brings folks from all over the state (and beyond) together in fun and fellowship to share in and experience the sweet charm and hospitality of Batesburg-Leesville, SC.

SOUTH CAROLINA POULTRY FESTIVAL

Balance Sheet

As of December 31, 2021

	Dec 31, 21
ASSETS	
Current Assets	
Checking/Savings	
BB&T CHECKING	47,563.73
Total Checking/Savings	47,563.73
Total Current Assets	47,563.73
TOTAL ASSETS	47,563.73
LIABILITIES & EQUITY	
Liabilities	
Current Liabilities	
Other Current Liabilities	
TAXES FEDERAL W/H	-23.40
Total Other Current Liabilities	-23.40
Total Current Liabilities	-23.40
Total Liabilities	-23.40
Equity	
Opening Bal Equity	33,760.59
Retained Earnings	23,079.61
Net Income	-9,253.07
Total Equity	47,587.13
TOTAL LIABILITIES & EQUITY	47,563.73

SOUTH CAROLINA POULTRY FESTIVAL

Profit & Loss

January through December 2021

	Jan - Dec 21
Income	
SOUVENIR SALES	24.00
SPONSORSHIPS	4,500.00
Total Income	4,524.00
Expense	
CONTEST PRIZES AND AWARDS	200.00
CONTRIBUTIONS	1,250.00
ENTERTAINMENT	4,000.00
FACILITIES/EQUIPMENT	1,545.71
GARBAGE & CLEAN UP	889.00
INSURANCE	530.00
MISC. EXPENSE	615.14
OFFICE SUPPLIES/PRINTING	121.28
PHONE	50.00
PROFESSIONAL FEES	825.00
SCHOLARSHIPS	3,000.00
UTILITIES	750.94
Total Expense	13,777.07
Net Income	-9,253.07

Lexington County Peach Festival
PO Box 62
Gilbert, SC 29054
www.lexingtoncountypeachfestival.com

January 5, 2022

Brittany Shumpert, Clerk to Council
Lexington County Council
212 South Lake Dr, Suite 601
Lexington, SC 29072

Dear Ms. Shumpert:

Thank you for the opportunity again to submit our funding request on behalf of the Gilbert Community Club for the Lexington County Peach Festival. This year's festival will be held on Monday, July 4, 2022. We are requesting $2,500. We currently use this grant to offset our advertising costs which again this year will exceed $12,000.

Again, thank you for your approval of these funds in the past. We look forward to hearing from you and working with you in the future. If you should need additional information or clarification on the enclosed documents, please contact me at (803) 608-0851 or at gilbertcctreasurer@gmail.com or Tim Kyzer, Gilbert Community Club Chairman of the Board at (803) 603-1279.

Sincerely,

Monica Motes

Monica Motes
Gilbert Community Club Treasurer

COUNTY OF LEXINGTON

TEMPORARY ALCOHOL BEVERAGE LICENSE FEE APPLICATION

FY 2022/23

1. Name of Festival:

Lexington County Peach Festival

2. Type of Organization (please select one):

	County Government
	Municipal
✓	Non-Profit Organization
	Community Service Club, Church, etc.
	Other

3. Sponsoring Organization

Name of Organization:	Gilbert Community Club
Mailing Address:	PO Box 62, Gilbert, SC 29054

4. Director of Festival

Name & Title:	Tim Kyzer
Contact Number(s):	8036031279
Email:	gilbertcctreasurer@gmail.com

5. Festival Website Address:

www.lexingtoncountypeachfestival.com

6. Festival Category (*check one*):

✓	Festival
	Other – Pursuant to State Statute Section 61-6-2010

7. Festival Timeline

Actual Dates of Festival:	July 4, 2022

8. Location of Festival:

Gilbert Community Park and surrounding area

9. How many people do you expect to attend?

Expected Number:	30,000

10. Festival Budget: Request for funds must meet the requirements of Chapter 61, Section 61-6-2010, SC Code of Laws, 1976, as amended.

a. Estimated Total Cost of Festival:	$ 94924
b. Amount of funds requested for the Festival:	$ 2500
c. This Request Equals What Percent of the Total Festival Budget:	2.6 %

11. Has your Project/Event or Organization previously received Temporary Alcohol Beverage License Fee Funding?

☑ Yes ☐ No

If you answered yes, *please answer items a-e below.*

a. Year(s):	2020
b. Amount(s):	2,500
c. Source(s):	Lexington County
d. Purpose(s)	Lexington County Peach Festival
e. For each award year, did you expend 100% of the Temporary Alcohol Beverage License Fee funds you received?	☑ Yes ☐ No *If you **answered no**, please explain:*

12. Festival Description – Please use *Attachment A* to complete the following information that is required by the *Tourism Expenditure Review Committee* to be sure that the Festival is in accordance to Chapter 61, Section 61-6-2010, of the S.C. Code of Laws, 1976 as amended.

a.	General description of the festival and brief history of the organization	*Please use* ***Attachment A*** *to complete answers a-f.*
b.	State the benefits that this festival will serve toward promoting tourism and the Community of Lexington County.	
c.	Total attendance to the festival versus the number of total tourists in attendance.	
d.	Economic impact generated by tourism towards the festival	
e.	Overall description of how the festival attracts and promotes tourists to the area and specifically how the Temporary Alcohol Beverage License Fee funds were used to accomplish this.	
f.	Additional Comments.	

ORIGINAL APPLICATION DUE BY:
FRIDAY, JANUARY 7, 2022
FY 2022/23 Festival Application
Lexington County Council
212 South Lake Drive, Suite 601
Lexington, SC 29072

Signature of Festival Director:

Tim Kyzer
Print Name

Board Chair
Title

Signature

1/5/2022
Date

COUNTY OF LEXINGTON

TEMPORARY ALCOHOL BEVERAGE LICENSE FEE EXPENDITURES

FY 2022/23

Organization Name: _Lexington County Peach Festival_____

List of Expenditures	Actual FY 2020/21	Current FY 2021/22	Estimated FY 2022/23
$17, 130	$10,231	$3,537	$94,924
Total	$10,231	$3,537	$94,924

ATTACHMENT A
ITEM #12 – FESTIVAL DESCRIPTION

Please complete the following information that is required by the Tourism Expenditure Review Committee to be sure that the Project/Event is in accordance to Chapter 61, Section 61-6-2010 of the S.C. Code of Laws, 1976 as amended.

a. General description of the festival and brief history of the organization:

The Festival is a one-day event consisting of a parade, a local aviation business that provides an exciting air show before the parade, a peach recipe contest, beauty contest, many art and craft vendors, and a program with parade awards, peachy recipe awards, and recognition of visiting dignitaries. There is also entertainment on three stages that begins around 9:30 AM and continues until around 6:00 PM. At that time music continues on one stage until around 10:30 PM after the fireworks show ends. There is also a Peach Festival Auto Show, an Antique Tractor and Farm Equipment Show.
The Gilbert Community Club is responsible for food vending all day. Numerous booths provide peach ice cream, hot dogs, hamburgers, chicken sandwiches, barbeque sandwiches, snow cones, peach cobbler, peach sundaes, peach tea, peach punch, peach slush, and peach-berry split (peaches and blueberries on ice cream). Barbeque chicken and pork plates are also available on the grounds.
The Festival is a family event which prohibits alcohol on the premises. We feel that this is a very important aspect of our Festival. We have many people who express appreciation for our stand on this issue. We also ask that our arts and crafts vendors not sell items that promote drugs, alcohol, tobacco or profanity, and they are asked to leave if they refuse to cooperate.
The Festival began in 1958 as a small community projects to raise money for various community projects. The three goals were to promote the community, to promote the peach industry, and to promote our county. The peach industry was huge in Gilbert, South Carolina in 1958 and celebrating our country ' s independence and our local peach industry on July 4th seemed a natural thing to do. While the peach industry in Gilbert is not as large as in 1958, the support of the festival and what it stands for is still a huge factor in this community.

Over the years the Festival has grown from a small local event to a huge event drawing crowds from all over. The addition of a web page has put the Festival into a position to be nationally recognized.

b. State the benefits that this festival will serve toward promoting tourism and the Community of Lexington County.

The Peach Festival brings in people form all over the state as well as many from out of state. The name Gilbert and Lexington County are synonymous with the Peach Festival to many people. It is one of the largest, oldest, and best-known events sponsored in the county. Many people come to Lexington County to attend this festival each July 4th making it a part of their Independence Day tradition.

As stated previously, when we added a web page to our promotional events, we began to get inquires nationwide about the Festival. We also had people from several states who made the Festival a part of their travel plans for the summer. In 2010 one family from Pennsylvania planned their trip to Disney World so that they could be in Gilbert on the 3rd for the Festival. Each year we get inquires from more and more out-of-state people.

c. Total attendance to the Festival versus the number of total tourists in attendance.

The estimated attendance for the Festival is around 30,000 with approximately 25,000 of those considered tourists.

d. Economic impact generated by tourism towards the Festival.

We have no records to indicate actual figures for economic impact. We do know that many of our attendees come from out of town spending the night in neighboring towns with hotel accommodations. We also have reports from our local businesses that business booms for them on the day of the Festival. In addition, several restaurants in nearby towns as well as in Gilbert are swamped with visitors who enjoy a meal with them before leaving the area. Several of our local stores express to us that there are a large number of people that stop in to shop. One local

e. Overall description of how the Festival attracts and promotes tourists to the area and specifically how the Temporary Alcohol Beverage License Fee funds were used to accomplish this.

The Festival at this point attracts a large number just by our reputation acquired over the last 60+ years. We have good promotions sponsored by WISTV and other local TV, newspaper, and magazine producers. For several years Southern Living has done a story about the Festival, and we were featured on the TODAY Show in New York on July 4, 2008! We are members of the SC Festival Association and have a website linked to the PRT site, WISTV, the Festival Association site, as well as several others.

In 2019 (during our last festival/we did not hold a festival in 2020 or 2021 due to the COVID pandemic) we spent more than $19,000 on entertainment/fireworks and approximately $700 to drive and maintain a float for the Festival queens that represents us in many parades. These expenses alone would more than take care of the $2,500 grant that we receive.

As evident by the receipt in the amount of $10,909.72 that was submitted to the County of Lexington for 2018 promotion expenses, the $5,000 grant that we received was used to offset the costs of printing and advertising for the Festival.

f. Additional Comments.

We have enjoyed a highly successful festival for 60+ years and look forward to continuing this tradition into the next century. We have set up an advisory board to ensure that we are preparing leaders for the festival as years pass and our present generation who have worked with the Festival for the past 60+ years are no longer able to carry out their duties.

We receive many comments of appreciation from the attendees of the Festival about our ' no alcohol ' policy. Law enforcement also has expressed appreciation for this as it makes their job a much easier one on the day of the Festival.

The Festival serves as a unifying factor in our community bringing people together from all walks of life. It is also a source of pride for our community as it is the major thing that has ' put Gilbert on the map ' so to speak!

In 1983, the Gilbert Community Club, along with the Peach Festival, began giving scholarships to seniors who have worked for at least three years with the Festival, and to date have given over 300 scholarships. Today many our festival workers, committee chairpersons, and several other the advisory members, are former scholarship recipients.

We are proud of our reputation and the quality of our Festival and hope to be able to continue to promote Lexington County with a Festival of integrity and class for many years to come.

GILBERT COMMUNITY CLUB for LEXINGTON COUNTY PEACH FESTIVAL – 2022

A. Description of Festival and History

The Festival is a one-day event consisting of a parade, a local aviation business that provides an exciting air show before the parade, a peach recipe contest, beauty contest, many art and craft vendors, and a program with parade awards, peachy recipe awards, and recognition of visiting dignitaries. There is also entertainment on three stages that begins around 9:30 AM and continues until around 6:00 PM. At that time music continues on one stage until around 10:30 PM after the fireworks show ends. There is also a Peach Festival Auto Show, an Antique Tractor and Farm Equipment Show.

The Gilbert Community Club is responsible for food vending all day. Numerous booths provide peach ice cream, hot dogs, hamburgers, chicken sandwiches, barbeque sandwiches, snow cones, peach cobbler, peach sundaes, peach tea, peach punch, peach slush, and peach-berry split (peaches and blueberries on ice cream). Barbeque chicken and pork plates are also available on the grounds.

The Festival is a family event which prohibits alcohol on the premises. We feel that this is a very important aspect of our Festival. We have many people who express appreciation for our stand on this issue. We also ask that our arts and crafts vendors not sell items that promote drugs, alcohol, tobacco or profanity, and they are asked to leave if they refuse to cooperate.

The Festival began in 1958 as a small community projects to raise money for various community projects. The three goals were to promote the community, to promote the peach industry, and to promote our county. The peach industry was huge in Gilbert, South Carolina in 1958 and celebrating our country's independence and our local peach industry on July 4th seemed a natural thing to do. While the peach industry in Gilbert is not as large as in 1958, the support of the festival and what it stands for is still a huge factor in this community.

Over the years the Festival has grown from a small local event to a huge event drawing crowds from all over. The addition of a web page has put the Festival into a position to be nationally recognized.

B. Benefit Festival Will Serve Toward Promoting Tourism and the Lexington County Community

The Peach Festival brings in people form all over the state as well as many from out of state. The name Gilbert and Lexington County are synonymous with the Peach Festival to many people. It is one of the largest, oldest, and best-known events sponsored in

the county. Many people come to Lexington County to attend this festival each July 4th making it a part of their Independence Day tradition.

As stated previously, when we added a web page to our promotional events, we began to get inquires nationwide about the Festival. We also had people from several states who made the Festival a part of their travel plans for the summer. In 2010 one family from Pennsylvania planned their trip to Disney World so that they could be in Gilbert on the 3rd for the Festival. Each year we get inquires from more and more out-of-state people.

C. Festival Attendance

The estimated attendance for the Festival is around 30,000 with approximately 25,000 of those considered tourists.

D. Economic Impact Generated by Tourism

We have no records to indicate actual figures for economic impact. We do know that many of our attendees come from out of town spending the night in neighboring towns with hotel accommodations. We also have reports from our local businesses that business booms for them on the day of the Festival. In addition, several restaurants in nearby towns as well as in Gilbert are swamped with visitors who enjoy a meal with them before leaving the area. Several of our local stores express to us that there are a large number of people that stop in to shop. One local sandwich shop has added breakfast to their menu on the day of the festival and has had great success with it.

E. Description of How Festival Attracts and Promotes Tourists an How Funds are Used

The Festival at this point attracts a large number just by our reputation acquired over the last 60+ years. We have good promotions sponsored by WISTV and other local TV, newspaper, and magazine producers. For several years Southern Living has done a story about the Festival, and we were featured on the TODAY Show in New York on July 4, 2008! We are members of the SC Festival Association and have a website linked to the PRT site, WISTV, the Festival Association site, as well as several others.

In 2019 (during our last festival/we did not hold a festival in 2020 or 2021 due to the COVID pandemic) we spent more than $19,000 on entertainment/fireworks and approximately $700 to drive and maintain a float for the Festival queens that represents

us in many parades. These expenses alone would more than take care of the $2,500 grant that we receive.

As evident by the receipt in the amount of $10,909.72 that was submitted to the County of Lexington for 2018 promotion expenses, the $5,000 grant that we received was used to offset the costs of printing and advertising for the Festival.

F. Additional Comments

We have enjoyed a highly successful festival for 60+ years and look forward to continuing this tradition into the next century. We have set up an advisory board to ensure that we are preparing leaders for the festival as years pass and our present generation who have worked with the Festival for the past 60+ years are no longer able to carry out their duties.

We receive many comments of appreciation from the attendees of the Festival about our 'no alcohol' policy. Law enforcement also has expressed appreciation for this as it makes their job a much easier one on the day of the Festival.

The Festival serves as a unifying factor in our community bringing people together from all walks of life. It is also a source of pride for our community as it is the major thing that has 'put Gilbert on the map' so to speak!

In 1983, the Gilbert Community Club, along with the Peach Festival, began giving scholarships to seniors who have worked for at least three years with the Festival, and to date have given over 300 scholarships. Today many our festival workers, committee chairpersons, and several other the advisory members, are former scholarship recipients.

We are proud of our reputation and the quality of our Festival and hope to be able to continue to promote Lexington County with a Festival of integrity and class for many years to come.

	Sponsors	Programs	Fireworks	Art Contest	Arts & Crafts	Pageant	Grants	Refunds	Volleyball	Total	
2019 Budgeted Revenues	$ 27,000.00	$ 24,000.00	$ 5,000.00	$ 1,300.00	$ 12,040.00	$ 5,033.00	$ 2,500.00	$ -	$ 120.00	$ 76,993.00	
2019 Actual Revenues	$ 18,200.00	$ 31,160.00	$ 10,245.00	$ 1,300.00	$ 11,284.00	$ 3,626.00	$ 2,500.00	$ -	$ -	$ 78,315.00	
2020 Budgeted Revenues	$ 27,000.00	$ 24,000.00	$ 5,000.00	$ 1,300.00	$ 12,040.00	$ 5,033.00	$ 2,500.00	$ -	$ -	$ 76,873.00	
2020 Actual Revenues	$ -	$ 14,630.00	$ -	$ -	$ -	$ -	$ 2,500.00	$ -	$ -	$ 17,130.00	Festival cancelled due to COVID
2021 Budget Revenues	$ 27,000.00	$ 24,000.00	$ 5,000.00	$ 1,300.00	$ 12,040.00	$ 5,033.00	$ 2,500.00	$ -	$ -	$ 76,873.00	
2021 Actual Revenues	$ -	$ -	$ -	$ -	$ -	$ 829.00	$ -	$ -	$ -	$ 829.00	Festival cancelled due to COVID
2022 Budget Revenues	$ 36,000.00	$ 28,000.00	$ 10,000.00	$ 1,300.00	$ 13,000.00	$ 5,033.00	$ 2,500.00	$ -	$ -	$ 95,833.00	

	Administration	Programs	Fireworks	Art Contest	Arts & Crafts	Pageant	Parade	Promotion	Entertainment	Banquets	Construction	Donations	Rentals	Labor	Recipe Contest	Concessions		
2019 Budgeted Expenses	$ 6,500.00	$ 12,500.00	$ 6,520.00	$ 1,600.00	$ 500.00	$ 4,500.00	$ 550.00	$ 1,000.00	$ 13,000.00	$ 7,000.00	$ 1,500.00	$ 5,000.00	$ 4,100.00	$ 1,100.00	$ 250.00	$ 20,000.00	$ 85,620.00	
2019 Actual Expenses	$ 7,230.00	$ 11,017.00	$ 10,175.00	$ 1,500.00	$ 519.92	$ 3,216.21	$ 770.00	$ 29.42	$ 9,100.00	$ 5,404.15	$ -	$ 5,000.00	$ 3,534.98	$ 1,310.00	$ 305.99	$ 33,568.97	$ 92,681.64	
2020 Budgeted Expenses	$ 7,000.00	$ 11,000.00	$ 10,000.00	$ 1,500.00	$ 500.00	$ 3,200.00	$ 700.00	$ 2,900.00	$ 9,100.00	$ 3,000.00	$ -	$ 5,000.00	$ 3,500.00	$ 1,300.00	$ 250.00	$ 33,500.00	$ 92,450.00	
2020 Actual Expenses	$ 6,679.49	$ -	$ -	$ -	$ 1,626.16	$ 280.27	$ -	$ 95.00	$ 1,200.00	$ -	$ -	$ 350.00	$ -	$ -	$ -	$ -	$ 10,230.92	Festival cancelled due to COVID
2021 Budget Expenses	$ 8,933.00	$ 11,554.00	$ 10,684.00	$ 1,702.00	$ 554.00	$ 2,563.00	$ 501.00	$ 2,715.00	$ 14,555.00	$ 6,963.00	$ -	$ -	$ 3,712.00	$ 1,620.00	$ 210.00	$ 34,215.00	$ 100,481.00	
2021 Actual Expenses	$ 1,466.04	$ -	$ -	$ -	$ -	$ 2,045.65	$ 25.00	$ -	$ -	$ -	$ -	$ -	$ -	$ -	$ -	$ -	$ 3,536.69	Festival cancelled due to COVID
2022 Budget Expenses	$ 3,800.00	$ 12,000.00	$ 11,500.00	$ 1,700.00	$ 554.00	$ 2,500.00	$ 500.00	$ 2,700.00	$ 15,000.00	$ 3,000.00	$ -	$ -	$ 3,800.00	$ 1,620.00	$ 250.00	$ 36,000.00	$ 94,924.00	

Gilbert Community Club
Profit & Loss
January through December 2021

			Jan - Dec 21
Ordinary Income/Expense			
Income			
Peach Festival Pageants			
Pageant Entry Fees		635.00	
Ticket Sales		194.00	
Total Peach Festival Pageants			829.00
Total Income			829.00
Expense			
Internet			1,204.77
Operations			
Postage, Mailing Service			
Box Rental	56.00		
Total Postage, Mailing Service		56.00	
Supplies		205.27	
Total Operations			261.27
PF Queens			
Auditor		100.00	
Judge		150.00	
Publicity		87.66	
Queen - Winner			
Queen Winner	1,200.00		
Total Queen - Winner		1,200.00	
Queen Trophies		297.99	
Total PF Queens			1,835.65
PF Supplies			
Peaches		210.00	
Total PF Supplies			210.00
Promotion			
Parades		25.00	
Total Promotion			25.00
Total Expense			3,536.69
Net Ordinary Income			-2,707.69
Net Income			**-2,707.69**

COUNTY OF LEXINGTON

TEMPORARY ALCOHOL BEVERAGE LICENSE FEE APPLICATION

FY 2022/23

1. Name of Festival:

Annual Okra Strut Festival

2. Type of Organization (please select one):

	County Government
X	Municipal
	Non-Profit Organization
	Community Service Club, Church, etc.
	Other

3. Sponsoring Organization

Name of Organization:	Town of Irmo
Mailing Address:	P.O. Box 406, Irmo, SC 29063

4. Director of Festival

Name & Title:	Mia Wilkins, Director of Economic Development & Communications
Contact Number(s):	803.781.7050 or 803.904.2845
Email:	mwilkins@townofirmosc.com

5. Festival Website Address:

WWW.OKRASTRUT.COM

6. Festival Category (*check one*):

X	Festival
	Other – Pursuant to State Statute Section 61-6-2010

7. Festival Timeline

Actual Dates of Festival:	September 23 – 24, 2022

8. Location of Festival:

7507 EASTVIEW DRIVE, IRMO, SC 29063

9. How many people do you expect to attend?

Expected Number:	Approximately 12,000 – 16,250

10. Festival Budget: Request for funds must meet the requirements of Chapter 61, Section 61-6-2010, SC Code of Laws, 1976, as amended.

a. Estimated Total Cost of Festival:	$143,500
b. Amount of funds requested for the Festival:	$ 2,500
c. This Request Equals What Percent of the Total Festival Budget:	2%

11. Has your Project/Event or Organization previously received Temporary Alcohol Beverage License Fee Funding?

X	Yes		No

If you answered yes, *please answer items a-e below.*

a. Year(s):	2021
b. Amount(s):	$ 2,500
c. Source(s):	Lexington County ABC Fund
d. Purpose(s)	Marketing & Promotion of the 2021 Okra Strut Festival
e. For each award year, did you expend 100% of the Temporary Alcohol Beverage License Fee funds you received?	X Yes / No *If you **answered no**, please explain:*

12. Festival Description – Please use *Attachment A* to complete the following information that is required by the *Tourism Expenditure Review Committee* to be sure that the Festival is in accordance to Chapter 61, Section 61-6-2010, of the S.C. Code of Laws, 1976 as amended.

a. General description of the festival and brief history of the organization	*Please use* ***Attachment A*** *to complete answers a-f.*
b. State the benefits that this festival will serve toward promoting tourism and the Community of Lexington County.	
c. Total attendance to the festival versus the number of total tourists in attendance.	
d. Economic impact generated by tourism towards the festival	
e. Overall description of how the festival attracts and promotes tourists to the area and specifically how the Temporary Alcohol Beverage License Fee funds were used to accomplish this.	
f. Additional Comments.	

ORIGINAL APPLICATION DUE BY:

FRIDAY, JANUARY 7, 2022

FY 2022/23 Festival Application

Lexington County Council
212 South Lake Drive, Suite 601
Lexington, SC 29072

Signature of Festival Director:

Mia Wilkins

Print Name Mia Wilkins

Dir. Economic Devlp & COMM.

Title Director of Economic Development & Communications

Signature

1-6-22

Date

COUNTY OF LEXINGTON

TEMPORARY ALCOHOL BEVERAGE LICENSE FEE EXPENDITURES

FY 2022/23

Organization Name: Town of Irmo – Okra Strut Festival

List of Expenditures	Actual FY 2020/21	Current FY 2021/22	Estimated FY 2022/23
Staff (Overtime)		13,890	14,000
Misc. Expenses	314	4,518	7,500
Marketing/Media/Website	3,250	11,100	18,500
Entertainment		30,701	45,000
Scholarship	4,000	4,000	8,000
Additional Police Support		7,280	8,000
Technical Support		4,076	11,000
Buses/Trolleys		8,691	10,000
Total	$ 7,564	$ 84,256	$ 122,000

COUNTY OF LEXINGTON

TEMPORARY ALCOHOL BEVERAGE LICENSE FEE
FUNDING SOURCES
FY 2022/23

Organization Name: Town of Irmo – Okra Strut Festival

List of Funding Sources	Actual FY 2020/21	Current FY 2021/22	Estimated FY 2022/23
Lexington County (ABC Funds)	2,500	2,500	2,500
Richland County (Hospitality)		11,333	15,000
Corporate Sponsors	15,000	36,610	30,000
Parade Entries		1,485	2,500
Booth Rentals		16,298	26,000
Sales		10,379	12,500
Transfer from Fund 55 Account		20,000	20,000
Parking			5,000
Total	$17,500	$98,605	$113,500

IRMO CHAPIN RECREATION COMMISSION

Commissioners
William H. Harmon, Chairman
Gary A. Boyd, Vice Chairman
Akil E. Ross, Secretary
Laura H. Huggins
Michael C. Cromer

Executive Director
Mark A. Smyers

ICRC Administration
5605 Bush River Road
Columbia, SC 29212
(803) 772-1228

Crooked Creek Park
1098 Old Lexington Hwy.
Chapin, SC 29036
(803) 345-6181

Melvin Park
370 A Eptings Camp Road
Chapin, SC 29036
(803) 345-8113

Michael J. & Mary Meech Mungo Park
2121 Lake Murray Blvd.
Columbia, SC 29212
(803) 772-3336

Saluda Shoals Park
5605 Bush River Road
Columbia, SC 29212
(803) 772-1228

Seven Oaks Park
200 Leisure Lane
Columbia, SC 29210
(803) 772-3336

Friday, January 07, 2022

Ms. Brittany M. Shumpert
Assistant Clerk of Council
Lexington County Council
212 South Lake Drive, Ste. 601
Lexington, SC 29072

Dear Ms. Shumpert,

On behalf of the Irmo Chapin Recreation Commission, we would like to submit this application for the Temporary Alcoholic Beverage License Fee 2022-2023. This application requests marketing funding for Holiday Lights on the River at Saluda Shoals Park.

We are grateful for the past support we have received and appreciate your consideration of this request. Please contact me at 803-213-2006 or msmyers@icrc.net if you have any questions or need additional information.

Sincerely,

Mark Smyers
Executive Director
Irmo Chapin Recreation Commission

COUNTY OF LEXINGTON

TEMPORARY ALCOHOL BEVERAGE LICENSE FEE APPLICATION

FY 2022/23

1. Name of Festival:

Holiday Lights on the River

2. Type of Organization (please select one):

☐	County Government
☐	Municipal
☐	Non-Profit Organization
☐	Community Service Club, Church, etc.
✔	Other Special Purpose District

3. Sponsoring Organization

Name of Organization:	Irmo Chapin Recreation Commission
Mailing Address:	5605 Bush River Road, Columbia, SC 29212

4. Director of Festival

Name & Title:	Mark Smyers
Contact Number(s):	803-772-1228
Email:	msmyers@icrc.net

5. Festival Website Address:

www.icrc.net/event/holiday-lights-river

6. Festival Category (*check one*):

✔	Festival
☐	Other – Pursuant to State Statute Section 61-6-2010

7. Festival Timeline

Actual Dates of Festival:	November 23-December 31, 2022

8. Location of Festival:

Saluda Shoals Park, 5605 Bush River Road, Columbia, SC 29212

9. How many people do you expect to attend?

Expected Number:	105,000

10. Festival Budget: Request for funds must meet the requirements of Chapter 61, Section 61-6-2010, SC Code of Laws, 1976, as amended.

a. Estimated Total Cost of Festival:	$ 220,000
b. Amount of funds requested for the Festival:	$ 2,500
c. This Request Equals What Percent of the Total Festival Budget:	.011 %

11. Has your Project/Event or Organization previously received Temporary Alcohol Beverage License Fee Funding?

☑ Yes ☐ No

If you answered yes, *please answer items a-e below.*

a. Year(s):	2021
b. Amount(s):	$2,500
c. Source(s):	Lexington County
d. Purpose(s)	Holiday Lights on the River marketing
e. For each award year, did you expend 100% of the Temporary Alcohol Beverage License Fee funds you received?	☑ Yes ☐ No *If you **answered no**, please explain:*

12. Festival Description – Please use *Attachment A* to complete the following information that is required by the *Tourism Expenditure Review Committee* to be sure that the Festival is in accordance to Chapter 61, Section 61-6-2010, of the S.C. Code of Laws, 1976 as amended.

a. General description of the festival and brief history of the organization	*Please use* ***Attachment A*** *to complete answers a-f.*
b. State the benefits that this festival will serve toward promoting tourism and the Community of Lexington County.	
c. Total attendance to the festival versus the number of total tourists in attendance.	
d. Economic impact generated by tourism towards the festival	
e. Overall description of how the festival attracts and promotes tourists to the area and specifically how the Temporary Alcohol Beverage License Fee funds were used to accomplish this.	
f. Additional Comments.	

ORIGINAL APPLICATION DUE BY:

FRIDAY, JANUARY 7, 2022

FY 2022/23 Festival Application

Lexington County Council
212 South Lake Drive, Suite 601
Lexington, SC 29072

Signature of Festival Director:

Mark Smyers	Executive Director
Print Name	**Title**
Mark Smyers	01/07/2022
Signature	**Date**

Attachment A
Item #12 – Festival Description

Please complete the following information that is required by the Tourism Expenditure Review Committee to be sure that the Project/Event is in accordance to Chapter 61, Section 61-6-2010 of the S.C. Code of Laws, 1976 as amended.

a. General description of the festival and brief history of the organization:

Holiday Lights on the River is the Midlands largest drive-thru light show, featuring millions sparkling lights on a two-mile loop through Saluda Shoals Park. Since 2002, this outdoor light show has glittered with holiday magic for over one million visitors. In 2021, more than 103,600 people from across the state and Southeast made this event part of their holiday traditions.

Established in 1969, ICRC exists to enhance the quality of life for people in the Midlands through the development of recreation programs that promote a lifestyle of wellness, physical activities, and cultural experiences for all ages.

b. State the benefits that this festival will serve toward promoting tourism and the Community of Lexington County.

Temporary Alcohol Beverage License Fee funding will be used to advertise and promote Holiday Lights on the River across the state of South Carolina. This fun, affordable, family-oriented holiday event draws people from across the state and southeast. Holiday Lights uses its themed light displays to promote not only Saluda Shoals Park but also Lake Murray and its recreational activities. Through the partnership program, 47 business sponsors have the opportunity to advertise their products and services to visitors. In 2021, the event attracted more than 103,600 visitors.

People look for special events and activities, especially around the holidays, that allow them to spend time together as well as entertain out-of-town guests. The park's central location, combined with its close proximity to a wide variety of restaurants, shopping centers, hotels, Riverbanks Zoo and other attractions makes it an ideal destination for special events and fun, affordable recreational opportunities.

Saluda Shoals Park is an established tourism destination with more than 817,700 visitors in 2020-21, making it the second most visited attraction in the Midlands. The park is conveniently located between Irmo and downtown Columbia, with nearby access to I-26, I-20, and downtown Lexington.

c. Total attendance to the Festival versus the number of total tourists in attendance.

Holiday Lights on the River 2021
Total: 103,641 people
Tourists: 20,728 people (20%)

d. Economic impact generated by tourism towards the Festival.

An estimated 103,641 people attend the 2021 Holiday Lights on the River. Approximately 20% (or 20,728 people) are considered tourists. The economic impact of these guests would be $912,032

(NOTE: Calculation is based on the Estimated Expenditures Per Person Per Day Formula's & Amounts from SCPRT for day visitors at $44 per person per day.)

e. Overall description of how the Festival attracts and promotes tourists to the area and specifically how the Temporary Alcohol Beverage License Fee funds were used to accomplish this.

The 2021 marketing plan utilized a broad range of advertising mediums to reach local residents as well as communities across the state including: radio, television, newspaper, social media, email, and website advertising.

Statewide audiences were reached through article and ad placements with the following:
• $7,750 Radio Coverage: ad placement with iHeart Media and Midlands Media Group reaching Columbia, Lexington, Orangeburg, Barnwell, Chester, Camden, Sumter, Newberry, Aiken, Augusta, Rock Hill, Florence, Hartsville, Union, Greenwood, Laurens, and surrounding areas.
• $11,250 Television coverage: WLTX TV and WIS TV covering 29 Counties throughout the state.
• $2,200 Print coverage: The Free Times
• $1,000 digital advertising: Columbia CVB, iHeart Media, Midlands Media Group, Free Times, Visit Columbia, WLTX TV, WIS TV and Leisure Fun, FaceBook
• $1,000 electronic billboards in Charlotte, NC and Augusta, GA

The marketing plan for 2022 would includes these same components that have driven the success of Holiday Lights.

f. Additional Comments.

As stated above, Holiday Lights on the River has an economic impact of approximately $912,032 on the local economy.

Saluda Shoals Park was established in 1997 through a public-private partnership between the Irmo Chapin Recreation Commission, Dominion Energy (formerly SCE&G) and the Saluda Shoals Foundation with a commitment to be operationally self-sustaining. In order to meet this goal, Holiday Lights on the River was created to provide a fun holiday activity for individuals and families as well as generate revenue to support Saluda Shoals Park operations.

COUNTY OF LEXINGTON

TEMPORARY ALCOHOL BEVERAGE LICENSE FEE EXPENDITURES FY 2022/23

Organization Name: Irmo Chapin Recreation Commission

List of Expenditures	Actual FY 2020/21	Current FY 2021/22	Estimated FY 2022/23
Advertising/Promotion	$15,000	$30,000	$30,000
Operation - Light Displays/Utilities/Infrastructure	$43,996	$71,227	$72,000
Sleigh Bell Trot/Stroll	NA	$13,500	$14,000
Activities/Concessions/Gift Shop	NA	$54,799	$56,000
Staff/Public Safety	$17,802	$47,453	$48,000
Total	$76,798	$216,979	$220,000

COUNTY OF LEXINGTON

TEMPORARY ALCOHOL BEVERAGE LICENSE FEE
FUNDING SOURCES
FY 2022/23

Organization Name: Irmo Chapin Recreation Commission

List of Funding Sources	Actual FY 2020/21	Current FY 2021/22	Estimated FY 2022/23
Admissions	$15,000	$30,000	$30,000
Partner Sponsorships	$43,996	$71,227	$72,000
Sleigh Bell Trot/Stroll	NA	$13,500	$14,000
Activities/Concessions/GiftShop	NA	$54,799	$56,000
	$17,802	$47,453	$48,000
Total	$76,798	$216,979	$220,000

IRMO CHAPIN RECREATION COMMISSION
Finance

Commission Brief
Preliminary Financial Report
September-21

GENERAL FUND

	YTD September-21	FY 2021 Budget	Difference (Budget - YTD)	% of Budget	YTD Sep-20
Revenue	$311,367	$6,946,986	$6,635,619	4.48%	$206,031
Expenditures	$1,390,812	$6,946,986	$5,556,174	20.02%	$1,140,438

SPECIAL REVENUE FUND

	YTD Sep-21	FY 2021 Budget	Difference (Budget - YTD)	% of Budget	YTD Sep-20
Revenue	$1,139,925	$5,578,507	$4,438,582	20.43%	$575,615
Expenditures	$904,918	$5,578,507	$4,673,589	16.22%	$451,803

CASH BALANCE

	Operating	Special Revenue	Tot - (Operating & Special Revenue)	Capital	Greenway Project*
Cash Balance	$2,165,413	$652,491	$2,817,904	$2,974,640	$1,502,025

* Part of the Capital amount

GRANTS

Grants Project	Amount Budgeted	Agency Match	Total Project	Amount Received
CDBG – Van	$36,062	$5,325	$41,387	$0
DOT	$38,203	$9,551	$47,754	$0
LWCF	$125,000	$125,000	$250,000	$0
LWCF – SSF Match	$25,000	$0	$25,000	$40,682
PARD	$34,093	$8,523	$42,616	$0
Accommodations Tax	$30,000	$0	$30,000	$22,500
CDBG – TR Grant	$78,412	$10,409	$88,821	$34,353
Older Americans Act	$235,000	$0	$235,000	$210,689
Saluda Shoals Foundation	$10,800	$0	$10,800	$10,800
CDBD – Athletics	$20,000	$0	$20,000	$20,000
CDBD – COVID 19 - Unbudgeted	$149,000	$0	$149,000	$77,384
Totals	$781,570	$158,808	$940,378	$416,407

MONTHLY CASH RECONCILIATION

	FC - Operating	FC - Payroll	FC - Bond Ops	FC - Bond Fund	TD - Operating
BEG. Balance	$2,953,812	$0	$784,812	$2,203,529	$472,889
Debits	$430,058	$372,087	$0	$272	$11,638
Credits	$776,851	$371,284	$13,973	$0	$18,914
END Balance	$2,607,020	$803	$770,839	$2,203,801	$465,613

Respectfully Submitted,

Alfred Comfort III
Finance Director

Reviewed by,

Mark Smyers
Executive Director

COUNTY OF LEXINGTON

TEMPORARY ALCOHOL BEVERAGE LICENSE FEE APPLICATION
FY 2022/23

1. Name of Festival:

Gaston Collard + Barbeque Festival

2. Type of Organization (please select one):

☐	County Government
☑	Municipal
☐	Non-Profit Organization
☐	Community Service Club, Church, etc.
☐	Other

3. Sponsoring Organization

Name of Organization:	Town of Gaston
Mailing Address:	P.O. Box 429, Gaston, SC 29053

4. Director of Festival

Name & Title:	Jennifer Hoyt, Town Clerk
Contact Number(s):	803-796-7725
Email:	jghoyt7085@gmail.com

5. Festival Website Address:

gaston.sc.org

6. Festival Category (*check one*):

☑	Festival
☐	Other – Pursuant to State Statute Section 61-6-2010

7. Festival Timeline

Actual Dates of Festival:	10/1/21 - 10/2/21

8. Location of Festival:

131 N. Carlisle St., Gaston, SC 29053

9. How many people do you expect to attend?

Expected Number:	2300

10. Festival Budget: Request for funds must meet the requirements of Chapter 61, Section 61-6-2010, SC Code of Laws, 1976, as amended.

a. Estimated Total Cost of Festival:	$ 10,000
b. Amount of funds requested for the Festival:	$ 2,500
c. This Request Equals What Percent of the Total Festival Budget:	25%

11. Has your Project/Event or Organization previously received Temporary Alcohol Beverage License Fee Funding?

☑ Yes ☐ No

If you answered yes, *please answer items a-e below.*

a. Year(s):	2020/2021
b. Amount(s):	$2500
c. Source(s):	Lexington County
d. Purpose(s)	Help with Collard Festival
e. For each award year, did you expend 100% of the Temporary Alcohol Beverage License Fee funds you received?	☑ Yes ☐ No *If you **answered no**, please explain:*

12. Festival Description – Please use *Attachment A* to complete the following information that is required by the *Tourism Expenditure Review Committee* to be sure that the Festival is in accordance to Chapter 61, Section 61-6-2010, of the S.C. Code of Laws, 1976 as amended.

a. General description of the festival and brief history of the organization	*Please use* ***Attachment A*** *to complete answers a-f.*
b. State the benefits that this festival will serve toward promoting tourism and the Community of Lexington County.	
c. Total attendance to the festival versus the number of total tourists in attendance.	
d. Economic impact generated by tourism towards the festival	
e. Overall description of how the festival attracts and promotes tourists to the area and specifically how the Temporary Alcohol Beverage License Fee funds were used to accomplish this.	
f. Additional Comments. (see attachment)	

ORIGINAL APPLICATION DUE BY:

FRIDAY, JANUARY 7, 2022

FY 2022/23 Festival Application

Lexington County Council
212 South Lake Drive, Suite 601
Lexington, SC 29072

Signature of Festival Director:

Jennifer Hoyt
Print Name

Town Clerk
Title

Jennifer Hoyt
Signature

10/21/2021
Date

ATTACHMENT A
ITEM #12 – FESTIVAL DESCRIPTION

Please complete the following information that is required by the Tourism Expenditure Review Committee to be sure that the Project/Event is in accordance to Chapter 61, Section 61-6-2010 of the S.C. Code of Laws, 1976 as amended.

a. General description of the festival and brief history of the organization:

The Gaston Collard & Barbeque Festival is held every year in the early to late Fall. This year it was held Octobe 1 + 2, 2021. Next year it will be held on September 30, 2022 and October 1, 2022. The festival consists of barbeque, collard greens, along with a variety of other food, games, rides or inflatable's vendors and crafters from different areas and entertainment for the community. The Town of Gaston was founded in 1894. The Town was incorporated into Lexington County in 1974. Population is appro. 2000.

b. State the benefits that this festival will serve toward promoting tourism and the Community of Lexington County.

The festival promotes tourism for the town and Lexington County. People come from miles away just to taste the collard greens and enjoy fellowship with our community.

c. Total attendance to the Festival versus the number of total tourists in attendance.

Attendance this year was approximately 1800. Almost half were tourists.

d. Economic impact generated by tourism towards the Festival.

The tourism brings income to local businesses and possibly interest from tourist wanting to move to Gaston, which would provide more income to all businesses.

e. Overall description of how the Festival attracts and promotes tourists to the area and specifically how the Temporary Alcohol Beverage License Fee funds were used to accomplish this.

The festival attracts and promotes tourists to the area with entertainment, many vendors from all areas areas come together. Funds from the Temporary Alcohol Beverage License Fee were used as income for advertisement, supplies and entertainment.

f. Additional Comments.

COUNTY OF LEXINGTON

TEMPORARY ALCOHOL BEVERAGE LICENSE FEE
FUNDING SOURCES
FY 2022/23

Organization Name: Town of Gaston

List of Funding Sources	Actual FY 2020/21	Current FY 2021/22	Estimated FY 2022/23
Temporary Alcohol Beverage Lic.	Ø	2500	2500
Sponsors & Vendors	Ø	3,370	3500
Gaston Pageant	Ø	1,908	2200
Barbeque Plates	Ø	4,951	5,200
Collard Contest	Ø	175	200
Barbeque Contest	Ø	1,400	1800
	(Cancelled festival)		
Total	Ø	14,304.00	15,400.00

COUNTY OF LEXINGTON

TEMPORARY ALCOHOL BEVERAGE LICENSE FEE EXPENDITURES FY 2022/23

Organization Name: Town of Gaston

	List of Expenditures	Actual FY 2020/21	Current FY 2021/22	Estimated FY 2022/23
	Kirby Parade Float	Ø	450	450
	Entertainment - Band	Ø	1500	1500
	DJ	Ø	150	150
*	Advertisement (LINC) Lex. Chronicle	Ø	160	180
	Trophy Shop - Etsy	Ø	203.98	210.00
	IGA / Sams Club	Ø	1,054.93	1,000.00
	Fun For All - Rides	Ø	4,000.00	4200.00
	Crowns for Pageant	Ø	274.75	300.00
	Wholesale Crowns	Ø	249.75	260.00
	ASCAP	Ø	100.00	100.00
*	USPS - Flyer Advertisements	Ø	999.80	1000.00
	Corbitts Meat Market	Ø	1,465.55	1500.00
	Lizards Thicket	Ø	1,269.67	1300.00
	Pageant Director; Judges; Emcee	Ø	225.00	225.00
	Barbeque Contest Winners	Ø	1,900.00	1,900.00
*	K&K Printing - Signs - Advertise	Ø	1,774.06	1800.00
	Magic Show	Ø	175.00	175.00
*	SCBA Advertisement	Ø	800.00	800.00
	Total	Ø	16,752.49	17,050.00

Cancelled festival

COUNTY OF LEXINGTON

TEMPORARY ALCOHOL BEVERAGE LICENSE FEE

FY 2022/23 FINAL REPORT

(SUBMIT WITH FINAL EXPENDITURES FOR FUNDING)

I. FESTIVAL INFORMATION

Organization Name:	Town of Gaston
Festival Name:	Gaston Collard + Barbeque Festival
Contact Name & Phone Number:	Jennifer Hoyt (803) 796-7725

II. FESTIVAL COMPLETION

Were you able to complete the Festival as stated in your original application?

☑ Yes ☐ No

*If **no**, state any problems you encountered.*

III. FESTIVAL SUCCESS

Please share any additional comments regarding the Festival (e.g., lessons learned, successes, problems encountered, etc.):

Continuing to learn how to make the festival run more smoothly and communication gets better every year.

IV. Festival Attendance

Record numbers in the table below as requested by the Tourism Expenditure Review Committee. Numbers are to reflect attendance and funds received for projects/events for current and previous years.

Total Budget of Project/Event	Current Year FY 2022/23	Previous Year FY 2021/22
Total Budget of Festival	10,000	10,000
Amount funded by the Temporary Alcohol Beverage License Fee	2,500	2,500
Amount funded by the Temporary Alcohol Beverage License Fee from all sources	2,500	2,500
Total Attendance	1,800	1,800
Total Tourists*	1,200	1,200

2020
2021
Ø
Ø
Ø
Ø
Ø
Ø

**Tourists are generally defined as those who travel 50 miles or more to attend.*

V. Methods

Please describe the methods used to capture the attendance data listed above (i.e. license plates, surveys, etc.):

Volunteer committee did a head count and calculated sale of plates.

VI. Festival Budget

Attach a report indicating what Festival expenses were paid for using the Amount funded by the Temporary Alcohol Beverage License Fee for the fiscal year.

VII. Organization Signature

Provide signature of official with the organization verifying accuracy of above statements.

Jennifer Hoyt
Print Name

Town Clerk
Title

Jen Hoyt
Signature

10/22/21
Date

Audit

Town of Gaston
Statement of Activities by Fund
July through October 2021

	Jul - Oct 21
Ordinary Income/Expense	
Income	
4600 · Collard Festival	
4610 · Beauty Pageant	2,152.00
4625 · Contest - BBQ	1,575.00
4630 · Sponsors	2,600.00
4640 · Kitchen - Plates Sold	4,951.00
4650 · Vendors - Food/Crafts/Etc	740.00
Total 4600 · Collard Festival	12,018.00
Total Income	12,018.00
Gross Profit	12,018.00
Expense	
6100 · Operating Expense	
6851 · State Sales & Use Tax	290.71
6852 · Admissions/Theater Tax	10.95
6855 · Collard Festival Expense	
Amusement, Rides & Enterainment	5,500.00
BBQ - Contest	4,084.23
Beauty Pageant Exp	696.71
Kitchen - Food for Plates	2,570.30
6855 · Collard Festival Expense - Other	4,864.34
Total 6855 · Collard Festival Expense	17,715.58
Total 6100 · Operating Expense	18,017.24
Total Expense	18,017.24
Net Ordinary Income	-5,999.24
Net Income	**-5,999.24**

FOR MANAGEMENT PURPOSES ONLY

Lex. Chronicle
Ad.
$160

TOWN OF GASTON COLLARD FESTIVAL

841

Lexington County Chronicle

9/22/2021

Date	Type	Reference	Original Amt.	Balance Due	Discount	Payment
9/9/2021	Bill	1071	160.00	160.00		160.00
					Check Amount	160.00

Collard Festival - BB& 2021 Festival Ad 160.00

To re-order checks please call 1-877-586-6377 www.LaserPrinterChecks.com

Order # 095917

The Lexington County Chronicle & Dispatch News

PO Box 9
SC 29072

Invoice

Date	Invoice #
9/9/2021	1071

Bill To
TOWN OF GASTON 186 N CARLISLE ST GASTON, SC 29053

P.O. No.	Terms	Project

Quantity	Description	Rate	Amount
1	for week of 09/09/21 - Gaston collard fest	40.00	40.00
1	for week of 09/16/21 - Gaston collard fest	40.00	40.00
1	for week of 09/23/21 - Gaston collard fest	40.00	40.00
1	for week of 09/30/21 - Gaston collard fest	40.00	40.00

Total $160.00

UNITED STATES POSTAL SERVICE.

GASTON
220 S MAIN ST
GASTON, SC 29053-9331
(800)275-8777

09/02/2021 01:43 PM

USPS $999.80

Product	Qty	Unit Price	Price
Every Door Direct			$999.80

Trans Type: Online Paid at Retail
Name: Jennifer Hoyt
CRID/Acct No: 7520198
Pieces: 4999
Mail Piece Weight: 0.20 oz
Acceptance Date: 2021-09-02
Tracking #:
1100000000000752019800000081656770499905

Grand Total: $999.80

Credit Card Remitted $999.80
Card Name: VISA
Account #: XXXXXXXXXXXX5462
Approval #: 30079G
Transaction #: 507
AID: A0000000031010 Chip
AL: VISA CREDIT
PIN: Not Required

Flyers mailed for Advertisement

****
USPS is experiencing unprecedented volume increases and limited employee availability due to the impacts of COVID-19. We appreciate your patience.
****

Preview your Mail
Track your Packages
Sign up for FREE @
https://informeddelivery.usps.com

Earn rewards on your business account purchases of Priority Mail labels with the USPS Loyalty program by using Click and Ship. Visit www.usps.com/smallbizloyalty for more info.

United States Postal Service
NOW HIRING NATIONWIDE
Career Path Positions with Benefits
Apply online at
www.usps.com/careers

All sales final on stamps and postage.
Refunds for guaranteed services only.
Thank you for your business.

Tell us about your experience.
Go to: https://postalexperience.com/Pos
or scan this code with your mobile device,

or call 1-800-410-7420.

667

United States Postal Service

Every Door Direct Mail (EDDM) Retail®

Post Office: Note Mail Arrival Date & Time (Do Not Round Stamp)

Mailer

Name and Address of Individual or Organization for Which Mailing is Prepared	Telephone	Name and Address of Mailing Agent *(If other than mailer)*	Telephone
TOWN OF GASTON 131 N CARLISLE ST GASTON, SC, 29053	(803) 796-7725		803-796-7725
Customer Registration I.D. (CRID) 7520198		Customer Registration I.D. (CRID) _____	

Mailing

Post Office of Mailing	Processing Category	Mailer's Mailing Date	Total # of Bundles	Total # of Pieces per Bundle
GASTON	☑ EDDM Flats	09/02/2021		

Type of Postage	Delivery Type	Weight of a Single Piece	Every Door Direct Mail Barcode
☐ EDDM Retail Indicia ☐ Metered ☐ Meter Strip	Residential Route Type(s) Rural	__ . __ ounces Max Weight 3.3 ounces Incentive/Discount Claimed	11000000000007520198000000816567704999 05

Entry	Price Category	Price	No. of Pieces	Subtotal Postage	Incentive/Discount Amount	Total Postage	Status
DDU	Saturation	0.200	4,999	$999.80			UNPAID

Affix Meter Strip Here

Certification

The mailer's signature certifies acceptance of liability for and agreement to pay any revenue deficiencies assessed on this mailing, subject to appeal. If an agent signs this form, the agent certifies that he or she is authorized to sign on behalf of the mailer and that the mailer is bound by the certification and agrees to pay any deficiencies. In addition, agents may be liable for any deficiencies resulting from matters within their responsibility, knowledge, or control. The mailer hereby certifies that all information furnished on this form is accurate, truthful, and complete; that the mail and the supporting documentation comply with all postal standards and the mailing qualifies for the prices and fees claimed; and that the mailing does not contain any matter prohibited by law or postal regulation. I understand that anyone who furnishes false or misleading information on this form or who omits information requested on this form may be subject to criminal and/or civil penalties, including fines and imprisonment.

Privacy Notice: For information regarding our Privacy policy visit *www.usps.com*

Signature of Mailer or Agent	Printed Name of Mailer or Agent Signing Form	Telephone
Jennifer A. Hoyt	Jennifer A. Hoyt	803-796-7725

Acceptance USPS Use Only

Postmaster: Report Total Postage in AIC 207	Subtotal Postage	Incentive/Discount Amount
Weight of a Single Piece: _____ . _____ ounces	Total Number of Pieces	Total Postage
USPS Acceptance Employee Signature		Round Date *(Required)* Payment Date
USPS Acceptance Employee Printed Name		

Verification USPS Use Only

Number of Bundles	Any postage figures adjusted from mailer's entries? If yes, reason: ☐ Yes ☐ No	Round Date *(Required)* Verification Date
I CERTIFY that this mailing has been inspected for each item below if required: (1) eligibility for postage prices claimed; (2) proper preparation *(and presort where required)*; (3) proper completion of postage statement.	Date Mailer Notified / Contact By *(Initials)* / Time AM PM	
USPS Verification Employee Signature	Print USPS Verification Employee Printed Name	

Printing of flyers for Advertisement

K & K Printing
Total $1774.00

TOWN OF GASTON COLLARD FESTIVAL

K & K Printing Company, Inc.

840

Date	Type	Reference	Original Amt.	Balance Due	Discount	Payment
8/31/2021	Bill	51324	895.59	895.59	8/31/2021	895.59
					Check Amount	895.59

Collard Festival - BB& Flyers for 2021 Festival

895.59

To re-order checks please call 1-877-586-6377 www.LaserPrinterChecks.com

Order # 095917

K&K Printing Co., Inc.
2562 FISH HATCHERY ROAD
WEST COLUMBIA, SC 29172

Invoice

DATE	INVOICE #
8/31/2021	51324

BILL TO

TOWN OF GASTON
PO BOX 429
GASTON, SC 29053

SHIP TO

P.O. NUMBER	TERMS	REP	SHIP	VIA	VENDOR #	PROJECT
JENNIFER	NET 20	WRK	8/31/2021	OUR VAN		

QUANTITY	ITEM CODE	DESCRIPTION	AMOUNT
5,000	FLY	BBQ AND COLLARD FESTIVAL FLYERS	837.00
		Sales Tax	58.59
		Total	$895.59

A FINANCE CHARGE OF 1 1/2% PER MONTH WILL BE ADDED TO BALANCES AFTER 30 DAYS
The buyer promises to pay all cost or expenses incurred in the collection of the account including reasonable attorney fees and any cost incurred for collection

Phone #
8037394850

TOWN OF GASTON COLLARD FESTIVAL

839

BB&T Financial, FSB

8/31/2021

Date	Type	Reference	Original Amt.	Balance Due	Discount	Payment
7/22/2021	Bill		2,297.41	1,992.06		878.47
					Check Amount	878.47

Collard Festival - BB& 4046011191718936 878.47

To re-order checks please call 1-877-586-6377 www.LaserPrinterChecks.com Order # 095917

K&K Printing Co., Inc.
2562 FISH HATCHERY ROAD
WEST COLUMBIA, SC 29172

CF acct

Invoice

DATE	INVOICE #
8/10/2021	51237

BILL TO

TOWN OF GASTON
PO BOX 429
GASTON, SC 29053

SHIP TO

P.O. NUMBER	TERMS	REP	SHIP	VIA	VENDOR #	PROJECT
JENNIFER	NET 20	WRK	8/10/2021	OUR VAN		

QUANTITY	ITEM CODE	DESCRIPTION	AMOUNT
44	WIDE FORMAT PRI...	FESTIVAL DATE LABELS	210.00
		Sales Tax	14.70

(Signs for Advertising)

K AND K PRINTING
2562 FISH HATCHERY RD
WEST COLUMBIA, SC 29172
803-739-4850

08/11/2021 10:43:28
Merchant ID: **********8029
Device ID: 0040
Terminal ID: PPX1.

Credit Sale:

Transaction #: 1
Card Type: Visa
Account: **********5462
Entry: Chip

Amount: $224.70

STAN: 001
Auth. Code: 93512G
Batch Number: 2
Response: AUTH/TKT
ACI Code: E
TRANS ID: 461223533758992

Mode: Issuer
AID: A0000000031010
TVR: 8080008000
IAD: 06010A03600200
TSI: 6800
ARC: 00
APPN:
TC: 4EEFB456636437E8
ATC: 0015
APPLAB: VISA CREDIT

Total	$224.70

A FINANCE CHARGE OF 1 1/2 ... ALANCES AFTER 30 DAYS
The buyer promises to pay all co... e account including reasonable attorney fees and any cost incurred for collection.

Phone #
8037394850

K&K Printing Co., Inc.
2562 FISH HATCHERY ROAD
WEST COLUMBIA, SC 29172

Invoice

DATE	INVOICE #
8/13/2021	51251

BILL TO

TOWN OF GASTON
PO BOX 429
GASTON, SC 29053

SHIP TO

entered

P.O. NUMBER	TERMS	REP	SHIP	VIA	VENDOR #	PROJECT
JENNIFER	NET 20	WRK	8/13/2021	OUR VAN		

QUANTITY	ITEM CODE	DESCRIPTION	AMOUNT
4	WIDE FORMAT PRI...	BANNERS FOR FESTIVAL	596.00
1	WIDE FORMAT PRI...	DATE CHANGE LABEL	15.00
		Sales Tax	42.77

(Banners for Advertising)

K AND K PRINTING
2562 FISH HATCHERY RD
WEST COLUMBIA, SC 29172
803-739-4850

08/17/2021 09:19:13
Merchant ID: **********8029
Device ID: 0040
Terminal ID: PPX1.

Credit Sale:

Transaction #: 1
Card Type: Visa
Account: **********5462
Entry: Chip

Amount: $653.77

STAN: 001
Auth. Code: 52292G
Batch Number: 4
Response: AUTH/TKT
ACI Code: E
TRANS ID: 461229483223348

Mode: Issuer
AID: A0000000031010
TVR: 8080008000
IAD: 06010A03602000
TSI: 6800
ARC: 00
APPN:
TC: 9E498C395304FE93
ATC: 0018
APPLAB: VISA CREDIT

CUSTOMER COPY

THANK YOU!

	Total	$653.77

A FINANCE CHARGE OF 1 ... BALANCES AFTER 30 DAYS
The buyer promises to pay al ... of the account including reasonable attorney fees and any cost incurred for collection.

Phone #
803-739-4850

TOWN OF GASTON COLLARD FESTIVAL

829

SCBA

1/15/2020

Date	Type	Reference	Original Amt.	Balance Due	Discount	Payment
1/15/2020	Bill		800.00	800.00		800.00
					Check Amount	800.00

Collard Festival - BB& Festival Oct, ~~2020~~ 2021 800.00

To re-order checks please call 1-877-586-6377 www.LaserPrinterChecks.com **Order # 095917**

2020 Festival Cancelled.
Used this payment for 2021 Festival.

South Carolina Barbeque Association
PO Box 363
Irmo, SC 29063

South Carolina Barbeque Association

INVOICE NO. 21022 DATE APRIL 26, 2021

BILL TO	SHIP TO	INSTRUCTIONS
Gaston Collard Festival and BBQ Jennifer Belloitti PO Box 429 Gaston, SC 29053	Same as recipient	Due Date: 7/3/2021

QUANTITY	DESCRIPTION	UNIT PRICE	TOTAL
1	SCBA judging fee for Gaston Collard Festival and BBQ on 10/1/2021 & 10/2/2021 in Gaston, SC	$800.00	$800.00

Pd check #829

SUBTOTAL	$800.00
SALES TAX	
SHIPPING & HANDLING	
TOTAL DUE BY DATE	$800.00

Make all checks payable to South Carolina Barbeque Association
If you have any questions concerning this invoice contact, Don Adkins, donadkins58@outlook.com, (803) 206-2488

THANK YOU FOR YOUR BUSINESS!

The following is the ad on South Carolina Barbeque Association website for our 2021 Festival:

https://events.scbarbeque.com/

October 02, 2021 Gaston Collard & BBQ Festival Gaston, SC **
Oct 2 all-day

October 1-2, 2021
Gaston Collard and BBQ Festival
Gaston, SC

Marshal: Steve Meadows
steve.meadows2@aol.com

Event Organizer: Gaston Town Hall
Contact #: 803-796-7725

Cookers Packet

COUNTY OF LEXINGTON

TEMPORARY ALCOHOL BEVERAGE LICENSE FEE APPLICATION

FY 2022/23

1. Name of Festival:

Chapin Labor Day Festival

2. Type of Organization (please select one):

	County Government
X	Municipal
	Non-Profit Organization
	Community Service Club, Church, etc.
	Other

3. Sponsoring Organization

Name of Organization:	Town of Chapin
Mailing Address:	157 NW Columbia Ave. Chapin, SC 29036

4. Director of Festival

Name & Title:	Nicholle Burroughs, Director of Public Affairs
Contact Number(s):	803-575-8039
Email:	communications@chapinsc.com

5. Festival Website Address:

HTTPS://WWW.CHAPINSC.COM/269/CHAPIN-LABOR-DAY-FESTIVAL-PARADE

25

6. Festival Timeline

Actual Dates of Festival:	August 28-September 5

7. Location of Festival:

THE EVENT WILL TAKE PLACE THROUGHOUT CHAPIN, SC.

8. How many people do you expect to attend?

Expected Number:	25000

9. Festival Budget: Request for funds must meet the requirements of Chapter 61, Section 61-6-2010, SC Code of Laws, 1976, as amended.

a. Estimated Total Cost of Festival:	$18,000
b. Amount of funds requested for the Festival:	$2,500
c. This Request Equals What Percent of the Total Festival Budget:	16 %

10. Has your Project/Event or Organization previously received Temporary Alcohol Beverage License Fee Funding?

x	Yes		No

If you answered yes, *please answer items a-e below.*

a. Year(s):	2021 (and for several years prior)
b. Amount(s):	2500
c. Source(s):	Lexington County
d. Purpose(s)	The funds paid for advertising and marketing costs to tourists outside of our area
e. For each award year, did you expend 100% of the Temporary Alcohol Beverage License Fee funds you received?	x Yes / No *If you **answered no**, please e.*

11. Festival Description – Please use *Attachment A* to complete the following information that is required by the *Tourism Expenditure Review Committee* to be sure that the Festival is in accordance to Chapter 61, Section 61-6-2010, of the S.C. Code of Laws, 1976 as amended.

a.	General description of the festival and brief history of the organization	*Please use* ***Attachment A*** *to complete answers a-f.*
b.	State the benefits that this festival will serve toward promoting tourism and the Community of Lexington County.	
c.	Total attendance to the festival versus the number of total tourists in attendance.	
d.	Economic impact generated by tourism towards the festival	
e.	Overall description of how the festival attracts and promotes tourists to the area and specifically how the Temporary Alcohol Beverage License Fee funds were used to accomplish this.	
f.	Additional Comments.	

ORIGINAL APPLICATION DUE BY:

FRIDAY, JANUARY 7, 2022

FY 2022/23 Festival Application

Lexington County Council
212 South Lake Drive, Suite 601
Lexington, SC 29072

Signature of Festival Director:

___Nicholle Burroughs_____ __Director of Public Affairs_____
Print Name **Title**

_____ ___1/7/2022_____
Signature **Date**

Section 12: Chapin Labor Day Parade and Festival Overview and Description
a. The Chapin Labor Day Parade and Festival will enter its **43rd** year in 2022, and continues to serve as Chapin's signature public event that brings thousands of residents and visitors to this lakeside community for an extended weekend of activities. The week-long event kicks off with the Taste of Chapin. An event created in 2020 to help struggling restaurants take advantage of the influx of visitors the Labor Day Parade brings. The weekend starts on Saturday morning with a **5K** Race (Walk, Run or Ruck) coordinated by the Justin Pepper Foundation to benefit its youth volunteerism programs.

On Sunday evening, we will once again host a free community concert featuring an up and coming country band that will bring individuals and families to the Beaufort Street area for fun, enjoyable entertainment. We will have a couple food vendors and a few market vendors tailored toward the evening crowd.

On Monday, the festival goes full throttle with 100+ street vendors lining historic Beaufort, Lexington and Clark Streets selling food, arts and crafts, and other novelties; a Children's Play area with games and activities for younger families; a Classic Car Show featuring a variety of late model automobiles; an annual book sale by the Chapin Branch library; model train display at the old Fire Station/American Legion Post; musical concerts by local artists; and the 100+ entry annual parade that has welcomed local, state and national figures over the years.

As part of the 40th annual Labor Day festivities the Town partnered with the Crooked Creek Arts league to feature a community art installation project. The project featured twelve large art installations around the Chapin community. Each installation featured a local artist and was located at a sponsored business. The sculptures are still visible in our community today. The project was so successful we have incorporated an annual aspect of the infusion of art. These projects attract visitors and art enthusiasts to our area. An auction is held over Labor Day weekend for those interested in owning the pieces permanently.

b. This long-time annual festival is a popular destination for people throughout the Midlands, South Carolina and beyond, much like its fellow Lexington County festivals (Peach, Poultry, Collard, Okra Strut, etc.). An estimated 25,000+ people come out to participate each year in this end-of-summer send off, which generates a huge impact on local restaurants, shops, and the participating vendors. Several of Chapin's local non-profit organizations and schools also raise vital funds that support their causes by serving as food vendors or providing essential festival services such as parking, festival set up and clean up, and public safety. With 60 % of the vendors coming from outside of the Midlands we pre-negotiate rates with nearby hotels the night preceding the festival.

c. Attendance estimates for 2020 were 24,000, traditionally approximately 40% of attendees coming from outside the area. Due to COVID, we weren’t able to host the traditional festival and in 2021 additional spacing requirements resulted in less vendors.

Based on an increase in vendor participation, car show entries, parade contestants and festival attendees we anticipate our numbers will increase significantly in 2022.

d. Vendors do not provide the Town with their sales information but a conservative estimate of minimum spending by individuals in attendance of $7 a person, would generate a minimum of $168,000 in revenues and additional sales generated after the festival is not tracked either. Whatever is generated, the impact is far greater than the money spent to put the festival on, because it creates community pride, encourages a diverse group of people to work together for a common cause, generates new visitors to our community as well as positive publicity for our town.

e. The money ($3000) received from Lexington County through its Temporary Alcohol Beverage License Fee funds will be used to support advertising and promotions as follows:

1,000	Radio advertising with Midlands Media Group
750	Full page ad in Regional Magazine (1/2 cost)
1075	Capital City Lake Murray Visitors Guide & Regional Visitors Map
400	Billboard signage attracting out of town visitors

Without the Temporary Bev. Funding the Town budget would not support the advertising costs to areas outside of our local community. The event relies on participation of vendors and attendees from across the state. Advertising is a powerful tool to generate excitement and participation.

f. We were fortunate to partner with Lake Murray Country Tourism Board in the past to cross promote our Labor Day Festival with their activities to promote lake tourism through the provision of **24** two-sided street banners are displayed on the two main Chapin Transportation corridors, Columbia Avenue and Chapin Road (Hwy **76)** beginning in early June. This partnership helped save the festival more than **$2500** in promotional expenses. We plan to partner with them again in **2022.**

COUNTY OF LEXINGTON

TEMPORARY ALCOHOL BEVERAGE LICENSE FEE
FUNDING SOURCES
FY 2022/23

Organization Name: _____Town of Chapin_____

List of Funding Sources	Actual * FY 2020/21	Current FY 2021/22	Estimated FY 2022/23
Sponsors and Advertisers		12642.50	9500
Lexington County- Temporary Alcohol Bev. License Fee	2000	2000	3000
Vendors		3475	3000
Parade		1655	2500
Justin Pepper 5K		-	
Taste of Chapin		-	2500
Car Show		-	1500
*The Town of Chapin had to cancel the majority of the Festival			
In 2020, due to COVID, but was still able to put on a 5K			
In partnership with a local non-profit. The Town			
did not receive income from the event, the			
Non profit incurred the funding and expeditures. The Town			
assisted with marketing and promotions costs.			
Total	2000	19772.5	22000

COUNTY OF LEXINGTON

TEMPORARY ALCOHOL BEVERAGE LICENSE FEE EXPENDITURES

FY 2022/23

Organization Name: _____Town of Chapin_____

List of Expenditures	Actual FY 2020/21	Current FY 2021/22	Estimated FY 2022/23
Advertising/ Promotions	2000	3468.87	3400
Custodial		2744.23	2700
Entertainment and Awards		4700.17	4700
Program Design and Printing		2211.67	2300
Parade, Rentals and Equipment		4696.10	4700
Misc. Supplies		208.36	200
*Town of Chapin had to cancel the majority of the Festival			
In 2020, due to COVID, but was still able to put on a 5K			
In partnership with a local non-profit. The Town			
expenses do not reflect those expenditures because the			
Non profit incurred the expenditures of the event and the			
Town assisted with marketing and promotions costs.			
Total	2000	18029.4	1800

WEST COLUMBIA
• HEAD WEST •

Mayor
Temus C. "Tem" Miles, Jr.

Mayor Pro-Tem
Jimmy Brooks

Council Members
R. Trevor Bedell
Joseph D. Dickey, Jr.
Mike Green
Casey Jordan Hallman
David B. Moye
Erin Parnell Porter
Mickey Pringle

City Administrator
Brian E. Carter, ICMA-CM, AICP

Deputy City Administrator
Michelle M. Dickerson, Esquire

City Treasurer/ Assistant City Administrator
Justin R. Black, CPA

City Clerk
Crystal Bouknight Parker

(803) 791-1880
FAX (803) 739-6231

200 N. 12th Street
West Columbia, SC 29169

PO Box 4044
West Columbia, SC 29171

www.westcolumbiasc.gov

January 7, 2022

FY 2022/2023 Festival Application
Lexington County Council
212 South Lake Drive, Suite 601
Lexington, SC 29072

Dear Honorable City Council:

The City of West Columbia is delighted to host "Fall Back Fest", on Friday, November 4, 2022 from 5:30 PM- 9:30 PM p.m. There is something magical about the City of West Columbia's Fall Back Fest, a simple celebration of the time change, the entrance of fall, friends, Friday, and amazing local artists. It is an experience where attendees can come to relax, enjoy the music in the air, the food and beverages of local restaurants, and the live mural painting in the street by local artists. The city installs café lights on State Street for the event which creates a unique ambiance and attracts residents as well as tourists from surrounding cities and counties.

This will be the 6th annual Fall Back Fest. The city strives to provide a creative, family and pet friendly event, that is free to attend. Our goal is to attract people from surrounding cities and counties, making the State Street area the place to come for delicious food, great shopping, and amazing art. The local restaurants and a food trucks that were open for previous Fall Back Fests reported record sales and created new customers in the process.

The 2020 Fall Back Fest was cancelled due to COVID 19.

For the 2022 Fall Back Fest, the city is requesting $2500.00 in Temporary Alcohol Beverage License Fee funds. The funds will be used to increase the marketing

opportunities for the event promoting tourism and our Lexington County Community.

The City of West Columbia has a population of approximately 17,600 people. The City of West Columbia provides a full range of municipal services including police and fire protection, street and sanitation services, recreational activities, planning and zoning and water and sewer services.

Thank you for your consideration.

Sincerely,

Kelli Ricard

Kelli Ricard
Director of Events ad Publications

kricard@westcolumbiasc.gov
803-939-8623 office
803-521-7765 cell

COUNTY OF LEXINGTON

TEMPORARY ALCOHOL BEVERAGE LICENSE FEE APPLICATION

FY 2022/23

1. Name of Festival:

Fall Back Fest

2. Type of Organization (please select one):

	County Government
X	Municipal
	Non-Profit Organization
	Community Service Club, Church, etc.
	Other

3. Sponsoring Organization

Name of Organization:	City of West Columbia
Mailing Address:	PO Box 4044, West Columbia, SC 29169

4. Director of Festival

Name & Title:	Kelli Ricard, Director of Events & Publications
Contact Number(s):	803-939-8623
Email:	kricard@westcolumbiasc.gov

5. Festival Website Address:

WESTCOLUMBIASC.GOV OR FB CITY OF WEST COLUMBIA FALL BACK FEST

6. Festival Category (*check one*):

X	Festival
	Other – Pursuant to State Statute Section 61-6-2010

7. Festival Timeline

Actual Dates of Festival:	November 4, 2022 – Rain Date November 11, 2022

8. Location of Festival:

100 & 200 BLOCKS OF STATE STREET IN WEST COLUMBIA

9. How many people do you expect to attend?

Expected Number:	3500

10. Festival Budget: Request for funds must meet the requirements of Chapter 61, Section 61-6-2010, SC Code of Laws, 1976, as amended.

a. Estimated Total Cost of Festival:	$17,500
b. Amount of funds requested for the Festival:	$2,500
c. This Request Equals What Percent of the Total Festival Budget:	14.29 %

11. Has your Project/Event or Organization previously received Temporary Alcohol Beverage License Fee Funding?

X	Yes		No

If you answered yes, *please answer items a-e below.*

a. Year(s):	2021/2022 – 2020-2021 - 2019/2020
b. Amount(s):	$2500 - $2500 - $2500
c. Source(s):	Lexington County
d. Purpose(s)	Marketing outside 50-miles
e. For each award year, did you expend 100% of the Temporary Alcohol Beverage License Fee funds you received?	[ ] Yes [x] No *If you **answered no**, please explain:* The 2020/2021 year was originally applied for, but never requested the funding to COVID cancellation of the event.

12. Festival Description – Please use *Attachment A* to complete the following information that is required by the *Tourism Expenditure Review Committee* to be sure that the Festival is in accordance to Chapter 61, Section 61-6-2010, of the S.C. Code of Laws, 1976 as amended.

a. General description of the festival and brief history of the organization	*Please use* ***Attachment A*** *to complete answers a-f.*
b. State the benefits that this festival will serve toward promoting tourism and the Community of Lexington County.	
c. Total attendance to the festival versus the number of total tourists in attendance.	
d. Economic impact generated by tourism towards the festival	
e. Overall description of how the festival attracts and promotes tourists to the area and specifically how the Temporary Alcohol Beverage License Fee funds were used to accomplish this.	
f. Additional Comments.	

ORIGINAL APPLICATION DUE BY:
FRIDAY, JANUARY 7, 2022
FY 2022/23 Festival Application
Lexington County Council
212 South Lake Drive, Suite 601
Lexington, SC 29072

Signature of Festival Director:

Kelli Ricard
Print Name

Director of Events & Publications
Title

Kelli Ricard
Signature

1/7/21
Date

COUNTY OF LEXINGTON

TEMPORARY ALCOHOL BEVERAGE LICENSE FEE EXPENDITURES

FY 2022/23

Organization Name: _____City of West Columbia

List of Expenditures	Actual FY 2020/21	Current FY 2021/22	Estimated FY 2022/23
Free Times	0	2600	3000
I-Heart Radio	0	800	1000
WIS TV	0	1000	1500
Facebook Ads	0	250	250
Digital Billboards - Lamar	0	1700	1700
Discount School Supplies	0	216	200
Mural Artists	0	900	1000
Caricaturist	0	300	300
Bands/Audio	0	4500	4500
The Graphic Source	0	593	600
Simple Booth	0	272	272
Something Borrowed	0	0	0
New South Waste	0	448	448
ColaToday ad	0	250	250
Sun Solutions	0	114.27	175
Allegra – retractable banners	0	600	0
Café Lights for tents	0	496	250
Displays2Go	0	169	0
Pizza &Soda for staff/volunteers	0	164.49	300
Lowes	0	176.32	250.00
Total	0	15549.08	15995.00

COUNTY OF LEXINGTON

TEMPORARY ALCOHOL BEVERAGE LICENSE FEE
FUNDING SOURCES
FY 2022/23

Organization Name: _City of West Columbia

List of Funding Sources	Actual FY 2020/21	Current FY 2021/22	Estimated FY 2022/23
West Columbia Hospitality Tax Funds	0	15,000	15,000
Lexington County Temp Alcohol Beverage License Fee Fund	0	2500	2500
Total	0	17,500	17,500

City of West Columbia - Fall Back Fest – 2021/2022

Report of Expenditures

Sticky Note and 101 Best Things to Do Newspaper Ads,digital ads, email blasts, sticky notes on cover	Free Times	$	2,600	$	2,600
Radio ads	I Heart Radio	$	800	$	800
WIS-TV	WIS-TV	$	1,000	$	1,000

DOTZ TPAR SYSTEM

1. Festival Description – Please use *Attachment A* to complete the following information that is required by the *Tourism Expenditure Review Committee* to be sure that the Festival is in accordance to Chapter 61, Section 61-6-2010, of the S.C. Code of Laws, 1976 as amended.

a. General description of the festival and brief history of the organization	*Please use* ***Attachment A*** *to complete answers a-f.*
b. State the benefits that this festival will serve toward promoting tourism and the Community of Lexington County.	
c. Total attendance to the festival versus the number of total tourists in attendance.	
d. Economic impact generated by tourism towards the festival	
e. Overall description of how the festival attracts and promotes tourists to the area and specifically how the Temporary Alcohol Beverage License Fee funds were used to accomplish this.	
f. Additional Comments.	

a. General description of the festival and brief history of the organization – The City of West Columbia's Fall Back Fest event involves bringing 10 mural artists from the midlands area, a live band, a food truck, kids face painter and balloon art to State Street to provide a community event that increase spending with the businesses in the area and to help develop an arts district and relationships with the businesses. we will include a night version of the Meeting Street Artisan Market.

The City of West Columbia has a population of approximately 17,600 people. The City of West Columbia provides a full range of municipal services including police and fire protection, street and sanitation services, recreational activities, planning and zoning and water and sewer services.

b. Attendees at Fall Back Fest shop, play, and dine in Lexington County.

c. Fall Back Fest hosted around 3500 people in 2021, and the number of zip codes recorded from outside 50-miles was around 10 %.

d. The business owners in the area all boasted of significant sales, although the economic impact was not determined.

e. This will be the 6th annual Fall Back Fest. The city strives to provide a creative, family and pet friendly event, that is free to attend. Our goal is to attract people from surrounding cities and counties, making the State Street area the place to come for delicious food, great shopping, and amazing art. The local restaurants and a food trucks that were open for previous Fall Back Fests reported record sales and created new customers in the process. The funds will be used to increase the marketing opportunities outside 50-miles for the event promoting tourism and our Lexington County Community.

f. We thank Lexington County for providing additional resources to assist in bringing more tourists to West Columbia.

COUNTY OF LEXINGTON
MINIBOTTLE TAX FUND
Annual Budget
Fiscal Year - 2022-23

Object Code	Revenue Account Title	Actual 2020-21	Received Thru Nov 2021-22	Amended Budget Thru Nov 2021-22	Projected Revenues Thru Jun 2021-22	Requested 2022-23	Recommend 2022-23	Approved 2022-23
	***Minibottle Tax Fund 2141:**							
	Revenues:							
420700	Minibottle Tax	646,533	378,392	530,000	530,000	600,000		
461000	Investment Interest	0	0	0	0	0		
	**** Total Revenue**	646,533	378,392	530,000	530,000	600,000		
	*****Total Appropriation**				530,000	600,000		
	FUND BALANCE Beginning of Year				31	31		
	FUND BALANCE - Projected End of Year				31	31		

Fund: 2141
Division: Health & Human Services
Organization: 171600 - Minibottle Contributions

Object Expenditure Code	Classification	2020-21 Expenditure	2021-22 Expend (Dec)	2021-22 Amended (Dec)	2022-23 Requested	*BUDGET* 2022-23 Recommend	2022-23 Approved
	Personnel						
	*** Total Personnel**	**0**	**0**	**0**	**0**		
	Operating Expenses						
534000	Contributions (LRADAC)	646,533	100,903	530,000	600,000		
	*** Total Operating**	**646,533**	**100,903**	**530,000**	**600,000**		
	**** Total Personnel & Operating**	**646,533**	**100,903**	**530,000**	**600,000**		
	Capital						
	**** Total Capital**	**0**	**0**	**0**	**0**		
	***** Total Budget Appropriation**	**646,533**	**100,903**	**530,000**	**600,000**		

COUNTY OF LEXINGTON
INDIGENT CARE
Annual Budget
Fiscal Year - 2022-23

Object Code	Revenue Account Title	Actual 2020-21	Received Thru Nov 2021-22	Amended Budget Thru Nov 2021-22	Projected Revenues Thru Jun 2021-22	Requested 2022-23	Recommend 2022-23	Approved 2022-23
	***Indigent Care 2200:**							
	Revenues:	0.500 Mills		0.479 Mills	0.479 Mills			0.479 Mills
410000	Current Property Taxes	532,019	50,832	558,835	558,835	558,835		
410500	Homestead Exemption Reimbursements	23,689	0	25,000	25,000	25,000		
410520	Manufacturer's Tax Exemption	3,838	0	3,000	3,000	3,000		
410521	Manufacturer Partial Prop Tx Exempt	744	0	0	0	0		
410530	State Sales and Use Tax Credit	2,476	523	2,500	2,500	2,500		
411000	Current Vehicle Taxes	76,774	33,650	75,222	75,222	75,222		
412000	Current Tax Penalties	826	0	1,000	1,000	1,000		
413000	Delinquent Taxes	15,365	4,376	17,000	17,000	17,000		
414000	Delinquent Tax Penalties	2,555	656	2,500	2,500	2,500		
417100	Fee in Lieu of Taxes	68,027	0	70,000	70,000	70,000		
417120	Fee in Lieu of Taxes - Prior Year	22	0	0	0	0		
417130	FILOT - Manufacturer's Tax Exemption	5,921	0	4,000	4,000	4,000		
417150	FILOT - Fee for Services	214	0	200	200	200		
418000	Motor Carrier Payments	2,068	794	1,000	1,000	1,000		
418100	Heavy Equip. Rental Surcharge Fees	383	209	250	250	250		
419000	Merchants Exemptions	23,800	5,950	23,800	23,800	23,800		
461000	Investment Interest	881	209	3,000	3,000	3,000		
	**** Total Revenue**	759,602	97,199	787,307	787,307	787,307		
	*****Total Appropriation**				629,308	629,308		
	FUND BALANCE Beginning of Year				678,379	836,378		
	FUND BALANCE - Projected End of Year				836,378	994,377		

Fund 2200
Division: Health & Human Services
Organization: 171200 - Social Services

Object Code	Expenditure Classification	2020-21 Expenditure	2021-22 Expend (Dec)	2021-22 Amended (Dec)	2022-23 Requested	*BUDGET* 2022-23 Recommend	2022-23 Approved
	Personnel						
	*** Total Personnel**	**0**	**0**	**0**	**0**		
	Operating Expenses						
534000	Contributions	649,567	314,656	629,308	629,308		
	*** Total Operating**	**649,567**	**314,656**	**629,308**	**629,308**		
	**** Total Personnel & Operating**	**649,567**	**314,656**	**629,308**	**629,308**		
	Capital						
	**** Total Capital**	**0**	**0**	**0**	**0**		
	Other Financing Uses						
811000	Op Trn to General Fund	0	0	0	0		
	*****Total Other Financing Uses**	**0**	**0**	**0**	**0**		
	***** Total Budget Appropriation**	**649,567**	**314,656**	**629,308**	**629,308**		

SECTION I

COUNTY OF LEXINGTON
GENERAL FUND
SUMMARY OF DEPARTMENTAL REVENUES
Annual Budget
FY 2022-23 Estimated Revenue

Fund: 2600
Division: Professional Bond Fees
Organization: 141100 Clerk of Court

Object Code	Revenue Account Title	Actual 2019-20	Actual 2020-21	Anticipated 2021-22	Requested 2022-23	Recommend 2022-23	Approved 2022-23
	Revenues:						
431100	Clerk of Court Account	6,665	10,910	12,500	12,500		
461000	Investment Interest	1,645	193	300	300		
	**** Total Revenue (Section II)**	8,310	11,103	12,800	12,800		
	***** Total Appropriation (Section III)**				91,890		

SECTION II

COUNTY OF LEXINGTON
Proposed Revenues
Fines, Fees, and Other
Budget FY - 2022-2023

Fund #: 2600 Fund Name: Professional Bond Fees

Organ. #: 141100 Organ. Name: Clerk of Court

Revenue Code	Fee Title	Actual Fees FY 2019-20	Actual Fees FY 2020-21	12/31/2021 Year-to-Date FY 2021-22	Anticipated Fiscal Year Total 2021-22	Budget: Units of Service	Budget: Current Fee	Budget: Current Total Estimated Fees FY 2022-23	Budget: Proposed Fee Change	Budget: Total Proposed Estimated Fees FY2022-23
431100	Clerk of Court Account	6,665	10,910	7,190	12,500			12,500		12,500
461000	Investment Interest	1,645	193	43	300			300		300

COUNTY OF LEXINGTON
CLERK OF COURT / PROFESSIONAL BOND FEES
Annual Budget
Fiscal Year - 2022-23

Object Code	Revenue Account Title	Actual 2020-21	Received Thru Nov 2021-22	Amended Budget Thru Nov 2021-22	Projected Revenues Thru Jun 2021-22	Requested 2022-23	Recommend 2022-23	Approved 2022-23
	***Clerk of Court / Professional Bond Fee 2600:**							
	Revenues:							
431100	Clerk of Court Fees	10,910	7,190	12,500	12,500	12,500		
461000	Investment Interest	193	43	300	300	300		
	**** Total Revenue**	11,103	7,233	12,800	12,800	12,800		
	*****Total Appropriation**				91,890	91,890		
	Contingency:							
	Unused							
	FUND BALANCE							
	Beginning of Year				133,107			
	FUND BALANCE - Projected							
	End of Year				54,017			

Fund: 2600
Division: Judicial
Organization: 141100 - Clerk of Court

Object Code	Expenditure Classification	2020-21 Expend	2021-22 Expend (Dec)	2021-22 Amended (Dec)	2022-23 Requested	*BUDGET* 2022-23 Recommend	2022-23 Approved
	Personnel						
	*** Total Personnel**	**0**	**0**	**0**	**0**		
	Operating Expenses						
521000	Office Supplies	1,264	0	3,000	3,000		
529903	Contingency	0	0	87,390	87,390		
	*** Total Operating**	**1,264**	**0**	**90,390**	**90,390**		
	**** Total Personnel & Operating**	**1,264**	**0**	**90,390**	**90,390**		
	Capital						
540000	Small Tools & Minor Equipment	1,058	0	695	~~700~~ 1,500		
	All Other Equipment	0	0	805	~~800~~		
	**** Total Capital**	**1,058**	**0**	**1,500**	**1,500**		
	***** Total Budget Appropriation**	**2,322**	**0**	**91,890**	**91,890**		

SECTION V. - PROGRAM OVERVIEW

Program: Professional Bond Fees - General Sessions

Objectives:

To achieve and maintain a high standard of accuracy and efficiency regarding all arrest warrants, bonds, indictments and sentences for the county. To insure all records are received and processed for County Magistrates and Municipalities; to report this information to various other entities such as Solicitor, Public Defender, Probation Department and Attorneys; to report any/all "disposition of charges" information to South Carolina Court Administration for disbursement throughout the state; to provide adequate assistance and advise Circuit Court Judges, Solicitors, Attorneys and the general public upon request. To appoint legal counsel to all qualified, including but not limited to those declared indigent; to properly maintain and manage General Sessions and Transfer Court on a daily basis. To maintain and collect fines imposed by Judges in both courts. To organize and maintain all evidence submitted in criminal trials and coordinate availability to Supreme Court for appeals process. To maintain all bonding company license and provide current information for those companies to all Magistrates. To compose, prepare and mail all Jury duty summons for Circuit and Criminal Court in an efficient and timely manner. To assist all persons on Jury duty as well as maintaining all Juror information for Civil, Criminal and Transfer Courts. Provide all Jury support services as well as the compilation of all Jury information for trail while Coordinating Jury selection.

Service Standards:

The goal of this department is to assure accurately transmitted information pertaining to criminal offenses occurring in Lexington County and to produce revenue for the County by timely collection of fines and continued services to the citizens.

	SERVICE LEVELS			
Service Level Indicators:	**Actual FY 19/20**	**Actual FY 20/21**	**Estimated FY 21/22**	**Projected FY 22/23**

N/A

SECTION VI. - LINE ITEM NARRATIVES

SECTION VI. A - SUMMARY OF REVENUES

431100 – CLERK OF COURT ACCOUNT **$ 12,500.00**

Collecting the professional bondsman fees generates the Clerk of Court Account. 100% of the fee is remitted to the County Treasurer to be put back into the Clerk of Court's discretional account. A professional or surety bondsman, doing business in a county other than the bondsman's principal place of business, is required to pay to the Clerk of Court in the county in which such foreign business is conducted, $100.00 annually. When the professional bondsman is doing business in his principal place of business the annual fee is $150.00. The monies paid by professional bondsmen are to be retained by the Clerk of Court. These funds are used to help defray the ordinary expenses of operating the Clerk of Court's office (estimated).

461000 – INVESTMENT INTEREST **$ 300.00**

Interest earned (estimated).

SECTION VI. B - LISTING OF POSITIONS

Current Staffing Level:

Job Title	Positions	Full Time Equivalent General Fund	Other Fund	Total	Grade
N/A					

All of these positions require insurance.

Display organization flowchart:

SECTION VI. C - OPERATING LINE ITEM NARRATIVES

521000 - OFFICE SUPPLIES **$ 3,000.00**

This account is used for pens, pencils, printing, paper, case folders, toner ($250.00 each) and misc. supplies

529903 – CONTINGENCY **$ 87,390.00**

SECTION VI. D - CAPITAL LINE ITEM NARRATIVES

CAPITAL REQUEST

540000 - Small Tools & Minor Equipment **$ 1,500.00**

This account is used for calculators, telephone replacement, time stamps and seals.

COUNTY OF LEXINGTON
EMERGENCY TELEPHONE SYSTEM E-911
Annual Budget
FY 2022-23 Estimated Revenue

Object Code	Revenue Account Title	Actual 2020-21	Received Thru Nov 2021-22	Amended Budget Thru Nov 2021-22	Projected Revenues Thru Jun 2021-22	Requested 2022-23	Recommend 2022-23	Approved 2022-23
	***Public Safety / Emergency Telephone System E-911 2605:**							
	Revenues:							
435100	911 Tariff	412,020	124,402	500,000	500,000	500,000		
435101	911 CMRS Cell Phone Surcharge	1,171,693	733,398	1,100,000	1,100,000	1,100,000		
435103	911 CMRS Capital Reimbursements	391,676	0	360,000	360,000	360,000		
435110	E911 & CMRS Municipal Disburseme	7,578	40,688	0	0	0		
437550	911 Tape Sales	3,221	1,840	2,000	2,000	2,000		
	Other Revenues:							
461000	Investment Interest	11,988	2,448	20,000	20,000	20,000		
469900	Miscellaneous Revenues	0	0	0	0	0		
490100	Sale of General Fixed Assets	0	60	0	0	0		
	**** Total Revenue**	1,998,176	902,836	1,982,000	1,982,000	1,982,000		
	*****Total Appropriation**				4,684,378	3,498,952		
	FUND BALANCE Beginning of Year				6,477,156	3,774,778		
	FUND BALANCE - Projected End of Year				3,774,778	~~3,498,952~~ 2,257,826		

COUNTY OF LEXINGTON
EMERGENCY TELEPHONE SYSTEM E-911
Annual Budget
Fiscal Year - 2022-23

Fund: 2605
Division: Department of Emergency Services
Organization: 131300 - Communications

Object Code	Expenditure Classification	2020-21 Expend	2021-22 Expend (Dec)	2021-22 Amended (Dec)	2022-23 Requested	BUDGET 2022-23 Recommend	BUDGET 2022-23 Approved
	Personnel						
510100	Salaries & Wages - 7	349,969	158,548	346,363	346,363		
510200	Overtime	131	0	0	0		
511112	FICA - Employer's Portion	23,494	11,171	26,497	26,497		
511113	State Retirement - Employer's Portion	51,820	21,484	57,358	57,358		
511120	Employee Insurance - 7	54,600	27,300	54,600	54,600		
511130	Workers Compensation	3,187	1,456	1,567	1,567		
	*** Total Personnel**	**483,201**	**219,959**	**486,385**	**486,385**		
	Operating Expenses						
520100	Contracted Maintenance	258,588	213,550	750,387	602,465		
520200	Contracted Services (Log Recorder Maint.)	258,745	122,188	826,887	285,513		
520231	Garbage Pickup Service	790	395	799	799		
520300	Professional Services	6,445	6,420	7,245	8,400		
520400	Advertising & Publicity	0	0	2,000	2,000		
520510	Interpreting Services	8,814	6,228	10,914	16,692		
520702	Technical Currency & Support	73,051	79,673	88,683	109,474		
521000	Office Supplies	8,032	6,473	10,000	10,000		
521100	Duplicating	499	269	600	700		
521200	Operating Supplies	523	142	1,000	1,000		
521213	Public Education Supplies	1,643	0	7,044	4,000		
522000	Building Repairs & Maintenance	39,045	3,484	13,235	13,235		
522050	Generator Repairs & Maintenance	0	1,079	77,578	86,998		
522100	Heavy Equipment Repairs & Maint.	0	0	2,900	3,190		
522200	Small Equip Repairs & Maintenance	0	0	3,000	3,000		
524201	General Tort Liability Insurance	311	311	327	327		
524202	Surety Bonds - 7	44	0	0	0		
525000	Telephone	19,137	9,567	24,161	29,022		
525002	Telephone (800 Service)	96	40	125	125		
525004	WAN Service Charges	6,194	2,735	5,889	5,870		
525021	Smart Phone Charges	3,588	1,183	5,111	5,276		
525030	800 MHz Radio Service Charges - 47	31,388	13,079	33,041	33,041		
525031	800 MHz Radio Maintenance Contracts - 47	215,643	225,276	225,276	258,876		
525041	E-mail Service Charges - 8	430	419	1,032	1,032		
525042	Share Point Service Charges - 1	0	0	93	0		
525090	Other Communication Equipment	0	0	0	0		
525100	Postage	538	334	600	800		
525210	Conference, Meeting & Training Expense	37,680	8,477	161,517	98,465		
525230	Subscriptions, Dues, & Books	2,453	4,480	12,116	12,129		
525240	Personal Mileage Reimbursement	0	0	1,000	1,000		
525250	Motor Pool Reimbursement	55	225	2,000	2,000		
525430	Emergency Generator Fuel	231	0	3,705	4,082		
525500	Laundry & Linen	186	24	1,000	1,000		
525600	Uniforms & Clothing	1,810	0	6,198	2,793		
525700	Employee Service Awards	359	63	1,684	1,684		
529903	Contingency	0	0	1,324,596	1,324,596		
	*** Total Operating**	**976,318**	**706,114**	**3,611,743**	**2,929,584**		
	**** Total Personnel & Operating**	**1,459,519**	**926,073**	**4,098,128**	**3,415,969**		**109**

COUNTY OF LEXINGTON
EMERGENCY TELEPHONE SYSTEM E-911
Annual Budget
Fiscal Year - 2022-23

Fund: 2605
Division: Department of Emergency Services
Organization: 131300 - Communications

Object Code	Expenditure Classification	2020-21 Expend	2021-22 Expend (Dec)	2021-22 Amended (Dec)	2022-23 Requested	BUDGET 2022-23 Recommend	2022-23 Approved
	Capital						
540000	Small Tools and Minor Equipment	17,420	2,551	17,858	17,939		
540010	Minor Software	0	0	0	0		
	All Other Equipment	1,229,964	24,440	568,392	82,983		
	**** Total Capital**	**1,247,384**	**26,991**	**586,250**	**82,983**		
	***** Total Budget Appropriation**	**2,706,903**	**953,064**	**4,684,378**	**3,498,952**		

SECTION II

COUNTY OF LEXINGTON
NEW PROGRAM
Proposed Revenues
Fines, Fees, and Other
Budget FY - 2022-2023

Fund #: 2605 Fund Name: E911

Organ. #: 131300 Organ. Name: ES/Communications

Revenue Code	Fee Title					Budget: Units of Service	Current Fee	Current Total Estimated Fees 2022-23	Proposed Fee Change	Total Proposed Estimated Fees 2022-23
435100	911 Tariff					.5/mo	$ 500,000			$ 500,000
435101	911 CMRS Cell Phone					.61/mo	$1,100,000			$ 1,100,000
435103	911 CMRS Reimburs.						$ 360,000			$ 360,000
437550	911 Tape Sales						$ 2,000			$ 2,000

SECTION IV

COUNTY OF LEXINGTON
NEW PROGRAM
Capital Item Summary
Fiscal Year - 2022-23

Fund # 2605 Fund Title: E911
Organization # Organization Title:
Program # Program Title:

Qty	Item Description	***BUDGET*** 2022-23 Requested Amount
540000	Small Tools & Minor Equipment	17,939
	New and Replacement Monitors	9,648
	Replacement Dispatch Chairs	4,951
30	Advanced Computer	46,530
1	Standard PC	1,455
2	Black & White Printer	2,460
	** Total Capital (Transfer Total to Section III)	82,983 ~~32,538~~

in SECTION V. – PROGRAM OVERVIEW

911 DIVISION

PROGRAM 1 - 911 TRAINING

The 911 Training Program is responsible for the recruitment, selection, initial training and continuing education of all Lexington County Consolidated 911 Telecommunicators, along with coordinating the mandated 911 Telecommunicator Certification through the South Carolina Criminal Justice Academy. Additionally all Lexington County Consolidated 911 Telecommunicators are trained and or certified in the following: Cardio-Pulmonary Resuscitation (CPR), Pro-QA Emergency Medical Dispatch (EMD), Pro-QA Emergency Fire Dispatch (EFD), Pro-QA Emergency Police Dispatch (EPD), National Crime Information Center (NCIC) and National Incident Management System (NIMS). The 911 Training Program is also responsible for establishing and maintaining written directives and standard operating procedures for the Lexington County Communications Center; designing and implementing a career development program; ensuring accreditation compliance by adhering to strict training guidelines and maintaining accurate documentation of all 911 emergency communications training completed by Telecommunicators.

PROGRAM 2 - 911 PUBLIC EDUCATION

The Public Education Team was created to promote a greater understanding of 911 and emergency response services available to the citizens of Lexington County. The public education program has designed presentations for schools, child/adult care facilities, businesses, churches and community groups. Presentation design is to reinforce the proper use of 911 through demonstrations by Department of Emergency Service personnel, digital presentations, posters and informational handouts. The 911 Public Education Team also collects pertinent information from the residents of Lexington County relating to medical, fire service and or law enforcement concerns, such as hearing or speech impaired occupants, which is then entered into a computer aided database to assist the 911 Telecommunicator and emergency responders.

PROGRAM 3 - 911 SYSTEM MANAGEMENT

There have been a number of technological advances in communications, to include voice, data, and video communications services. Information Services currently manages and supports the coordination and maintenance of the database operations along with the 911 related telephone equipment. The System Management Program is dedicated to the research and development of identifying new technologies designed to improve emergency communications.

911 Communications 2019

Landline Telephone Calls	Jan	Feb	Mar	Apr	May	Jun	Jul	Aug	Sep	Oct	Nov	Dec	TOTALS
Lexington County	1,002	974	999	802	1,023	1,090	1,123	1,218	969	1,182	938	1,045	12,365
Batesburg/Leesville	36	35	57	24	21	42	48	11	17	17			308
Cayce	88	36	35	24	75	28	28	22	20	22	13		391
West Columbia	141	123	144	128	154	158	202	136	129	122	51		1,488
Total Landline Calls	***1,267***	***1,168***	***1,235***	***978***	***1,273***	***1,318***	***1,401***	***1,387***	***1,135***	***1,343***	***1,002***	***1,045***	***14,552***
Cell Phone Calls													
Lexington County	25,314	24,718	25,861	24,160	27,279	28,095	29,648	28,114	25,741	26,248	24,676	25,227	315,081
Batesburg/Leesville	253	249	241	245	266	242	276	226	187	183			2,368
Cayce	430	418	387	355	421	460	483	533	460	595	458		5,000
West Columbia	951	887	894	786	1,003	962	942	1,063	900	926	896		10,210
Total Cell Phone Calls	***26,948***	***26,272***	***27,383***	***25,546***	***28,969***	***29,759***	***31,349***	***29,936***	***27,288***	***27,952***	***26,030***	***25,227***	***332,659***
VOIP Phone Calls													
Lexington County	864	846	805	688	838	854	900	807	756	790	915	864	9,927
Batesburg/Leesville	34	30	27	24	27	29	43	35	16	33			298
Cayce	65	78	86	57	68	57	92	87	75	81	58		804
West Columbia	110	106	102	98	118	113	94	101	102	107	115		1,166
Total VOIP Calls	***1,073***	***1,060***	***1,020***	***867***	***1,051***	***1,053***	***1,129***	***1,030***	***949***	***1,011***	***1,088***	***864***	***12,195***
Outgoing Phone Calls													
Lexington County	9,811	9,569	9,224	8,776	10,135	10,791	11,328	11,403	8,432	10,817	10,102	9,987	120,375
Batesburg/Leesville													0
Cayce													0
West Columbia													0
Total Outgoing Calls	***9,811***	***9,569***	***9,224***	***8,776***	***10,135***	***10,791***	***11,328***	***11,403***	***8,432***	***10,817***	***10,102***	***9,987***	***120,375***
Total Telephone Calls													
Lexington County	36,991	36,107	36,889	34,426	39,275	40,830	42,999	41,542	35,898	39,037	36,631	37,123	457,748
Batesburg/Leesville	323	314	325	293	314	313	367	272	220	233	0	0	2,974
Cayce	583	532	508	436	564	545	603	642	555	698	529	0	6,195
West Columbia	1,202	1,116	1,140	1,012	1,275	1,233	1,238	1,300	1,131	1,155	1,062	0	12,864
Total Telephone Calls	***39,099***	***38,069***	***38,862***	***36,167***	***41,428***	***42,921***	***45,207***	***43,756***	***37,804***	***41,123***	***38,222***	***37,123***	***479,781***
Law Enforcement CAD Events													
Airport PD	37	41	18	12	18	23	33	24	29	26	30	29	320
Animal Control	878	745	656	590	712	761	712	803	893	851	743	875	9,219
Chapin PD	363	298	256	252	297	277	315	289	326	239	291	239	3,442
Coroner	69	69	75	76	77	81	85	91	80	75	78	92	948
Gaston PD	227	235	265	294	303	240	226	266	210	259	207	258	2,990
Irmo PD	1,645	1,399	1,455	1,086	1,520	1,457	1,619	1,511	1,548	1,448	1,253	1,427	17,368
Lexington PD	2,636	2,415	2,473	1,865	2,558	2,531	2,691	2,668	2,662	2,872	2,661	3,177	31,209
Pelion PD	139	122	160	131	150	172	203	181	151	161	158	161	1,889
Pineridge PD	351	380	260	159	161	155	211	190	162	106	105	89	2,329
South Congaree PD	536	590	504	404	476	438	503	512	438	462	389	355	5,607
Springdale PD	807	761	765	731	802	704	715	654	709	768	847	852	9,115
Swansea PD	257	294	205	200	250	188	177	214	135	118	112	143	2,293
Total Municipal LE CAD Events	***7,945***	***7,349***	***7,092***	***5,800***	***7,324***	***7,027***	***7,490***	***7,403***	***7,343***	***7,385***	***6,874***	***7,697***	***86,729***
Sheriff's Department	18,987	17,162	19,408	19,582	21,241	20,643	20,606	18,704	18,281	18,207	17,173	17,865	227,859
Total Law Enforcement CAD Events	***26,932***	***24,511***	***26,500***	***25,382***	***28,565***	***27,670***	***28,096***	***26,107***	***25,624***	***25,592***	***24,047***	***25,562***	***314,588***

EMS CAD Events	Jan	Feb	Mar	Apr	May	Jun	Jul	Aug	Sep	Oct	Nov	Dec	TOTALS
Lexington County EMS	4,222	4,186	4,152	3,610	4,093	4,306	4,764	4,949	4,746	5,066	5,073	5,332	54,499
Fire Service CAD Events	**Jan**	**Feb**	**Mar**	**Apr**	**May**	**Jun**	**Jul**	**Aug**	**Sep**	**Oct**	**Nov**	**Dec**	**TOTALS**
Lexington County Fire	1,468	1,438	1,332	1,306	1,388	1,382	1,368	1,464	1,412	1,577	1,563	1,659	17,357
Irmo Fire	351	322	346	306	281	358	354	390	365	369	336	377	4,155
Airport Fire	3	3	1	0	0	2	3	0	0	0	0	0	12
Batesburg Fire	71	65	62	85	90	73	76	66	47	91	83	68	877
West Columbia Fire	227	207	185	180	185	214	215	184	166	217	239	217	2,436
Total Fire CAD Events	**2,120**	**2,035**	**1,926**	**1,877**	**1,944**	**2,029**	**2,016**	**2,104**	**1,990**	**2,254**	**2,221**	**2,321**	**22,401**
Miscellaneous Activity	**Jan**	**Feb**	**Mar**	**Apr**	**May**	**Jun**	**Jul**	**Aug**	**Sep**	**Oct**	**Nov**	**Dec**	**TOTALS**
Complaints	0	0	1	0	0	0	2	0	2	0	0	0	5
Attaboys	0	0	0	0	0	0	2	1	0	1	2	4	10
NCIC Enteries/Deletions/CCH	361	394	286	300	332	387	415	333	341	429	393		3,971
Tape Request Completed	128	129	176	111	122	170	215	167	152	272	183	148	1,973
Vacancies/Apps in Progress	1/0	5/13	7/10	13/0	9/0	11/47	15/69	15/4	11/55	13/0	8/0	9/0	
Dispatch Times	**Jan**	**Feb**	**Mar**	**Apr**	**May**	**Jun**	**Jul**	**Aug**	**Sep**	**Oct**	**Nov**	**Dec**	**Yearly**
EMS - A/O Calls - % under 4 min	81%	79%	70%	71%	72%	72%	73%	76%	83%	85%	83%	84%	78%
B/C Calls - % under 3 min	65%	61%	57%	62%	64%	62%	61%	66%	68%	68%	71%	73%	65%
D Calls - % under 2 min	27%	28%	21%	22%	23%	23%	24%	21%	29%	34%	34%	35%	27%
E Calls - under 1 min	11%	17%	22%	21%	23%	10%	17%	26%	16%	25%	17%	28%	20%
FIRE - A/O Calls - % under 4 min	93%	93%	91%	91%	91%	93%	96%	93%	94%	93%	96%	95%	93%
B/C Calls - % under 3 min	78%	86%	85%	73%	85%	80%	83%	87%	90%	87%	90%	91%	84%
D Calls - % under 2 min	92%	94%	90%	91%	94%	92%	91%	94%	93%	96%	96%	94%	93%
E Calls -% under 1 min	61%	63%	58%	73%	71%	79%	60%	74%	76%	71%	83%	83%	71%
LAW - A/O Calls - % under 4 min	68%	67%	65%	61%	62%	63%	64%	65%	71%	62%	68%	66%	65%
B/C Calls - % under 3 min	48%	46%	44%	43%	42%	44%	47%	47%	50%	44%	47%	47%	46%
D Calls - % under 2 min	23%	26%	23%	22%	21%	25%	24%	25%	27%	20%	24%	22%	24%
E Calls -% under 1 min	50%	80%	40%	67%	64%	33%	63%	50%	50%	61%	60%	44%	56%
% of 911 Telephone Calls Answered	**Jan**	**Feb**	**Mar**	**Apr**	**May**	**Jun**	**Jul**	**Aug**	**Sep**	**Oct**	**Nov**	**Dec**	**Yearly**
Within 10 Seconds	74.80%	77.42%	78.53%	69.70%	67.06%	90.49%	94.06%	97.64%	97.60%	94.80%	96.58%	97.32%	86.68%
Within 20 Seconds	95.72%	94.74%	95.08%	92.84%	91.91%	94.73%	95.47%	98.32%	98.33%	96.25%	97.42%	98.13%	96.05%
Within 30 Seconds	98.62%	97.88%	98.14%	97.25%	96.98%	96.31%	96.51%	98.77%	98.88%	97.29%	98.08%	98.67%	98.08%
Shift Comparison % of 911 Calls Answered	**Jan**	**Feb**	**Mar**	**Apr**	**May**	**Jun**	**Jul**	**Aug**	**Sep**	**Oct**	**Nov**	**Dec**	**Yearly**
A Shift Dispatchers within 10 Seconds	52.00%	42.68%	29.22%	31.24%	42.80%	84.92%	92.27%	97.47%	94.29%	93.09%	93.85%	95.99%	71.12%
B Shift Dispatchers within 10 Seconds	75.75%	69.34%	59.68%	69.40%	65.49%	89.32%	93.56%	96.13%	95.84%	94.71%	95.04%	95.75%	83.63%
C Shift Dispatchers within 10 Seconds	59.32%	65.42%	59.86%	59.42%	59.17%	83.93%	87.71%	95.14%	96.06%	90.35%	94.65%	95.56%	79.19%
D Shift Dispatchers within 10 Seconds	49.57%	50.52%	54.67%	49.28%	46.83%	87.00%	92.04%	96.46%	97.49%	93.05%	92.31%	93.56%	75.56%
Call Takers	85.08%	88.84%	88.44%	80.49%	82.47%	95.10%	96.75%	99.04%	98.85%	96.91%	98.29%	98.42%	92.71%
Budget Informtion	**Jan**	**Feb**	**Mar**	**Apr**	**May**	**Jun**	**Jul**	**Aug**	**Sep**	**Oct**	**Nov**	**Dec**	**TOTALS**
Lexington CMRS	$		55,313.84	$		53,959.24							$ 109,273.08
Quarterly Wireles Funds (ALL)	$		337,290.43	$		305,039.44	$		333,742.75				$ 976,072.62
CMRS -Cayce	$		4,997.62	$		4,999.68							$ 9,997.30
CMRS -West Columbia	$		4,797.56										$ 4,797.56
CMRS- Batesburg	$		3,807.00	$		3,777.67	$		3,807.00				$ 11,391.67
Tape Fees Collected	$ 607.30	$ 532.92	$ 346.46	$ 358.22	$519.38	$ 389.38	$ 300.22	$ 215.84	$ 142.92	$ 490.22	$ 209.28	$ 142.92	$ 4,255.06
Special Projects	**Jan**	**Feb**	**Mar**	**Apr**	**May**	**Jun**	**Jul**	**Aug**	**Sep**	**Oct**	**Nov**	**Dec**	**TOTALS**
Public Education Events	1	0	0	0	0	0	0	0	0	0	0	0	1
Recruitment Events	0	1	0	0	0	0	0	0	0	0	0	0	1

SECTION VI. – LINE ITEM NARRATIVES

SECTION VI. A. – LISTING OF REVENUES

435100 – 911 Tariff **$500,000**

This is the 911 fees collected from phone companies for all Landline telephones in the Lexington County service area. Landline usage is decreasing. Projection based on the revenues received through Dec 2020.

435101 – 911 CMRS Cell Phone Surcharges **$1,100,000**

This is the revenues received quarterly from the state 911 funds for the number of cell phone calls processed in Lexington County. Projection based on the revenues received through Dec 2020.

435103 – 911 Cost Recovery Reimbursements **$360,000**

This is the revenues received quarterly from the state 911 funds for items or charges incurred by Lexington County 911 that are eligible for reimbursement. Projection based on quarterly reports, (Not including special Projects).

437550 – 911 Tape Sales **$2,000**

This is revenues collected for the processing of 911 recording request.

SECTION VI. B. – LISTING OF POSITIONS

Current Staffing Level:

Full Time Equivalent

Job Title	General Positions	Other Fund	Fund	Total	Grade
Deputy Chief of Communications	1		1	1	213
Training Coordinator	1		1	1	212
PC LAN Administrator	1		1	1	212
Accreditation Manager	1		1	1	209
Senior Administrative Assistant	1		1	1	108
Document Processing Clerk II	1		1	1	106
PC LAN Specialist II	1		1	1	112
TOTAL POSITIONS	7		7	7	

**7 Positions require insurance

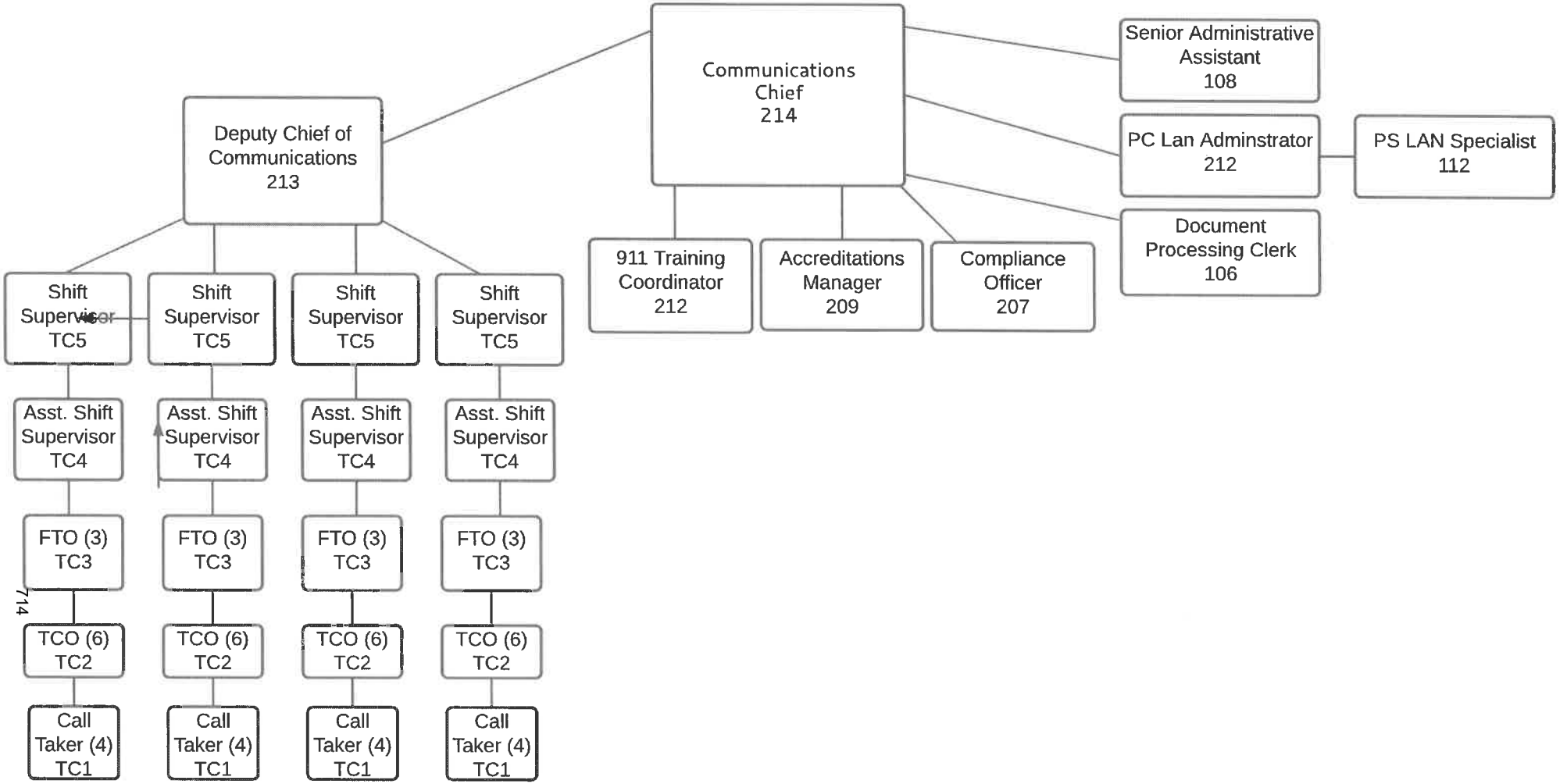
Communications Chief 214
Senior Administrative Assistant 108
PC Lan Adminstrator 212
PS LAN Specialist 112
Document Processing Clerk 106
911 Training Coordinator 212
Accreditations Manager 209
Compliance Officer 207
Deputy Chief of Communications 213
Shift Supervisor TC5
Shift Supervisor TC5
Shift Supervisor TC5
Shift Supervisor TC5
Asst. Shift Supervisor TC4
Asst. Shift Supervisor TC4
Asst. Shift Supervisor TC4
Asst. Shift Supervisor TC4
FTO (3) TC3
FTO (3) TC3
FTO (3) TC3
FTO (3) TC3
TCO (6) TC2
TCO (6) TC2
TCO (6) TC2
TCO (6) TC2
Call Taker (4) TC1
Call Taker (4) TC1
Call Taker (4) TC1
Call Taker (4) TC1

SECTION VI.C. – OPERATING LINE ITEM NARRATIVES

911 DIVISION

520100 - CONTRACTED MAINTENANCE **$602,465**

All items below are required by reoccurring contract:

PROGRAM 3 - 911 SYSTEM MANAGEMENT $602,464.48

This account will cover the cost of maintaining 911 equipment at Lexington backup center and Ball Park Road.

AT&T, Viper & Text 2 9-1-1 = $13,850.84 x 12/mo = $166,210.08 + tax = $177,844.79

This account will also cover cost of maintaining uninterrupted power source (UPS) at the Lexington backup facility.
UPS Total = $4,171.50

This account will cover the cost of maintaining uninterrupted power source (UPS) at the Ball Park Road Facility.
UPS Total = $70,403.85

This account will cover the 24x7 maintenance for the National Academy Emergency Medical Dispatch (NAEMD) Priority Dispatch software.
Priority Dispatch = $172,305 + tax = $184,366.35

This account will cover the maintenance of PowerDMS Software for Commission on Accreditation for Law Enforcement Agencies (CALEA) Accreditation to include the PowerDMS Policy and PowerDMS Standards. **(CALEA Requirement)**
PowerDMS Policy = $5,511.60 + tax = 5,897.41

This account will cover the annual maintenance for the Scheduling software, Ragnasoft/Planit.
PLANIT Total = $2,400

This account will cover the annual maintenance for the Guardian Tracking Employee Performance Documentation/Early Intervention & Recognition Software.
Guardian Tracking Total = $3,020

This account will cover the annual System version upgrade from Motorola API on Audiolog TLR Dongle #17380.
Annual Motorola upgrade Total = $20,000

PageGate Support Renewal = $395

This account will cover the annual maintenance for recording equipment at PSAPS.
Lexington (Backup) $14,645 + tax = $15,670.15
Ball Park Road $44,739 + tax = $47,870.73

This account will cover the annual maintenance and support for Lexington Fire Service and Text-2-Speech Module Software = $10,690

This account will cover the annual maintenance and support for Smart 911 = $59,734.70

520200 - CONTRACTED SERVICES **$285,513**

All items below are required by reoccurring contract:

PROGRAM 3 - 911 SYSTEM MANAGEMENT $285,512.52

This account will also cover the cost of E-911 network service charges. Does NOT include Late Fees.
AT&T Subscriber Billing (Est.) $10,910.79 x 12/mo = $130,929.48 + tax = $140,094.54

Covers the cost of pre-employment testing. Communications on Accreditation for Law Enforcement Agency (CALEA) standards require all 911 Operators must be physically capable of performing their duties and requires a physician to certify the person is capable of performing their duties.

Criticall = $5,495
Hearing Screening $30 x 40 employees = $1,200
Psychological testing $240 x 40 employees = $9,600
Vision Screening $15 x 40 employees = $600

This account will provide 24 hours a day 7 days a week including holidays for:

Admin Building to Pal 800
2-T-1 Lines to include line card $825.30 x 2 x 12/mo + tax = $21,193.70
(2 Wire Line from Node 2 to Tower on Ball Park Road to tone out Fire for VHF paging)
Radio Loop for Radio Infrastructure - $27.83 x 12/mo + tax = $357.34
(Line from Basement to roof of Admin Building for toning out Fire VHF paging)

P25 Core Connection (T1 or Ethernet) Ball Park Road - $500 per month x 12 = $6,000
P25 Core Connection (T1 or Ethernet) South Lake Drive - $500 per month x 12 = $6,000

ECC Ball Park Road
11-4 Wire Circuits for UHF/VHF Radios & Conventional Paging
$1113.60 per month x 12/mo + tax = $14,298.62
(4 Wire Line from Node 1 to Tower on Ball Park Road to tone out Fire for VHF paging)

ECC to Pal 800
2 Metro-E Lines for 800 MHz Radio's $865.20 x 12/mo + tax = $11,109.17

Phase II Wireless $199.50 x 1 PSAPS x 12/mo + tax = $2,561.58

Sonnet Ring $2771.88 x 12/mo + tax = $35,590,94

Metro Ethernet GBPS Point to Point $2,383.85 x 12/mo + tax = $30,608.63

Fire Alarm Monitoring - $378 annually

Survey Monkey (creating surveys for communications department employees) - $425.00

520231 – GARBAGE PICK UP SERVICES **$799**

This account will provide the cost for garbage pick-up services for the shared dumpster between Communications and Public Works.

520300 – PROFESSIONAL SERVICES **$8,400**

PROGRAM 3 – 911 SYSTEM MANAGEMENT & PROGRAM 1 - TRAINING $8,400

This account will provide the cost for developing and analyzing a comprehensive survey for the 911 center. This will provide vital information to the Leadership team to focus on the strengths and weaknesses of the 911 Communications Center. Additionally, this account will provide contractor to facilitate the annual Department of Emergency Services / 911 Communications Staff retreat.

911 Comprehensive Survey - $3,600
Contractor for Department of Emergency Services / 911 Communications Staff Retreat - $4,000

Funds are requested for fit for duty evaluations by a mental health professional where PEER Team referrals are not enough. This can be the result of a high stress call or stressors that accumulate over time. Mental health counseling is required in order to assist affected employees either on or off site. Current cost is $100 per hour.

Estimated 8 hours @ $100/hour = $800

520400 – ADVERTISING AND PUBLICITY **$2,000**

PROGRAM 2 – PUBLIC EDUCATION $2,000

This account provides fees for advertising Job Vacancies at the local, state and national level.

520510 – INTERPRETER SERVICE **$16,692**

PROGRAM 3 – 911 SYSTEM MANAGEMENT $16,692

This account will also provide service to allow Lexington County Communication to have access to an interpreter during 9-1-1 operations. 911-call history indicates increasing numbers of 9-1-1 calls from non-English speaking persons. In the recent FY 19/20 the monthly cost has increased due to call volume for non-English speaking citizens. Language Line Monthly Fees - $1300/mo (average of July 2021-December 2021) x 12 mo + tax = $16,692

520702 – TECHNICAL CURRENCY & SUPPORT **$109,474**

PROGRAM 3 – 911 SYSTEM MANAGEMENT $109,473.94

Cover cost of technical support for:

Arch view ESRI = $400

This account will cover 24 x 7 maintenance for the Central Square CAD (Computer Aided Dispatch).

Central Square CAD **(Contract Required)**
Total = $83,845.77 + tax = $89,714.97

This account will cover 24x7 maintenance for the Central Square CAD (Computer Aided Dispatch) Radio Channel Manager **(Contract Required)**

Total = $16,920 + tax = $18,104.40

This account will cover maintenance for the security camera system. The total cost of the contract per year is $309.14 and will be shared by Emergency Management.

(Contract Required)

Communications	$154.57
Emergency Management	$154.57
Total	$309.14

This account will be used to purchase an annual service agreement to ensure operability of the audio/visual equipment in the Emergency Operations Center (EOC) and Emergency Communications Center (ECC). For training and response to real world incidents, it is essential the equipment in the EOC remain operable at all times. The service agreement not only allow us to receive timely support from the vendor, but also covers the cost of necessary firmware updates and testing twice a year. The total cost of the contract per year is $2,200 and will be shared by Emergency Management.

(Contract Required)

Communications	$1,100
Emergency Management	$1,100
Total	$2,200

521000 - OFFICE SUPPLIES **$10,000**

PROGRAM 3 – 911 SYSTEM MANAGEMENT $10,000

This account is used to cover the cost of supplies needed to operate at both Node 1 and Node 2. Each 911 center utilizes toner cartridges for printing NCIC related information, FOIA packets, training materials and other daily administrative duties during the course of normal operations. Each 911 center utilizes toner cartridges for fax machines receiving alerts from VC Summer, communications from municipalities and FOIA requests. Other costs include the use of paper, pens, pencils, staples, paper clips, file folders and any other office supplies needed to perform daily operations.

521100 – DUPLICATING **$700**

PROGRAM 3 – 911 SYSTEM MANAGEMENT $700

This account is used to make copies of reports for Law Enforcement, Fire Service, Emergency Medical Service, SLED NCIC entries, Quality Assurance reports and training document such as policy and procedure manuals. This will also be used for Duplicating cost associated with printing copies for the Quarterly Department of Emergency Services Leadership Training.

521200 - OPERATING SUPPLIES **$1,000**

PROGRAM 3 – 911 MANAGEMENT $1,000

Covers the cost of office related items that are non-expendable items used in the course of normal 911 operations at Node 1 and Node 2. These items include thermometers for daily temperature monitoring, batteries for thermometer and label maker and label refills for TS to use to label all data lines for technological blue printing of the 911 centers. Supplies also include oil maintenance for the shredder and writable discs for audio FOIA requests.

521213 – PUBLIC EDUCATION SUPPLIES **$4,000**

PROGRAM 2 - 911 PUBLIC EDUCATION $4,000

This account covers the costs of flyers, pencils, and other materials required for presentations and special events using the Red E. Fox mascot to bring education into the local schools and other Department of Emergency Services events.

522000 – BUILDING REPAIRS & MAINTENANCE **$13,235**

PROGRAM 3 – 911 SYSTEM MANAGEMENT $13,235

This account will cover facility maintenance for the 911 Center located on Ball Park Road. Standard Maintenance such as gazebo repairs, annual fire suppression testing, Prox card reader replacement, etc. $13,235

522050 – GENERATOR REPAIRS & MAINTENANCE **$86,998**

PROGRAM 3 – 911 SYSTEM MANAGEMENT $86,997.62

This account covers the repairs or maintenance for the generator located at the Ball Park Road Tower and the 2 units at the Ball Park Road 911 Center. Estimated repair cost based on last fiscal year expenditures. Cost provided by Building Services.

Maintenance - $935 x 2 units + tax = $2,200.99
Repairs - $5,500 + tax = 6,050
Repairs - unit at Tower = $1,331
Schneider Electric repairs & maintenance (**Contract Required**) = $72,351.06 + tax = $77,415.63

522100 - HEAVY EQUIPMENT REPAIRS & MAINTENANCE **$3,190**

PROGRAM 3 - 911 SYSTEM MANAGEMENT $2,900

This account will be used to cover the cost of repairing and maintaining the radio tower, and equipment not covered under contracted maintenance.
Service Order for Tower Lights - $1,320 x 2 = $2,640
Replacement Parts - $550

522200 - SMALL EQUIPMENT REPAIR & MAINTENANCE **$3,000**

PROGRAM 3- 911 SYSTEM MANAGEMENT $3,000

This account will be used to cover the cost of repairing computers, fax machines, paging system, console equipment, Audio Visual, Camera Equipment, printers and equipment not covered under contracted maintenance. It also covers the Alarm at the Ball Park Road Tower.

524201 – GENERAL TORT LIABILITY INSURANCE **$327**

PROGRAM 3 – 911 SYSTEM MANAGEMENT $ 326.55

This account will cover cost of general tort liability for Deputy Chief of Communications, Accreditation manager, Training Coordinator, PC LAN Administrator, Document Processing Clerk II, PC LAN Specialist II and 911 Administrative Assistant.

524202 – SURETY BONDS **$0**

PROGRAM 3 – 911 SYSTEM MANAGEMENT $0

This account will cover cost of general tort liability for Deputy Chief of Communications, Accreditation manager, Training Coordinator, PC LAN Administrator, Document Processing Clerk II, PC LAN Specialist II and 911 Administrative Assistant.

525000 - TELEPHONE **$29,022**

PROGRAM 3 – 911 SYSTEM MANAGEMENT $29,021.28

This account covers monthly charges for 47 telephone lines emergency, non-emergency, ringdowns and administrative to include, (16 transferable lines at the Lexington Backup facility).
47 PBT Telephone Lines $1,112 x 12/mo = $13,744.32
2 Fax Lines $103 per month x 12/mo - $1,273.08
Radio Loops (7) along with 9 cable pairs = $11,457.72

Tornado Alarm Loop with 6 cable pairs = $1,909.62
Court House Elevator = $636.54

525002 – TELEPHONE (800 SERVICE) $125

PROGRAM 3 – 911 SYSTEM MANAGEMENT $125
This account covers the cost of providing 800-telephone service to citizens living outside the Lexington telephone service area.

525004 – WAN SERVICE CHARGES $5,870

PROGRAM 3 – 911 SYSTEM MANAGEMENT $5,870
This account covers the cost of providing WAN Service Charges for the Chief of Communications and the modem for redundancy between Node 1 and Node 2.

1 WAN Devices x 40.00 per month x 12 months + tax = $513.60
131 Modem $417.22 x 12/mo + tax = $5,357.10

525021 – SMART PHONES PHONE $5,276

PROGRAM 3 – 911 SYSTEM MANAGEMENT $5,275.28

Smart Phones for 7 (On Call Personnel), Chief of Communications, Deputy Chief of Communications, Training Coordinator, Accreditation Manager, Compliance Officer, PC LAN Administrator, PC LAN Specialist and Dispatch Supervisors (supervisor phone rotates between shifts) for after hour duties
1 x $64/mo x 12 mo + tax = $821.76
7 x $54/mo x 12 mo + tax = $4,453.52

525030 - 800 MHZ RADIO SERVICE CHARGES $33,041

PROGRAM 3 – 911 SYSTEM MANAGEMENT $33,040.53

This account covers the cost of operating consoles and radios in Central Dispatch operations.
47 Radios 6 Sites Secure x $54.75/mo x 12 months + tax = $33,040.53 **(Contract Required)**

525031 - 800 MHZ MAINTENANCE $258,876

PROGRAM 3 – 911 SYSTEM MANAGEMENT $258,875.64

This account covers the cost of annual maintenance for the radio equipment used in the daily operations of the 911 center 24 hours a day 7 days a week for the Lexington backup and Ball Park Road. **(Contract Required)**

MCC7500 Consoles – 18 at Ball Park Road and 8 at Lexington backup
Advanced Plus Package = $96,491.66
Infrastructure Repair w/Advanced Replacement = $26,425.74
Onsite Infrastructure Response = $34,087.44
Dispatch (Motorola support to call and open incidents) = $539.62
Technical Support = $1,079.22
Network Monitoring = $1,871.52
Security Update Service = $21,483.01
Remote Security Update Service (service for remote patching of SUS) = $7,825.16
Network Preventative Maintenance = $3,179.95
RSUS w/Reboot (service for MCA to manually reboot workstations after patching) = $5,197.50
SUA (software upgrade agreement) = $57,516.96 = tax = $61,543.15

SUA Implementation (service for SUA field installation of software & hardware) = $6,008.96
Configuration Management (MARVLIS) = $47,962.39
Onsite Response (Motorola call in & onsite response from MCA for VHF radios) = $3,356.18
Local Device Combo (depot support for consolettes) = $4,573.80
Local Device Combo (depot support for handhelds) = $142
Security Monitoring (Active Eye) = $33,600

525041 – EMAIL SERVICE CHARGES **$1,032**

PROGRAM 3 – 911 SYSTEM MANAGEMENT $1,032

7 Full Time Employee Email accounts x $10.75 x 12 months = $903
1 Email account to be used to monitor automated dispatching x $10.75 x 12 = $129

525100 – POSTAGE **$800**

PROGRAM 3 – 911 SYSTEM MANAGEMENT $800

The Communications division is required to correspond with numerous agencies as well as attorney's office. This account will also be used to send correspondence to Smart 911 participants and to comply with the CALEA standards regarding community surveys.

525210 – CONFERENCE, MEETINGS & TRAINING EXPENSES **$98,465**

PROGRAM 1 - 911 TRAINING $98,464.75

This account will be used to cover cost of state mandated 911 certification courses at SC Criminal Justice Academy and training/continuing education courses required for renewal of all certifications to include Basic 911, Priority Dispatch - (EMD) Emergency Medical Dispatch, Emergency Fire Dispatch (EFD), Emergency Police Dispatch (EPD), NCIC (National Crime Information Center, (NIMS) National Incident Management, Cardiopulmonary Resuscitation (CPR).

Emergency Medical Dispatch $365/class x 40 employee = $14,600
(Required for Emergency Medical Dispatch Certification for Priority Dispatch)

Emergency Fire Dispatch $365/class x 40 employees = $14,600
(Required for Emergency Fire Dispatch Certification for Priority Dispatch)

Emergency Police Dispatch $365/class x 40 employees = $14,600
(Required for Emergency Police Dispatch Certification for Priority Dispatch)

Site Fee for EMD, EPD and EFD = $500/class x 4 classes per year = $6,000
(Required by Priority Dispatch)

500 x 4 = 2,000
X 3 courses 6,000

Re-certification for Priority Dispatch to include EMD, EFD, EPD, EMD-Q, EFD-Q and EMD-Q
(Required for Continued Certification) for 61 re-certifications = $3,355

Bi-Monthly In-Service Training = 6 classes = $3,000
(Required Continuing Education Credits for Various Training Certifications)
Including:

- Cardiopulmonary resuscitation (CPR), National Crime Information Center (NCIC), National Academy for Emergency Medical Dispatch (NAEMD), Emergency Medical Dispatch (EMD), Advanced Vehicle Locating device (AVL), Computer Aided Dispatch (CAD), Mapping, Stress Debriefing
- Dispatching-- Fire, EMS and Law Enforcement Protocols, Helicopters, K-9, Traffic stops, Chases, Entrapments, Active Shooters, Multiple Agency Coordination,

- Call Taking—Suicidal, In-Progress/Active, Domestic Violence, Children, Elderly, TRU, Barricaded Subjects, 911 Hang-ups,
- Professional Development

(Below are all required for CALEA Reaccreditation)
Commission on Accreditation for Law Enforcement Agencies (CALEA)
CALEA Annual Continuation Fee = $4,188

APCO Annual National Conference and Expo. = $2,500 x 2 employees = $5,000

NENA National Conference and Expo. = $2,500 x 2 employees = $5,000

Crystal Report Training = $1,500 x 1 employees = $1,500

Department of Emergency Services / 911 Communications Leadership Staff Retreat = $180 x 13 employees = $2,340

This includes the cost for lodging, meals and any materials needed for the offsite retreat.

Department of Emergency Services Quarterly Leadership Training Lunch & Learn (Communications will be responsible for one (1) session.) $750

A Department of Emergency Services Leadership Lunch & Learn will be scheduled once a quarter and each division of Emergency Services will sponsor one of the Lunch & Learns. To meet this requirement we are requesting $750 to cover the one quarter Communications will sponsor. This will cover the cost of the lunch meal and the cost associated with any books or learning materials needed for the class

NAVIGATOR – Priority Dispatch, CEO Training & Continuing education for Training Coordinator x 2 employee = $4,000

Central Square Engage x 1 employee = $2,500

Leadership Lexington County - $550.00 (1employee)

911 National Training & Leadership in Washington x 1 employees = $2,500

Emergency Number Professional Training x 2 employee = $840

911 Center Supervisor Training Program = $4000

CALEA Public Safety Communications Accreditation Manager Course = $499

Virtual Academy = $1,842.75

The Peer Team is a peer led support group that offers stress management, critical incident peer support and facilitates access to support resources to all Department of Emergency Services employees. This committee endeavors to help protect and promote the mental integrity and resiliency for all emergency services. These funds will be utilized to hire speakers, trainers, onsite programs and workshops to better educate emergency services employees on maintaining mental and emotional wellbeing and peer to peer support.

PEER Team Training = 3 x $500 = $1,500

To cover the cost of attending developmental workshops and state continuing education training sessions for telecommunications operators.

Association of Public Safety Communications Officials/National Emergency Number Association

(APCO/NENA) State 911 Training Conference = $800.00 x 6 employees = $4,800.00

Telecommunicators Emergency Response Team (T.E.R.T) Training - $500.00 **(specialized training, required for CALEA Accreditation)**
Emergency Services Leadership Training - $400
This training program is used for the standardization, unification and enhancement of the Lexington County Department of Emergency Services to included Communications, Fire Services, EMS and Emergency Management. This cost will be used for team building exercises and course materials needed.

525230 – SUBSCRIPTIONS, DUES & BOOKS **$12,129**

PROGRAM 2 – 911 TRAINING $12,128.49 Every year? Certification is not every year?

This will allow for NENA (National Emergency Number Association), SCPAC (Police Accreditation Coalition) and CPAC (Communications Accreditation Coalition) memberships and training materials for the Communications Coordinator and the 911 Training officers.

DUES- South Carolina Police Accreditation Coalition (SCPAC) = $150
National Emergency Number Association (NENA) = $700
Association of Public Safety Communication Officials (APCO) = $2,401
Public Safety Communications Accreditation Network (PSCAN) = $50
Leadership books (includes True Colors and Professional Leadership) = $300
APCO33 Training certification and Accreditation = $500
APCO Train the Trainer Course Manuals x 6 = $1,020.78
APCO Public Safety Telecommunicator Course Manuals x 60 = $6,800.71
Go To Meeting Business $16 per/mo x 12 mo + tax = $206

525240 – PERSONAL MILEAGE REIMBURSEMENT **$1,000**

PROGRAM 2 – 911 TRAINING $1,000

This will allow for the use of mileage reimbursement by employees to attend training courses or meetings when motor pool vehicles are not available.

525250 – MOTOR POOL REIMBURSEMNT **$2,000**

PROGRAM 1 – 911 TRAINING $2,000

This will allow for the use of motor pool vehicles by employees to attend APCO/NENA Conferences, meeting/training events and leadership site visits at other communications centers.

525430 – EMERGENCY GENERATOR FUEL **$4,082**

PROGRAM 3 – 911 MANAGEMENT $4,082

Covers the cost of Fuel for the backup generators located at Ball Park Road ECC.
2 Units @ 12.5 gallons (1/2 hour run time) each x 52weeks x $3.14 per gallon = $4,082

525500 – LAUNDRY & LINEN **$1,000**

PROGRAM 3 – 911 MANAGEMENT $1,000

This account will be used to dry clean uniforms with the purpose of reusing them after an employee has terminated employment. Also the Cleaning of the Red E. Fox mascot to twice annually.

525600 – UNIFORMS & CLOTHING **$2,793**

PROGRAM 3 – SYSTEM MANAGEMENT $2,792.70

This will cover uniforms and clothing for the Deputy Chief of Communications, 911 Training Coordinator, Accreditations Manager, Administrative Assistant, Document Processing Clerk, and ECC System Controller.

4 Short Sleeve Polo Shirts = $120
4 Uniform Pant = $160
1 T-Shirt/Undershirt = $18
1 Long Sleeve Fleece Shirt = $25
1 Pullover = $35
1 Jacket = $55
1 Knit Beanie = $10
1 Ball Hat = $12

TOTAL per employee = $435 x 6 employees + tax = $2,792.70

525700 – EMPLOYEE SERVICE AWARDS **$1,684**

Communications has in place an employee recognition program that recognized Employee of the Year, Employee of the Quarter and Shift of the Year. This is based upon attendance, performance, Dispatch Times, and Call Answer Times and other measurements of productivity.

4 Dispatcher of the Quarter = $25 ea + tax = $107
4 Call Taker of the Quarter = $25 ea + tax = $107
4 Part Time Dispatcher of the Quarter = $25 + tax = $107
4 Sergeant of the Quarter = $25 ea + tax = $107
4 Supervisor of the Quarter = $25 ea + tax = $107
1 Dispatcher of the Year = $100 + tax = $107
1 Call Taker of the Year = $100 + tax = $107
1 Sergeant of the Year = $100 + tax = $107
1 Supervisor of the Year = $100 + tax = $107
1 Shift of the Year = $200 + tax = $214
Public Education Team Member of the Year = $100+ tax = $107

These funds will be used for Divisional Annual Emergency Services Awards and Recognition Ceremony, which will include the divisions of EMS, Fire Services, Emergency Management and Communications.

Appetizers, drinks, Hors d'oeuvres and venues expenses = $200
Emergency Services plaques and awards for 4 awards x $50 per award = $200

529903 - CONTINGENCY **$1,324,596**

PROGRAM 3 - 911 SYSTEM MANAGEMENT $1,324,596

SECTION V.D. – CAPITAL LINE ITEM NARRATIVE

540000 – SMALL TOOLS AND MINOR EQUIPMENT **$17,939**

This account will be used to replace small tools and equipment that become damaged or are no longer covered under maintenance.

Wireless Headsets $90 x 30 + Tax = $2,889
Base stations for Wireless Headsets at ECC = $500 x 8 + tax = $4,280
Batteries for Wireless Headsets at ECC = $100 x 30 + tax = $3,210
Fitness and Wellness Equipment = $2,000
Back-up KVM switches and cables needed for dispatch positions
Switches - $640 x 8 + tax + shipping = $5,560
Cables - $9.95 x 32 + tax = 340.69
PC Set up Desk KVM switch and cable = $179.19 + tax = $191.73
15' Displayport Cable = $15.49 x 80 + tax = 1325.94
Console Sound System $58.98 x 44 + tax = $2,776.78

NEW AND REPLACEMENT MONITORS **$9,648**

Monitors are needed for the 911 center and/or as replacements for monitors that become inoperative. Continuous use shortens the life span and frequent replacement is required. Repair is not an option, according to the manufacturer.

REPLACEMENT DISPATCH CHAIRS **$4,951**

This account will be used to replace chairs in the Primary PSAP. Chairs purchased will be Intensive use High Backs with Adjustable arms.
3 Intensive use chairs x $1,257.16 + tax and shipping = $4,950.48

REPLACEMENT COMPUTERS **$50,445**

this year 3

TS replacement recommendations for primary communications center
30 Advanced Computer = $46,530
1 Standard PC All-In-One = $1455
2 B&W Network Printer = $2,460

COUNTY OF LEXINGTON
DOMINION SUPPORT FUND
Annual Budget
FY 2022-23 Estimated Revenues

Object Code	Revenue Account Title	Actual 2020-21	Received Thru Nov 2021-22	Amended Budget Thru Nov 2021-22	Projected Revenues Thru Jun 2021-22	Requested 2022-23	Recommend 2022-23	Approved 2022-23
	***Dominion Support Fund 2606:**							
	Revenues:							
461000	Investment Interest	52	12	0	0	0		
466000	Dominion Support Funds	21,206	22,088	22,088	22,088	22,088		
	**** Total Revenue**	21,258	22,100	22,088	22,088	22,088		
	*****Total Appropriation**				42,539	22,088		
	FUND BALANCE Beginning of Year				39,489	19,038		
	FUND BALANCE - Projected End of Year				19,038	19,038		

SECTION II

COUNTY OF LEXINGTON
Proposed Revenues
Fines, Fees, and Other
Budget FY - 2022-2023

Fund #: 2606 Fund Name: Dominion

Organ. #: 131101 Organ. Name: Emer. Mgmt

Revenue Code	Fee Title	Actual Fees FY 2019-20	Actual Fees FY 2020-21	12/31/2020 Year-to-Date FY 2021-22	Anticipated Fiscal Year Total FY 2021-22	Budget: Units of Service	Budget: Current Fee	Budget: Current Total Estimated Fees FY 2022-23	Budget: Proposed Fee Change	Budget: Total Proposed Estimated Fees FY 2022-23
466000	Dominion				21,206		21,206	21,206		22,088

COUNTY OF LEXINGTON
DOMINION SUPPORT FUND
Annual Budget
Fiscal Year - 2022-23

Fund: 2606
Division: Department of Emergency Services
Organization: 131101 - Emergency Preparedness

Object Code	Expenditure Classification	2020-21 Expend	2021-22 Expend (Dec)	2021-22 Amended (Dec)	BUDGET 2022-23 Requested	BUDGET 2022-23 Recommend	BUDGET 2022-23 Approved
	Personnel						
511113	State Retirement - Employer's Portion	0	0	0	0		
511131	S.C. Unemployment	619	0	0	0		
519999	Personnel Contingency	0	0	0	0		
	*** Total Personnel**	**619**	**0**	**0**	**0**		
	Operating Expenses						
521200	Operating Supplies	0	0	1,882	2,486		
522000	Building Repairs & Maintenance	347	355	1,500	1,500		
522200	Small Equipment Repairs & Maint.	760	0	2,500	2,500		
524015	Drone Insurance	2,293	2,369	2,624	2,624		
525110	Other Parcel Delivery Service	168	0	200	200		
525210	Conference, Meeting & Training Expense	1,509	935	6,893	6,893		
529903	Contingency	0	0	20,451	0		
	*** Total Operating**	**5,077**	**3,659**	**36,050**	**16,203**		
	**** Total Personnel & Operating**	**5,696**	**3,659**	**36,050**	**16,203**		
	Capital						
540000	Small Tools & Minor Equipment	1,039	0	3,785	3,785		
540010	Minor Software	600	600	2,704	2,100		
	All Other Equipment	4,505	0	0	0		
	**** Total Capital**	**6,144**	**600**	**6,489**	**5,885**		
	***** Total Budget Appropriation**	**11,840**	**4,259**	**42,539**	**22,088**		

SECTION IV

COUNTY OF LEXINGTON
Capital Item Summary
Fiscal Year - 2022-23

Fund # 2606 Fund Title: Dominion
Organization # 131101 Organization Title: Emergency Management
Program # Program Title:

Qty	Item Description	***BUDGET*** 2022-23 Requested Amount
	Small Tools & Minor Equipment	3,785
	Minor Software Drone2Map; ARC View;	2,100

**** Total Capital (Transfer Total to Section III)** **5,885**

SECTION V – PROGRAM OVERVIEW

DOMINION SUPPORT FUND

Summary of Programs:

PROGRAM II – EMERGENCY MANAGEMENT

Objectives:

This program provides for services required to support Emergency Management for the V.C. Summer Nuclear Station operations. Lexington County is required by FEMA to plan for evacuation and emergency measures within a ten-mile radius of the plant. Portions of Lexington County to include Chapin, nearly 3,000 county residents, fall within this area.

Program II: Emergency Management

Objectives:
This program provides the capability to plan for natural and manmade disasters, which may affect the population of Lexington County. Planning is a continuous process and encompasses mitigation, actions taken to prepare for disasters, action to be taken during the event, which lessens injuries, and a recovery process, which will enable the population to resume normalcy in the shortest amount of time. Specific activities include planning for natural disasters (tornadoes, earthquakes, floods, hurricanes, winter storms, etc.) and accidents involving the fixed nuclear facility at the V.C. Summer Nuclear Station. This program also provides a central point for coordination between local government, state and federal assisting agencies in all phases of planning.

With the increased emphasis of Homeland Security at all levels, the Emergency Management community has increased its efforts both in the planning and preparing for response to all hazards and threats to our community. This is evidence in the distribution and management of grant funds and in the increased exercising of plans. The Emergency Operations Center is the focal point for decision-making during response events and in training for all hazards both manmade and natural disasters.

Program III: DES Emergency Communication Coordinator (ECC)

The Emergency Communications Coordinator maintains oversight of the countywide (with the exception of the Sheriff's Department) communications program to include the design, construction, maintenance, and repair of radio and telecommunications systems as well as design and recommend modifications. The ECC oversees radio communication projects to include budgeting and identifying resources needed. Additional duties include conducting and/or assisting with communications training curriculum to ensure county staff are trained on the operation of available communication systems. The ECC monitors/reports system performance indicators; maintains operational efficiency of systems and makes recommendations for improvements as needed.

SECTION VI. - LINE ITEM NARRATIVES

SECTION VI.A. – LISTING OF REVENUES

466000 DOMINION SUPPORT FUNDS **$22,088**

This funding is used to meet the County's responsibility established by the Federal Emergency Management Agency (FEMA) and the Nuclear Regulatory Commission (NRC) for Radiological Emergency Planning (REP) for the V.C. Summer Nuclear Station

SECTION VI.B. – PERSONNEL

Current Staffing Level:

Job Title Positions	General Fund	Other Fund	Total	Grade
	Full Time Equivalent			
Emergency Manager	1.00	0.00	1.00	213
Assistant Emergency Mgr	1.00	0.00	1.00	208
TOTAL POSITIONS	2.00	1.00	2.00	

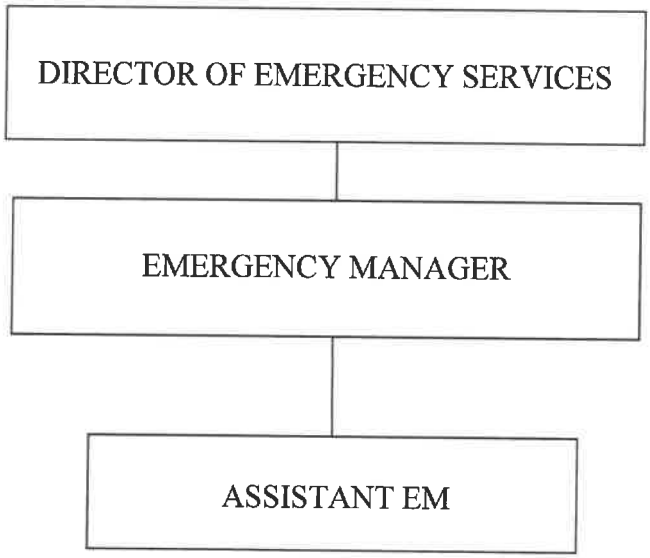

VI.C. - OPERATING LINE ITEM NARRATIVES

521200 OPERATING SUPPLIES **$2,486**

PROGRAM II - EMERGENCY MANAGEMENT

This account will be used to purchase imaging drums, fuser kits and transfer kits for the Emergency Management Network Printer. This account will also be used for operating supplies during disaster operations and exercises. Increased emphasis on Emergency Operations Center training will necessitate more supplies. This account also includes supplies used for incident EOC badging and field operations.

522000 BUILDING REPAIRS & MAINTENANCE **$1,500**

PROGRAM II – EMERGENCY MANAGEMENT $1,500

This account will be utilized for miscellaneous repairs and maintenance of items such as the fire suppression system, prox card readers, grounds fencing and gates, etc. at the EOC facility located at 434 Ball Park Road.

522200 SMALL EQUIPMENT REPAIRS & MAINTENANCE **$2,500**

PROGRAM II- EMERGENCY MANAGEMENT $2,500

This account will be used for necessary repairs and maintenance of equipment essential to the functions of Emergency Management to include the recalibration and maintenance of radiological monitors and the traffic and communication trailers.

524015 DRONE INSURANCE **$2,624**

PROGRAM II – EMERGENCY MANAGEMENT $2,624

This account will be used to cover the annual insurance premium for (2) County owned drones that are utilized to enhance emergency response capabilities such as search and rescue operations, VC Summer evacuation route reconnaissance and monitoring and HAZMAT response.

525110 OTHER PARCEL DELIVERY SERVICE **$200**

PROGRAM II – EMERGENCY MANAGEMENT

This account will cover the cost for mailing any packages not covered under the regular postage account to include the shipping of the Ludlum radiation monitors for annual recalibration.

525210 – CONFERENCES AND MEETING EXPENSES **$6,893**

PROGRAM 2 – EMERGENCY MANAGEMENT $6,893

This account will be used for Emergency Operations Center personnel for the purpose of training, meetings, and meal expenses associated with training or activations. The funds will also cover EOC Emergency Awareness Seminars and/or Tabletop Exercises annually, SCEMA Conference expenses, the FEMA Advanced Academy for the Assistant Emergency Manager and the IAEM Conference.

Emergency Management Training & Exercises	$2,993
FEMA Advanced Academy Certification (Assistant EM)	$1,400
SCEMA (SC Emergency Management Association) (EM, Assistant EM)	$1,300
IAEM (International Association of Emergency Managers) (EM)	$1,200

VI.D. – CAPITAL LINE ITEM NARRATIVES

540000 SMALL TOOLS & MINOR EQUIPMENT **$3,785**

PROGRAM 2 – EMERGENCY MANAGEMENT

This account will be utilized to purchase small tools & minor equipment needed to assist Emergency Management with the coordination of activation, operation, and training for the division and to support the County Emergency Shelter located at 432 Ball Park Road.

540010 – MINOR SOFTWARE **$2,100**

PROGRAM 2 – EMERGENCY MANAGEMENT $600

Per GIS – this account is needed to purchase ESRI maintenance on 2 ArcView licenses for the upcoming year. ESRI is a GIS mapping software which is useful in planning and response phases of Emergency Management.

(2) ArcView Licenses @ $300/ea = $600

Emergency Services utilizes software packages for aerial drone operations, including Drone2map, and ARCGIS. This software is used for many mapping related projects including station location and runout mapping, as well as three dimensional mapping of post fire damage, flood damage, and pre-planning many activities within Emergency Services. This funding will purchase a license for Drone2map.

Drone2Map Annual License 1@ $1,500/ea= $1,500 $1,500

COUNTY OF LEXINGTON
PUBLIC DEFENDER
Annual Budget
Fiscal Year 2022-23

Object Code	Revenue Account Title	Actual 2020-21	Received Thru Nov 2021-22	Amended Budget Thru Nov 2021-22	Projected Revenues Thru Jun 2021-22	Requested 2022-23	Recommend 2022-23	Approved 2022-23
	*** P/D (Indigent Criminal Defense) 2618:**							
	Revenues:							
451610	State Revenue (Lexington)	83,587	44,278	200,000	200,000	200,000		
461000	Investment Interest	0	0	0	0			
	**** Total Revenue**	83,587	44,278	200,000	200,000	200,000		
	*****Total Appropriation**				200,000	200,000		
	FUND BALANCE Beginning of Year				1			
	FUND BALANCE - Projected End of Year				1			

Fund: 2618
Division: Judicial
Organization: 141400 - Public Defender

Object Code	Expenditure Classification	2020-21 Expend	2021-22 Expend (Dec)	2021-22 Amended (Dec)	2022-23 Requested	*BUDGET* 2022-23 Recommend	2022-23 Approved
	Personnel						
	*** Total Personnel**	**0**	**0**	**0**			
	Operating Expenses						
520300	Professional Services	83,587	53,973	200,000	200,000		
	*** Total Operating**	**83,587**	**53,973**	**200,000**	**200,000**		
	**** Total Personnel & Operating**	**83,587**	**53,973**	**200,000**	**200,000**		
	Capital						
	**** Total Capital**	**0**	**0**	**0**			
	***** Total Budget Appropriation**	**83,587**	**53,973**	**200,000**	**200,000**		

OFFICE OF THE PUBLIC DEFENDER
ELEVENTH JUDICIAL CIRCUIT
LEXINGTON, SALUDA,
EDGEFIELD,
AND MCCORMICK COUNTIES

ROBERT M. MADSEN
CIRCUIT PUBLIC DEFENDER

ELIZABETH FULLWOOD
LEXINGTON PUBLIC DEFENDER
202 E. MAIN ST.
LEXINGTON, SC 29072
TELEPHONE (803) 785-8873
FAX (803) 957-1443

JASON CHEHOSKI
TRI-COUNTY PUBLIC DEFENDER
POST OFFICE BOX 1852
MCCORMICK, SC 29835
TELEPHONE (864) 852-9555
FAX (864) 852-9554

February 10, 2022

Lynn Sturkie
Administrator
Lexington County
212 South Lake Drive
Lexington, South Carolina 29072

RE: Eleventh Circuit Public Defender Budget

DELIVERED BY HAND

Dear Lynn:

Attached is the proposed Eleventh Circuit Public Defender budget for the 2023 fiscal year. The Eleventh Circuit Public Defender's Office requests that Lexington County increase their contribution this year to $1,495,253. Part of the requested increase will allow us to balance our budget by offsetting increases in employer retirement contributions, while also covering decreases in state fine and fee collection. The additional monies will allow us to create three new senior level trial attorneys for General Sessions and a dedicated paralegal. These new positions mirror the request granted to the Solicitor's Office last year by Lexington County. This increase in funding will not only help our office maintain a stable financial foundation into the foreseeable future, but also deal with rising caseload numbers.

I request an audience with either County Council as a whole or the appropriate judicial committee to answer any questions they may have about the Eleventh Circuit Public Defender's Office, our budget, or our funding request.

With my warm personal regards, I remain,

Sincerely,

Robert M. Madsen

Enclosure

COUNTY OF LEXINGTON
PUBLIC DEFENDER
Annual Budget
FY 2022-23 Estimated Revenue

Object Code	Revenue Account Title	Actual 2020-21	Received Thru Nov 2021-22	Amended Budget Thru Nov 2021-22	Projected Revenues Thru Jun 2021-22	Requested 2022-23	Recommend 2022-23	Approved 2022-23
	*** Public Defender 2619:**							
	Revenues:							
451610	State Revenue (Lexington)	697,823	348,911	922,823	922,823	922,823		
451611	State Revenue (Tri-Counties)	151,838	75,919	151,838	151,838	151,838		
451615	Carry Forward Revenues	79,625	23,799	0	0	0		
451616	Additional PD State Funding	0	56,250	0	0			
451620	State Supplemental (Lexington)	81,166	100,263	60,000	60,000	76,606		
451621	State Supplemental (Tri-Counties)	17,661	9,577	13,000	13,000	16,669		
451632	Probation Fees (Lexington County)	43,582	27,794	32,000	32,000	39,367		
451633	Civil Fees (Lexington County)	39,294	17,566	30,000	30,000	32,450		
451634	CDV Fees (Lexington County)	78,126	39,063	78,126	78,126	78,126		
451635	DUI Fees (Lexington County)	55,401	27,700	55,401	55,401	55,401		
451636	Probation Fees (Tri-Counties)	9,483	6,048	8,000	8,000	8,566		
451637	Civil Fees (Tri-Counties)	8,550	3,822	6,600	6,600	7,061		
451638	CDV Fees (Tri-Counties)	16,999	8,500	16,999	16,999	16,999		
451639	DUI Fees (Tri-Counties)	12,055	6,027	12,055	12,055	12,055		
455004	Contribution from Tri-Counties	91,250	21,500	86,000	66,000	86,000		
455012	Contributions from Municipalities	0	0	400	400	400		
461000	Investment Interest	1,783	423	100	100	100		
469900	Miscellaneous Revenues	0	23	0	0			
801000	Op Trn from General Fund	785,614	196,404	785,614	785,614	1,121,209		
	**** Total Revenue**	**2,170,250**	**969,589**	**2,258,956**	**2,238,956**	**2,625,670**		
	*****Total Appropriation**				**2,716,544**	2,625,670		
	FUND BALANCE Beginning of Year				1,000,580	522,992		
	FUND BALANCE - Projected End of Year				522,992	522,992		

COUNTY OF LEXINGTON
PUBLIC DEFENDER
Annual Budget
Fiscal Year - 2022-23

Fund: 2619
Division: Judicial
Organization: 141400 - Public Defender

Object Code	Expenditure Classification	2020-21 Expend	2021-22 Expend (Dec)	2021-22 Amended (Dec)	2022-23 Requested	BUDGET 2022-23 Recommend	BUDGET 2022-23 Approved
	Personnel						
510100	Salaries & Wages - 32	1,394,224	729,300	1,687,703	1,699,439		
510200	Overtime	0	85	0			
511112	FICA Cost	101,349	53,455	129,110	130,007		
511113	SCRS - Employer's Portion	205,291	106,988	280,427	315,416		
511120	Employee Insurance - 32	196,300	102,050	249,600	249,600		
511130	Workers Compensation	5,084	2,671	6,161	6,161		
511131	SC Unemployment	2,445	0	0			
	*** Total Personnel**	**1,904,693**	**994,549**	**2,353,001**	**2,400,623**		
	Operating Expenses						
520200	Contracted Service	0	0	300	1,500		
520219	Water & Other Beverage Service	434	431	500	1,000		
520400	Advertising & Publicity	0	0	100	100		
521000	Office Supplies	5,183	3,603	8,200	8,500		
521100	Duplicating	6,176	2,428	6,000	6,500		
521200	Operating Supplies	21	24	0	0		
522000	Building Repairs & Maintenance	0	0	0			
522200	Small Equip Repairs & Maintenance	327	0	750	750		
522300	Vehicle Repairs & Maintenance	14	0	700	700		
523100	Building Rental	73,440	42,840	74,000	74,000		
524000	Building Insurance	185	185	185	185		
524100	Vehicle Insurance - 3	1,230	1,230	1,230	1,845		
524101	Comprehensive Insurance - 3	319	399	335	528		
524201	General Tort Liability Insurance	2,555	2,555	2,683	2,817		
524202	Surety Bonds	0	0	0	0		
525000	Telephone	10,187	6,308	13,456	15,120		
525004	WAN Service Charges	7,479	4,079	8,749	8,749		
525020	Pagers and Cell Phones - 4	440	147	2,384	2,384		
525041	E-mail Service Charges - 34	3,752	2,032	4,515	4,515		
525100	Postage	2,060	1,069	1,800	2,100		
525210	Conference, Meeting & Training Expense	4,804	23,884	28,000	28,000		
525230	Subscriptions, Dues & Books	18,793	13,838	19,800	20,500		
525240	Personal Mileage Reimbursement	11,469	6,809	30,916	20,000		
525328	Util / Public Defenders Offices	8,825	3,381	7,500	8,000		
525400	Gas, Fuel & Oil	955	596	2,000	2,500		
529903	Contingency	0	0	34,477			
529907	Rental Contingency	0	0	70,189	0		
	*** Total Operating**	**158,648**	**115,838**	**318,769**	**210,293**		
	**** Total Personnel & Operating**	**2,063,341**	**1,110,387**	**2,671,770**	**2,610,916**		

COUNTY OF LEXINGTON
PUBLIC DEFENDER
Annual Budget
Fiscal Year - 2022-23

Fund: 2619
Division: Judicial
Organization: 141400 - Public Defender

Object Code	Expenditure Classification	2020-21 Expend	2021-22 Expend (May)	2021-22 Amended (May)	2022-23 Requested	BUDGET 2022-23 Recommend	BUDGET 2022-23 Approved
	Capital						
540000	Small Tools & Minor Equipment	2,827	478	1,114	1,000		
540010	Minor Software	0	0	2,193	500		
	All Other Equipment	12,006	29,286	41,467	13,254		
	**** Total Capital**	**14,833**	**29,764**	**44,774**	**14,754**		
	***** Total Budget Appropriation**	**2,078,174**	**1,140,151**	**2,716,544**	**2,625,670**		

SECTION IV

COUNTY OF LEXINGTON
Capital Item Summary
Fiscal Year - 2022 - 2023

Fund # 2619 Fund Title:
Organization # 141400 Organization Title: Public Defender
Program # Program Title:

Qty	Item Description	***BUDGET*** 2022-23 Requested Amount
7	F3 Standard Laptop-Rpl	9,660
3	MI10 Blu ray-Burner-Addnl	525
7	MI2 - Dell Precision 3550 Laptop Dell Dock-Rpl	1,869
2	Laptop Carrying Case-Addnl	114
1	Standard Scanner-Addnl	1,086
	**** Total Capital (Transfer Total to Section III)**	**13,254**

SECTION V – PROGRAM OVERVIEW

Summary of Programs

Background
Program 1-Adult General Sessions
Program 2-Juvenile Family Court
Program 3-Magistrates Court

Background:

The Eleventh Circuit Public Defender's Office represents indigent individuals charged with misdemeanors, felonies, and probation violations in the Eleventh Judicial Circuit. The Eleventh Judicial Circuit is comprised of Lexington, Saluda, Edgefield, and McCormick Counties. The Public Defender's Office benefits clients and the judicial system by fostering efficient administration of cases through the courts. Clients and the community as a whole benefit when the rights of individual defendants are protected.

Program 1: Adult General Sessions

Objectives:

The primary goal of the Eleventh Circuit Public Defender's Office is to provide the best possible representation to each client and to guarantee the protection of the individual client's rights. The existence of this office guarantees that an individual's right to counsel is meaningfully provided. Our attorneys and support staff are dedicated to protecting the rights of the accused and to the integrity of the justice system. The Eleventh Circuit Public Defender's Office is dedicated to the full and fair representation of all persons in our community who cannot afford legal counsel and are in danger of being deprived a liberty interest due to a criminal accusation. Our office seeks to protect each client's constitutional rights, to defend against discriminatory treatment and disproportionate punishment, and ensure that no one who is innocent is ever wrongfully convicted. We are committed to providing all mandated legal services in an efficient and cost-effective manner while holding ourselves to the highest professional and ethical standards. As a secondary goal, providing effective and efficient service contributes to the local judiciary thus benefiting Lexington County.

We will continue to focus on alternatives to incarceration, both pretrial and during the dispositional phase, with a particular emphasis on treatment alternatives. To further this end, we will continue to explore better methods for the system as a whole to identify low risk offenders (both current risk to the community and risk of recidivism) who would be appropriate for alternatives to incarceration.

Program 2: Juvenile Family Court

Objectives:

The primary goal of the Eleventh Circuit Public Defender's office in juvenile cases is the same as that for adult clients: to vigorously defend each client. The attorneys who defend juvenile clients strive to protect each client's constitutional rights while guarding against discrimination and disproportionate treatment.

In the Family Court setting, where the Court's goal is to act in the best interests of the child, we collaborate with other professionals from local schools, the Department of Mental Health, and the Department of Juvenile Justice to find the best resolutions in our clients' cases. With rehabilitation in mind, we look for alternatives to incarceration, whether in the community or in facilities where juveniles may receive treatment for drug or alcohol abuse or mental health problems.

It is our goal to educate our juvenile clients and their parents about their criminal cases by explaining the court process and the possible consequences of their charges, but also to provide our clients with tools they need to become productive citizens in order to reduce recidivism and ultimately keep them from becoming adult offenders.

Program 3: Magistrate Court

Objectives:

The primary goal of the Eleventh Circuit Public Defender's Office in Magistrate court is the same as all other courts. We strive to provide diligent, but cost-effective representation of clients charged with crimes in Magistrates Court. While we will vigorously defend all of our client's constitutional rights, we will also look for alternative programs available in lieu of incarceration. Such programs will not only help reduce recidivism, but also help our clients to become productive members of society.

SERVICE LEVELS

Service Level Indicators:	Actual 2018	Actual 2019	Actual 2020	Actual 2021	Projected 2022
Program 1:					
Total Warrants Served	5052	5034	6397	7173	7300
Warrants with PD Appointed	3465	3597	4485	4809	4900
Appointed to Private Bar	114	100	204	464	470
Percentage of Adult General Sessions Warrants Appointed PD	68.6%	71.5%	70.1%	67.0%	67.1%
Program 2:					
Juvenile Cases in Court	311	211	221	198	250
Juveniles Appointed PD	288	194	216	185	230
Private Bar	23	17	5	13	20
Percentage of Juvenile Case Load	92.6%	91.9%	97.7%	93.4%	92.0%

We believe that the percentage of Juveniles represented by the Public Defender's Office will remain static in the coming year.

Program 3:

Individuals appointed in Magistrate Court **2018:** 432
2019: 795
2020: 929
2021: 843

CASES CLOSED
2020: 608 **2021**: 742
CURRENT CLIENTS:
2020: 728 **2021**: 819

Total General Sessions and Family Court cases:

Total Warrants/Petitions	5363	5245	6618	7372
Appointed PD	3753	3791	4701	4994
Percentage of Entire Case Load	70.0%	72.2%	71.0%	67.7%

SECTION VI. - LINE ITEM NARRATIVES

SECTION VI. A. LISTING OF REVENUES

451610 – State Revenue (Lexington) $922,823

This is our state appropriated monies for Lexington County. These funds are distributed quarterly on a per capita basis and are based on the 2010 census.

451611 – State Revenue (Tri-Counties) $151,838

This is our state appropriated monies for the Tri-Counties. These funds are distributed quarterly on a per capita basis and are based on the 2010 census.

415615 - Carry Forward $0

These are carry forward funds distributed by the Office of Indigent Defense on a per capita basis. We received $23,799 in FY22 for the entire circuit.

451620 – State Supplemental (Lexington) $76,606

These are additional monies distributed by the Office of Indigent Defense from surplus left over from other funds. They are distributed quarterly based on the 2010 census. This is not a static amount and can change from year to year.

451621 – State Supplemental (Tri-Counties) $16,669

These are additional monies distributed by the Office of Indigent Defense from surplus left over from other funds. They are distributed quarterly based on the 2010 census. This is not a static amount and can change from year to year.

451632– Probation Fees (Lexington) $39,367

Anyone placed on probation and represented by appointed counsel must pay a $500 fee as a part of their sentence. These fees are then distributed on a per capita basis based on the 2010 census.

451633 – Civil Fees (Lexington) $32,450

Anyone filing a civil lawsuit must pay a surcharge. This surcharge is then divided among a number of recipients. The Office of Indigent Defense distributes this money on a per capita basis based on the 2010 census.

451634 – Domestic Violence Fees (Lexington) $78,126

This is a surcharge assessed on all DV cases. It is distributed on a per capita basis. The distribution is based on the 2010 census.

451635 – DUI Fees (Lexington) $55,401

This is a surcharge assessed on all DUI cases. It is distributed on a per capita basis. The distribution is based on the 2010 census.

451636 – Probation (Tri-Counties) $8,566

Anyone placed on probation and represented by appointed counsel must pay a $500 fee as a part of that sentence. These fees are then distributed on a per capita basis based on the 2010 census.

451637 – Civil Fees (Tri-Counties) $7,061

Anyone filing a civil lawsuit must pay a surcharge. This surcharge is then divided among its recipients. The Office of Indigent Defense distributes this money on a per capita basis based on the 2010 census.

451638 – Domestic Violence Fees (Tri-Counties) $16,999

This is surcharge assessed on all DV cases. It is distributed on a per capita basis. The distribution is based on the 2010 census.

4516639 – DUI (Tri-Counties) $12,055

This is a surcharge assessed on all DUI cases. It is distributed on a per capita basis. The distribution is based on the 2010 census. This funding has been drastically reduced over the last few years by the legislature.

455004 – Tri-Counties Contribution Funding $86,000

The Tri-Counties contributed $86,000 to the operational costs of the Eleventh Circuit Public Defender's Office for FY22

455012 – Contributions from Municipalities $400

Our office represents Pelion Municipality at the rate of $400 per case.

461000 – Investment Interest **$100**

We expect a de minimis amount of interest from the amounts deposited in our special revenue account.

801000 – Op Trn from General Fund **$1,121,209**

We are requesting that Lexington County contribute $1,121,209 for this upcoming budget year. This is what it will take in order to balance our budget based on the past four years of one percent increases to employer retirement contributions and reductions in state fine and fee revenue. Additionally, this request is still a substantially lower than the funding received by similarly sized counties such as Horry County (fourth largest county) and York County (seventh largest county).

SECTION VI. B. - LISTING OF POSITIONS

Current Staffing Levels:

Job Title	Positions	Full Time Equivalent General Fund	Other Fund	Total	Grade
County Public Defender	2	2		2	
Deputy Public Defender	1	1		1	
Senior Public Defender	4	4		4	
Assistant Public Defender	13	14		14	
Case Manager	4	4		4	
Receptionist/Records	2	2		1	
Paralegal	2	2		2	
Screener/AA	2	2		2	
Investigator	2	2		2	
Total Positions	32	32		32	

All of these positions require insurance.

Display organization flowchart:

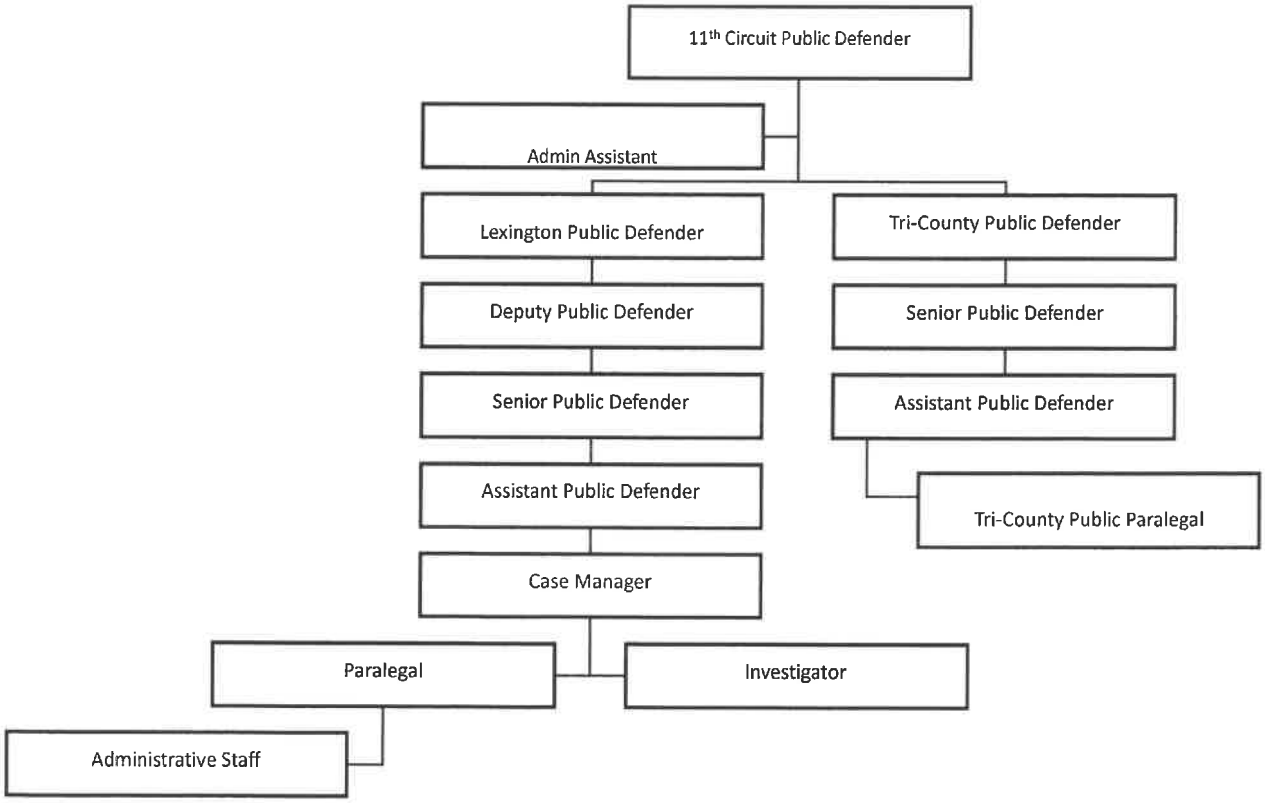

SECTION VI. C. - OPERATING LINE ITEM NARRATIVES

510100-SALARIES **$1,699,439**

Salaries for thirty-two full-time positions

51112-FICA COST **$130,007**

Employer's portion 7.65%

511113-STATE RETIREMENT **$315,416**

Employer's portion 18.56%

511120-INSURANCE FUND CONTRIBUTION **$249,600**

Employer's portion @ $7800 per employee (32)

511130-WORKERS COMPENSATION **$6,161**

Based on last year's premiums

520200-CONTRACTED SERVICES **$1,500**

Generally, this line-item is used for our shredding service.

520219-WATER SERVICE **$1,000**

Through Lexington County, we have contracted with a company that provides us with bottled water for the office.

520400-ADVERTISING & PUBLICITY **$100**

We must advertise before shredding old files.

521000-OFFICE SUPPLIES **$8,500**

In FY21, we expended $5,183 office supplies. A majority portion is printer ink. Our printer ink purchases will decrease as we continue to use our copier for printing.

521100-DUPLICATING **$6,500**

Currently, the office leases a copier through Cannon, Inc. We average about 23,000 copies per month. Last year our duplicating costs were $6,176.

522200-SMALL EQUIPMENT REPAIRS **$750**

We have two printers within the office. Annually, we purchase printer maintenance kits which IT installs to keep our printers running efficiently.

522300-VEHICLE REPAIRS & MAINTENANCE **$700**

We have three county cars in the office that need periodic servicing.

523100-BUILDING RENTAL **$74,000**

We rent an office building at 202 East Main Street at $6,000 per month. This office serves as our base of operations for the entire office. Mini-Warehouses provides one storage facility for old case storage. Currently, the two storage facilities run $120 per month. We have been able to negotiate free County provided office space with each county in the Tri-Counties. This gives us a base of operation in each county.

524000-BUILDING INSURANCE **$185**

This is the expected premium for contents insurance on our office.

524100-VEHICLE INSURANCE **$1,845**

This is the expected premium for our two vehicles (3x $615).

524101-COMPREHENSIVE INSURANCE **$528**

This is the expected comprehensive premium for our two vehicles.

524201-GENERAL TORT LIABILITY INSURANCE **$2,817**

We are covered under the insurance reserve.

525000-TELEPHONE **$15,120**

We utilize two separate phone service providers, Comporium for the Lexington office and Western Carolina Rural Tel Coop. for our Tri-County office. We are going to add automated answering to our phones and will be adding additional phone lines. Our expense in FY21 was $10,187.

525004-WAN SERVICE CHARGE **$8,749**

Our WAN expenses will remain static.

525020-PAGER AND CELL PHONES **$2,384**

Our two attorneys in the Tri-Counties both have office cell phones.

525041-E-MAIL SERVICE CHARGE **$4,515**

Our email service charges are $10.75 per account per month.

525100-POSTAGE **$2,100**

We limit postage costs when letters can be hand delivered, such as to the Clerk of Court, Solicitor's Office, Judges' Offices, and jail.

525210-CONFERENCE & MEETING EXPENSES **$28,000**

The annual Public Defender's conference is in late September of every year. The criminal law update for the annual South Carolina Bar Convention is in late January and PD 101, 102, and 103 are scheduled throughout the year. Additionally, there are other seminars in the area that our attorneys attend to stay informed on changes in the law. The SC Bar requires at least 14 hours of training a year.

525230-SUBSCRIPTIONS, DUES, & BOOKS **$20,500**

This amount encompasses our legal research. It includes the cost of LexisNexis, our service provider for electronic legal research and updates to our law library. Additionally for FY21, South Carolina Bar dues for our attorneys were approximately $9,000.

525240-PERSONAL MILEAGE REIMBURSEMENT **$20,000**

In FY 21 we expended $14,840 for mileage reimbursement.

525328-UTIL/PUBLIC DEFENDERS OFFICES **$ 8,000**

In FY21 we expended $8,825 for utilities which encompasses electrical service provided by SCE&G.

525400-GAS, FUEL & OIL **$2,500**

This is the fuel and oil for our three county cars.

SECTION VI. D.-CAPITAL ITEM NARRATIVES

540000-Small Tools & Minor Equipment **$1,000**

Every year a variety of small tools and equipment are necessary to keep the office running.

540010-Minor Software **$500**

During the year we need to purchase minor software as it becomes necessary.

540000-F3 Laptop-Rpl **$9,660**

This is for the purchase of seven (7) replacement Dell 3550 laptops.

540000- Blu-ray Burner-Addnl **$525**

Blu-ray drives are necessary for viewing evidence including lengthy body camera videos provided to the office on Blu-ray disks. This is for the purchase of three (3) Blu-ray/dvd burners for use with the laptops.

540000-Dell 3550 Dock-Addnl **$1,869**

This is for the purchase of seven (7) Dell 3550 docks.

540000-Laptop Carrying Case-Addnl **$114**

We need 2 laptop carrying cases for new laptop computers.

540000-Standard Scanner-Addnl **$1,086**

We need a standard scanner for our Tri-County Office.

COUNTY OF LEXINGTON

Public Defender
Annual Budget
Fiscal Year - 2022-23

NEW PROGRAM

Object Code	Revenue Account Title	Requested 2022-23	Recommend 2022-23	Approved 2022-23
	* Public Defender 2619			
	Revenues:			
801000	Op Trn from General Fund	374,044		
	** Total Revenue	374,044	0	0
	***Total Appropriation	374,044	0	0
	FUND BALANCE			
	Beginning of Year	1,000,580		
	FUND BALANCE - Projected			
	End of Year	1,000,580		

SECTION I

COUNTY OF LEXINGTON
New Program Request
Fiscal Year – 2022-2023

Fund # 2619 Fund Title: Special Revenue Fund
Organization # 141400 Organization Title: Public Defender
Program # Program Title: Paralegal I

Object Expenditure Code	Classification	Total 2022 – 2023 Requested
	Personnel	
510100	Salaries #1	34,715
510300	Part Time #	
511112	FICA Cost	2,656
511113	State Retirement	6,443
511120	Insurance Fund Contribution # 1	7,800
511130	Workers Compensation	128
511131	S.C. Unemployment	
	*** Total Personnel**	51,742
	Operating Expenses	
520100	Contracted maintenance	
520200	Contracted Services	
520300	Professional Services	
521000	Office Supplies	200
521100	Duplicating	
521200	Operating Supplies	
522100	Equipment Repairs & Maintenance	
522200	Small Equipment Repairs & Maint.	
522300	Vehicle Repairs & Maintenance	
524000	Building Insurance	
524100	Vehicle Insurance #___	
524101	Comprehensive Insurance #___	
524201	General Tort Liability Insurance	
524202	Surety Bonds	
525041	Email Service Charges – 1	129
525000	Telephone	432
525100	Postage	
525210	Conference & Meeting Expenses	
525230	Subscriptions, Dues, & Books	
525240	Personal Mileage Reimbursement	
525___	Utilities - _____	
525400	Gas, Fuel, & Oil	
526500	Licenses & Permits	
	*** Total Operating**	761
	**** Total Personnel & Operating**	52,503
	**** Total Capital (From Section IV)**	2638
	***** Total Budget Appropriation**	55,141

SECTION IV

COUNTY OF LEXINGTON
NEW PROGRAM
Capital Item Summary
Fiscal Year - 2022 - 2023

Fund # 2619 Fund Title: Special Revenue
Organization # 141400 Organization Title: Public Defender
Program Tri-County GS Program Title: Paralegal

Qty	Item Description	***BUDGET*** 2022-2023 Requested Amount
1	F3 Standard Laptop Dell 3560 Laptop-Addnl	1,380
1	M12 WD195 (docking station)-Addnl	267
1	M13 External Blu-ray Burner-Addnl	175
1	Symantec Encryption License	37
1	Microsoft Office Pro	414
1	Laptop Carrying Case	57
1	MI13 Dell 24 Monitor-Addnl	254
1	PA Cortex	54
	**** Total Capital (Transfer Total to Section III)**	**2,638**

SECTION V – PROGRAM OVERVIEW

Summary of Programs-Paralegal

Under occasional supervision, performs specialized legal research and clerical duties in the Public Defender's Office. Interviews and screens new clients in the office. Prepares and files motions and orders. Prepares correspondence, makes telephone calls, and schedules appointments. Organizes and tracks files in support of the assigned public defender(s).

Program 1: Paralegal

Objectives:

To provide support to specifically assigned public defender(s) and administrative support for the office as a whole in order to help the office provide legal representation to all clients that is individualized, free of racial, ethnic, gender, social, and economic bias. Our office seeks to protect each client's constitutional rights, to defend against discriminatory treatment and disproportionate punishment, and to ensure that no one who is innocent is ever wrongfully convicted. We are committed to providing all mandated legal services in an efficient and cost-effective manner while holding ourselves to the highest professional and ethical standards.

SECTION VI. C. - OPERATING LINE ITEM NARRATIVES

510100-SALARIES **$34,715**

Salaries for one full-time position

51112-FICA COST **$2,656**

Employer's portion 7.65%

511113-STATE RETIREMENT **$6,443**

Employer's portion 16.56%

511120-INSURANCE FUND CONTRIBUTION **$7800**

Employer's portion @ $7800 per employee (1)

511130-WORKERS COMPENSATION **$128**

Based on last year's premiums

521000-OFFICE SUPPLIES **$200**

This line item will cover an office supplies, pens, paper, etc. needed by this position.

525000-TELEPHONE **$432**

Based on our current phone system provided by Comporium, we would expect $432 per year to cover the phone charges for this position.

525041-E-MAIL SERVICE CHARGE **$129**

Our email service charges are $10.75 per account per month.

SECTION VI. D.-CAPITAL ITEM NARRATIVES

540000-STANDARD LAPTOP **$1,380**

This line item request is for a laptop.

540000-WD195 (docking station) **$267**

These are a docking station for the standard laptop.

540000-External Blu-ray Burner **$175**

This DVD drive is needed to correspond to the laptop.

540010-Symantec Encryption License **$37**

This is for the new laptop.

540010-Microsoft Office **$414**

This is for the new laptop.

540010-Laptop Carrying Case **$57**

This is the corresponding case for the laptop.

540000-MI13 Dell 24 Monitor **$254**

22" Monitor for laptop use.

540010-PA Cortex **$54**

This is the anti-virus software.

SECTION III
SECTION I

COUNTY OF LEXINGTON
New Program Request
Fiscal Year – 2022-2023

Fund # 2619 Fund Title: Special Revenue Fund
Organization # 141400 Organization Title: Public Defender
Program # Program Title: Deputy Public Defender

Object Expenditure Code	Classification	Total 2022 – 2023 Requested
	Personnel	
510100	Salaries #3	220,997
510300	Part Time #	
511112	FICA Cost	16,905
511113	State Retirement	41,017
511120	Insurance Fund Contribution # 3	23,400
511130	Workers Compensation	387
511131	S.C. Unemployment	
	*** Total Personnel**	302,706
	Operating Expenses	
520100	Contracted maintenance	
520200	Contracted Services	
520300	Professional Services	
521000	Office Supplies	600
521100	Duplicating	
521200	Operating Supplies	
522100	Equipment Repairs & Maintenance	
522200	Small Equipment Repairs & Maint.	
522300	Vehicle Repairs & Maintenance	
524000	Building Insurance	
524100	Vehicle Insurance #___	
524101	Comprehensive Insurance #___	
524201	General Tort Liability Insurance	
524202	Surety Bonds	
525041	Email Service Charges – 3	387
525000	Telephone	1,296
525100	Postage	
525210	Conference & Meeting Expenses	4500
525230	Subscriptions, Dues, & Books	1,500
525240	Personal Mileage Reimbursement	
525___	Utilities - _____	
525400	Gas, Fuel, & Oil	
526500	Licenses & Permits	
	*** Total Operating**	8,283
	**** Total Personnel & Operating**	310,989
	**** Total Capital (From Section IV)**	7914
	***** Total Budget Appropriation**	318,903

SECTION IV

COUNTY OF LEXINGTON
NEW PROGRAM
Capital Item Summary
Fiscal Year - 2022 - 2023

Fund # 2619 Fund Title: Special Revenue
Organization # 141400 Organization Title: Public Defender
Program Tri-County GS Program Title: Deputy Public Defender

Qty	Item Description	***BUDGET*** 2022-2023 Requested Amount
3	F3 Standard Laptop Dell 3560 Laptop-Addnl	4,140
3	M12 WD195 (docking station)-Addnl	801
3	M13 ExternalBlu-ray Burner-Addnl	525
3	Symantec Encryption License	111
3	Microsoft Office Pro	1,242
3	Laptop Carrying Case	171
3	MI13 Dell 24 Monitor-Addnl	762
3	PA Cortex	162
	**** Total Capital (Transfer Total to Section III)**	**7,914**

SECTION V – PROGRAM OVERVIEW

Summary of Programs-Deputy Public Defender

This position will create three (3) new deputy public defenders whose primary responsibility is to handle complex litigation in the Lexington office.

Program 1: Deputy Public Defender

Objectives:

The primary goal of the Eleventh Circuit Public Defender's Office is to provide the best possible representation to each client and to guarantee the protection of the individual client's rights. The existence of this office guarantees that an individual's right to counsel is meaningfully provided. Our attorneys and support staff are dedicated to protecting the rights of the accused and to the integrity of the justice system. The Eleventh Circuit Public Defender's Office is dedicated to the full and fair representation of all persons in our community who cannot afford legal counsel and are in danger of being deprived a liberty interest due to a criminal accusation. Our office seeks to protect each client's constitutional rights, to defend against discriminatory treatment and disproportionate punishment, and to ensure that no one who is innocent is ever wrongfully convicted. We are committed to providing all mandated legal services in an efficient and cost-effective manner while holding ourselves to the highest professional and ethical standards. By doing so, the integrity of the system as a whole is upheld as a secondary goal, to the benefit of the community at large.

We will continue to focus on alternatives to incarceration, both pretrial and during the dispositional phase, with a particular emphasis on treatment alternatives. To further this end, we will continue to explore better methods for the system as a whole to identify low risk offenders (both current risk to the community and risk of recidivism) who would be appropriate for alternatives to incarceration.

SECTION VI. C. - OPERATING LINE ITEM NARRATIVES

510100-SALARIES **$220,997**

Salaries for three full-time Deputy Public Defender positions

51112-FICA COST **$16,905**

Employer's portion 7.65%

511113-STATE RETIREMENT **$41,017**

Employer's portion 18.56%

511120-INSURANCE FUND CONTRIBUTION **$23,400**

Employer's portion @ $7800 per employee (3)

511130-WORKERS COMPENSATION **$387**

Based on last year's premiums

521000-OFFICE SUPPLIES **$600**

This line item will cover an office supplies, pens, paper, etc. needed by this position.

525000-TELEPHONE **$1,296**

Based on our current phone system provided by Comporium, we would expect $432 per line per year to cover the phone charges for this position.

525041-E-MAIL SERVICE CHARGE **$387**

Our email service charges are $10.75 per account per month.

525210-CONFERENCE AND MEETING EXPENSES **$4,500**

This line item will cover the annual conference in Myrtle Beach and other CLE expenses.

525230-SUBSCRIPTION, DUES & BOOKS **$1,500**

This will pay will bar dues and legal research access.

SECTION VI. D.-CAPITAL ITEM NARRATIVES

540000-STANDARD LAPTOP **$4,140**

This line item request is for a three laptops.

540000-WD195 (docking station) **$801**

These are for three docking stations for the standard laptops.

540000-External Blu-ray Burner **$525**

These Blu-ray drives are needed to correspond to the laptop.

540010-Symantec Encryption License **$111**

This is for the three new laptops.

540010-Microsoft Office **$1,242**

This is for the new laptops.

540010-Laptop Carrying Case **$171**

This is the corresponding cases for the laptops.

540000-MI13 Dell 24 Monitor **$762**

24" Monitors for laptop use.

540010-PA Cortex **$162**

This is the anti-virus software.

COUNTY OF LEXINGTON
VICTIMS' BILL OF RIGHTS
Annual Budget
FY 2022-23 Estimated Revenue

Object Code	Revenue Account Title	Actual 2020-21	Received Thru Nov 2021-22	Amended Budget Thru Nov 2021-22	Projected Revenues Thru Jun 2021-22	Requested 2022-23	Recommend 2022-23	Approved 2022-23
	*** Victims' Bill of Rights 2620:**							
	Revenues:							
443002	Clerk of Crt Conviction Surcharges ($100)	51,580	27,602	59,091	59,091	66,454		
443003	Clk of Crt Gen Sessions - 38% Assessment	10,207	3,508	11,887	11,887	13,442		
443507	Solicitor Traffic Education Program - 9.17%	64	39	1,117	1,117	811		
444011	Traffic Court Conviction Surcharge ($25)	3,383	1,325	3,564	3,564	3,622		
444012	Traffic Court - 11.16% Assessment	64,145	31,105	69,246	69,246	72,100		
444050	CDV Court - 11.16% Assessment	787	411	313	313	448		
444051	CDV Court - Conviction Surcharge	2,844	1,491	1,161	1,161	1,747		
444111	Mag. Dist. 1 Conviction Surcharge ($25)	4,612	1,872	3,744	3,744	4,898		
444112	Mag. Dist. 1 - 11.16% Assessment	9,751	3,356	12,272	12,272	12,305		
444211	Mag. Dist. 2 Conviction Surcharge ($25)	3,913	3,537	4,930	4,930	5,124		
444212	Mag. Dist. 2 - 11.16% Assessment	7,681	5,424	6,401	6,401	8,500		
444311	Mag. Dist. 3 Conviction Surcharge ($25)	5,423	3,005	5,050	5,050	5,522		
444312	Mag. Dist. 3 - 11.16% Assessment	3,059	1,762	1,647	1,647	2,500		
444411	Mag. Dist. 4 Conviction Surcharge ($25)	5,967	2,024	3,815	3,815	5,600		
444412	Mag. Dist. 4 - 11.16% Assessment	6,003	1,676	4,171	4,171	6,100		
444511	Mag. Dist. 5 Conviction Surcharge ($25)	2,474	1,582	1,776	1,776	2,750		
444512	Mag. Dist. 5 - 11.16% Assessment	3,243	1,058	3,174	3,174	3,174		
444611	Mag. Dist. 6 Conviction Surcharge ($25)	1,108	535	959	959	1,260		
444612	Mag. Dist. 6 - 11.16% Assessment	1,581	562	770	770	1,134		
444711	Mag. Worthless Ck - Conviction Surcharge	275	60	379	379	600		
444712	Mag. Worthless Ck - 11.16% Assessment	101	14	91	91	100		
444911	DUI Court - Conviction Surcharge	2,484	1,187	3,666	3,666	3,361		
444912	DUI Court - 11.16% Assessment	7,220	3,356	9,328	9,328	10,150		
455008	Contribution from Town of Gaston	9,592	8,501	12,065	12,065	14,348		
455009	Contribution from Town of Swansea	5,987	863	9,132	9,132	5,900		
455013	Contribution from Town of Pelion	844	238	600	600	865		
	Other Revenues:							
461000	Investment Interest	590	108	5,874	5,874	1,000		
801000	Op Trn from General Fund/ Cty Ord - Sheriff -	0	0	0	0	0		
		214,918	**106,201**	**236,223**	**236,223**	**253,815**		
	Appropriations:							
	- Solicitor				88,465	68,408		
	- Magistrate Court Services				115,396	112,363		
	- LE/Major Crimes				143,388	154,792		
	*****Total Appropriations**				347,249	335,563		
	FUND BALANCE Beginning of Year				264,219	153,193		
	FUND BALANCE - Projected End of Year				153,193	71,445		

	Solicitor	Magistrate	Law Enfr	Total
FY 21 Fund Balance	7,337	58,549	198,333	**264,219**
Budgeted FY 22 Revenues	78,741	78,741	78,741	**236,223**
Budgeted FY 22 Expenditures	(88,465)	(115,396)	(143,388)	**(347,249)**
Estimated FY 22 Fund Balance	(2,387)	21,894	133,686	**153,193**

COUNTY OF LEXINGTON
VICTIMS' BILL OF RIGHTS
Annual Budget
Fiscal Year - 2022-23

Fund 2620
Division: Judicial
Organization: 141200 - Solicitor

Object Expenditure Code	Classification	2020-21 Expend	2021-22 Expend (Dec)	2021-22 Amended (Dec)	2022-23 Requested	*BUDGET* 2022-23 Recommend	2022-23 Approved
	Personnel						
510100	Salaries & Wages - 1.25	69,231	21,312	62,362	46,280		
511112	FICA - Employer's Portion	4,705	1,412	4,771	3,540		
511113	State Retirement - Employer's Portion	10,169	2,939	10,327	8,590		
511120	Employee Insurance - 1.25	13,650	3,900	7,800	7,800		
511130	Workers Compensation	256	79	231	171		
519999	Personnel Contingency	0	0	2,190	1,172		
	*** Total Personnel**	**98,011**	**29,642**	**87,681**	**67,553**		
	Operating Expenses						
521000	Office Supplies	0	0	50	50		
521100	Duplicating	5	0	58	58		
524201	General Tort Liability Insurance	184	184	137	193		
524202	Surety Bonds - 1	9	0	0	0		
525041	E-mail Service Charges - 1	258	75	129	129		
525210	Conference, Meeting & Training Expense	199	0	410	425		
	*** Total Operating**	**655**	**259**	**784**	**855**		
	**** Total Personnel & Operating**	**98,666**	**29,901**	**88,465**	**68,408**		
	Capital						
540000	Small Tools & Minor Equipment	0	0	0	0		
	**** Total Capital**	**0**	**0**	**0**	**0**		
	***** Total Budget Appropriation**	**98,666**	**29,901**	**88,465**	**68,408**		

COUNTY OF LEXINGTON
VICTIMS' BILL OF RIGHTS
Annual Budget
Fiscal Year - 2022-23

Fund 2620
Division: Judicial
Organization: 142000 - Magistrate Court Services

Object Code	Expenditure Classification	2020-21 Expend	2021-22 Expend (Dec)	2021-22 Amended (Dec)	2022-23 Requested	*BUDGET* 2022-23 Recommend	2022-23 Approved
	Personnel						
510100	Salaries & Wages - 2.25	63,732	33,735	62,102	64,442		
510200	Overtime	0	6	0	0		
510300	Part Time - 2 (0.75 - FTE)	8,780	0	7,728	0		
511112	FICA - Employer's Portion	5,240	2,426	4,807	5,380		
511113	State Retirement - Employer's Portion	10,553	4,975	10,405	13,051		
511120	Employee Insurance - 2	15,600	7,800	15,600	15,600		
511130	Workers Compensation	263	105	306	306		
519999	Personnel Contingency	0	0	5,304	5,440		
	*** Total Personnel**	**104,168**	**49,047**	**106,252**	**104,219**		
	Operating Expenses						
521000	Office Supplies	1,746	572	2,000	2,000		
521100	Duplicating	3,659	1,525	3,660	3,660		
524201	General Tort Liability Insurance	204	204	226	226		
524202	Surety Bonds - 2	0	0	0	0		
525041	E-mail Service Charges	129	172	258	258		
525210	Conference, Meeting & Training Expense	0	0	3,000	2,000		
	*** Total Operating**	**5,738**	**2,473**	**9,144**	**8,144**		
	**** Total Personnel & Operating**	**109,906**	**51,520**	**115,396**	**112,363**		
	Capital						
	**** Total Capital**	**0**	**0**	**0**	**0**		
	***** Total Budget Appropriation**	**109,906**	**51,520**	**115,396**	**112,363**		

COUNTY OF LEXINGTON
VICTIMS' BILL OF RIGHTS
Annual Budget
Fiscal Year - 2022-23

Fund 2620
Division: Law Enforcement
Organization: 151260 - LE/ Major Crimes

Object Expenditure Code	Classification	2020-21 Expend	2021-22 Expend (Dec)	2021-22 Amended (Dec)	2022-23 Requested	*BUDGET* 2022-23 Recommend	2022-23 Approved
	Personnel						
510100	Salaries & Wages - 2	49,014	45,968	92,537	90,862		
510199	Special Overtime	855	2,645	0	5,428		
510200	Overtime	48	132	100	250		
511112	FICA - Employer's Portion	3,581	3,600	7,087	7,385		
511113	State Retirement - Employer's Portion	5,598	2,795	6,274	7,195		
511114	Police Retirement - Employer's Portion	2,261	5,755	10,514	12,271		
511120	Employee Insurance - 2	15,600	7,800	15,600	15,600		
511130	Workers Compensation	541	1,115	2,009	2,119		
515600	Clothing Allowance	300	600	0	1,200		
519999	Personnel Contingency	0	0	1,852	3,540		
	*** Total Personnel**	**77,798**	**70,410**	**135,973**	**145,850**		
	Operating Expenses						
520233	Towing Service	0	0	75	90		
522300	Vehicles Repairs & Maintenance	64	0	1,350	1,415		
524100	Vehicle Insurance - 1	615	615	615	615		
524201	General Tort Liability Insurance	1,514	1,514	1,590	1,590		
524202	Surety Bonds - 2	13	0	0	0		
525000	Telephone	481	241	482	482		
525030	800 MHz Radio Service Charges - 1	703	234	708	708		
525031	800 MHz Radio Maintenance Contract - 1	59	61	80	85		
525041	E-mail Service Charges - 2	258	107	258	258		
525230	Subscriptions, Dues & Books	60	30	30	30		
525400	Gas, Fuel, & Oil	112	0	2,127	3,469		
525600	Uniforms & Clothing	0	0	100	200		
	*** Total Operating**	**3,879**	**2,802**	**7,415**	**8,942**		
	**** Total Personnel & Operating**	**81,677**	**73,212**	**143,388**	**154,792**		
	Capital						
	**** Total Capital**	**0**	**0**	**0**	**0**		
	***** Total Budget Appropriation**	**81,677**	**73,212**	**143,388**	**154,792**		

SECTION IV

COUNTY OF LEXINGTON
Capital Item Summary
Fiscal Year – 2022-23

Fund #	2620	Fund Title:	Victims' Bill of Rights
Organization #	141200	Organization Title:	Solicitor
Program #		Program Title:	Victims' Bill of Rights

Qty	Item Description	BUDGET 2022-23 Requested Amount
	Small Tools & Minor Equipment	$ 0

**** Total Capital (Transfer Total to Section III)** $ 0

SECTION V. - PROGRAM OVERVIEW

Summary of Program:

Victims' Bill of Rights

Program:

Objective:

Our mission is to fully comply with South Carolina's constitutional and statutory laws governing provision of rights and services to crime victims in the Eleventh Judicial Circuit. These rights include, but are not limited to, the right to be treated with dignity and respect, input and consultation with the Solicitor's Office regarding disposition, notification of court hearings, court escort, explanation of options and services available, referrals to appropriate agencies, and reimbursement of certain expenses. The Victims' Bill of Rights Program seeks to provide these services in a comprehensive, yet cost effective, manner.

SECTION VI. LINE ITEM NARRATIVES

SECTION VI. A. - SUMMARY OF REVENUES

443002 … 461000 – VICTIMS' BILL OF RIGHTS REVENUES **$ 84,605**

Fines and Assessments collected in General Sessions and Magistrates Courts and investment interest allocated to the Lexington County Solicitor's Office.

SECTION VI. B. - LISTING OF POSITIONS

Current Staffing Level:

Job Title	Full Time Equivalent Positions	General Fund	Other Fund	Total	Band
Victim Service Provider	1.25		1.25	1.25	109
Total Positions	1.25		1.25	1.25	

All of the above positions require insurance.

Organization chart is displayed in Fund 1000 of the Solicitor's (141200) FY 2022-23 Budget Request.

SECTION VI. C. - OPERATING LINE ITEM NARRATIVES

521000 – OFFICE SUPPLIES **$ 50**

To cover the cost of paper, pens, markers, highlighters, staples, binders, paper clips, file folders, calendars, tissues, etc.

521100 – DUPLICATING **$ 58**

This account is used to cover the cost of duplicating case files and reports.

Copy machine estimated usage cost - (.030495) x 1,500 copies .....$ 46
Copy machine estimated paper cost - 3 reams @ $3.90 .....$ 12

524201 – GENERAL TORT LIABILITY INSURANCE **$ 193**

To cover the cost of general tort liability insurance coverage, per Risk Management.

524202 – SURETY BONDS – 1 **$ 0**

Per Risk Management, no surety bonds are required for Fiscal Year 2022-23.

525041 – E-MAIL SERVICE CHARGES – 1 **$ 129**

The cost of e-mail services is $10.75 per month per account.

525210 – CONFERENCE, MEETING & TRAINING EXPENSE **$ 425**

State law requires Victim Service Providers to be certified by completing a set number of hours of annual training. The requested amount is to cover the cost to attend the S.C. Victims' Rights Week Conference.

SECTION V – PROGRAM OVERVIEW

Summary of Program:

Victim Assistance Coordinator

Objectives:

The Magistrate Court Services has two full time Victim Assistance Coordinator positions. These positions are located at the Lexington County Bond Court and assist the Magistrate with victim related issues. The VAC positions as related to the courts provide notification to victims regarding bond hearings, conditions of bond, information regarding a defendants bail, defendants release from detention, future court hearings and provide information to victims regarding law enforcement when necessary. These positions are certified through the Office of the Crime Victims' Ombudsman and receive the mandatory certification annually as Victim Notifiers.

Service Levels: Number of Victim Related Cases Served Annually

Victim Related Cases 2017	Victim Related Cases 2018	Victim Related Cases 2019	Victim Related Cases 2020	Victim Related Cases 2021
3444	3908	2753	2485	2465

SECTION VI. B. – PERSONNEL LINE ITEM NARRATIVE

LISTING OF POSITIONS

Current Staffing Level:

Job Title:	Full Time Positions:	Part Time Positions:	Grade:
Victim Asst. Coordinator	2		106

Total Positions: 2

*All Full Time Positions Require Insurance.

Display Organizational Flow Chart

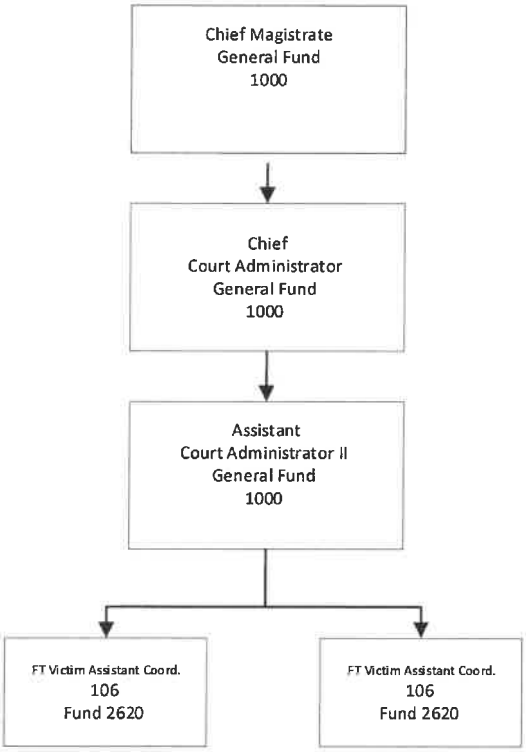

SECTION VI - PERSONNEL

510100 SALARIES & WAGES $ 64,442

This will cover the current salaries of two full time Victim's Assistance Coordinator positions at a pay band 106.

511112 FICA-EMPLOYER'S PORTION $ 5,380

This will cover the FICA cost for the two full time employees. The rate is 7.65% of each salary.

511113 SCRS-EMPLOYER'S PORTION $ 13,051

This will cover the State Retirement cost for the two full time and two part time employees. The rate is 18.56% of each salary.

511120 INSURANCE FUND CONTRIBUTION $ 15,600

This will cover the employer's portion of the insurance contribution for the two full time positions. The figure is provided by HR.

511130 WORKER'S COMPENSATION $ 306

This will cover Workers' Compensation cost for the two full time and two part employees. The rate is .31% of each salary.

519999 PERSONNEL CONTINGENCY $ 5,440

Personnel Contingency cost provided by Lexington County Finance Department.

SECTION VI. C. – OPERATING LINE ITEM NARRATIVES

521000 OFFICE SUPPLIES $ 2,000

Paper, pens, envelopes, scotch tape, folders, storage boxes, household supplies, rubber bands, disks, print cartridges, calculators, business cards, etc.

Printer Cartridge HP CE390X $190ea x 6 = $1,140

521100 DUPLICATING $3,660

MFP duplicating is used in the daily accomplishment of the Magistrate Court operations. This MFP was added was added to Central Bond Court after the original contract so it is not under the original contract.

1 MFP not under contract @ $305per month x 12 = $3,660

524201 GENERAL TORT LIABILITY INSURANCE $226

Figure provided by Risk Management to cover the cost of General Tort Liability Insurance for each employee.

524202 SURETY BONDS $ 0

Figures for general tort liability insurance are provided by Risk Management.

525041 EMAIL SERVICE CHARGE $ 258

These funds will be used for the email accounts provided to the victims' assistance coordinators.

2 email accounts @ $10.75ea = $21.50 a month x 12 months = $258

525210 CONFERENCE & MEETING EXPENSE $ 2,000

State law requires that Magistrate Court staff that work with victims attend mandatory training each year. Magistrate staff members are considered Victim Notifiers and must attend a minimum of 2 hours training annually.

SECTION V. – PROGRAM OVERVIEW

Being victimized by crime can be a traumatic experience often causing the victim to feel they have nowhere to turn. However, it is a goal of the Lexington County Sheriff's Department to provide crime victims with resources and services to move forward with their lives.

The Sheriff's Department is staffed with Victim Assistance Officers and coordinators tasked with the responsibility of providing crisis intervention, advocacy, and support services to crime victims. On a daily basis, incident reports are reviewed and victims are contacted by either phone or mail. Assistance offered to victims includes emotional support, referral to specific agencies for focused follow-up services, assistance with court proceedings, guidance through the criminal justice process, and help with receiving compensation for violent crimes. When requested, Victim Assistance personnel also work with the Lexington County Coroner's Office to assist in making death notifications and to provide counseling to family members.

Victims have rights, and it is important for any crime victim to be aware of those rights. Victims and witnesses of crime have the RIGHT to:

- The right to be treated with fairness, respect, and dignity;
- The right to be informed of their constitutional rights as a victim;
- The right to be reasonably informed when the accused is arrested, released from custody, or has escaped;
- The right to be informed of, and be present at, all criminal proceedings which may result in a possible disposition of the charges where the defendant has the right to be present;
- The right to be allowed to submit either a written or oral statement at all hearings that affect bond or bail;
- The right to be heard at any proceeding involving a post-arrest decision, a plea, or sentencing;
- The right to be protected through reasonable measures from the accused or persons acting on behalf of the accused throughout the criminal justice process;
- The right to confer with the prosecution, after the suspect has been charged, before the trial, or before any disposition, and to be informed of the disposition of the case;
- The right to have reasonable access, after the conclusion of the criminal investigation, to review or obtain case documents relating to the crime against the victim unless such information is protected by law;
- The right to receive prompt and full restitution from the convicted person or persons;
- The right to be informed of any proceedings when any post-conviction action or hearing is being conducted and the right to be present at any hearing; and
- Victims have the right to a reasonable disposition, and a prompt and final conclusion of the case.

SECTION VI. B. – LISTING OF POSITIONS

Current Staffing Level:

	Positions	Full Time Equivalent General Fund	Full Time Equivalent Other Fund	Total	Grade
Law Enforcement/Administration:					
Victims Assistance Officer	1		1	1	SO3
Victims Assistance Coordinator	1		1	1	106
Totals	2	0.000	2	2.000	

SECTION VI. C. - OPERATING LINE ITEM NARRATIVES

520233 – TOWING SERVICE **$ 90**

Wrecker services must be paid for the towing of County Vehicles and seized vehicles. The cost for a County Vehicle is $90. The amount budgeted is based on the one vehicle assigned to this organization being towed once this fiscal year.

522300 - VEHICLE REPAIR & MAINTENANCE **$ 1,415**

The minimum amount budgeted for the maintenance of a LCSD fleet vehicle is $1,350. This is approximately the cost of normal maintenance for one year.

524100 - VEHICLE INSURANCE **$ 615**

The budget amount is recommended by the County's Risk Manager.

524201 – GENERAL TORT LIABILITY INSURANCE **$ 1,590**

General tort liability insurance amounts are allocated based on the number and liability classification of personnel. The budget amount is 5% more than the current fiscal year's expenditure ($1,514), as recommended by the County's Risk Manager.

524202 – SURETY BONDS **$ 0**

Surety bonds are paid every 3 fiscal years and will not be paid again until fiscal year 2024.

525000 -TELEPHONE **$ 482**

This account will be used to pay telephone line charges, fax line charges, telephone extension relocations, directory assistance charges, and telephone book listing charges. The cost per month for both phone lines is $40.16, which equates to $482 annually.

525030 – 800 MHz RADIO SERVICE CHARGES **$ 708**

The 800 MHz radios are required for communication. The annual service cost per radio is $708.

525031 – 800 MHz RADIO MAINTENANCE CONTRACTS **$ 85**

The 800 MHz radios are covered under a maintenance contract that covers some repairs that are required due to age and excessive use. Please see the 800 MHz radio detail schedule in the appendixes for cost allocation. The estimated maintenance cost per radio is $80.

525041 – E-MAIL SERVICE CHARGES **$ 258**

E-mail service is a vital tool for communication among all individuals not just within Lexington County.

2 users * $10.75 per month * 12 months = $ 258

525230 – SUBSCRIPTIONS, DUES, & BOOKS **$ 30**

A membership for SC Law Enforcement Officers Association is provided for every sworn law enforcement officer.

525400 - GAS, FUEL & OIL **$ 3,469**

The minimum budgeted for vehicle fuel is $1,000 for a LCSD fleet vehicle. This amount covers for fluctuation in the cost of fuel due to the unstable fuel market.

525600 - UNIFORMS & CLOTHING **$ 200**

Uniforms are required under Section 23-13-30 of the SC Code of Laws. Each officer receives replacement uniforms once a year, replacement body armor every 5 years, boots every other year. It is estimated that this position will receive two replacement uniforms at a cost of $100. No other expenses are expected.

COUNTY OF LEXINGTON
SCHEDULE "C" FUNDS - AUTHORIZED BY CTY TRANS COMMITTEE
Annual Budget
FY 2022-23 Estimated Revenue

Object Code	Revenue Account Title	Actual 2020-21	Received Thru Nov 2021-22	Amended Budget Thru Nov 2021-22	Projected Revenues Thru Jun 2021-22	Requested 2022-23	Recommend 2022-23	Approved 2022-23
	***Schedule "C" Funds 2700:**							
	Revenues:							
452200	C Fund SCDOT Apportionment	3,866,870	1,512,685	4,115,669	4,115,669	4,425,450		
452202	C Fund Donor County Settlement	2,368,247	2,368,247	1,750,200	1,750,200	1,750,200		
452204	C Fund Non-Recurring State Appor.	0	0	0	0	0		
	Other Revenues:							
461000	Investment Interest	64,647	19,341	75,000	75,000	75,000		
	**** Total Revenue**	6,299,764	3,900,273	5,940,869	5,940,869	6,250,650		
	*****Total Appropriation**				23,060,703	6,250,65~~0~~ 1		
	Contingency:							
	Unused				16,136,484			
	FUND BALANCE							
	Beginning of Year				14,271,470	13,288,120		
	FUND BALANCE - Projected							
	End of Year				13,288,120	13,288,1~~20~~ 19		

SECTION II

COUNTY OF LEXINGTON
Proposed Revenues
Fines, Fees, and Other
Budget FY 2022-23

Fund #: 2700 Fund Name: Schedule "C" Funds

Organ. #: 121300-121308 Organ. Name: PW / Transportation

Revenue Code	Fee Title	Actual Fees FY 2019-20	Actual Fees FY 2020-21	12/31/2021 Year-to-Date FY 2021-22	Anticipated Fiscal Year Total FY 2021-22	Budget: Units of Service	Budget: Current Fee	Budget: Current Total Estimated Fees FY 2022-23	Budget: Proposed Fee Change	Budget: Total Proposed Estimated Fees FY 2022-23
452200	C-Fund SCDOT Proportionment	$3,440,264	$3,509,971	$1,512,685	$4,115,669			$4,425,450		$4,425,450
452202	C-Fund Donor County Settlement	$2,092,281	$1,750,200	$2,368,247	$1,750,200			$1,750,200		$1,750,200
461000	Investment Interest	$69,673	$256,876	$19,341	$75,000			$75,000		$75,000
491002	Project Refund	$0	$0	$0	$0			$0		$0

COUNTY OF LEXINGTON
SCHEDULE "C" FUNDS - AUTHORIZED BY CTY TRANS COMMITTEE
Annual Budget
Fiscal Year - 2022-23

Fund 2700
Division: Public Works
Organization: 121100 - PW / Administration & Engineering

Object Code	Expenditure Classification	2020-21 Expend	2021-22 Expend (Dec)	2021-22 Amended (Dec)	2022-23 Requested	*BUDGET* 2022-23 Recommend	2022-23 Approved
	Personnel						
510100	Salaries & Wages	17,369	5,267	105,000	105,000		
510200	Overtime	307	0	0			
510300	Part Time	11,378	0	0	0		
511112	FICA - Employer's Portion	2,114	374	8,033	8,033		
511113	State Retirement - Employer's Portion	2,633	614	18,437	19,488		
511130	Workers Compensation	702	145	2,888	2,888		
511213	SCRS - Employer Prt. (Retiree)	1,818	0	0	0		
	***Total Personnel**	**36,321**	**6,400**	**134,358**	**135,408** 9		
	Operating Expenses						
520200	Contracted Services	3,000	3,000	3,000	3,000		
	*** Total Operating**	**3,000**	**3,000**	**3,000**	**3,000**		
	**** Total Personnel & Operating**	**39,321**	**9,400**	**137,358**	**138,408** 9		
	Capital						
540000	Small Tools & Minor Equipment	0	0	0	0		
540010	Minor Software	0	0	0	0		
	All Other Equipment	0	0	0	0		
					0		
	****Total Capital**	**0**	**0**	**0**	**0**		

This organization will be used by the Public Works Engineering department to charge any time worked that is associated with a C Fund Project.
Organization - 121100.

***** Total Budget Appropriation**	**39,321**	**9,400**	**137,358**	**138,408** 9

COUNTY OF LEXINGTON
SCHEDULE "C" FUNDS - AUTHORIZED BY CTY TRANS COMMITTEE
Annual Budget
Fiscal Year - 2022-23

Fund 2700
Division: Public Works
Organization: 121301 - PW / Transp / Economic Development

Object Code	Expenditure Classification	2020-21 Expend	2021-22 Expend (Dec)	2021-22 Amended (Dec)	BUDGET 2022-23 Requested	BUDGET 2022-23 Recommend	BUDGET 2022-23 Approved
	Operating Expenses						
538300	Retainage Payable Expense	-96,405	0	0	0		
539900	Unclassified	0	0	629,929	0		
	*** Total Operating**	**-96,405**	**0**	**629,929**	**0**		
	Economic Development Projects						
5R0254	Diamond Rd Resurfacing	4,260	0	0	0		
5R0260	Chapin Tech Park County Repairs	191,996	0	0	0		
	**** Total Economic Development Projects**	**196,256**	**0**	**0**	**0**		

This department is to account for expenditures for economic development projects as approved by the County Transportation Committee.
Organization - 121301.

***** Total Budget Appropriation**	**99,851**	**0**	**629,929**	**0**

COUNTY OF LEXINGTON
SCHEDULE "C" FUNDS - AUTHORIZED BY CTY TRANS COMMITTEE
Annual Budget
Fiscal Year - 2022-23

Fund 2700
Division: Public Works
Organization: 121302 - PW / Special Projects / Municipal Grants & Sidewalks

Object Code	Expenditure Classification	2020-21 Expend	2021-22 Expend (Dec)	2021-22 Amended (Dec)	2022-23 Requested	*BUDGET* 2022-23 Recommend	2022-23 Approved
	Operating Expenses						
539900	Unclassified	0	0	875,676	100,000		
539904	Unclassified - Municipal Projects	0	0	250,000	250,000		
	*** Total Operating**	**0**	**0**	**1,125,676**	**350,000**		
	Capital						
5AM352	SCDOT Sign Dedication - Asmond III	0	500	500	0		
5AM353	SCDOT Sign Dedication - Jackson	0	500	500	0		
	**** Total Capital**	**0**	**1,000**	**1,000**	**0**		
	Road & Infrastructure Improvements						
5R0128	Railroad Avenue - Pelion RAP/Chipseal	0	2,355	7,500	0		
5R0148	Bush River Road Sidewalk - Enhcmnt Grant	0	0	133,867	0		
5R0153	W. Columbia Enhancement # 26-12 (Sunset/J	0	0	36,250	0		
5R0205	Buck Corley Sidewalk TAP Grant	0	0	157,992	0		
5R0218	Town of B-L Sidewalk Repairs	31,700	0	3,300	0		
5R0236	City of Cayce - Knox Abbott Dr.	0	0	40,000	0		
5R0250	Town of Lex Sidewalk Repairs	0	0	28,440	0		
5R0251	City of W. Columbia - Terrace View	0	0	36,275	0		
5R0253	Town of Pine Ridge Sidewalk Ext.	0	0	25,000	0		
5R0257	Town of Chapin - Beaufort St Rehab	0	0	82,300	0		
5R0258	South Cong. - Ramblin Rd Sidewalk	0	0	60,000	0		
5R0259	South Cong. - Sunset Dr Sidewalk	0	0	60,000	0		
5R0265	Taylor St Resurfacing	39,987	602	152,013	0		
5R0271	FY 21 Irmo Sidewalk Repairs	0	14,400	14,400	0		
5R0272	West Cola Mill Village One-Way Proj	0	0	31,000	0		
5R0273	FY 21 B-L Sidewalk Repairs	0	0	35,000	0		
5R0274	Cayce - State Street Sidewalk	0	0	50,000	0		
5R0275	Lexington - Rauch St Resurfacing	0	11,716	33,000	0		
5R0276	Whiteford Way	0	0	159,457	0		
	***** Total Road & Infrastructure Improve**	**71,687**	**29,073**	**1,145,794**	**0**		

This department is to account for expenditures including special projects, sidewalk projects, grant matches, and municipal projects.

***** Total Budget Appropriation**	**71,687**	**30,073**	**2,272,470**	**350,000**	

COUNTY OF LEXINGTON
SCHEDULE "C" FUNDS - AUTHORIZED BY CTY TRANS COMMITTEE
Annual Budget
Fiscal Year - 2022-23

Fund 2700
Division: Public Works
Organization: 121303 - PW / Maintenance / Subdivision Bond Supplements

Object Code	Expenditure Classification	2020-21 Expend	2021-22 Expend (Dec)	2021-22 Amended (Dec)	2022-23 Requested	*BUDGET* 2022-23 Recommend	2022-23 Approved
	Operating Expenses						
	*** Total Operating**	**0**	**0**	**0**	**0**		
	Road & Infrastructure Improvements						
5R0082	Wood Moor Subdivision	0	0	22,340	0		
5R0135	The Reserve at Lake Murray	0	0	16,419	0		
5R0141	Cherokee Shores Phase I	0	0	8,719	0		
5R0142	Kaminer Subdivision	0	0	3,352	0		
5R0143	Woodland Pond Subdivision	0	0	6,305	0		
5R0144	Whispering Glen Subdivision	0	0	33,981	0		
	**** Total Road & Infrastructure Improvem**	**0**	**0**	**91,116**	**0**		

This department is to account for expenditures needed to supplement subdivision bonds.

***** Total Budget Appropriation**	**0**	**0**	**91,116**	**0**

COUNTY OF LEXINGTON
SCHEDULE "C" FUNDS - AUTHORIZED BY CTY TRANS COMMITTEE
Annual Budget
Fiscal Year - 2022-23

Fund 2700
Division: Public Works
Organization: 121304 - PW / Maintenance / Dirt to Pave Projects

Object Code	Expenditure Classification	2020-21 Expend	2021-22 Expend (Dec)	2021-22 Amended (Dec)	2022-23 Requested	*BUDGET* 2022-23 Recommend	2022-23 Approved
	Operating Expenses						
538300	Retainage Payable Expense	399,284	0	0	**0**		
539900	Unclassified	0	0	7,953,111	**1,000,000**		
	*** Total Operating**	**399,284**	**0**	**7,953,111**	**1,000,000**		
	Road Construction (Dirt to Pave Projects)						
539885	Pine Plain Road	591,142	203,942	604,850	0		
5R0066	Old Charleston Road	1,039,965	167,657	324,076	0		
5R0172	Limestone Road	28,514	0	43,941	0		
5R0191	Ruth Vista Road	718,414	132,238	405,457	0		
5R0206	Bub Shumpert Rd #13	2,797	364	83,840	0		
5R0226	Bub Shumpert Rd #7	0	0	21,150	0		
5R0227	Backman Avenue	801,931	87,727	322,629	0		
5R0244	Alice Drive & Phaeton Drive	1,500	0	14,366	0		
5R0264	Lakewood Estates	112,305	303,304	933,695	0		
5R0269	Lakewood Estates Waterline Reloc.	71,777	69,231	125,222			
	**** Total Road Construction (Dirt to Pave)**	**3,368,345**	**964,463**	**2,879,226**	**0**		

This department is to account for expenditures for petitioned dirt road paving projects as approved by the County Transportation Committee.

***** Total Budget Appropriation**	**3,767,629**	**964,463**	**10,832,337**	**1,000,000**

COUNTY OF LEXINGTON
SCHEDULE "C" FUNDS - AUTHORIZED BY CTY TRANS COMMITTEE
Annual Budget
Fiscal Year - 2022-23

Fund 2700
Division: Public Works
Organization: 121305 - PW / Maintenance / Drainage Projects

Object Code	Expenditure Classification	2020-21 Expend	2021-22 Expend (Dec)	2021-22 Amended (Dec)	2022-23 Requested	*BUDGET* 2022-23 Recommend	2022-23 Approved
	Operating Expenses						
539900	Unclassified - Drainage Projects	0	0	1,241,378	250,000		
	*** Total Operating**	**0**	**0**	**1,241,378**	**250,000**		
	Capital						
5AK420	Willow Forks Road Drainage	7,893	1,800	37,553	0		
5AL470	Wexwood Ct Drainage Improvements	2,633	20,960	193,967	0		
	**** Total Capital**	**10,526**	**22,760**	**231,520**	**0**		
	Drainage Projects						
5R0246	Olde Saluda Storm Sewer Rehab	0	0	400	0		
	*** Total Drainage Projects**	**0**	**0**	**400**	**0**		

This department is to account for expenditures on various storm drainage improvements.
Organization - 121305.

***** Total Budget Appropriation**	**10,526**	**22,760**	**1,473,298**	**250,000**

COUNTY OF LEXINGTON
SCHEDULE "C" FUNDS - AUTHORIZED BY CTY TRANS COMMITTEE
Annual Budget
Fiscal Year - 2022-23

Fund 2700
Division: Public Works
Organization: 121306 - PW / Maintenance / SCDOT 33% Fund

Object Code	Expenditure Classification	2020-21 Expend	2021-22 Expend (Dec)	2021-22 Amended (Dec)	2022-23 Requested	*BUDGET* 2022-23 Recommend	2022-23 Approved
	Operating Expenses						
539900	Unclassified - SCDOT 33%	1,553,899	1,371,752	1,371,752	1,675,488		
	*** Total Operating**	**1,553,899**	**1,371,752**	**1,371,752**	**1,675,488**		
	State Road Projects						
5R0138	Zion Church Road Extension - Chapin	0	0	150,000	0		
5R0266	New State Rd Intersection Improvements	0	0	196,000	0		
	**** Total State Road Projects**	**0**	**0**	**346,000**	**0**		

This department is to account for expenditures on the state highway system required in the C Fund Law.
Organization - 121306.

***** Total Budget Appropriation**	**1,553,899**	**1,371,752**	**1,717,752**	**1,675,488**

COUNTY OF LEXINGTON
SCHEDULE "C" FUNDS - AUTHORIZED BY CTY TRANS COMMITTEE
Annual Budget
Fiscal Year - 2022-23

Fund 2700
Division: Public Works
Organization: 121307 - PW / Maintenance / Asphalt Maintenance

Object Code	Expenditure Classification	2020-21 Expend	2021-22 Expend (Dec)	2021-22 Amended (Dec)	2022-23 Requested	*BUDGET* 2022-23 Recommend	2022-23 Approved
	Operating Expenses						
538300	Retainage Payable Expense	(106,372)	0	0	0		
539900	Unclassified	0	0	3,337,108	2,636,754		
	*** Total Operating**	**(106,372)**	**0**	**3,337,108**	**2,636,754**		
	Capital						
	**** Total Capital**	**0**	**0**	**0**	**0**		
	Pavement Maintenance Projects						
5R0255	2019 Asphalt Maint Project	199,893	0	39,967	0		
5R0256	County Pavement Marking	7,607	4,531	54,496	0		
5R0267	2020 Asphalt Maintenance Project	841,695	1,384,729	1,730,602	0		
	Total Asphalt Maintenance Projects	**1,049,195**	**1,389,260**	**1,825,065**	**0**		

This department is to account for expenditures for resurfacing, patching, reclamation, line stripping, etc. for existing County paved roads.
Organization - 121307.

***** Total Budget Appropriation**	**942,823**	**1,389,260**	**5,162,173**	**2,636,754**

COUNTY OF LEXINGTON
SCHEDULE "C" FUNDS - AUTHORIZED BY CTY TRANS COMMITTEE
Annual Budget
Fiscal Year - 2022-23

Fund 2700
Division: Public Works
Organization: 121308 - PW / Maintenance / Dirt Road Maintenance & Safety

Object Code	Expenditure Classification	2020-21 Expend	2021-22 Expend (Dec)	2021-22 Amended (Dec)	2022-23 Requested	*BUDGET* 2022-23 Recommend	2022-23 Approved
	Operating Expenses						
538300	Retainage Payable Expense	0	0	0	0		
539900	Unclassified - Road Maintenance	0	0	477,530	200,000		
	*** Total Operating**	**0**	**0**	**477,530**	**200,000**		
	Maintenance Projects						
5R0112	Porth Circle	12,844	0	0	0		
5R0115	Oak Hill Road	454,232	0	83,168	0		
5R0116	Hyman Road	0	0	59,268	0		
5R0117	Darby Ambrose Road	0	0	59,304	0		
5R0118	Sweet Pea Lane	0	0	50,000	0		
5R0120	Green Hills Drive	0	0	15,000	0		
	**** Total Maintenance Projects**	**467,076**	**0**	**266,740**	**0**		

This department is to account for expenditures on improvements to portions of unpaved roads with continuous maintenance or safety deficiencies.
Organization - 121308.

***** Total Budget Appropriation**	**467,076**	**0**	**744,270**	**200,000**	

SECTION IV

COUNTY OF LEXINGTON
Capital Item Summary
Fiscal Year - 2022-23

Fund #	2700	Fund Title:	C-Fund	
Organization #	121100	Organization Title:	PW / Administration & Engineering	***BUDGET***
Program #	1	Program Title:	Public Works	0
				Requested

Qty	Item Description	Amount
		0
		0

NOTE: All Capital Items for Fund 2700 are included under 1000-121100 - Admin/Engineering.

**** Total Capital (Transfer Total to Section I and IA)** **$0**

SECTION V. - PROGRAM OVERVIEW

Summary of Programs:

C Fund Program - Design and Construction of Road and Drainage projects according to the C Fund Program

Program Objectives:

1) Administration of the C Fund Program per the County Transportation Committee (CTC)

The Lexington Legislative Delegation is required by State law to appoint a County Transportation Committee (CTC). County Council has been appointed by the Delegation as the CTC for Lexington County. The CTC is responsible for establishing the various policies and procedures for the C Fund Program, which includes budget approval and all associated C Fund activities. The Public Works Department administers the program, evaluates all projects, and makes recommendations to the CTC. Funding breakdown is in accordance with the County Transportation Plan adopted on May 11, 2021.

2) Assist CTC appropriate C Fund Program Revenues per State C Fund laws

C Fund SCDOT Apportionment - 3.99 cents per gallon of the State's gasoline tax, earmarked for C Funds; based on a statewide formula of population, land area of the counties, and number of miles of rural roads.

C Fund Donor County Settlement - Lexington County is a Donor County which means that Lexington County contributes to the statewide C Fund Program in an amount in excess of what it receives under the allocation formula. Thus, Lexington County receives a "Donor" portion back from the state (SCDOT). The total statewide donor amount is about $21,000,000 annually and is dispersed to the receiving counties accordingly.

Investment Interest – Interest earned by investments through Treasurer's Office until funds are expended.

3) Manage Expenditures of C Fund through an Annual Infrastructure Improvement Program

1. Personnel & Operating (121100) - A full time C Fund Project Manager oversees day to day operations of the County's C Fund Program including: correspondence between engineering consulting firms, contractors, SCDOT, the general public, etc.; design, bidding, construction management and program management, etc. Engineering Associate III's assist in project management as well as execute the right of way process including: obtaining right of way and acquiring easements for the design and construction of projects. Additional professional services are acquired through the Lexington County "on call" engineering contract as needed.
2. Special Projects (121302) - $350,000 of annual revenues is set aside for special projects, such as SCDOT enhancement grant matches, sidewalks, economic development projects, school road projects, and similar municipal projects. As part of the $350,000 set aside, $250,000 annually is designated for municipal project requests. Municipalities receive notification from the Public Works Department to submit project requests and, upon review, a recommendation is provided for the distribution of municipal funds. All recommendations are subject to CTC approval.
3. Subdivision Bond Supplements (121303) - These funds are programmed as needed and used to supplement funds obtained from a surety bond related to subdivision road and drainage construction.
4. Dirt To Pave Program (121304) - $1,000,000 of annual revenues is set aside for the paving of existing dirt roads as approved by the County Transportation Committee (CTC). The CTC approves these projects based on a recommendation provided by the Public Works Department, which includes a ranked and prioritized list of petitioned county maintained roads.
5. Drainage Projects (121305) - $250,000 is set aside to fund storm drainage improvements directly related to public roads and transportation.
6. SCDOT 33% Fund (121306) - These funds are set aside to meet the C Fund requirement that 33% of the annual proportionment (non donor funds) are expended on the state highway system. This requirement is based on a biennial average. These funds can also be expended through the State Match Program by providing matching funds to SCDOT projects when offered.
7. Pavement Maintenance Program (121307) - Approximately $2,000,000 of annual revenues is set aside for the maintenance associated with existing paved roads in an effort to protect the existing infrastructure and extend the life of the pavement; includes asphalt resurfacing, patching, full depth reclamation, curb repair, line striping, and surface treatments deemed necessary.

8. Road Maintenance Paving Projects (121308) - $200,000 is set aside for various maintenance paving projects described as high maintenance, limited scope, and/or not approved for paving from the petition list. Paving from this subsection is a maintenance activity that corrects drainage, provides stabilization, improves safety, or addresses other deficiencies on an existing dirt road.

Service Standards:
Complete Dirt Road Paving Projects According to the Paving Petitition List

Service Level Indicators:

CURRENT RANK	Top 25 C Fund Project Road Names	COUNCIL DISTRICT	STATUS
1	BITTERNUT CT - From Irvin Jumper St to Silver Oak Ln	1	Completed 2011
2	WINDYWOOD RD, #1 - From Calks Ferry Rd to Ben Franklin Rd	2	Completed 2015
3	JIM SPENCE RD - From SC 6 to SC 302	1	Completed 2013
4	FOX BRANCH RD - From Calks Ferry Rd to Smith Pond Rd	3	Completed 2012
5	D.E. CLARK RD - From US 178 to Water Tank Rd	1	Completed 2016
6	FIRST CREEK RD - From Busbee Rd to Dead End	9	Completed 2013
7	BUB SHUMPERT RD - From Hartley Quarter Rd to SC Rt. 302	1	Design is 95% complete - ROW to be obtained
8	HARVESTVIEW RD - From East Boundary St to John Lindler Rd	6	Completed 2016
9	WATER TANK RD, #1&#3 - From D.E. Clark Rd to Harvey Berry Rd	1	Completed 2017
10	PHAETON DR - From US 321 to Leland Dr	1	Design is 95% complete - ROW to be obtained
11	RUTH VISTA RD - From Sherwood Rd to Pepper Rd	5	Completed 2021
12	A.C. BOUKNIGHT RD - From Existing Pavement To Crout Pond Way	2	Project dropped - utility conflicts
13	BUB SHUMPERT RD - From Hartley Quarter Rd to US 178	1	Construction anticipated in 2022
14	COOL WATER CT - From Ridge Rd to Dead End	2	Completed 2014
15	HARVESTVIEW RD - From Crooked Creek Rd to John Lindler Rd	6	Completed 2016
16	ALICE DR, #1 - From US 321 to Pound Rd	9	Design is 95% complete - ROW to be obtained
17	OLD CHARLESTON RD, #2 - From Pond Branch Rd to Calks Ferry	2	Completed 2021
18	HOLLY TREE ST - From Emanuel Church Rd to Dead End	4	Completed 2014
19	PINE PLAIN RD, #5 - From Redmond Mill Rd to SC 6	1	Completed 2021
20	GOLDEN JUBILEE RD - From/To Existing Pavement	2	Completed 2015
21	CHERRY LN, #1 - From Misty Cir to Belle Lindler Rd	2	Completed 2012
22	ROLAND DR - From Old Barnwell Rd to Dead End	5	Completed 2014
23	JOHNS CREEK RD - From Wessinger Rd to Mallard Dr	6	Completed 2019
24	FOREMOST DR - From Nazareth Rd to Freida Rd	5	Completed 2017
25	BACKMAN AVE - From Platt Springs Rd to Central St	5	Completed 2021

SECTION VI. - LINE ITEM NARRATIVES

SECTION VI.B. - LISTING OF POSITIONS

Current Staffing Level:

Job Title	Full-time equivalent General Fund	Grade
C Fund Project Manager	1	213
Engineering Associate III	1	114
Engineering Associate II	1	112
Total Positions	3	

NOTE: Positions are shown here and in 1000-121100 and charge to both accounts.

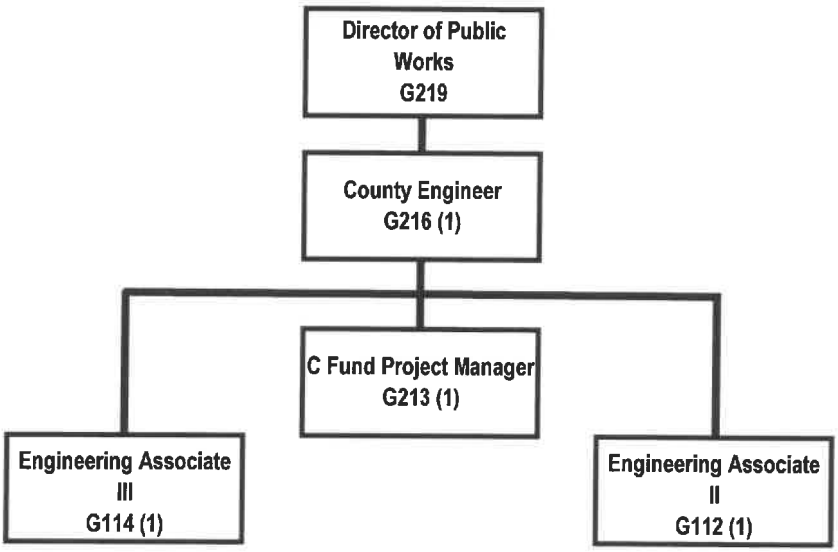

SECTION VI.C. - OPERATING LINE ITEM NARRATIVES

520200 – CONTRACTED SERVICES **$3,000**

Contracted services for the preparation and review of the Lexington CTC annual C Fund Report and annual Set-Aside (DBE) Report.

SECTION VI.D. - CAPITAL LINE ITEM NARRATIVES

CAPITAL REQUEST

NOTE: All Capital Items for Fund 2700 are included under 1000-121100 - Admin/Engineering.

SECTION I

COUNTY OF LEXINGTON
COUNTYWIDE STORMWATER CONSORTIUM
Annual Budget
Fiscal Year 2022-2023 Estimated Revenue

Object Code	Revenue Account Title	Actual 2018-2019	Actual 2019-2020	Anticipated 2020-2021	Requested 2022-2023	Recommend 2022-2023	Approved 2022-2023
	*** PW - Lex Cty Stormwater Consortium/MS4 2720:**						
	Revenues:						
452151	MS4 Municipal Portions	24,150	16,905	24,150	17,500		
801000	Op Trn from General Fund/Cty Ord.	25,850	18,095	25,850	25,850		
	**** Total Revenue**	50,000	35,000	50,000	43,350	0	0
	*****Total Appropriation**				**48,902**	0	0
	FUND BALANCE Beginning of Year				3,856	0	0
	FUND BALANCE - Projected End of Year				~~9,408~~	0	0
					(1,696)		

SECTION II

COUNTY OF LEXINGTON
Proposed Revenues
Fines, Fees, and Other
Budget FY - 2022-2023

Fund #: 2720 Fund Name: Lex Co Stormwater Consortium /MS4

Organ. #: 101611 Organ. Name: Lexington Countywide Stormwater Consortium

Revenue Code	Fee Title	Actual Fees 2019- 2020	Actual Fees 2020-2021	12/31/2020 Year-to-Date 2021-2022	Anticipated Fiscal Year Total 2021-2022	Budget: Units of Service	Budget: Current Fee	Budget: Current Total Estimated Fees 2022-2023	Budget: Proposed Fee Change	Budget: Total Proposed Estimated Fees 2022-2023
452151	MS4 Municipal Portion	24,150	16,905	0	24,150			$17,500		$17,500

SECTION III

COUNTY OF LEXINGTON
GENERAL FUND
Annual Budget
Fiscal Year - 2022-2023

Fund: 2720
Division: Community Development
Organization: 101611 - Lexington Countywide Stormwater Consortium

Object Code	Expenditure Classification	2020-2021 Expenditure	2021-2022 Expend. (Dec)	2021-2022 Amended (Dec)	2022-2023 Requested	*BUDGET* 2022-2023 Recommend	2022-2023 Approved
	Personnel						
510100	Salaries & Wages - 0						
510300	Part Time - 1 (FTE .5)	9,730	5,109	16,087	16,087		
511112	FICA Cost	746	393	1,231	1,231		
511113	State Retirement	1,377	766	2,664	2,825		
511130	Workers Compensation	30	16	50	53		
	*** Total Personnel**	**11,883**	**6,284**	**20,032**	**20,196**		
	Operating Expenses						
520200	Contracted Services	15,000	0	30,031	15,000		
520400	Advertising	167	167	7,443	3,500		
520702	Technical Currency & Support	283	0	416	380		
521000	Office Supplies	216	0	691	0		
521100	Duplicating	0	4	1,012	0		
521200	Operating Supplies	3,951	114	26,774	0		
524201	General Tort Liability Insurance	19	19	24	36		
524202	Surety Bonds	0	0	0	0		
525000	Telephone	241	120	293	270		
525041	Email Service Charges - 1	0	32	286	145		
525100	Postage	0	0	125	0		
525210	Conference & Meeting Expenses	220	395	780	425		
525230	Subscriptions, Dues, & Books	0	0	500	250		
525250	Motor Pool Reimbursement	0	0	769	0		
525600	Uniforms & Clothing	0	0	377	200		
529903	Contingency	0	0	17,538	0		
	*** Total Operating**	**20,097**	**851**	**87,059**	**20,206**		
	**** Total Personnel & Operating**	**31,980**	**7,135**	**107,091**	**40,402**		

COUNTY OF LEXINGTON
GENERAL FUND
Annual Budget
Fiscal Year 2022-2023

Fund: 2720
Division: Community Development/Land Development
Organization: 101611 - Lexington Countywide Stormwater Consortium

Object Code	Expenditure Classification	2020-2021 Expenditure	2021-2022 Expend. (Dec)	2021-2022 Amended (Dec)	2022-2023 Requested	*BUDGET* 2022-2023 Recommend	2022-2023 Approved
	Capital						
540000	Small Tools & Minor Equipment	0	0	2,000	500		
540010	Minor Software	0	0	0	0		
	All Other Equipment			10,150	8,000		
	**** Total Capital**				**8,500**		
	***** Total Budget Appropriation**	**31,980**	**7,135**	**107,091**	**48,902**		

SECTION IV

COUNTY OF LEXINGTON
Capital Item Summary
Fiscal Year 2022-2023

Fund #	2720	Fund Title:	GENERAL	
Organization #	101611	Organization Title:	Stormwater Consortium	***BUDGET***
Program #	100	Program Title:		2022-2023
				Requested

Qty	Item Description	Amount
	Small Tools and Minor Equipment	500
	Minor Software	0
	MUNICIPAL SEPARATE STORM SEWER SYSTEM (MS4) TRACKING SOFTWARE	8,000
	**** Total Capital (Transfer Total to Section III)**	**8,500**

SECTION V - PROGRAM OVERVIEW

Lexington Countywide Stormwater Consortium (LCSC) Minimum Control Measures 1 and 2

The staff of the Land Development Division within Community Development Department implements the NPDES (Natio Discharge Elimination System) Phase II program which is a USEPA/SCDHEC unfunded mandate. Our first permit for Phase II program went into effect December 1, 2007; we are currently working under an expired permit as of December new application has been submitted by Lexington County waiting for reissuance by DHEC. Lexington County : municipalities with several components of their NPDES Phase II program under the purview of the Lexington Countywid Consortium. Two of the permit requirements, Minimum Measure 1 (Public Education and Outreach) and Minimum Meas Involvement/Participation), are implemented through shared funds which includes employing a part-time Public Outrea From the creation of the consortirum it was agreed to pay a consultant $50,000 for MM1 and MM2. The Consortium decid a consultant several years ago and continued contributing $50,000 and do the work among the members of the consortium.

Staffing Level

Personnel		Grade
1 Part Time Position	without insurance	105

SECTION VI. – LINE ITEM NARRATIVES

SECTION VIA - LISTING OF REVENUES

Explanation of Revenue Code 452151 MS4 Municipality Portion

Lexington County currently assists seven (7) municipalities with their MS4 program with the understanding that each mun: into the cost to hire a part time employee, Outreach Assistance, to administer public education and outreach, involvement/participation to maintain compliance with permit requirements. Each municipality pays a portion of the cost by the population of each municipality based on the 2020 census. Lexington County portion 65.0% with the 7 municip: the other 35.0%. The following is a breakdown of the revenue reimbursed by the municipalities:

Lexington County	$50,000	x	0.65	=	$32,500	
(7) Municipalities	$50,000	x	0.35	=	$17,500	Revenue from Muncipalities
					$50,000	

SECTION VI.B. – LISTING OF POSITIONS

One part time position without insurance

Job Title	Positions	General Fund	Other Fund	Total
Outreach Assistant Part Time Position	1	1		1
Total Positions	**1**	**1**	**0**	**1**

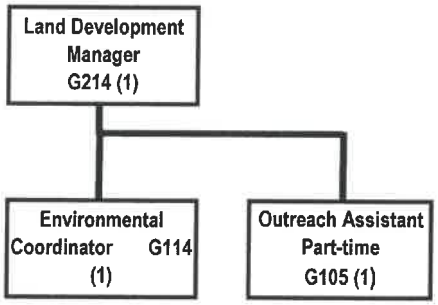

FUND 2720
COMMUNITY DEVELOPMENT (101611) LAND DEVELOPMENT
FY2020-21 BUDGET REQUEST
22-23

SECTION VI.C – OPERATING LINE ITEM NARRATIVES

520200 - CONTRACTED SERVICES $15,000

Household Hazardous Waste Event Cost shared with Solid Waste Department. Lexington County Stormwater Consortium Solid Waste to conduct two Household Hazardous Waste events per year. Residents are allowed to bring in hazardou electronics to these events to be recycled. The Solid Waste Department contracts vendors to handle these wastes that can't dropped off at collection centers or the landfill.

Cost shared for events with Solid Waste Department total of $15,000

520400 - ADVERTISING $3,500

Update the Consortium Website to be more user friendly and provide more educational opportunities.

520702 – TECHNICAL CURRENCY & SUPPORT $380

Software to support MS4 permit requirements including (7) muncipalities.

1 AGOL User @ 380 = $380

521000 - OFFICE SUPPLIES $0

Supplies for MMI and MMII of permit requirement. Additonal expeditures covered by remaining 2021-2022 budget

521100 - DUPLICATING $0

Cost for duplication of documents. Additonal expeditures to be covered by remaining 2021-2022 budget

521200 - OPERATING SUPPLIES $0

Operating supplies for educational component of the NPDES permit. Additonal expeditures to be covered by remaining 20

524201 - GENERAL TORT LIABILITY INSURANCE $36

5% over 2021 expediture 1.50 @ 24 = 36

524202 - SURETY BONDS $0

525000 – TELEPHONE $270

Basic service charges on 1 land lines

1 land lines each @	$20.00	per month for 12 months =	$240.00
1 voice mails each @	$2.25	per month for 12 months =	$27.00
		Total =	$267.00

525041 – EMAIL SERVICE CHARGES $145

LCSWC has 1 email account @ $12.00 per month for 12 months = $143.00

525100 - POSTAGE $0

Anticipated postage costs. Expeditures to be covered by remaining 2021-2022 budget.

525210 - CONFERENCE & MEETING EXPENSES $425

Cost to attend educational outreach seminars/workshop,conferences to include any training needed for program development.

1	Training/Conference EEASC	@ $150	=	$150
1	Post Construction SW Inspector Cert	@ $275	=	$275
				$425

525230 - SUBSCRIPTIONS, DUES, & BOOKS $250

Anticipated costs for memebership/dues/materials needed to keep recent on new program requirements.

1	Membership EEASC @	$75 =	$75
1	Membership SCASM @	$175 =	$175
			$250

FUND 2720
COMMUNITY DEVELOPMENT (101611) LAND DEVELOPMENT
FY2020-21 BUDGET REQUEST
22-23

525250 – MOTOR POOL REIMBURSEMENT $0

Estimate of miles to be driven by one (1) Outreach Assistant and the Environmental Coordinator. Expeditures to be covered by remaining 2021-2022 budget.

525600 - UNIFORMS & CLOTHING $200

Clothing (with County seals) to identify employee to citizens, contractors, engineers and developers.

SECTION VI.D. – CAPITAL LINE ITEM NARRATIVES

CAPITAL REQUEST

540000 – SMALL TOOLS & MINOR EQUIPMENT $500

New and Replacement tool for Public Outreach and Education Workshops

540010 – MINOR SOFTWARE $0

MUNICIPAL SEPARATE STORM SEWER SYSTEM (MS4) TRACKING SOFTWARE 1 @ 8,000 $8,000

Program audit indicated need for tracking software for all data to be in one central location not on County drive

Equipment Justification
Communications Equipment

COUNTY OF LEXINGTON
CAMPUS PARKING FUND
Annual Budget
FY 2022-23 - Estimated Revenue

Object Code	Revenue Account Title	Actual 2020-21	Received Thru Nov 2021-22	Amended Budget Thru Nov 2021-22	Projected Revenues Thru Jun 2021-22	Requested 2022-23	Recommend 2022-23	Approved 2022-23
	***Campus Parking Fund 2920:**							
	Revenues:							
430600	Employee Parking Fees	14,910	5,538	15,177	15,177	15,177		
430601	Public Parking Fees	2,144	958	720	720	720		
	Other Revenues:							
461000	Investment Interest	119	27	2,000	2,000	2,000		
	**** Total Revenue**	17,173	6,523	17,897	17,897	17,897		
	*****Total Appropriation**				83,500	83,500		
	Contingency:							
	Unused				70,000			
	FUND BALANCE							
	Beginning of Year				86,853	91,250		
	FUND BALANCE - Projected							
	End of Year				~~21~~,250 9	25,647		

COUNTY OF LEXINGTON
CAMPUS PARKING FUND
Annual Budget
Fiscal Year - 2022-23

Fund 2920
Organization: 101500 - Human Resource
Organization: 111300 - Building Services
Organization: 999900 - Non-departmental

Object Code	Expenditure Classification	2020-21 Expend	2021-22 Expend (Dec)	2021-22 Amended (Dec)	2022-23 Requested	*BUDGET* 2022-23 Recommend	2022-23 Approved
	Operating Expenses (Organization - 101500)						
	*** Total Operating (101500)**	**0**	**0**	**0**	**0**		
	Personnel (Organization - 111300)						
510100	Salaries & Wages	802	0	0	0		
510300	Part Time	201	0	0	0		
511112	FICA - Employer's Portion	71	0	0	0		
511113	SCRS - Employer's Portion	166	(10)	0	0		
511130	Workers Compensation - Employer Cost	61	0	0	0		
	*** Total Personnel (111300)**	**1,301**	**(10)**	**0**	**0**		
	Operating Expenses (Organization - 111300)						
522000	Building Repairs & Maintenance	0	0	10,000	10,000		
	*** Total Operating (111300)**	**0**	**0**	**10,000**	**10,000**		
	**** Total Personnel & Operating**	**1,301**	**(10)**	**10,000**	**10,000**		
	Capital: (Organization - 111300)						
5AG251	(2) Security Drop Arms	0	0	3,500	3,500		
5AJ545	Judical Parking Lot Renovations	0	0	0	0		
	**** Total Capital (111300)**	**0**	**0**	**3,500**	**3,500**		
	Capital: (Organization - 999900)						
549904	Capital Contingency	0	0	70,000	70,000		
	**** Total Capital (999900)**	**0**	**0**	**70,000**	**70,000**		
	***** Total Budget Appropriation**	**1,301**	**(10)**	**83,500**	83,500		

COUNTY OF LEXINGTON
HUMAN RESOURCES / EMPLOYEE COMMITTEE
Annual Budget
Fiscal Year - 2022-23

Object Code	Revenue Account Title	Actual 2020-21	Received Thru Nov 2021-22	Amended Budget Thru Nov 2021-22	Projected Revenues Thru Jun 2021-22	Requested 2022-23	Recommend 2022-23	Approved 2022-23
	***Human Resources/Employee Committee 2930:**							
	Revenues:							
438300	Vending Machine Sales	2,357	1,137	3,400	3,400	3,400		
439900	Misc Fees, Permits, and Sales	134	45	150	150	150		
	Other Revenues:							
461000	Investment Interest	0	1	8	8	8		
	**** Total Revenue**	2,491	1,183	3,558	3,558	3,558		
	*****Total Appropriation**				3,558	3,558		
	Contingency: Unused							
	FUND BALANCE Beginning of Year				6,122	6,122		
	FUND BALANCE - Projected End of Year				6,122	6,122		

Fund 2930
Division: General Administrative
Organization: 101500 - Human Resources

Object Code	Expenditure Classification	2020-21 Expend	2021-22 Expend (Dec)	2021-22 Amended (Dec)	BUDGET 2022-23 Requested	BUDGET 2022-23 Recommend	BUDGET 2022-23 Approved
	Personnel						
	*** Total Personnel**	**0**	**0**	**0**	**0**		
	Operating Expenses						
539900	Unclassified	1,096	0	3,558	3,558		
	*** Total Operating**	**1,096**	**0**	**3,558**	**3,558**		
	**** Total Personnel & Operating**	**1,096**	**0**	**3,558**	**3,558**		
	Capital						
	**** Total Capital**	**0**	**0**	**0**	**0**		
	***** Total Budget Appropriation**	**1,096**	**0**	**3,558**	3,558		

COUNTY OF LEXINGTON
DELINQUENT TAX COLLECTIONS
Annual Budget
FY 2022-23 Estimated Revenue

Object Code	Revenue Account Title	Actual 2020-21	Received Thru Nov 2021-22	Amended Budget Thru Nov 2021-22	Projected Revenues Thru Jun 2021-22	Requested 2022-23	Recommend 2022-23	Approved 2022-23
	***Treasurer / Delinquent Tax Collections 2950:**							
	Revenues:							
416000	Delinquent Tax Costs	872,880	295,590	805,000	805,000	800,000		
439900	Misc Fees, Permits, and Sales	1,475	280	15,000	15,000	10,000		
450000	Rental Income	0	0	1,500	1,500	1,000		
461000	Investment Interest	992	198	2,000	2,000	1,000		
461020	Delinquent Tax Account Interest	0	0	0	0	0		
469900	Miscellaneous Revenues	0	0	0	0	0		
	**** Total Revenue**	875,347	296,068	823,500	823,500	812,000		
	*****Total Appropriation**				1,157,622	966,187		
	Contingency:							
	Unused				(200,000)			
	Frozen Position: Tax Clerk II - Bd. 106				(46,598)			
	FUND BALANCE							
	Beginning of Year				512,219	424,695		
	FUND BALANCE - Projected							
	End of Year				424,695	270,508		

COUNTY OF LEXINGTON
DELINQUENT TAX COLLECTIONS
Annual Budget
Fiscal Year - 2022-23

Fund: 2950
Division: General Administration
Organization: 101700 Treasurer

Object Code	Expenditure Classification	2020-21 Expend	2021-22 Expend (Dec)	2021-22 Amended (Dec)	2022-23 Requested	BUDGET 2022-23 Recommend	2022-23 Approved
	Personnel						
510100	Salaries & Wages - 8.2	288,896	144,584	332,481	329,484		
510200	Overtime	982	1,172	6,000	6,000		
511112	FICA - Employer's Portion	20,891	10,625	25,435	25,664		
511113	State Retirement - Employer's Portion	42,920	21,637	55,059	62,266		
511120	Employee Insurance - 8.2	63,960	31,980	63,960	63,960		
511130	Workers Compensation	1,688	844	1,804	1,804		
	*** Total Personnel**	**419,337**	**210,842**	**484,739**	**489,178**		
	Operating Expenses						
520200	Contracted Services	78,344	54,249	95,100	100,100		
520244	Moving Services - Buildings	0	0	2,000	2,000		
520300	Professional Services	8,580	0	12,400	12,400		
520400	Advertising & Publicity	41,234	17,700	56,000	51,000		
520500	Legal Services	140,000	51,750	140,000	140,000		
520700	Technical Services	0	0	34,500	0		
520702	Technical Currency & Support	0	0	74,741	0		
521000	Office Supplies	3,648	1,714	6,000	6,000		
521100	Duplicating	580	245	1,200	1,200		
522200	Small Equipment Repairs & Maint	0	0	300	300		
524000	Building Insurance	168	168	173	182		
524001	Burglary Insurance	0	0	121	127		
524201	General Tort Liability Insurance	300	300	277	291		
524202	Surety Bonds - 2	0	0	0	0		
525000	Telephone	1,484	742	1,528	1,528		
525004	WAN Service Charges	68	34	75	75		
525041	E-mail Service Charges - 7	796	322	903	903		
525100	Postage	111,296	23,543	145,000	145,000		
525210	Conference, Meeting & Training Expense	1,694	0	4,890	4,665		
525230	Subscriptions, Dues, & Books	273	310	900	900		
525250	Motor Pool Reimbursement	7	0	450	450		
525300	Utilities	4,852	1,788	6,274	6,588		
526900	DMV Title & License Fee	0	0	100	100		
529900	Miscellaneous Operating Expense	0	0	100	100		
529903	Contingency	0	0	82,000			
	*** Total Operating**	**393,324**	**152,865**	**665,032**	**473,909**		
	**** Total Personnel & Operating**	**812,661**	**363,707**	**1,149,771**	**963,087**		
	Capital						
540000	Small Tools & Minor Equipment	272	0	1,000	3,100		
540010	Minor Software	3,403	0	0	0		
	All Other Equipment	0	2,429	6,851	0		
	**** Total Capital**	**3,675**	**2,429**	**7,851**	**3,100**		
	***** Total Budget Appropriation**	**816,336**	**366,136**	**1,157,622**	**966,187**		

SECTION IV

COUNTY OF LEXINGTON
Capital Item Summary
Fiscal Year 2022-23

Fund # 2950 Fund Title: DELINQUENT TAX
Organization # 101700 Organization Title: TREASURER
Program # 100 Program Title:

Qty	Item Description	*BUDGET* 2022-23 Requested Amount
540000	**Small Tools & Minor Equipment**	3,100
	** Total Capital (Transfer Total to Section III)	3,100

FUND 2950
DELINQUENT TAX DEPARTMENT (101700)
FY 2022-23 BUDGET REQUEST

SECTION VI. B. – PERSONNEL LINE ITEM NARRATIVES

LISTING OF POSITIONS

Current Staffing Level:

Job Title	Positions	Full Time Equivalent General Fund	Other Fund	Total	Grade
Deputy Tax Collector	1		1	1	210
Assist. Deputy Tax Collector	1		1	1	109
Tax Clerk I	2		2	2	104
Tax Clerk II	3	1 position frozen unfunded	3	3	106
Total Positions	7		7	7	

(SEE ORGANIZATION CHART ON NEXT PAGE)

Treasurer's Office
101700
Organizational Chart
Fiscal Year 2022-2023

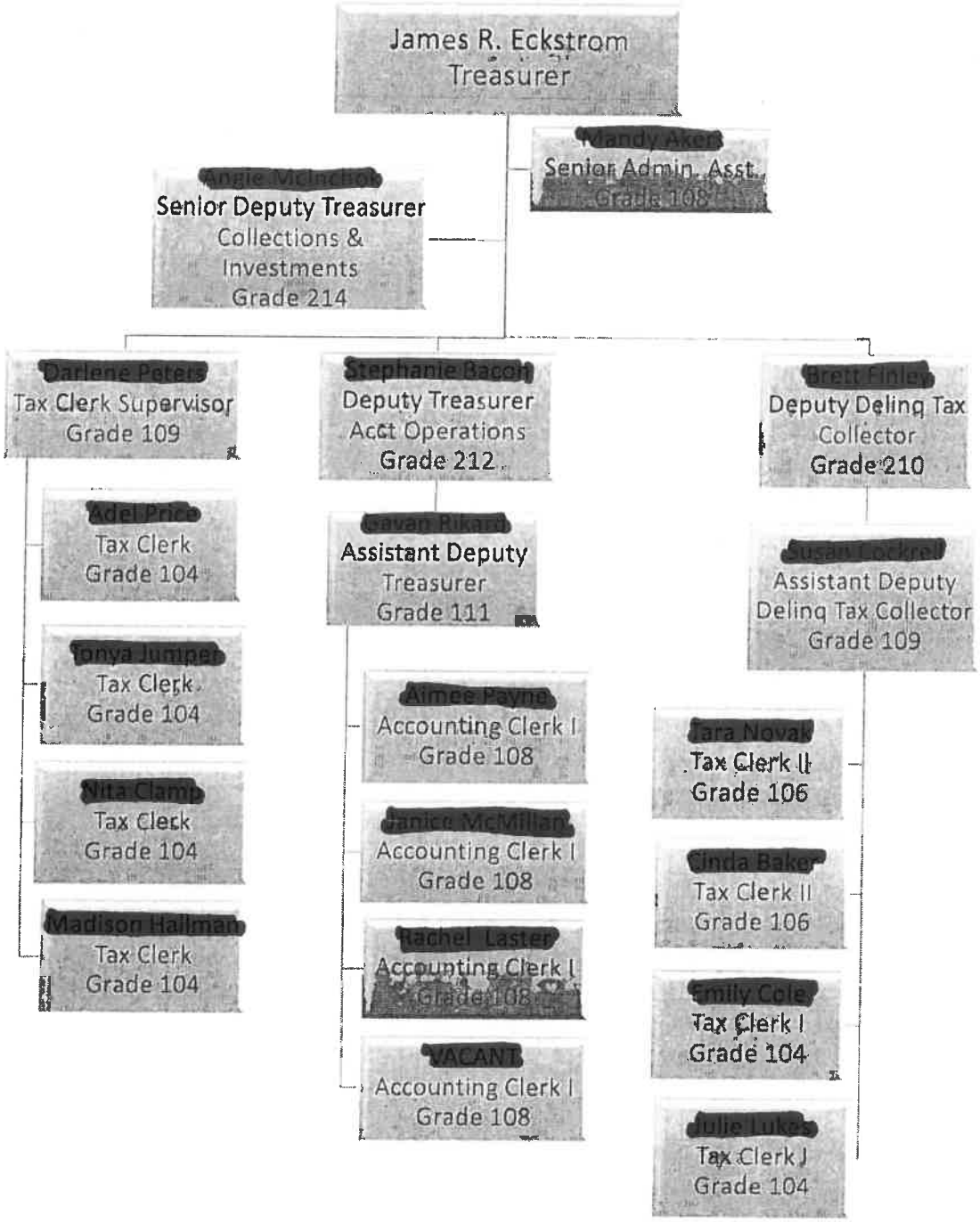

2/8/2022

FUND 2950
DELINQUENT TAX DEPARTMENT (101700)
FY 2022-23 BUDGET REQUEST

SECTION VI. C. - PERSONNEL LINE ITEM NARRATIVES

510200 - OVERTIME **$6,000**

This is for overtime worked by office staff during busy times and in preparation for tax sale.

FUND 2950
DELINQUENT TAX DEPARTMENT (101700)
FY 2022-23 BUDGET REQUEST

SECTION VI. C. - OPERATING LINE ITEM NARRATIVES

520200 - CONTRACTED SERVICES **$100,100**

SI Solutions	17,000.00
Pacer on line Bankruptcy Court	300.00
Accurint (online people search)	2,800.00
Palmetto Postings	80,000.00

520244 – MOVING SERVICES – BUILDINGS **$2,000**

Cover moving expenses of moving mobile homes acquired by the FLC

520300 - PROFESSIONAL SERVICES **$12,400**

Auctioneer fees	12,000.00
Definitely Taking Request	400.00
(Deaf interpreter for tax sale)	

520400 - ADVERTISING **$51,000**

Tax Sale	
Lexington County Publishing Network	50,000.00
FLC Advertising	1,000.00

520500 – LEGAL SERVICES **$140,000**

Attorney fees, title searches, deed preparation, & consultations

521000 - OFFICE SUPPLIES **$6,000**

To cover routine office supplies (paper, pencils, file folders, cash register tape and ribbons, toner cartridges, etc.)

521100 - DUPLICATING **$1,200**

This account is used for copier machine duplicating of correspondence to employees and customers, packet copies for lawyers, etc.

522200 - SMALL EQUIPMENT REPAIRS & MAINTENANCE **$300**

Repair of computers, printers, kard-veyer file and validators.

524000 - BUILDING INSURANCE **$182**

1,157 square footage of Treasurers office. Per Risk Management
Budgeted a 5% increase.

524001 - BURGLARY INSURANCE **$127**

1,157 square footage of Treasurers office. Per Risk Management
Budgeted a 5% increase

524201 - GENERAL TORT LIABILITY INSURANCE **$291**

Per Risk Management
Budgeted a 5% increase

524202 – SURETY BONDS **$00**

Per Risk Management

FUND 2950
DELINQUENT TAX DEPARTMENT (101700)
FY 2022-23 BUDGET REQUEST

525000 - TELEPHONE **$1,528**

This department currently has 8 phone lines and 4 voicemails.

525004 – WAN Service Charges **$75**

525041 E-MAIL SERVICE CHARGE **$903**

7 Accounts x $10.75 per Account x 12 Months = $903.00

525100 - POSTAGE **$145,000**

We are required by Statute to notify by certified mail, old and new owners with separate letters sent to each individual owner and each person listed on a deed; and certified letters to lienholders.

525210 - CONFERENCE & MEETING EXPENSE **$4,665**

SCATT Legislative Conference (3 employees)		$ 150.00
Meals for workers on overtime at tax sale		$ 300.00
SCATT Spring (Treasurer)		$ 800.00
SCATT Fall (Treasurer)		$ 800.00
TAPS Workshop	(3 employees)	$ 120.00
TAPS Meeting	(3 employees)	$ 120.00
SCATT Academy	(3 employees)	$ 675.00
GFOASC Spring Conference (2 employees)		$ 200.00
GFOASC Certification Program – Asst Deputy Treasurer (required for position)		$1,500.00

525230 - SUBSCRIPTIONS, DUES, & BOOKS **$900**

TAPS	3 employees	$ 90.00
SCACEE	1 employee	$ 75.00
SCATT	3 employees	$ 150.00
Lexington County Chronicle		$ 50.00
The State Newspaper		$ 280.00
Chapin Times		$ 30.00
Supplement to Title 12 Tax Book		$ 25.00
Misc.		$ 200.00

525250 - MOTOR POOL REIMBURSEMENT **$450**

775 Miles @ 58.5 Cents per mile

525300 - UTILITIES **$6,588**

1,157 square footage of Treasurers office.
Budgeted a 5% increase over Finance's FY22 estimated expenditure.

526900 – DMV TITLE & LICENSE FEES **$100**

FLC title transfers for sold mobile homes.

529900 – MISCELLANEOUS OPERATION EXPENSES **$100**

FLC operating expenses.

529903 - CONTINGENCY **$0**

Per Finance

FUND 2950
DELINQUENT TAX DEPARTMENT (101700)
FY 2022-23 BUDGET REQUEST

SECTION VI. D. - CAPITAL LINE ITEM NARRATIVES

CAPITAL REQUEST

540000 - SMALL TOOLS & MINOR EQUIPMENT **$3,100**

To cover costs for replacements of minor equipment and aging validators (est. cost $700/validator, 3 validators). The validators are constantly needing repairs and, per TS, the vendor is no longer servicing the validators we currently use.

ALL OTHER EQUIPMENT

(0) REPLACEMENTS OF FI PC'S AND PRINTERS **$0**

No recommended replacements per TS.

COUNTY OF LEXINGTON
GRANTS ADMINISTRATION
Annual Budget
FY 2022-23 Estimated Revenue

Object Code	Revenue Account Title	Actual 2020-21	Received Thru Nov 2021-22	Amended Budget Thru Nov 2021-22	Projected Revenues Thru Jun 2021-22	Requested 2022-23	Recommend 2022-23	Approved 2022-23
	***Finance / Grants Administration 2990:**							
	Revenues:							
461000	Investment Interest	12	0	10	10	10		
801000	Op Trn from General Fund/Cty Ord.	77,653	87,470	87,470	87,470	90,846		
	**** Total Revenue**	77,665	87,470	87,480	87,480	90,856		
	*****Total Appropriation**				89,793	92,760		
	Contingency:							
	Unused							
	Carryforward							
	FUND BALANCE							
	Beginning of Year				4,217	1,904		
	FUND BALANCE - Projected							
	End of Year				1,904	0		

COUNTY OF LEXINGTON
GRANTS ADMINISTRATION
Annual Budget
Fiscal Year - 2022-23

Fund: 2990
Division: General Administration
Organization: 101400 Finance

Object Code	Expenditure Classification	2020-21 Expend	2021-22 Expend (Dec)	2021-22 Amended (Dec)	2022-23 Requested	*BUDGET* 2022-23 Recommend	2022-23 Approved
	Personnel						
510100	Salaries & Wages - 1	62,012	30,887	61,774	63,318		
511112	FICA - Employer's Portion	4,725	2,360	4,726	4,844		
511113	State Retirement - Employer's Portion	9,141	4,585	10,230	11,752		
511120	Employee Insurance - 1	7,800	3,900	7,800	7,800		
511130	Workers Compensation	192	96	192	197		
	*** Total Personnel**	**83,870**	**41,828**	**84,722**	**87,911**		
	Operating Expenses						
521000	Office Supplies	346	118	450	600		
521100	Duplicating	164	75	450	450		
524201	General Tort Liability Insurance	33	0	35	35		
524202	Surety Bonds - 1	6	0	0	0		
525000	Telephone	241	120	241	241		
525041	E-mail Service Charge - 1	129	54	129	129		
525210	Conference, Meeting & Training Expense	140	913	1,494	2,895		
525230	Subscriptions, Dues, & Books	354	354	355	355		
525240	Personal Mileage Reimbursement	0	0	56	44		
529903	Contingency	0	0	0	0		
	*** Total Operating**	**1,413**	**1,634**	**3,210**	**4,749**		
	**** Total Personnel & Operating**	**85,283**	**43,462**	**87,932**	**92,660**		
	Capital						
540000	Small Tools & Minor Equipment	0	0	200	100		
540010	Minor Software	0	0	0	0		
	All Other Equipment	0	1,320	1,661	0		
	**** Total Capital**	**0**	**1,320**	**1,861**	**100**		
	***** Total Budget Appropriation**	**85,283**	**44,782**	**89,793**	**92,760**		

SECTION V. - PROGRAM OVERVIEW

Summary of Programs:

Program I - Administration
Program II -
Program III -

Program I: Administration

Objectives:
To achieve and maintain a high standard of accuracy, completeness, and timeliness regarding the County's grants and special revenue funds. To assist and advise County Council, County Administrator, other department heads and program managers on any grant or special revenue issues. To maintain the official grant records of the County. To develop and maintain county-wide systems and internal controls for the grants and special revenue funds. To provide a friendly and efficient service when gathering and processing information needed by other departments and the public.

Program II:

Objectives:

Program III:

Objectives:

SERVICE LEVELS

Service Level Indicators:

	Actual FY 2020-21	Estimated FY 2021-22	Projected FY 2022-23
Solicitor Grants	2	2	2
Solicitor Special Revenue	8	8	8
Law Enforcement Grants	10	10	10
LE Special Revenue	31	31	31
Public Safety Grants	3	3	4
PS Special Revenue	3	3	3
Other Grants	20	20	20
Other Special Revenue	46	48	50

SECTION VI. A. - SUMMARY OF REVENUES

461000 - INVESTMENT INTEREST **$ 10**

Interest is earned on the Fund Balance in the account.

801000 - OPERATING TRANSFER FROM GENERAL FUND **$ 90,846**

Transfer from the General Fund to help cover the operating costs of grant administration.

SECTION VI. B. - LISTING OF POSITIONS

Current Staffing Level:

	Full Time Equivalent			
Job TitlePositions	General Fund	Other Fund	Total	Grade
Manager	0.00	1.00	1.00	211
Total Positions	0.00	1.00	1.00	

SECTION VI. C. - OPERATING LINE ITEM NARRATIVES

521000 - OFFICE SUPPLIES **$ 600**

Funds are used to purchase special 4-part file folders for the grants and special revenue funds and other miscellaneous supplies as needed.

File folders (9 boxes @ $35.00 + tax)	$337.05
Toner Cartridge (1 @ $137.00)	$137.00
Paper for Printer (3 cases @ $27.80)	$83.40
Pens, pencils, & other office products	$12.55
Storage boxes	$30.00

521100 - DUPLICATING **$ 450**

Funds will be used to photocopy monthly reports, quarterly reports, and other documents related to grants and special revenue programs.

Copier Machine Usage cost ($0.03) x 15,000 copies $450.00

524201 - GENERAL TORT LIABILITY INSURANCE **$ 35**

To cover the cost of general tort liability insurance.

Manager of Grants 1.00 position $35

524202 – SURETY BONDS **$ 0**

To cover the cost of surety bonds.

Manager of Grants 1.00 position $0

525000 - TELEPHONE **$ 241**

To cover the cost of telephone service and voicemail.

Cost per line	$18.00
Voicemail Cost	$1.00
6% sales tax	$0.92
1% local tax	$0.15
	$20.07

Existing line $20.07 x 12 months $240.84

525041 – E-MAIL SERVICE CHARGES **$ 129**

To cover monthly e-mail services charges.

12 months x 1 e-mail account @ $10.75 = $129.00

525210 – CONFERENCE, MEETING & TRAINING EXPENSE **$ 2,895**

To cover the costs of attending the National and South Carolina GFOA conferences to keep up-to-date in the ever changing accounting field and reporting changes. There might also be the need to attend workshops, seminars or conferences to gain information on grants or special revenue programs.

Conference & Meetings:

GFOA (National Finance Officer Annual Conference)	$1,650
GFOASC Fall Conference in Myrtle Beach (October 2022)	$900
GFOASC Spring Conference in Columbia (May 2023)	$100
Other Training Sessions	$245

525230 - SUBSCRIPTIONS, DUES, & BOOKS **$ 355**

Funds are used for membership dues to the following professional organizations.

National GFOA annual membership	$230
GFOASC annual membership (1)	$125

525240 - PERSONAL MILEAGE REIMBURSEMENT **$ 44**

Mileage reimbursement required when using personal vehicles to travel to meetings, etc.

75 miles @ $0.585 = $43.88

SECTION VI. D. - CAPITAL LINE ITEM NARRATIVES

CAPITAL REQUEST

540000 - SMALL TOOLS & MINOR EQUIPMENT **$ 100**

Funds will be used to purchase minor equipment as needed.

COUNTY OF LEXINGTON

GENERAL FUND

Annual Budget

Fiscal Year - 2022-23

NEW PROGRAM

Fund: 1000
Division: General Administration
Organization: 101400 - Finance

Object Expenditure Code	Classification	Reclassifcations FROM (1) Grant Manager Band 211	Reclassifcations TO (1) Grant Manager Band 212	BUDGET 2022-23 Requested	BUDGET 2022-23 Recommend	BUDGET 2022-23 Approved
	Personnel					
510100	Salaries & Wages - 1	52,518	56,194	3,676		
511112	FICA Cost	4,017	4,299	282		
511113	State Retirement	9,222	9,867	645		
511120	Insurance Fund Contribution - 1	7,800	7,800	0		
511130	Workers Compensation	162	174	12		
	*** Total Personnel**	**73,719**	**78,334**	**4,615**	**0**	**0**
	Operating Expenses					
	*** Total Operating**			**0**		
	**** Total Personnel & Operating**			**4,615**	**0**	**0**
	Capital					
	**** Total Capital**			**0**	**0**	**0**
	***** Total Budget Appropriation**			**4,615**	**0**	**0**

SECTION V - PROGRAM OVERVIEW

Summary of Programs: Grants Manager – Pay Band Upgrade **$ 4,615**

The Grants Manager going from a pay band 211 to 212 will rightfully bring their compensation in line with their duties and responsibilities. The Grants Manager handles all the financial aspects of the financial side of grants and special revenue funds, prepares grant applications and awards to be sent to Council for approval and any federal reporting that is needed. With more federal funds being sent to the County, the duties of this position has increased. This position require a professional level of accounting knowledge, as well as knowledge of the federal grant processes, this is why we would like their pay bands to reflect this.

510100 – SALARIES	**$ 3,676**
511112 – FICA COST	**$ 282**
511113 – STATE RETIREMENT	**$ 645**
511120 – INSURANCE FUND CONTRIBUTION	**$ 0**
511130 – WORKERS COMPENSATION	**$ 12**

COUNTY OF LEXINGTON
PASS-THRU GRANTS
Annual Budget
Fiscal Year - 2022-23

Object Code	Revenue Account Title	Actual 2020-21	Received Thru Nov 2021-22	Amended Budget Thru Nov 2021-22	Projected Revenues Thru Jun 2021-22	Requested 2022-23	Recommend 2022-23	Approved 2022-23
	***Pass-Thru-Grants 2999:**							
	Revenues:							
452100	Town Recorders Fees	183,280	46,000	183,274	183,274	185,433		
461000	Investment Interest	166	40	0	0			
	**** Total Revenue**	183,446	46,040	183,274	183,274	185,433		
	*****Total Appropriation**				299,488	185,433		
	FUND BALANCE Beginning of Year				147,504	31,290		
	FUND BALANCE - Projected End of Year				31,290	31,290		

Fund: 2999
Organization: 142000 - Magistrate Court Services (Personnel Costs)
Organization: 999900 - Non-departmental (Special Projects)

Object Code	Expenditure Classification	2020-21 Expend	2021-22 Expend (Dec)	2021-22 Amended (Dec)	2022-23 Requested	*BUDGET* 2022-23 Recommend	2022-23 Approved
	Personnel: (Organization - 142000)						
510100	Salaries & Wages	143,388	71,685	143,371	143,371		
511112	FICA - Employer's Portion	10,781	5,440	10,968	10,968		
511114	PORS - Employer's Portion	1,826	373	27,585	30,452		
511130	Workers Compensation	1,995	758	1,350	642		
511214	PORS - Emplr. Port. (Retiree)	23,091	12,158	0	0		
	*** Total Personnel**	**181,081**	**90,414**	**183,274**	**185,433**		
	Operating Expenses: (Organization - 999900)						
5R0141	Cherokee Shores Phase I	0	0	3,090	0		
5R0142	Kaminer Subdivision	0	0	6,733	0		
5R0143	Woodland Pond Subdivision	0	0	6,780	0		
5R0144	Whispering Glen Subdivision	0	0	18,311	0		
5R0182	Buena Vista Subdivision	0	0	1,796	0		
5R0184	Park West, Phase I	0	0	30,072	0		
5R0185	Sweetgrass Courtyard	0	0	23,000	0		
5R0186	Wild Meadows, Phase I	0	0	26,432	0		
	*** Total Operating**	**0**	**0**	**116,214**	**0**		
	**** Total Personnel & Operating**	**181,081**	**90,414**	**299,488**	**185,433**		
	Capital						
	**** Total Capital**	**0**	**0**	**0**	**0**		
	***** Total Budget Appropriation**	**181,081**	**90,414**	**299,488**	**185,433**		

SECTION I

COUNTY OF LEXINGTON
GENERAL FUND
SUMMARY OF DEPARTMENTAL REVENUES
Annual Budget
FY 2022-23 Estimated Revenue

Fund: 5601
Division: 999900
Organization: 999

Object Code	Revenue Account Title	Actual 2019-20	Actual 2020-21	Anticipated 2021-22	Requested 2022-23	Recommend 2022-23	Approved 2022-23
	Revenues:						
450000	Redbank Rental Income	102,457	100,669	105,765	104,565		
	**** Total Revenue (Section II)**	102,457	100,669	105,765	104,565		
	***** Total Appropriation (Section III)**				104,565		

COUNTY OF LEXINGTON
RED BANK CROSSING RENTAL PROPERTIES
Annual Budget
Fiscal Year 2022-23

Fund: 5601
Division: Non-Departmental
Organization: 999900 - Non-Departmental

Object Code	Expenditure Classification	2020-21 Expend	2021-22 Expend (Dec)	2021-22 Amended (Dec)	BUDGET 2022-23 Requested	BUDGET 2022-23 Recommend	BUDGET 2022-23 Approved
	Personnel						
	*** Total Personnel**	**0**	**0**	**0**			
	Operating Expenses						
520103	Landscape/Ground Maintenance	19,307	7,993	19,370	20,825		
520230	Pest Control	0	0	0			
520231	Garbage Pickup Service	2,369	1,185	2,370	2,370		
520232	Parking Lot Sweeping	6,730	2,700	6,480	6,480		
520500	Legal Services	0	0	0			
522000	Building Repairs & Maintenance	92,652	204	1,500	2,000		
524000	Building Insurance	998	998	1,028	1,148		
525391	Util/Red Bank Crossing	0	0	0	0		
529903	Contingency	0	2,850	100,000	26,758		
530100	Depreciation	19,677	0	19,677	19,677		
538300	Retainage Payable Expense	(75,203)	0	0	0		
538500	Property Taxes	27,485	24,770	27,500	25,307		
	*** Total Operating**	**94,015**	**40,700**	**177,925**	**104,565**		
	**** Total Personnel & Operating**	**94,015**	**40,700**	**177,925**	**177,807**		
	Capital						
	Capital Clearing	(91,750)	0	0			
	All Other Equipment	91,750	0	67,918	0		
	**** Total Capital**	**0**	**0**	**67,918**	**0**		
	***** Total Expenses**	**94,015**	**40,700**	**245,843**	**104,565**		

SECTION II

COUNTY OF LEXINGTON
Proposed Revenues
Fines, Fees, and Other
Budget FY - 2022-2023

Fund #: 5601 Fund Name: Rental Properties-Redbank Crossing

Organ. #: 999900 Organ. Name: Non-Departmental

Revenue Code	Fee Title	Actual Fees FY 2019-20	Actual Fees FY 2020-21	12/31/2021 Year-to-Date FY 2021-22	Anticipated Fiscal Year Total FY 2021-22	Budget: Units of Service	Budget: Current Fee	Budget: Current Total Estimated Fees FY 2022-23	Budget: Proposed Fee Change	Budget: Total Proposed Estimated Fees FY 2022-23
5601-000000-450000										
	Rental Income	102,457	100,669	52,658	105,765			104,565		

SECTION V - PROGRAM OVERVIEW

Summary of Programs:

Program I – Red Bank Crossing / Rental Property

Objectives:

- Collect rent from seven (7) tenants
- House state agencies (DSS & H&HS), no rent received
- Keep building/property area clean and properly maintained
- Provide prompt and friendly customer service to all the tenants

Program I: Red Bank Crossing /Rental Property

Property, formerly a Winn-Dixie store and eight (8) additional store front spaces, were purchased in December 2007 for the purpose of having additional office space and to maintain the lease agreements with current tenants. The former Winn Dixie and CVS tenant spaces were renovated to provide space for the two (2) state agencies. Operations in this renovated space began in June 2010 and were completed in July 2011.

SECTION VI. - LINE ITEM NARRATIVES

SECTION VI. A. - LISTING OF REVENUES

450000 – RENTAL INCOME **$104,565**

This is the rent paid by tenants in the seven (7) spaces available at Red Bank Crossing on a monthly basis.

Ivy League Barber & Beauty	12 months @ $1,800.00 = $21,600.00
Palmetto Kempo Karate	12 months @ $1,700.00 = $20,400.00
Defender Shooting/Tego Tactical	12 months @ $1,025.00 = $12,300.00
Cut-N-Up Hair Salon	12 months @ $ 825.00 = $ 9,900.00
Palmetto Café	12 months @ $1,025.00 = $12,300.00
State Farm Insurance	12 months @ $1,100.00 = $12,000.00
MBAJ Architecture	12 months @ $1,338.75 = $16,065.00

Total annual rental income $ 104,565.00

SECTION VI. B. - OPERATING LINE ITEM NARRATIVES

520103 – LANDSCAPING/GROUND MAINTENANCE **$20,865**

Landscaping, cutting grass, trim bushes, edging curbs, sign posts, herbicide, pesticide, pick up trash on grounds and mulch application and removal on contract.

520231 - GARBAGE PICKUP SERVICE **$2,370**

Garbage pickup – one (1) eight cubic yard container and service three days per week
12 mos. x $197.45/month = $2,370.00

520232 – PARKING LOT SWEEPING **$6,480**

Parking lot sweeping: once a week at a cost of $540.00/month
12 mos. x $540.00/month = $6,480.00

520500 – LEGAL SERVICES **$0**

Legal fees from County Attorney costs

522000 – BUILDING REPAIRS & MAINTENANCE **$2,000**

Small repairs and maintenance of building

524000 - BUILDING INSURANCE **$1,148**

12 months coverage ($997.33 + 3% = $1,027.25)

525300 - UTILITIES **$0**

Covers electrical from SCE&G
Old Winn Dixie Building and CVS (Utilities paid by state agencies)
Parking lot lighting for 12 mos. @ $100.00/month = $1,200.00
Total SCE&G = **$1,200.00**

529903 - CONTINGENCY **$26,758**

Funds are used for unexpected expenses not budgeted.

538500 – PROPERTY TAXES **$25,307**

Funds are used for property taxes assessed on the rental space.
All units are being rented and assessed property taxes this year.
FY 19-20 expense $24,569.77 + 3% = $25,306.86

SOLID WASTE MANAGEMENT
Combined Annual Budget
Fiscal Year 2022-23

Fund: 5700
Division: Public Works

Summary Page	2020-21 Actual	2021-22 Actual (Dec)	2021-22 Amended (Dec)	2022-23 Requested	*BUDGET* 2022-23 Recommend	2022-23 Approved
Activity From Operations:						
Revenues:						
Property Taxes	11,022,894	1,434,537	11,366,205	11,401,489		
Landfill Revenue Fees	4,544,067	2,279,342	4,534,424	5,604,104		
Other Revenues	86,073	19,062	103,000	597,000		
Total Revenues	**15,653,034**	**3,732,941**	**16,003,629**	**17,602,593**		
Expenses:						
Total Personnel & Operating	12,867,318	4,703,892	14,645,055	15,812,667		
Depreciation	1,656,783	0	1,330,800	1,761,600		
Capital Outlay	31,327	204,806	7,815,943	2,595,534		
Operating Transfers	162,370	0	265,290	175,664		
Total Expenses	**14,717,798**	**4,908,698**	**24,057,088**	**20,345,465**		
Sub-Total	**935,237**	**(1,175,757)**	**(8,053,459)**	**(2,742,872)**		
Noncash Expenses:						
Depreciation: Add Back In	1,656,783	0	1,330,800	1,761,600		
Total Expenses (Cash Basis)	**13,061,015**	**4,908,698**	**22,726,288**	**18,583,865**		
Net Cash	**2,592,020**	**(1,175,757)**	**(6,722,659)**	**(981,272)**		
Income Calculation:						
Capital Outlay: Existing	31,327	204,806	7,815,943	2,595,534		
Total Expenses (Income Basis)	**14,686,471**	**4,703,892**	**16,241,145**	**17,749,931**		
Net Income (Loss)	**966,564**	**(970,951)**	**(237,516)**	**(147,338)**		
Contingency			835,969	0		
FUND BALANCE						
Beginning - Fund Balance - Cash			8,155,270	2,268,580		
FUND BALANCE						
End of Year - Projected - Cash			2,268,580	1,287,308		

COUNTY OF LEXINGTON
SOLID WASTE MANAGEMENT
Annual Budget
FY 2022-23 Estimated Revenues & Other Funding Sources

Fund: 5700 Division: Public Works Revenue Account Title	Actual Receipts 2013-14	Actual Receipts 2014-15	Actual Receipts 2015-16	Actual Receipts 2017-18	Actual Receipts 2018-19	Actual Receipts 2019-20	Actual Receipts 2020-21	Received Thru Nov 2021-22	Amended Budget Thru Nov 2021-22	Projected Revenue Thru Jun 2021-22	Requested 2022-23	Recommend 2022-23	Approved 2022-23
* Undesignated Revenues 5700 :													
Property Taxes:	8.217 Mills	8.217 Mills	8.177 Mills	7.877 Mills	7.877 Mills	7.877 Mills	7.877 Mills	7.544 Mills	7.544 Mills	7.544 Mills	7.544 Mills		
410000 Current Property Taxes	7,016,004	7,197,196	7,182,292	7,473,175	7,695,467	7,855,415	8,376,923	800,512	8,817,489	8,817,489	8,817,489		
410500 Homestead Exemption Reimburse.	338,191	346,993	346,849	359,480	370,362	380,435	372,425	0	360,000	360,000	370,000		
410520 Manufacturer's Exempt. Reimburse.	32,788	32,695	32,170	32,821	80,360	56,473	60,452	0	55,000	55,000	55,000		
410521 Manufacturer Partial Prop Tx Exempt	0	0	0	0	0	11,858	11,723	0	4,023	4,023	8,000		
410530 State Sales & Use Tax Credit	162,386	76,406	79,742	51,036	37,364	39,299	39,045	8,252	40,000	40,000	40,000		
410540 Lease Purchase Tax Credit	1	0	0	0	0	0	0	0	0	0	0		
411000 Current Vehicle Taxes	1,136,502	1,194,646	1,148,142	1,153,516	1,127,427	1,159,572	1,205,056	532,077	1,184,693	1,184,693	1,200,000		
412000 Current Tax Penalties	13,439	13,619	11,997	11,277	12,989	12,532	13,032	(12)	11,000	11,000	12,000		
413000 Delinquent Taxes	327,005	275,288	258,376	263,048	289,523	301,772	301,366	67,741	280,000	280,000	280,000		
414000 Delinquent Tax Penalties	45,360	40,893	35,085	35,525	36,192	38,203	39,812	10,161	35,000	35,000	35,000		
417100 Fee in Lieu of Taxes	493,824	477,265	540,653	554,535	541,794	523,038	520,278	0	520,000	520,000	520,000		
417120 FILOT - Prior Year	20,220	0	0	2,567	0	0	347	0	0	0	0		
417130 FILOT - Manufacturer's Tax Exempt	21,146	20,477	22,090	23,372	27,616	37,939	40,441	0	30,000	30,000	35,000		
417150 FILOT - Fee for Services	4,166	3,304	3,183	3,661	3,183	3,183	3,378	0	3,000	3,000	3,000		
418000 Motor Carrier Payments	14,191	17,136	18,515	19,523	22,777	10,160	32,587	12,506	20,000	20,000	20,000		
418100 Heavy Equip Rental Surcharge Fees	0	0	0	0	10,313	5,025	6,029	3,300	6,000	6,000	6,000		
Total Property Taxes	**9,625,223**	**9,695,918**	**9,679,094**	**9,983,536**	**10,255,367**	**10,434,904**	**11,022,894**	**1,434,537**	**11,366,205**	**11,366,205**	**11,401,489**		
Landfill Revenue Sources:													
430850 Credit Report Fees	300	325	225	425	300	200	300	125	300	300	300		
434000 Landfill Fees	1,900,162	2,360,789	2,800,320	2,947,861	3,103,098	3,286,075	3,677,907	1,746,462	3,468,250	4,248,158	4,333,121		
434100 Landfill Permit Fees	2,570	2,860	3,965	3,870	4,565	2,790	5,195	2,655	3,465	6,350	6,400		
434200 Garbage Franchise Fees	119,476	125,823	136,395	145,064	152,641	148,259	163,413	87,374	162,518	162,518	179,911		
434400 Paper Recycling Fees	4,843	4,546	4,209	3,068	1,189	836	1,030	320	700	859	1,000		
434401 Battery Recycling Fees	15,948	16,162	18,590	15,406	15,008	15,704	20,642	8,198	16,000	18,050	20,000		
434402 Aluminum Recycling Fees	39,489	26,006	29,977	36,796	37,786	26,617	32,540	24,779	30,000	48,240	49,000		
434403 Plastic Recycling Fees	9,133	5,410	0	0	0	0	0	0	0	0	0		
434405 White Goods Recycling Fees	29,954	37,434	64,378	199,738	196,366	59,383	360,368	228,262	200,000	548,853	550,000		
434406 Waste Tire Fees	32,512	34,751	40,199	52,134	51,312	74,820	101,820	59,049	75,000	157,467	160,000		
434407 Textile Recycling Fees	2,067	1,747	480	642	256	0	48	0	0	0	0		
434408 Cardboard Recycling Fees	14,965	18,768	23,692	26,734	22,646	7,119	31,917	21,281	22,000	67,104	68,000		
434409 Glass Recycling Fees	5,509	6,587	7,536	7,455	5,602	8,294	6,528	2,209	7,500	4,570	5,000		
434411 Oil Filter Recycling Fees	2,896	691	750	2,300	1,211	300	1,072	2,619	1,200	4,490	4,500		
434414 Refrigerant Recycling Fees	3,765	6,255	8,820	9,420	11,250	14,850	23,310	10,530	15,000	23,685	24,000		
434416 Motor Oil Recycling Fees	45,839	5,341	0	0	0	0	4,038	7,765	0	18,791	37,582		
434417 Safety Vest Recycling Fees	25	90	100	65	85	68	66	3	80	28	30		
434419 Electronics Recycling Fees	1,665	1,956	9,098	9,114	6,657	7,680	7,032	3,204	7,200	6,513	6,600		
434420 Mattress Recycling Fees	0	21,715	19,262	12,043	14,637	16,544	22,980	9,650	20,000	23,280	27,160		
434421 Wood/Vegetative Compost Fee		0	0	0	0	0	0	24,259	410,211	69,969	77,500		
434422 Food Waste Compost Fee		0	0	0	0	0	0	0	40,000	2,500	54,000		
438800 Mulch Sales	2,710	2,624	3,266	5,533	17,437	29,804	24,820	8,260	20,000	15,662	0		
438801 Compost Sales	10,535	28,491	12,469	57,943	22,092	37,853	59,041	32,338	35,000	63,927	0		
Total Revenue Sources	**2,244,363**	**2,708,371**	**3,183,731**	**3,535,611**	**3,664,138**	**3,737,196**	**4,544,067**	**2,279,342**	**4,534,424**	**5,491,314**	**5,604,104**		
Other Revenues:													
450100 Ground Lease Agreement	10,800	12,000	12,000	12,000	12,000	12,000	12,000	5,000	12,000	12,000	12,000		
451201 FEMA Disaster Reimbursement	0	39,836	0	5,430	0	0	0	0	0	0	0		
451205 State Disaster Reimbursement	0	0	0	9,402	0	0	0	0	0	0	0		
461000 Investment Interest	43,341	97,850	120,031	206,221	425,177	255,267	55,108	12,722	56,000	31,028	32,000		
463200 Insurance Claims Reimbursement	912	2,555	0	3,265	795	0	0	0	0	0	0		
467000 Cash Over/Short	0	1	(20)	11	(19)	1	(36)	(98)	0	(98)	0		
469420 Sale of Land - SW	0	0	0	0	0	1,000	(1,000)	0	0	0	0		
469900 Miscellaneous Revenues	1,059	0	31,564	6,240	0	0	0	0	0	0	0		
490100 Sale of General Fixed Assets	0	0	0	0	30,400	17,266	0	1,438	35,000	86,464	553,000		
490200 Trade-in Allowance on FA	0	0	0	160,000	0	313,350	0	0	0	0	0		
490300 Gain on Sale of Fixed Assets		0	0	0	0	203,216	0	0	0	0	0		
491000 Contributed Capital		0	0	0	0	3,920	20,001	0	0	0	0		
590300 Loss on Disposal of Fixed Assets	0	0	(525,542)	0	(5,042)	(146,906)	(96,435)	(878)	0	(878)	0		
Total Other Revenue	**56,112**	**152,242**	**(361,967)**	**402,569**	**463,311**	**659,114**	**(10,362)**	**18,184**	**103,000**	**128,516**	**597,000**		
**** Total Undesignated Landfill Revenues**	**11,925,698**	**12,556,531**	**12,500,858**	**13,921,716**	**14,382,816**	**14,831,214**	**15,556,599**	**3,732,063**	**16,003,629**	**16,986,035**	**17,602,593**		

SECTION II
Proposed revenues – 5700
Budget Summary – FY 2022-2023

- 434420 Mattress Recycling Fee – Increase to the mattress recycling fee from $12 per mattress to $14 per mattress based on increased cost of mattress recycling contract.
- 434421 Wood/Vegetative Compost Fee – Increase to the Wood/Vegetative Compost fee based on the anticipated Contractor's compost processing fee – Wood/Vegetative Fee (C&D Landfill) from $23.00 to 25.00 per ton.
- 434422 Food Waste Compost Fee – Increase to the per ton fee from $20 per ton to $27 based on the Contractors processing fee for food waste composting.

SECTION II

COUNTY OF LEXINGTON
Proposed Revenues
Fines, Fees, and Other
Budget FY 2021-22

Fund #: 5700 Fund Name: Solid Waste Management

Organ. #: Organ. Name:

Revenue Code	Fee Title	Actual Fees FY 2019-20	Actual Fees FY 2020-21	12/31/2021 Year-to-Date FY 2021-22	Anticipated Fiscal Year Total FY 2021-22	Budget: Units of Service	Budget: Current Fee	Budget: Current Total Estimated Fees FY 2022-23	Budget: Proposed Fee Change	Budget: Total Proposed Estimated Fees FY 2022-23
434420	Mattress Recycling Fee	$ 16,544	$ 22,980	$ 11,450	$23,280	1,940	$12 per mattress	$23,280	$14 per Mattress	$27,160
434421	Wood/Vegetative Compost Fee	0	0	$ 35,313	$ 71,300	3,100	$23 per ton	$ 71,300	$25 per ton	$ 77,500
434422	Food Waste Compost Fee	0	0	0	$ 20,000	2000	$20 per ton	$ 40,000	$27 per ton	$ 54,000

COUNTY OF LEXINGTON
Combined Annual Budget - Enterprise Fund
Fiscal Year 2022-23

Fund 5700
Division: Public Works-Solid Waste
Organization: Solid Waste - All Departments

Object Expenditure Code	Classification	2021-22 Amended (Dec)	2022-23 Approved (Total)	*BUDGET* Admin.	Acctg. & Collections	Collection Stations	Landfill Operations	321 Landfill	Transfer Station	Recycling	Litter Control	Code Enforcement	Non-Departmental
	Personnel												
510100	Salaries & Wages	1,166,907	1,234,803	228,113	162,914	75,812	359,117	0	176,645	27,003	71,719	97,669	35,811
510199	Special Overtime	3,000	3,000	0	0	0	0	0	0	0	0	3,000	0
510200	Overtime	39,200	40,200	0	1,200	2,000	20,000	0	16,000	0	1,000	0	0
510300	Part Time	520,013	548,332	0	70,119	263,043	0	0	0	215,170	0	0	0
511112	FICA Cost	132,276	139,717	17,451	17,919	26,076	29,002	0	14,737	18,527	5,563	7,702	2,739
511113	State Retirement	271,846	319,912	42,338	43,474	63,263	70,364	0	35,755	44,948	13,497	0	6,273
511114	Police Retirement	17,321	21,810	0	0	0	0	0	0	0	0	21,382	428
511120	Insurance Fund Contribution	234,000	241,800	23,400	54,600	11,700	74,100	0	35,100	3,900	23,400	15,600	0
511130	Workers Compensation	97,370	111,499	4,885	723	21,219	32,044	0	16,530	22,819	7,461	3,484	2,334
519999	Personnel Contingency	45,247	0	0	0	0	0	0	0	0	0	0	0
	*** Total Personnel**	**2,527,180**	**2,661,072**	**316,187**	**350,949**	**463,113**	**584,627**	**0**	**294,767**	**332,367**	**122,640**	**148,837**	**47,585**
	Operating Expenses												
520100	Contracted Maintenance	365,110	300,161	0	0	615	244,197	0	55,349	0	0	0	0
520103	Landscaping/Ground Maintenance	1,000	5,000	0	0	5,000	0	0	0	0	0	0	0
520200	Contracted Services	8,553,983	9,798,824	58,776	498	2,150,874	497,775	79,000	6,827,210	182,771	0	1,920	0
520219	Water & Other Beverage Service	2,500	4,488	0	0	3,168	0	0	1,320	0	0	0	0
520233	Towing Service	1,265	2,825	75	0	390	1,000	0	0	880	290	190	0
520239	E-Waste Recycling	116,912	104,580	0	0	0	0	0	0	104,580	0	0	0
520300	Professional Services	280,485	289,780	0	525	635	92,725	187,260	8,635	0	0	0	0
520302	Drug Testing Services	575	2,491	0	0	150	1,276	0	815	250	0	0	0
520303	Accounting/Auditing Services	5,000	5,000	0	5,000	0	0	0	0	0	0	0	0
520305	Infectious Disease Services	4,848	5,757	303	606	1,515	1,212	0	606	606	909	0	0
520400	Advertising & Publicity	6,000	8,936	6,936	0	2,000	0	0	0	0	0	0	0
520500	Legal Services	5,000	5,000	5,000	0	0	0	0	0	0	0	0	0
520601	Landfill Monitoring - Batesburg	0	0	0	0	0	0	0	0	0	0	0	0
520602	Landfill Monitoring - Edmund	22,500	25,000	0	0	0	25,000	0	0	0	0	0	0
520603	Landfill Monitoring - Chapin	0	0	0	0	0	0	0	0	0	0	0	0
520620	EPA Cost	25,000	35,000	0	0	0	0	35,000	0	0	0	0	0
520702	Technical Currency & Support	16,369	16,861	14,861	1,800	0	0	0	0	0	0	200	0
520800	Outside Printing	1,164	2,064	2,064	0	0	0	0	0	0	0	0	0
521000	Office Supplies	4,250	6,568	2,300	2,818	400	300	0	500	250	0	0	0
521100	Duplicating	2,279	2,322	323	1,560	143	92	15	46	143	0	0	0
521200	Operating Supplies	194,945	272,692	3,600	3,703	24,640	230,104	0	2,945	4,200	3,000	500	0
521208	Police Supplies	500	800	0	0	0	0	0	0	0	0	800	0
521214	Safety Supplies	2,900	4,076	500	3,576	0	0	0	0	0	0	0	0
521220	Closure Operating Supplies	0	0	0	0	0	0	0	0	0	0	0	0
521402	Occupational Health Supplies	400	400	0	200	100	0	0	0	100	0	0	0
521601	Sign Materials	1,000	1,000	1,000	0	0	0	0	0	0	0	0	0
522000	Building Repairs & Maintenance	91,840	139,340	0	0	29,500	14,840	0	95,000	0	0	0	0
522050	Generator Repairs & Maintenance	1,659	3,317	0	0	0	3,317	0	0	0	0	0	0
522100	Heavy Equipment Repairs & Maintenance	254,400	399,150	0	0	35,200	166,920	0	194,530	2,500	0	0	0
522200	Small Equipment Repairs & Maintenance	16,400	37,300	0	0	800	6,500	0	0	30,000	0	0	0
522201	Fuel Site Repairs & Maintenance	1,000	5,200	0	0	0	5,200	0	0	0	0	0	0
522300	Vehicle Repairs & Maintenance	24,700	27,700	1,500	0	3,000	10,700	0	0	9,500	2,000	1,000	0

COUNTY OF LEXINGTON
Combined Annual Budget - Enterprise Fund
Fiscal Year 2022-23

Fund 5700
Division: Public Works-Solid Waste
Organization: Solid Waste - All Departments

Object Expenditure Code	Classification	2021-22 Amended (Dec)	2022-23 Approved (Total)	BUDGET Admin.	Acctg. & Collections	Collection Stations	Landfill Operations	321 Landfill	Transfer Station	Recycling	Litter Control	Code Enforcement	Non-Departmental
	Con't:												
523200	Equipment Rental	37,034	22,054	0	0	0	19,980	0	2,074	0	0	0	0
524000	Building Insurance	8,446	8,541	2,090	0	3,200	0	0	3,251	0	0	0	0
524100	Vehicle Insurance	11,070	10,455	615	0	1,230	4,920	0	0	1,845	615	1,230	0
524101	Comprehensive Insurance	67,335	52,828	0	0	544	45,010	0	5,309	1,268	185	512	0
524201	General Tort Liability Insurance	16,152	14,880	1,104	294	1,358	6,540	0	1,243	711	356	3,274	0
524202	Surety Bonds	0	494	30	70	126	95	0	45	78	30	20	0
524900	Data Processing Equipment Insurance	160	168	0	168	0	0	0	0	0	0	0	0
525000	Telephone	8,666	8,849	4,560	0	4,289	0	0	0	0	0	0	0
525004	WAN Service Charges	10,393	10,393	9,480	0	0	0	0	0	0	0	913	0
525006	GPS Monitoring Charges	5,291	4,884	204	0	407	3,255	0	0	814	204	0	0
525020	Pagers and Cell Phones	0	0	0	0	0	0	0	0	0	0	0	0
525021	Smart Phone Charges	7,058	7,176	2,304	768	1,296	0	0	648	0	0	2,160	0
525030	800 MHz Radio Service Charges	15,246	14,598	1,248	414	1,413	5,600	0	3,111	2,109	703	0	0
525031	800 MHz Radio Maintenance	1,221	1,653	80	150	149	775	0	269	120	110	0	0
525041	E-mail Service Charges	1,419	1,548	387	903	129	129	0	0	0	0	0	0
525100	Postage	9,600	14,306	13,418	888	0	0	0	0	0	0	0	0
525210	Conference, Meeting & Training Expenses	4,450	11,540	6,917	0	525	1,449	0	1,649	0	0	1,000	0
525230	Subscriptions, Dues, & Books	2,650	1,690	1,690	0	0	0	0	0	0	0	0	0
525240	Personal Mileage Reimbursement	1,700	2,704	2,304	300	100	0	0	0	0	0	0	0
525250	Motor Pool Reimbursement	150	300	300	0	0	0	0	0	0	0	0	0
525315	Utilities - Landfill (Cayce 321)	25,000	26,000	0	0	0	0	26,000	0	0	0	0	0
525317	Utilities - Landfill (Edmund)	46,816	49,600	9,600	0	0	17,500	0	22,500	0	0	0	0
525318	Utilities - Convenience Stations	88,200	90,600	0	0	90,600	0	0	0	0	0	0	0
525400	Gas, Fuel, & Oil	192,656	325,288	881	0	14,321	241,498	0	27,714	26,491	3,746	10,637	0
525405	Small Equipment Fuel	900	1,000	0	0	500	500	0	0	0	0	0	0
525600	Uniforms & Clothing	21,013	28,964	855	905	5,536	8,533	0	4,848	5,612	2,175	500	0
526500	Licenses & Permits	2,350	2,750	0	0	250	300	1,300	900	0	0	0	0
527040	Outside Personnel (Temporary)	701,243	734,200	0	0	734,200	0	0	0	0	0	0	0
529903	Contingency	566,871	50,000	0	0	0	0	0	0	0	0	0	50,000
529904	Capital Contingency	223,851	100,000	0	0	0	0	0	0	0	0	0	100,000
530100	Depreciation	1,330,800	1,761,600	1,300	1,600	430,000	750,000	2,300	475,000	78,000	6,400	17,000	0
534027	Keep America Beautiful Program	27,500	33,000	33,000	0	0	0	0	0	0	0	0	0
538000	Claims & Judgments (Litigation)	1,750	2,000	250	0	750	500	0	250	250	0	0	0
538500	Property Taxes	2,700	2,500	0	0	0	0	2,500	0	0	0	0	0
538600	SCDHEC - Administrative Order	5,000	5,000	0	0	0	5,000	0	0	0	0	0	0
	*** Total Operating**	**13,448,675**	**14,913,195**	**189,855**	**26,746**	**3,549,053**	**2,412,742**	**333,375**	**7,735,767**	**453,078**	**20,723**	**41,856**	**150,000**
	**** Total Personnel & Operating**	**15,975,855**	**17,574,267**	**506,042**	**377,695**	**4,012,166**	**2,997,369**	**333,375**	**8,030,534**	**785,445**	**143,363**	**190,693**	**197,585**
	Capital Items	7,815,943	2,595,534	800	5,395	424,438	2,067,698	0	49,514	46,689	500	500	0
	**** Total Capital**	**7,815,943**	**2,595,534**	**800**	**5,395**	**424,438**	**2,067,698**	**0**	**49,514**	**46,689**	**500**	**500**	**0**
815701	Op Trn to Solid Waste Post Closure	265,290	175,664	0	0	0	175,664	0	0	0	0	0	0
	*****Total Budget Appropriation**	**24,057,088**	**20,345,465**	**506,842**	**383,090**	**4,436,604**	**5,240,731**	**333,375**	**8,080,048**	**832,134**	**143,863**	**191,193**	**197,585**

COUNTY OF LEXINGTON
SOLID WASTE MANAGEMENT
Annual Budget
Fiscal Year 2022-23

Fund: 5700
Division: Public Works
Organization: 121201 - Solid Waste / Administration

Object Expenditure Code	Classification	2020-21 Expenses	2021-22 Expenses (Dec)	2021-22 Amended (Dec)	2022-23 Requested	*BUDGET* 2022-23 Recommend	2022-23 Approved
	Personnel						
510100	Salaries & Wages - 3	178,709	111,333	218,927	228,113		
511112	FICA Cost	12,809	8,159	16,748	17,451		
511113	State Retirement	43,206	16,958	36,254	42,338		
511120	Insurance Fund Contribution - 3	23,400	11,700	23,400	23,400		
511130	Workers Compensation	4,099	4,295	3,085	4,885		
	*** Total Personnel**	**262,223**	**152,445**	**298,414**	**316,187**		
	Operating Expenses						
520200	Contracted Services	50,738	15,090	53,800	58,776		
520233	Towing Services	0	0	75	75		
520305	Infectious Disease Services	0	0	303	303		
520400	Advertising & Publicity	2,001	907	4,000	6,936		
520500	Legal Services	8,900	1,732	5,000	5,000		
520702	Technical Currrency & Support	13,538	0	14,369	14,861		
520800	Outside Printing	939	0	1,164	2,064		
521000	Office Supplies	1,511	171	1,000	2,300		
521100	Duplicating	240	71	323	323		
521200	Operating Supplies	889	444	3,600	3,600		
521214	Safety Supplies	0	0	100	500		
521601	Sign Materials	772	310	1,000	1,000		
522300	Vehicle Repairs & Maintenance	17	34	1,000	1,500		
524000	Building Insurance	2,029	2,029	2,090	2,090		
524100	Vehicle Insurance - 1	615	615	615	615		
524201	General Tort Liability Insurance	995	995	1,104	1,104		
524202	Surety Bonds	19	0	0	30		
525000	Telephone	4,492	2,175	4,377	4,560		
525004	WAN Service Charges	6,609	4,740	9,480	9,480		
525006	GPS Monitoring Charges - 1	203	102	204	204		
525021	Smart Phone Charges - 3	1,386	644	2,304	2,304		
525030	800 MHz Radio Service Charges - 2	1,182	488	1,200	1,248		
525031	800 MHz Radio Maintenance - 2	0	0	100	80		
525041	E-mail Service Charges - 3	280	107	387	387		
525100	Postage	7,304	0	9,000	13,418		
525210	Conference, Meeting & Training Expenses	300	1,189	1,500	6,917		
525230	Subscriptions, Dues, & Books	939	661	1,000	1,690		
525240	Personal Mileage Reimbursement	1,008	174	1,500	2,304		
525250	Motor Pool Reimbursement	0	0	150	300		
525317	Utilities / Landfill / Edmund	9,307	3,891	10,800	9,600		
525400	Gas, Fuel, & Oil	777	276	600	881		
525600	Uniforms & Clothing	302	366	585	855		
530100	Depreciation	1,235	0	1,400	1,300		
534027	Keep America Beautiful Program	27,500	13,750	27,500	33,000		
538000	Claims & Judgements	0	0	250	250		
	*** Total Operating**	**146,027**	**50,961**	**161,880**	**189,855**		
	**** Total Personnel & Operating**	**408,250**	**203,406**	**460,294**	**506,042**		

COUNTY OF LEXINGTON
SOLID WASTE MANAGEMENT
Annual Budget
Fiscal Year 2022-23

Fund: 5700
Division: Public Works
Organization: 121201 - Solid Waste / Administration

Object Expenditure Code	Classification	2020-21 Expenses	2021-22 Expenses (Dec)	2021-22 Amended (Dec)	BUDGET 2022-23 Requested	BUDGET 2022-23 Recommend	BUDGET 2022-23 Approved
	Capital						
540000	Small Tools & Minor Equipment	0	0	500	500		
599999	Capital Clearing	(791)	0	0			
	All Other Equipment	791	2,916	678,767	300		
	**** Total Capital**	**0**	**2,916**	**679,267**	**800**		
	***** Total Expenses**	**408,250**	**206,322**	**1,139,561**	**506,842**		

SECTION IV

COUNTY OF LEXINGTON
Capital Item Summary
Fiscal Year - 2022 - 2023

Fund # 5700 Fund Title: Solid Waste Management
Organization # 121201 Organization Title: Solid Waste / Administration
Program # Program Title: Administration

Qty	Item Description	***BUDGET*** 2022-2023 Requested Amount
	Small Tools and Minor Equipment	$500
	Minor Software	$300
	**** Total Capital (Transfer Total to Section III)**	**$800**

SECTION V – PROGRAM OVERVIEW

Summary of Program:

Objectives:

To achieve and maintain a high standard of accuracy, completeness, timeliness and environmental efficiency in carrying out the duties of Solid Waste Management to the general public, County Council, County Administration, management, and external entities. The responsibilities of this office include the supervision, coordination and administration of: accounting/collections, collection & recycling centers (11), franchise garbage collection (unincorporated areas), monitoring of closed landfills (4), operation of a construction & demolition landfill, operation of wood grinding and compost facility, operation of a recycled materials processing facility, operation of a municipal solid waste transfer station, and recycling education, collection & processing.

SECTION VI. – LINE ITEM NARRATIVES

SECTION VI. A. – SUMMARY OF REVENUES

SECTION VI. B. – LISTING OF POSITIONS

Current Staffing Level:

Job Title	Full Time Equivalent Positions	Enterprise Fund	Other Fund	Total	Pay Band
*Director	1	1		1	218
*Deputy Director	1	1		1	214
*Recycling Coordinator	1	1		1	210
Total Positions	3	3		3	

(*) Denotes positions requiring insurance.

Attached organization flowchart:

Department of Solid Waste Management Organization FY 2022-2023

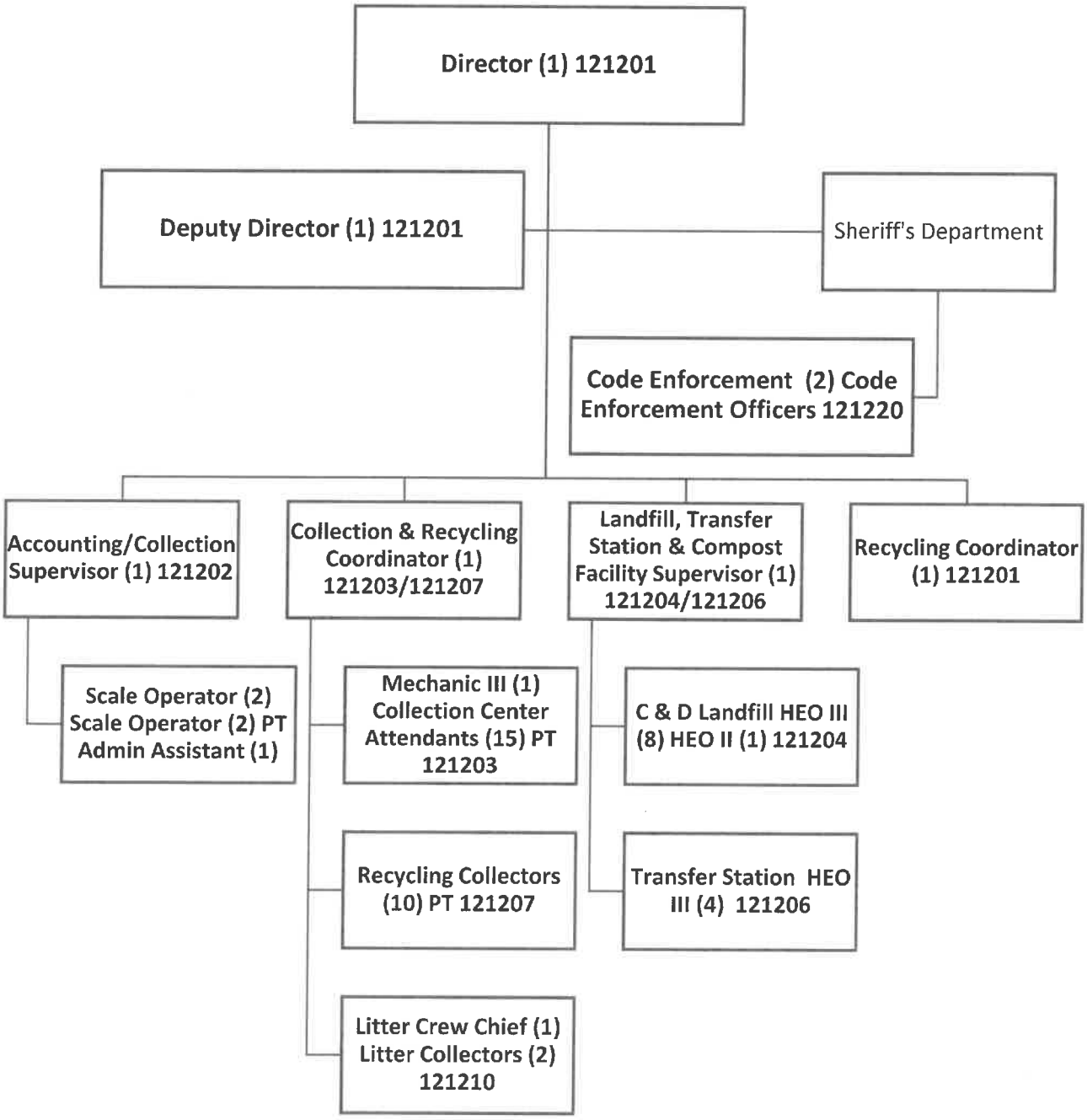

SECTION VI. C. – OPERATING LINE ITEM NARRATIVES

520200 - CONTRACTED SERVICES **$58,776**

Program 2: Recycling Education

- To cover the cost of a Customer Relationship Management program (CRM) called Sendinblue $702+4.689% (CPI) = $734.92 + 3% (Intl. Transaction Fee) = $ 757
- Cover the cost of Canva, the AD & Marketing program. $ 130
- To cover the cost of the Green Business Bureau Program that will allow Lexington County to work towards being a more sustainable operation. Consultants and partners work to find efficient solutions to problems and allows multi-site certification to revitalize the green office program. Program could be discounted should others sign up in the region.
    - Annual contract $ 1,500
- To cover contractor costs for the use of porta johns at special Recycling Drop-off Events.
    - Cost of renting portable restrooms (porta-johns) for volunteers, staff, and residents to use at Recycling Drop-off events that are held for electronics, paper shredding, and other recyclable materials.
    - 3 porta johns x $65 = $ 195
- Contractor costs for providing address labeling and handling of bulk mailings to Lexington County Residents.
    - 35,000 participating households x $0.05 = $ 1,750
- Contractor costs for the planning, setup, safe collection, transportation, disposal, and recycling of Household Hazardous Waste (HHW). During FY 2020-2021 the HHW program transitioned from large events to a permanent location serviced by a HHW Contractor and several mobile truck days at a few Collection and Recycling Centers in rural areas of the County. The collection locations include one permanent site serviced by the County's HHW Contractor, Ecoflo, located at 1741 Caulk's Ferry Rd, Lexington, SC 29073, and four collections at Collection and Recycling Centers serviced by a mobile truck twice in the fall and spring. This service will occur during the months of January to November (11 months) and will provide more consistent collection service for the residents of Lexington County. Examples of HHW include paint, pesticides, herbicides, fire extinguishers, cleaners and mercury.
    - In FY 2019-2020, a total of 33.33 tons of HHW were collected at five events. In FY 2020-2021, a total of 50.47 tons of HHW was collected at 19 events. Lexington County residents are becoming more aware of how to properly dispose of these materials and need a way to dispose of them quickly and safely when moving.
    - Solid Waste Management and the Lexington County Stormwater Consortium will continue to share the cost of HHW collection events. The Lexington County Stormwater Consortium will contribute $15,000 in FY 2022-2023.
    - Solid Waste Management portion = $ 54,444

520233 - TOWING SERVICES **$75**

To cover the cost for towing of Admin vehicle, (#34884) if required - $75

520305 – INFECTIOUS DISEASE SERVICES **$303**

To cover the cost for any necessary vaccination for administrative staff.

- Hep B shot series = $243
- Hep B Titre = 60

Total $303

520400 - ADVERTISING **$6,936**

Program 1: Administration
To cover the cost of a newspaper publication for the Full Cost Disclosure of Solid Waste Management as required by state legislation, DHEC permit updates, and advertisement for the Edmund C&D Landfill. This account will also cover the cost of newspaper ads for soliciting applicants for employment – Total $800.

Program 2: Recycling Education
To cover the cost of newspaper ads, magazine ads, brochures, and signs that promote the County's recycling program. These items will promote the recycling drop-off Events, compost, mulch, backyard compost bins, and educate residents on how/why to recycle correctly. These items will also provide education to reduce roadside litter.

- Lexington Chronicle & Lake Murray Fish Wrapper, 3 sm + 2 lg color recycling ads =	$ 1,080
- Lexington Life, 1 half page ad with 2022 Recycling Drop-off Event schedule =	$ 1,100
- Natural Awakening, full page ad shared with partners, advertising mulch, compost, etc. =	$ 2,056
- Free Times, ¼ page ad =	$ 1,400
- Brochures and flyers on Recycling Drop-off Events and HHW recycling =	$500
Total	$ 6,136

520500 - LEGAL FEES **$5,000**

To cover the cost of the County Attorney. Services of the County Attorney include: drawing up contracts, reviewing agreements/contracts prior to signing, updating the SWM Plan, and reviewing/drawing up other legal documents for the department.

520702 - TECHNICAL CURRENCY & SUPPORT **$14,861**

To cover the cost of maintenance and support agreements with ReCollect, our solid waste mobile application software program provider – FY 2021-2022 charge $14,195 + 0.04689% CPI = $ 14,860.60

520800 – OUTSIDE PRINTING **$2,064**

Program 2: Recycling Education
To cover the cost of educational materials printed in bulk to be distributed to curbside customers by franchise companies and to residents who bring materials to Collection and Recycling Centers.

- Promotional postcard to be mailed to all 35,000 curbside customers =	$ 1,564
- "Tarp Your Load" educational flyers to be given to residents with free tarps =	$ 500
Total	$ 2,064

521000 - OFFICE SUPPLIES **$2,300**

Program 1: Admin
To cover routine office supplies (paper, pens, pencils, file folders, business cards, calendars, printer cartridges, etc.)
$ 900.

Program 2: Recycling Education
To cover routine office supplies (paper, pens, pencils, file folders, laminating pockets, business cards, etc.)

- 1 set of printer cartridges =	$1,000
- 1 set of business cards =	42
- Envelopes, calendars, cardstock, colored paper, box cutters, etc. =	58
- Lamination Sleeves	250
- Sleeve inserts	50
Total	$1,400

521100 - DUPLICATING **$323**

Program 1: Admin
To cover the cost of document printing (to biz hub) and making copies of invoices, budget forms, and internal control work papers.
- 9,300 copies @ $.0285/each = $ 265.05 ~ $ 266

Program 2: Recycling Education
To cover the cost of making copies of recycling information for presentations and to mail to residents, and copies of grant reports and receipts.
- 2,000 copies @ $.0285/each = $ 57

521200 - OPERATING SUPPLIES **$3,600**

Program 1: Admin
To cover the cost of 800MHz radio battery @ $85 and $115 for misc. items = $ 200

Program 2: Recycling Education
To cover the cost of supplies for the recycling program to include educational materials.

- Recycled content supplies, educational supplies and promotional items such as cups, pens, pencils, cloth grocery bags, recycling totes, plastic bag holders =	$ 2,600
- Recycling Event volunteer supplies (water, rain ponchos, snacks, etc.) =	$ 800
Total	$ 3,400

521214 - SAFETY SUPPLIES **$500**

These funds will be used to cover the costs for safety supplies, safety videos, safety awards, and other supplies necessary to maintain and enhance our safety program.

521601 - SIGN MATERIALS **$1,000**

Program 2: Recycling Education
To cover the cost of signs, professional and consistent in appearance, and to help direct traffic at Recycling Drop-Off Events. As events continue to grow and change, the need for new signs continues to exist.

522300 - VEHICLE REPAIRS & MAINTENANCE **$1,500**

To cover the cost of repairs and maintenance for 2010 Ford Explorer (#34884) for the Director of SWM - Service and maintenance every 3,000 miles and additional repairs, tires, etc.

524000 - BUILDING INSURANCE **$2,090**

To cover the cost of allocated building insurance per HR/Risk Management schedule. FY 2021-2022 actual $2,029 + 3% = $2,089.87

524100 - VEHICLE INSURANCE (1) **$615**

To cover the cost of allocated vehicle insurance per HR/Risk Management schedule. FY2022-2023 Estimate $615.

524201 - GENERAL TORT LIABILITY INSURANCE **$1,104**

To cover the cost of general tort liability insurance based on HR/Risk Management schedule. FY 2022-2023 estimate: Director $925, Deputy Director $137, and Recycling Coordinator $42 = Total $1,104

524202 - SURETY BONDS **$30**

To cover the cost of surety bonds $10 x 3 FTE's = $30.

525000 - TELEPHONE **$4,560**

To cover all of the telephone service (Edmund Facility) for communicating with internal departments as well as Lexington County citizens.

- $380 per month X 12 months = $4,560

525004 - WAN SERVICE CHARGES **$9,480**

To cover the cost of Metro"E" data connection for E-mail and Internet access for Solid Waste Management Dept.

- 6Mbps @ $790 per month x 12 months = $9,480

525006 – GPS MONITORING CHARGES **$204**

To cover the cost of vehicle GPS monitoring charges for the 2010 Ford Explorer.

- $16.95 per month x 12 months = $203.40

525021 - SMART PHONE CHARGES **$2,304**

Program 1: Admin

To cover the cost of Smart Phones from Verizon Wireless for the Director and Deputy Director for the period of July 1, 2022 through June 30, 2023.

- Director - $64/month x 12 months =	$ 768
- Deputy Director - $64/month x 12 months =	768
Total	$1,536

Program 2: Recycling Education
To cover the cost of a Smart Phone from Verizon Wireless for Recycling Coordinator for the period of July 1, 2022 through June 30, 2023.

- Recycling Coordinator - $64/month x 12 months = $ 768

525030 - 800 MHZ RADIO SERVICE CHARGES **$1,248**

800 MHz radio service for Director and Deputy Director @ $52 (5 site rate + airtime & tax)/month x 2 x 12 months =$1,248.00.

525031 - 800 MHZ RADIO MAINTENANCE **$80**

800 MHz annual radio maintenance for Director and Deputy Director. The annual cost for the maintenance contracts is $79.92. This figure provided by Emergency Services.

525041 - E-MAIL SERVICE CHARGES **$387**

Program 1: Admin
- E-mail charges $10.75/computer/month x 12 months x 2 computers = $ 258

Program 2: Recycling Education
- E-mail charges $10.75/computer/month x 12 months x 1 computer = $ 129

525100 - POSTAGE **$13,418**

Program 2: Recycling Education
To cover the cost of postage to mail recycling survey to Lexington County businesses as required annually by DHEC and to mail one postcard to all County curbside customers aimed to increase recycling volumes and decrease contamination in the recyclables collected.

- DHEC survey, FY 23 cost =	$ 188
- 35,000 pieces x 0.378/piece =	$ 13, 230
Total	$ 13, 418

525210 - CONFERENCE & MEETING EXPENSES **$6,917**

Program 1: Admin

- SWANA Registration & Special Courses (2 Employees) =	$1,000
3 nights lodging $150/night x 3 (2 Employees) =	900
Per Diem (3 nights x $45) (2 Employees) =	270
Mileage 250 miles x $0.59 =	148
Total	$2,318

- SWANA Webinars $105/ online class x 10 classes =	$1,050
- Spill Prevention Course =	$ 150
Total	$1,200

Program 2: Recycling Education

- 2 Green Business Seminars x $650 each =	$1,300
- EEASC Conference Registration =	$ 180

- SWANA Certification Courses; Online; MOLO	$1,225
- LEED Construction & Demolition Education Course & Exam	$ 679
- Take Action Workshop for Schools =	15
Total	$3,399

525230 - SUBSCRIPTIONS, DUES AND BOOKS **$1,690**

Program 1: Admin

- Membership to South Carolina Chapter SWANA for Director =	$300
- Subscription - Lexington Chronicle =	70
- Subscription - The State Newspaper =	325
Total	$695

Program 2: Recycling Education

- Membership to Environmental Education Assoc. of SC (EEASC) =	$ 50
- Membership to SWANA for young professionals	$ 100
- Membership to Carolina Recycling Association (CRA) =	$ 395
- Membership to LEED Education Construction & Demolition	$ 450
Total	$ 995

525240 - PERSONAL MILEAGE REIMBURSEMENT **$2,304**

Program 1: Admin
To cover the cost associated with the use of a personal vehicle by the Director to attend meetings.
- $21/month x 12 months = $ 252

To cover the cost associated with the use of a personal vehicle by the Deputy Director to attend meetings.
- $11/month x 12 months = $ 132

Program 2: Recycling Education
To cover the cost associated with the use of a personal vehicle by the Recycling Coordinator to attend meetings, educational speaking engagements, and events in the performance of job duties.
- $160/month x 12 = $1,920

525250 - MOTOR POOL REIMBURSEMENT **$300**

To cover the cost associated with the use of a Motor Pool Vehicle when assigned vehicle is out of service for repair.

525317 - UTILITIES - EDMUND **$9,600**

To cover the cost of electric utilities for Edmund Landfill Administration office based on current monthly charges.
- $800/month x 12 months = $ 9,600

525400 - GAS FUEL & OIL **$881**

To cover the cost of fuel for one vehicle for the Director. The cost is based on fuel usage reports obtained from the Fleet Services Department. Ford Explorer (#34884)

- 300 gallons per year @ $2.77/gal = $831	$ 831
- One oil change during the year = 1 x $50 =	50
Total	$ 881

525600 – UNIFORMS & CLOTHING **$855**

To cover the cost of (3) pairs of boots and (9) shirts for the Director, Deputy Director, and Recycling Coordinator.

-	Boots – 3 pairs x $135 each =	$405
-	Shirts – 9 shirts x $50 each =	450
	Total	$855

530100 - DEPRECIATION **$1,300**

To cover the cost of allocated depreciation.

534027 - KEEP THE MIDLANDS BEAUTIFUL PROGRAM **$33,000**

To cover the cost of funding the non-profit organization Keep the Midlands Beautiful. This is a contract agreement between Lexington County and Keep the Midlands Beautiful.

538000 - CLAIMS & JUDGMENTS **$250**

This account will cover any cost that may occur that are lower than the deductible of our insurance.

SECTION VI. D. – CAPITAL LINE ITEM NARRATIVES

CAPITAL REQUEST

540000 - SMALL TOOLS & MINOR EQUIPMENT **$500**

Program 1: Admin
To cover the cost of items that may need to be purchased under this category - $500

540010 – MINOR SOFTWARE **$300**

Program 1: Admin
To cover the cost of minor software items that may need to be replaced under this category - $300

SECTION III

COUNTY OF LEXINGTON
New Program Request
Fiscal Year - 2022-2023

Fund # 5700 — Fund Title: Solid Waste Management
Organization # 121201 — Organization Title: Solid Waste/Administration Building
Program # 1 — Program Title: New SWM Administration Building

Object Expenditure Code	Classification	Total 2022-2023 Requested
	Personnel	
510100	Salaries #___	0
510300	Part Time #___	0
511112	FICA Cost	0
511113	State Retirement	0
511114	Police Retirement	0
511120	Insurance Fund Contribution #___	0
511130	Workers Compensation	0
511131	S.C. Unemployment	0
	*** Total Personnel**	0
	Operating Expenses	
520100	Contracted maintenance	0
		0
520200	Contracted Services	0
		0
520300	Professional Services	0
520400	Advertising	0
521000	Office Supplies	0
521100	Duplicating	0
521200	Operating Supplies	0
		0
		0
522100	Equipment Repairs & Maintenance	0
522200	Small Equipment Repairs & Maint.	0
522300	Vehicle Repairs & Maintenance	0
523000	Land Rental	0
		0
524000	Building Insurance	0
524100	Vehicle Insurance #___	0
524101	Comprehensive Insurance #_1__	0
524201	General Tort Liability Insurance	0
524202	Surety Bonds	0
525000	Telephone	0
		0
525100	Postage	0
525210	Conference & Meeting Expenses	0
525230	Subscriptions, Dues, & Books	0
525___	Utilities - _____	0
525400	Gas, Fuel, & Oil	0
525600	Uniforms & Clothing	0
526500	Licenses & Permits	0
		0
		0
		0
		0
		0
		0
		0
	*** Total Operating**	0
	**** Total Personnel & Operating**	0
	**** Total Capital (From Section IV)**	1,588,500
	***** Total Budget Appropriation**	1,588,500

SECTION IV

COUNTY OF LEXINGTON
Capital Item Summary
Fiscal Year - 2022 - 2023

Fund # 5700 Fund Title: Solid Waste Management
Organization # 121201 Organization Title: Solid Waste / Administration
Program # 1 Program Title: New SWM Administration Building

Qty	Item Description	***BUDGET*** 2022-2023 Requested Amount
	Engineering Cost - SWM Admin Bldg	$206,000
	Construction Cost - SWM Admin Bldg	$1,347,500
	Security System and Cameras	$15,000
	Network Switch	$20,000
	**** Total Capital (Transfer Total to Section III)**	**1,588,500**

SECTION V - PROGRAM OVERVIEW

Summary of Programs:

Program 1 – New Solid Waste Management Administration Building

Program 2: New Solid Waste Management Administration Building

Objective: Construction of a new Solid Waste Management Administration building on existing property at the Edmund Solid Waste facility.

The FY2020-2021 budget included a project to build an Operator's building. The new Operator's building was needed to provide adequate space for equipment operators and collections personnel, reduce parking requirements at the existing Administration building and provide expanded restroom facilities. The building has not been constructed and there is a balance of $242,723 budgeted for this facility. Then in the FY2021-2022 budget, funds were requested and approved for the renovation of the existing Solid Waste Administration Building. A total of $675,000 (engineering and construction) was budgeted and approved for this project. After consideration of these two projects, it was apparent that a more economical and long term solution was needed.

The existing Solid Waste Management Administration Building was constructed around 1987 and was used for Administrative offices, rest room and assembly space for Operators and other field personnel, and at the time, scale office and truck scale operations. With the construction of the new scale facility, two (2) administrative positions were temporarily relocated to this new facility. The administrative employees of the department are currently dispersed between three separate buildings because there is not enough office space in the current Administration Building. Currently, there are five (5) administrative positions located at the Administration building, one (1) at a small separate building nearby and the two (2) positions (Solid Waste Accounting) in the scale office. Based on the planned renovation of the existing Administration building, only the inclusion of the one (1) position that is housed outside the building would be accomplished. Space would only be available for 6 out of the 8 positions and in addition, no space for future growth.

Administrative positions:

Solid Waste Management Director	1
Solid Waste Management Deputy Director	1
Accounting/Collection Supervisor	1
Administrative Assistant I	2
Landfill Supervisor	1
Collection and Recycling Supervisor	1
Recycling Coordinator	1
Total Positons	8

In order to provide space for the current Administrative staff and potential future growth, a new Administration Building is needed. In addition, rather than constructing a new Operators building, the existing Administration building can be utilized for the operators and collections staff, without any adjustment for additional restroom facilities at this time. Also, one of the major reasons for the new operators building was the need to reduce the number of employees using the parking area at the existing Administration facility. Not enough parking was available for employees, as well as customers and vendors in the current parking area. This would be relieved with the construction of the new Administration Building.

Additional justification for the new Administration Building, locating it on County property near and above the new scale facility is as follows:

- The current administration building is located beyond the scale which causes a significant amount of confusion for visitors. Currently, visitors to the administration building have to either wait in line for instructions from the scale operator or bypass the scale in attempt to locate the administration building on their own. Consequently, when a vehicle bypasses the scale complex, the scale operators do not know if it is due to an administration building visit or if it is someone who is trying to dump material without checking in. When a vehicle bypasses the scale, scale operators have to notify the operators via radio so that the operators can investigate the intentions of the vehicle. When an operator has to check on a vehicle that has bypassed the scale, this takes them away from their assigned duties which is very inefficient.

- As noted above the current administration building parking lot has been outgrown. The current parking lot has 24 parking spaces (including handicap) and due to department growth, employees will require up to 26 parking spaces depending on the day of the week. Due to the parking space shortage, even a small meeting held with outside personnel can be difficult at the administration building. A new administration building would allow for sufficient parking for department employees and any visitors to the department.

The total cost (Engineering and Construction) of the new Administration Building is estimated at $1,588,500. Utilizing the approved funding from the Operators building project and the renovation of the existing administration building project will reduce the required funding for the new building to $670,777.

Cost of New Administration Building	$1,588,500
Operators Building Project balance (5700-121204-5AL310)	(242,723)
Renovation of Existing Admin Bldg. (5700-121201-5AM293)	(675,000)
Total Balance Required	$ 670,777

SECTION VI. – LINE ITEM NARRATIVES

SECTION VI. A. – SUMMARY OF REVENUES

SECTION VI. B. – LISTING OF NEW POSITIONS

SECTION VI. C. – OPERATING LINE ITEM NARRATIVES

No operating costs are included in this request, since the building would not go on line until FY 2023-2024.

SECTION VI. D. – CAPITAL LINE ITEM NARRATIVES

CAPITAL REQUEST

5AN000 – ENGINEERING COST SWM ADMINSTRATION BUILDING **$206,000**

Cost of engineering consultant to design, monitor construction and construction testing.

5AN000 – CONSTRUCTION SWM ADMINSTRATION BUILDING **$1,347,500**

Construction by building contractor of the building, parking and driveway areas, well installation, etc.

5AN000 – SECURITY SYSTEM AND CAMERAS **$15,000**

Security system and cameras for the new Administration building.

5AN000 – NETWORK SWITCH **$20,000**

48 port network switch for computer operations in the new building.

COUNTY OF LEXINGTON
SOLID WASTE MANAGEMENT
Annual Budget
Fiscal Year 2022-23

Fund: 5700
Division: Public Works
Organization: 121202 - Solid Waste / Accounting & Collections

Object Code	Expenditure Classification	2020-21 Expenses	2021-22 Expenses (Dec)	2021-22 Amended (Dec)	2022-23 Requested	*BUDGET* 2022-23 Recommend	2022-23 Approved
	Personnel						
510100	Salaries & Wages - 4	160,888	79,686	158,777	162,914		
510200	Overtime	966	85	1,200	1,200		
510300	Part Time - 2 (1.5 - FTE)	48,971	30,030	67,181	70,119		
511112	FICA Cost	14,870	8,093	17,378	17,919		
511113	State Retirement	52,806	16,375	37,617	43,474		
511120	Insurance Fund Contribution - 4	31,200	15,600	46,800	54,600		
511130	Workers Compensation	648	341	701	723		
	*** Total Personnel**	**310,349**	**150,210**	**329,654**	**350,949**		
	Operating Expenses						
520200	Contracted Services	498	498	498	498		
520300	Professional Services	483	103	500	525		
520303	Accounting/Auditing Services	5,000	5,000	5,000	5,000		
520305	Infectious Disease Services	162	0	606	606		
520702	Technical Currency & Support	1,600	800	1,800	1,800		
521000	Office Supplies	1,754	525	2,000	2,818		
521100	Duplicating	1,496	591	1,560	1,560		
521200	Operating Supplies	3,151	1,338	2,500	3,703		
521214	Safety Supplies	3,176	0	2,800	3,576		
521402	Occupational Health Supplies	0	0	200	200		
524201	General Tort Liability Insurance	322	322	322	294		
524202	Surety Bonds	25	0	0	70		
524900	Data Processing Equipment Insurance	160	160	160	168		
525021	Smart Phone Charges - 1	713	236	650	768		
525030	800 MHz Radio Service Charges - 2	475	187	414	414		
525031	800 MHz Radio Maintenance - 2	135	0	142	150		
525041	E-mail Service Charges - 6	720	333	774	903		
525100	Postage	594	229	600	888		
525240	Personal Mileage Reimbursement	87	73	100	300		
525600	Uniforms & Clothing	0	0	450	905		
530100	Depreciation	1,550	0	1,600	1,600		
	*** Total Operating**	**22,101**	**10,395**	**22,676**	**26,746**		
	**** Total Personnel & Operating**	**332,450**	**160,605**	**352,330**	**377,695**		
	Capital						
540000	Small Tools & Minor Equipment	2,540	0	1,000	1,000		
540010	Minor Software	356	0	477	0		
599999	Capital Clearing	(2,277)	0	0			
	All Other Equipment	2,277	1,828	2,564	4,395		
	**** Total Capital**	**2,896**	**1,828**	**4,041**	**5,395**		
	***** Total Expenses**	**335,346**	**162,433**	**356,371**	**383,090**		

SECTION IV

Capital Item Summary
Fiscal Year - 2022 - 2023

Fund # 5700 Fund Title: Solid Waste Management
Organization # 121202 Organization Title: Solid Waste / Accounting & Collections
Program # Program Title: Accounting & Collections

Qty	Item Description	***BUDGET*** 2022-2023 Requested Amount
	Small Tools and Minor Equipment	1,000
1	Automated External Defibrilator	1,498
1	Standard Color Printer	1,097
3	EMV Credit Card Terminals	1,800
	**** Total Capital (Transfer Total to Section III)**	**5,395**

SECTION V – PROGRAM OVERVIEW

Summary of Program:

Objectives:
To achieve and maintain a high standard of accuracy, completeness, and timeliness in carrying out the duties of Accounting and Collections. The priority functions of this cost center are to weigh incoming solid waste, record the results, and insure payment as required. The weighing/billing operation is computerized and tickets are generated on a daily basis. The accounting and collection staff generates invoices on a monthly basis and mails to customer for payment. As payment on accounts are received, accounts are credited, receipts generated, and monies are deposited in appropriate accounts. This department also receives revenue, processes expenditure documents, invoices, contract payments for all Department cost centers, and oversees the County Franchise Solid Waste Collection Customer Service Program.

SERVICE LEVELS

Service Level Indicators:

Service Levels	FY 18/19 (Actual)	FY19/20 (Actual)	**FY 20-21 (Actual)**	**FY 21/22 (Dec.)**	**FY 21/22 (Est. June)**	**FY 22/23 (Projected)**
Landfill Permits Issued	945	481	1213	677	1,300	1,325
Landfill Tickets Issued	69,573	76,349	87,037	46,550	92,000	92,500
Commercial Accounts	335	346	358	364	368	375
Landfill Invoices Issued	934	844	859	432	865	880
Accounting Deposits (Includes Credit Cards Deposits)	483	375	398	204	400	425
Accounting- Scale Credit Card (Scale) Transactions	3,537	5,757	9,694	5,418	10,836	11,377
Accounting documents posted/ processed	2,706	2,976	2,787	1,585	2,900	3,150
Written franchise complaints only (does not include those handled by phone or email)	1,134	642	1,988	1,714	2,500	1,255

*Call volume is generally 50-150 calls per day, but increases to as many as 300 calls during inclement weather, holidays, and franchise curbside collection issues.

SECTION VI. – LINE ITEM NARRATIVES

SECTION VI. A. – SUMMARY OF REVENUES

SECTION VI. B. – LISTING OF POSITIONS

Current Staffing Level:

Job Title	Full Time Equivalent Positions	Enterprise Fund	Other Fund	Total	Pay Band
*Acct. & Collection Supervisor	1	1		1	209
*Scale Master	2	2		2	106
*Scale Master P/T	2	1.5		1.5	106-P/T
*Administrative Assistant I	1	1		1	105
*Administrative Assistant I P/T	1	0.75		0.75	105-P/T
Total Positions	7	6.25		6.25	

(*) Denotes positions requiring insurance.

SECTION VI. C. – OPERATING LINE ITEM NARRATIVES

520200 - CONTRACTED SERVICES **$498**

This account is for contracted monitoring services of the scale building security system at the Edmund Landfill facility. Annual charge = $498.

520300 - PROFESSIONAL SERVICES **$525**

To cover the cost of a credit report service for screening potential new landfill customers - $525. This includes the cost of credit report fees and membership dues of $300.00.

520303 - ACCOUNTING/AUDITING SERVICES **$5,000**

To cover the cost of the annual financial audit performed by an independent firm. - $5,000.

520305 – INFECTIOUS DISEASE SERVICES **$606**

To cover the cost for any necessary vaccination for accounting and collection staff.
Hep B shot series - $243
Hep B Titre - 60
Total $303 x 2 employees = $606

520702 - TECHNICAL CURRENCY & SUPPORT **$1,800**

To cover the cost of maintenance and support agreements with WasteWorks, our solid waste software program provider.

521000 - OFFICE SUPPLIES **$2,818**

To cover the cost of routine office supplies – paper, pens, binders, file folders, internal control forms, color paper for flyers, and printing of envelopes.

Miscellaneous Supplies		$ 600.00
Printer Cartridges	4 @ $133.49	$ 533.96
Printer Cartridges	4 @ $115.22	$ 460.88
Printer Cartridges (HY)	4 @ 259.49	$ 1,037.96
Sales Tax		$ 184.30
	Total:	$ 2,817.10

521100 - DUPLICATING **$1,560**

To cover the cost of making copies of landfill tickets, recycling records, various reports for finance, invoices for payable activity, and internal control paperwork. Cost per month $130 x 12 mos. = $1,560

521200 - OPERATING SUPPLIES **$3,703**

To cover the cost of landfill permits, decals, scale tickets, invoices, statements, and other misc supplies such as batteries, floor mats, etc.

24 boxes scale tickets @ $78.50 ea. plus tax and shipping =	$	2,354.60
2 boxes invoices @ $78.50 ea. plus tax and shipping =	$	197.88
1000 landfill permit decals	$	650.00
Misc. items	$	500.00
Total	$	3,702.48

521214 - SAFETY SUPPLIES **$3,576**

To cover the cost of safety vests (including disposable) for the public that uses the Edmund Landfill. The public may also purchase the vests from which the revenues generated may offset part of the cost of this line item.

20 cases disposable vests @ $90.00 ea. plus tax and shipping =	$2,076.00
300 non-disposable vest x $5.00 ea. =	1,500.00
Total=	$3,576.00

521402 - OCCUPATIONAL HEALTH SUPPLIES **$200**

To cover the cost of first aid supplies, eye wash, sanitizers, gloves, etc.

524201 - GENERAL TORT LIABILITY INSURANCE **$294**

To cover the cost of general tort liability insurance based on HR/Risk Management schedule. $42 per employee x 7 employees = $294.

524202 - SURETY BONDS **$70**

To cover the cost of surety bonds for FY 22-23. $10 x 7 employees = $70.

524900 - DATA PROCESSING EQUIPMENT INSURANCE **$168**

To cover the cost of allocated data processing equipment insurance. Cost provided by County Risk Management. $159.73 FY 2021-22 actual + CPI 4.689% = 167.22.

525021 - SMART PHONE CHARGES **$768**

To cover the cost of a Smart Phone for the Accounting and Collections Supervisor for the period of July 1, 2022 through June 30, 2023. ($64.00 per month-includes hot spot for checking complaints during off hours)

$64/month x (1) x 12 = $ 768

525030 - 800 MHZ RADIO SERVICE CHARGES (2) **$414**

800 MHz radio for office use @ $17.23 (1 site rate + airtime & tax) /month for 12 months = $206.76
800 MHz radio for scale house @ $17.23 (1 site rate + airtime & tax) /month for 12 months = $206.76
Total $413.52

525031 - 800 MHZ RADIO MAINTENANCE **$150**

800 MHz office radio maintenance - $39.96/year per Emergency Services
800 MHz scale house radio maintenance - $109.08/year
Total $149.04

525041 - E-MAIL SERVICE CHARGES **$903**

E-mail charges $10.75/computer/month x 12 months x 7 employee accounts = $ 903

525100 - POSTAGE **$888**

To cover the cost to mail monthly billing and assorted correspondence.

525240 - PERSONAL MILEAGE REIMBURSEMENT **$300**

These funds are for reimbursement to cover the cost to the Accounting and Collections staff when it is appropriate to use her/his personal vehicle for the conduct of county business. Examples of this may occur when it is necessary to attend Administrative Staff meetings during the Directors absence, to make deposits at Treasurer's Office, attend committee meetings, and follow up on franchise complaints.

525600 – UNIFORMS AND CLOTHING **$905**

These funds are for the purchase of high visibility safety green apparel and safety toe shoes for the scale operators. This includes the purchase of shirts, sweatshirts, and jackets. These are required to be worn by the staff to ensure their safety.

Safety shoes- $135/pair x 3 pair = $405.00
Shirt, Jacket, Sweatshirt - $75.00 each x 6 employees =$ 450.00
Shirt - $50.00 for supervisor

530100 - DEPRECIATION **$1,600**

To cover the cost of allocated depreciation.

SECTION VI. D. – CAPITAL LINE ITEM NARRATIVES

CAPITAL REQUEST

540000 - SMALL TOOLS & MINOR EQUIPMENT **$1,000**

To cover cost of items that may need to be replaced under this category to include a new chair for the supervisor.

5AN000 – (1) AUTOMATED EXTERNAL DEFIBRILATOR **$1,498**

To cover cost for purchase of an Automated External Defibrillator Package to be stationed at the Scale House Complex. Base Price $1,400 x .07 Sales tax = $1,498.00

5AN000 – (1) STANDARD COLOR PRINTER - (RPL) **$1,097**

To cover cost for purchase of a replacement printer for the Scale Office recommended by Technology Services.

5AN000 – (3) EMV Credit Card Terminal **$1,800**

To cover cost for purchase of three EMV Credit Card Terminals to allow the Department to process credit cards using smart chip technology. Current card readers are difficult to use due to the credit cards of many customers having damaged magnetic strips. By adding smart chip technology, the department will be able to process a card regardless of the condition of the magnetic strip. Also, the use of smart chip technology reduces liability because the smart chip technology is more secure.

COUNTY OF LEXINGTON
SOLID WASTE MANAGEMENT
Annual Budget
Fiscal Year 2022-23

Fund: 5700
Division: Public Works
Organization: 121203 - Solid Waste / Collection Stations

Object Expenditure Code	Classification	2020-21 Expenses	2021-22 Expenses (Dec)	2021-22 Amended (Dec)	2022-23 Requested	*BUDGET* 2022-23 Recommend	2022-23 Approved
	Personnel						
510100	Salaries & Wages - 1.5	67,666	34,592	74,964	75,812		
510200	Overtime	697	440	2,000	2,000		
510300	Part Time - LS (11.05 - FTE)	187,377	96,715	247,656	263,043		
511112	FICA Cost	19,236	9,830	24,833	26,076		
511113	State Retirement	59,252	18,244	53,757	63,263		
511120	Insurance Fund Contribution - 1.5	11,700	5,850	11,700	11,700		
511130	Workers Compensation	20,044	9,556	18,892	21,219		
511213	State Retirement - Retiree	5,251	1,190	0	0		
	*** Total Personnel**	**371,223**	**176,417**	**433,802**	**463,113**		
	Operating Expenses						
520100	Contracted Maintenance	528	0	575	615		
520103	Landscaping/Ground Maintenance	0	0	1,000	5,000		
520200	Contracted Services	1,986,730	635,822	2,082,424	2,150,874		
520219	Water & Other Beverage Service	1,050	570	1,500	3,168		
520233	Towing Service	0	0	150	390		
520300	Professional Services	0	0	0	635		
520302	Drug Testing Services	0	0	150	150		
520305	Infectious Disease Services	243	162	1,515	1,515		
520400	Advertising & Publicity	1,639	0	2,000	2,000		
521000	Office Supplies	88	42	275	400		
521100	Duplicating	114	41	143	143		
521200	Operating Supplies	22,599	10,348	20,000	24,640		
521402	Occupational Health Supplies	0	0	100	100		
522000	Building Repairs & Maintenance	111,817	7,698	28,000	29,500		
522100	Heavy Equipment Repairs & Maintenance	13,090	6,495	31,900	35,200		
522200	Small Equipment Repairs & Maintenance	15	23	400	800		
522300	Vehicle Repairs & Maintenance	1,390	743	2,500	3,000		
524000	Building Insurance	3,106	3,106	3,200	3,200		
524100	Vehicle Insurance - 2	1,999	1,845	1,230	1,230		
524101	Comprehensive Insurance	641	518	673	544		
524201	General Tort Liability Insurance	1,293	1,293	1,358	1,358		
524202	Surety Bonds	79	0	0	126		
525000	Telephone	4,289	2,144	4,289	4,289		
525006	GPS Monitoring Charges - 2	407	203	407	407		
525021	Smart Phone Charges - 2	1,202	352	1,296	1,296		
525030	800 MHz Radio Service Charges - 2	1,406	586	1,406	1,413		
525031	800 MHz Radio Maintenance - 2	72	0	77	149		
525041	E-mail Service Charges - 1	129	97	129	129		
525210	Conference & Meeting Expenses	300	0	350	525		
525240	Personal Mileage Reimbursement	0	0	100	100		
525318	Utilities / Landfill / Convenience Stations	86,146	41,485	88,200	90,600		
525400	Gas, Fuel, & Oil	5,641	4,226	8,500	14,321		
525405	Small Equipment Fuel	272	123	400	500		
525600	Uniforms & Clothing	3,228	555	3,500	5,536		
526500	Licenses & Permits	0	0	250	250		

COUNTY OF LEXINGTON
SOLID WASTE MANAGEMENT
Annual Budget
Fiscal Year 2022-23

Fund: 5700
Division: Public Works
Organization: 121203 - Solid Waste / Collection Stations

Object Expenditure Code	Classification	2020-21 Expenses	2021-22 Expenses (Dec)	2021-22 Amended (Dec)	2022-23 Requested	*BUDGET* 2022-23 Recommend	2022-23 Approved
	Operating Expenses - con't						
527040	Outside Personnel	686,748	229,021	701,243	734,200		
530100	Depreciation	408,017	0	420,000	430,000		
538000	Claims & Judgments (Litigation)	1,101	46	750	750		
	*** Total Operating**	**3,345,379**	**947,544**	**3,409,990**	**3,549,053**		
	**** Total Personnel & Operating**	**3,716,602**	**1,123,961**	**3,843,792**	**4,012,166**		
	Capital						
540000	Small Tools & Minor Equipment	16,612	0	1,500	2,000		
599999	Capital Clearing	(338,190)	0	0			
	All Other Equipment	338,190	43,580	5,426,961	422,438		
	**** Total Capital**	**16,612**	**43,580**	**5,428,461**	**424,438**		
	***** Total Expenses**	**3,733,214**	**1,167,541**	**9,272,253**	**4,436,604**		

SECTION IV

COUNTY OF LEXINGTON

Capital Item Summary
Fiscal Year - 2022 - 2023

Fund # 5700 Fund Title: Solid Waste Management
Organization # 121203 Organization Title: Solid Waste / Collection and Recycling Centers
Program # 1 Program Title: Collection and Recycling Centers

Qty	Item Description	***BUDGET*** 2022-2023 Requested Amount
	Small Tools and Minor Equipment	2,000
	Signs	4,000
	Concrete Pads/Asphalt (Replacement)	45,000
	Collection & Recycling Center Striping	4,500
8	Self-Contained Compactors (Replacement)	343,789
11	Waste Oil Shelter Lighting	25,149
	**** Total Capital (Transfer Total to Section III)**	**424,438**

SECTION V - PROGRAM OVERVIEW

Summary of Programs:

Program 1 –Collection and Recycling Centers

Program 1: Collection and Recycling Centers

Objectives:

This program requires the effort of a full time Collection and Recycling Center Coordinator, one full time Maintenance Mechanic, approximately 15 County employed part-time Collection and Recycling Center Attendants, and an additional 40 to 60 contracted personnel from Babcock Center. The function of this cost center is to ensure the proper disposal of all materials brought in by Lexington County residents to the various Collection and Recycling Centers in a safe and efficient manner. The attendants keep records of all contracted waste container pulls, contracted and Solid Waste Management (SWM) recyclable materials pulls, and vehicle traffic counts in the centers. The attendants are also responsible for housekeeping activity in the attendants building and on the grounds at the centers. Currently, there are eleven (11) Collection and Recycling Centers throughout the county with Babcock Center personnel staffing nine (9) of these centers.

The Collection and Recycling Coordinator is based at the SWM offices at the Lexington County Landfill.

SERVICE LEVELS

Service Level Indicators:
Program 1:

Collection and Recycling Centers

Services Provided	Actual FY 19/20	Actual FY 20/21	Estimated FY 21/22	Projected FY 22/23
MSW Collected (Tons)	33,309	34,132	34,406	35,438
Yard Trash Collected (Tons)	34,303	32,396	29,609	30,497
Total # of Resident Deliveries	2,252,155	2,371,509	2,429,445	2,502,328

SECTION V. – LINE ITEM NARRATIVES

SECTION VI. A. – SUMMARY OF REVENUES

SECTION VI. B. – LISTING OF POSITIONS

Current Staffing Level:

Job Title	Full Time Equivalent Positions	Enterprise Fund	Other Fund	Total	Pay Band
C&R Coordinator	.5	.5		.5	210
Equipment Mechanic	1	1		1	111
* Collection Center Attendants	15	11.05		11.06	101
Total Positions	16.5	12.55		12.56	

Only two of these positions, the Collection and Recycling Coordinator and the Equipment Mechanic, have benefits.
*These positions are part-time, without benefits.

15 attendants @ 29.5 hours per week = 442.5 hours, divided by 40 hour (FTE Hours) =	11.05 FTE positions
0.5 Coordinator @ 40 hours per week = 20 hours, divided by 40 hour =	0.5 FTE positions
1 Equipment Mechanic =	1 FTE positions
Total FTE for 121203	12.55 FTE positions

Other half of C&R Coordinator is charged to 5700-121207

SECTION VI. C. – OPERATING LINE ITEM NARRATIVES

520100 - CONTRACTED MAINTENANCE **$615**

These funds are for the annual inspection and replacement of the portable fire extinguishers at the eleven (11) Collection & Recycling Centers.

11 Centers x $5 per inspection		$ 55.00
5 Replacements per year (as needed) x $90		$ 450.00
5 Recharges per year x $22 per recharge		$ 110.00
	Total:	$ 615.00

520103 – LANDSCAPING/GROUND MAINTENANCE **$5,000**

These funds are for the mowing and/or cutting of the 2 detention ponds located at the Edmund CRC and the Southeast CRC. The ponds will be cut two times per year to keep an aesthetic appearance and safe environment at the Collection & Recycling Centers. Cost to cut the Edmund detention pond is estimated at $1,000 per service and the Southeast detention pond is estimated at $1,500 per service.

- Edmund CRC $1,000 x 2 mowing services per year = $ 2,000.00
- S.E. CRC $1,500 x 2 mowing services per year = $ 3,000.00

$ 5,000.00

520200 - CONTRACTED SERVICES **$2,150,874**

These funds are for the transportation of solid waste from the eleven (11) Collection and Recycling Centers, Edmund Landfill, and community projects that we support during the year. The list below represents the estimated number of pulls and the total cost of those pulls based on the recent service history. These are anticipated costs based on current recognizable trends and conditions. Efforts have been made to forecast the waste stream through these centers for the coming year. Factors that affect the waste stream are: continued growth in the county, changes in participation in the Franchise Residential Collection program, changes in numbers and locations of Collection & Recycling Centers, changes in citizen involvement in recycling efforts, inefficiency of waste compaction equipment, and other unknowns can have a tremendous impact on the number of required pulls from the centers. Additionally, an increase in the number of compactors can result in increased efficiency, thereby reducing the costs associated with waste transportation. The prices in this line item reflect a CPI increase of 4.7% for FY 2022-2023.

Estimated Pulls July 1, 2022 – June 30, 2023

Ball Park	1,130	pulls/yr. @	$257.05	$290,466.50 +	$5,825.68 rent:	Period Total =	$296,292.18
Bush River	1,190	pulls/yr. @	$257.05	$305,889.50 +	$5,825.68 rent:	Period Total =	$311,715.18
Chapin	720	pulls/yr. @	$257.05	$185,076.00 +	$5,825.68 rent:	Period Total =	$190,901.68
Edmund	860	pulls/yr. @	$257.05	$221,063.00 +	$5,825.68 rent:	Period Total =	$226,888.68
Hollow Creek	560	pulls/yr. @	$257.05	$143,948.00 +	$3,883.78 rent:	Period Total =	$147,831.78
Leesville	370	pulls/yr. @	$257.05	$95,108.50 +	$2,913.18 rent:	Period Total =	$98,021.68
Landfill	16	Pulls/yr. @	$257.05	$4,112.80 +	$1,941.89 rent:	Period Total =	$6,054.69
Pelion	485	pulls/yr. @	$257.05	$124,669.25 +	$2,912.84 rent:	Period Total =	$127,582.09
River Chase	1000	pulls/yr. @	$257.05	$257,050.00 +	$3,883.78 rent:	Period Total =	$260,933.78
Sandhills	960	pulls/yr. @	$257.05	$246,768.00 +	$5,825.68 rent:	Period Total =	$252,593.68
Southeast	435	pulls/yr. @	$257.05	$111,816.75 +	$4,854.73 rent	Period Total =	$116,671.48
Summit	430	Pulls/yr.@	$257.05	$110,531.50 +	$4,854.73 rent	Period Total =	$115,386.23
Total	8,156	Pulls/yr.@	$257.05	$2,096,499.80 +	$54,373.34 rent	Period Total =	$2,150,873.14

520219 – WATER AND OTHER BEVERAGES **$3,168**

These funds provide clean (bottled) drinking water to each of the eleven (11) Collection and Recycling Centers. Due to the nature of the Babcock staff and the contamination of some of the center's drinking water, it is necessary that we provide safe, clean water to consume during their shifts.

- 11 centers x 4 bottles/month = 44 bottles/month
- 44 bottles x 12 months = 528 bottles
- 528 bottles x $6.00 per bottle = $3,168.00

520233 – TOWING **$390**

These funds cover any towing charges on the two (2) County vehicles assigned to this program. The vehicles are the C&R Coordinator's pick-up, and the service truck.

520300 - PROFESSIONAL SERVICES **$635**

This account covers cost associated with quarterly water quality testing of the Edmund CRC well. This well has recently been designated as a Public Water System which requires regular sampling by DHEC.

520302 - DRUG TESTING SERVICES **$150**

These funds are for testing of employees as necessary in response to specific, non-random situations.

520305 – INFECTIOUS DISEASE SERVICES **$1,515**

This account will cover the cost for hepatitis "B" inoculations available to employees. 29CFR 1910.1030 Guidelines apply to any personnel considered at risk under OSHA 1970 General Data clause. There is considerable information available to support the inclusion of certain personnel in the Solid Waste Management Department in a pathogenic exposure program to vaccinate against hepatitis "B".

Shot Series cost/ employee $303 x 5 employees = $1,515

520400 - ADVERTISING **$2,000**

These funds are for the production and distribution of printed flyers, handouts, advertisements, etc. to be used for SWM Collection & Recycling Centers, County recycling education, and promotional materials. Handouts would include information regarding the operations of the Collection & Recycling Centers. This cost also includes production and distribution of flyers concerning holiday schedules and/or changes to the operations of Collection & Recycling Centers.

521000 - OFFICE SUPPLIES **$400**

Office Supplies include: Business cards, printer cartridges, file folders, bulletin board, pens, pencils, laminates, etc., as needed.

521100 - DUPLICATING **$143**

These funds are necessary for copying work reports, time sheets, time cards, training sheets, work schedules, etc. related to the Collection & Recycling Centers.

Copies	5,000
Cost	x 0.0285
Total	$142.50

521200 - OPERATING SUPPLIES **24,640**

These funds are necessary to provide such items as cleaning supplies, disinfectants, brooms, rakes, shovels, water hoses, work gloves, and other necessary operating supplies for the eleven (11) Collection and Recycling Centers, the Coordinator, and the Maintenance Mechanic. First Aid supplies, employee personal protective equipment (safety glasses, safety vests, rubber gloves, etc), temporary signage, locks, and keys are also included in this line item. These supplies are necessary to maintain an efficient, clean, and safe environment for employees and residents. Operating Supplies are stored at the SWM offices and distributed to the centers as needed. This figure represents approximately $185.00 per center per month in operating supplies and $220.00 per year for the Coordinator/Mechanic.

$185 x 11 Collection & Recycling Centers = $2,035/month
$2,035 x 12 mo. = $24,420
$24,420 + $220.00 = $24,640

521402 - OCCUPATIONAL HEALTH SUPPLIES **$100**

This account will cover the cost of health supplies to protect the employees from hazardous materials. Items included but not limited to: face masks, latex gloves, chemical gloves, etc.

522000 - BUILDING REPAIRS & MAINTENANCE **$29,500**

These funds are for normal maintenance, repairs, and upkeep of the eleven (11) Collection & Recycling Centers attendant's building's, asphalt, concrete, fences, and gates to allow for appropriate security and safety of the Centers. It also covers the maintenance and repair of any electrical, plumbing, minor damage, or any other on-going maintenance needs. Due to the age and high usage of the facilities, maintenance costs continue to increase each year.

522100 - HEAVY EQUIPMENT REPAIRS & MAINTENANCE **$35,200**

These funds are necessary for the repairs and maintenance of the solid waste compactors at the eleven (11) Collection & Recycling Centers. Currently, there are 57 compactors in operation. Due to the nature of the equipment, the cost of parts are very expensive. The funds in this account allows for an average of $3,200 per collection center throughout the year for parts and repairs. $3,200 per center x 11 = $35,200.

522200 - SMALL EQUIPMENT REPAIRS AND MAINTENANCE **$800**

These funds are for the repairs of lawnmowers, weed eaters, and other small equipment needed to maintain environmental safety and aesthetic appearance of the Collection & Recycling Centers.

522300 - VEHICLE REPAIRS AND MAINTENANCE **$3,000**

These funds are for normal maintenance costs associated with the operation of the 1500 Chevrolet Pickup Truck #41304 and a service vehicle, Dodge 5500 #42723, assigned to this account.

Chev.1500 Pickup Truck Co # 41304		$ 1,500
Dodge 5500 Service Vehicle Co # 42723		$ 1,500
	Total	$ 3,000

524000 - BUILDING AND CONTENTS INSURANCE **$3,200**

These funds are for insurance of the buildings at the eleven (11) Collection & Recycling Centers. This figure provided by Risk Management.

2021-2022 Actual $3,106 + 3% increase estimated by Risk Management = $ 3,199.18.

524100 - VEHICLE INSURANCE **$1,230**

These funds are for insurance of the Chevrolet 1500 pickup #41304, and the service vehicle Dodge 5500 #42723. This estimate provided by Risk Management. $615 per vehicle x 2 vehicles = 1,230.

524101 – COMPREHENSIVE INSURANCE **$544**

These funds are for comprehensive insurance for the service vehicle Dodge 5500 #42723 assigned to the Maintenance Mechanic. Estimate by Risk Management. $518.09 FY 2021-2022 Actual +5%= $543.99.

524201 - GENERAL TORT LIABILITY INSURANCE **$1,358**

These funds are for General Tort Liability Insurance for the Collection & Recycling Center Coordinator, Maintenance Mechanic, and County employed station attendants.
Insurance Estimate: $1,293 FY 2021-2022 Actual + 5% estimated by Risk Management = $ 1,357.65.

524202 - SURETY BOND **$126**

To cover the cost of surety bonds for full-time equivalent employees: 12.55 FTE's x $10 per FTE = $125.50.

525000 - TELEPHONE **$4,289**

These funds are for telephone service for 11 Collection & Recycling Centers.
11 Phones @ $32.49/ea (average) = $357.39 per month
12 months @ $357.39 = $4,288.68

525006 – GPS MONITORING CHARGES **$407**

To cover the cost of monthly vehicle GPS monitoring charges for the 1500 pickup Co #41304 and the service vehicle Dodge 5500 #42723.

2 @ $16.95/month = $33.90
12 months @ $33.90 = $406.8

525021 – SMART PHONE CHARGES **$1,296**

This account covers the cost for smart phone charges for the Collection and Recycling Coordinator and the maintenance mechanic.

Verizon Smart Phone ($54.00 per month x 2)	$ 108
Months	X 12
Total	$ 1,296

525030 - 800 MHZ RADIO SERVICE CHARGES (2) **$1,413**

This account covers cost for two (2) 800 MHz Radios, $58.85 (6 site rate + airtime & tax) /mo.

Monthly service charge for two 800 MHZ radio 2 x $58.85	$ 117.70
Months	x 12
Total Service Charges	$ 1,412.40

525031 - 800 MHZ RADIO MAINTENANCE CONTRACTS (2) **$149**

This account covers cost for two (2) 800 MHz Radio maintenance contracts. The cost per radio includes tax for the 2022-2023 fiscal year. One radio at $109.08 per year and one radio at $39.36 per year = $148.44

525041- E-MAIL SERVICE CHARGES **$129**

These funds are for the Collection & Recycling Center Coordinator's e-mail account. $10.75/mo x 12 months = $129.00.

525210 - CONFERENCE & MEETING EXPENSES **$525**

This account covers the class for Chemical Spill Response certification for three employees. 3 x $175 = $525.

525240 - PERSONAL MILEAGE REIMBURSEMENT **$100**

These funds are for reimbursement to cover the cost to the Collection and Recycling Coordinator when it is appropriate to use his/her personal vehicle for the conduct of county business. Examples of this may occur when it is necessary to visit the Collection & Recycling Centers on the weekend, in the early morning, late afternoon, or when the county vehicle is not available.

525318 – UTILITIES **$90,600**

These funds are for utility expenses at the 11 Collection & Recycling Centers. The increase in this line item accounts for energy rate increases, addition of compactor equipment, and lighting upgrades to be made during the new fiscal year.

Average cost per month =	$7,550
Number of months=	x 12
Total=	$90,600

525400 - GAS, FUEL & OIL **$14,321**

These funds are for gas, oil, other fluids, and lubricants necessary for the operation of the Coordinator's F-150 pickup truck (#41304) and the Maintenance Mechanic's Dodge 5500 service vehicle (#42723) assigned to this account. These funds will also cover the cost of hydraulic fluid needed to operate the compactors at the Collection and Recycling Centers. (Fuel estimates set by Fleet Services: $2.77/gal. gas; $2.96/gal diesel)

1500 Pickup	20 gallons per week @ $2.77 per gallon	$ 2,880.80
Dodge 5500 Service Truck	45 gallons per week @ $2.96 per gallon	$ 6,926.40
Diesel Exhaust Fluid(For F-550)	50 gallons @ $1.77 per gallon	$ 88.50
Hydraulic Fluid for Equipment	10 drums @ $442.47 per drum	$ 4,424.70
	Total	$14,320.40

525405 - SMALL EQUIPMENT FUEL **$500**

This account covers the cost of fuel for all small equipment.

525600 - UNIFORMS & CLOTHING **$5,536**

These funds are for uniforms and clothing for the 15 Recycling Center attendants and maintenance mechanic. Attendants receive a new pair of safety shoes every other year which is around 8 pair per year and the maintenance mechanic receives a new pair every year

Safety Shoes	10 Pair @ $135.00	$ 1,350.00
Shirt – Short Sleeve	65 @ $14.50	$ 942.50
Shirt – Long Sleeve	65 @ $14.50	$ 942.50
Sweatshirt Hood w/zipper	39 @ $15.00	$ 585.00
Winter Jackets	15 @ $57.20	$ 858.00
Summer Caps	30 @ $7.50	$ 225.00
Winter Hats	30 @ $9.00	$ 270.00
S.C. Sales tax @ 7%		$ 362.11
Total		$ 5,535.11

526500 - LICENSE & PERMITS **$250**

These funds will cover any unforeseen cost of water testing by SC DHEC (based on current permit fees) at the 4 Collection & Recycling Centers with wells.

527040 - OUTSIDE PERSONNEL **$734,200**

These funds cover the payment for Babcock Center personnel at nine (9) of the Collection & Recycling Centers. The increase in this line item accounts for a CPI increase as stated in the contract – 4.689 percent.

Ball Park Collection & Recycling Center	$ 84,152.69
Bush River Collection & Recycling Center	$ 84,152.69
Chapin Collection & Recycling Center	$ 84,152.69
Edmund Collection & Recycling Center	$ 84,152.69
Hollow Creek Collection & Recycling Center	$ 69,361.94
Pelion Collection & Recycling Center	$ 69,361.94
River Chase Collection & Recycling Center	$ 84,152.69
Sandhills Collection & Recycling Center	$ 84,152.69
Southeast Collection & Recycling Center	$ 69,361.94
Maintenance Work – all sites	$ 21,197.56
Total:	$734,199.52

530100 - DEPRECIATION **$430,000**

This cost will cover the depreciation of our equipment.

538000 - CLAIMS & JUDGMENTS **$750**

This account will cover any cost that may occur that is lower than the deductible for the insurance.

SECTION VI. D. – CAPITAL LINE ITEM NARRATIVES

CAPITAL REQUEST

540000 - SMALL TOOLS AND MINOR EQUIPMENT **$2,000**

This account will cover the cost for any small tools and/or minor equipment which falls below the $500 capital cost limit, especially items not stocked at Central Warehouse. Among the items to be purchased are lawn mower(s), weed trimmer(s), leaf blower(s), small hand tools, etc. for use at the eleven (11) Collection & Recycling Centers.

5AN000 - SIGNS **$4,000**

This amount represents the funds necessary to obtain new and/or replacement directional, informational, and educational signs at each of the Collection & Recycling Centers. This amount also includes costs for signposts, brackets, and other hardware necessary for the installation of new and/or existing signs. In some cases the signs are needed to solve a safety issues (i.e. traffic direction/control). In other instances, the signs will direct the types of recycle products accepted in a given container, reducing the chance of contaminated containers, and insuring the optimum revenue for the container when delivered to the processor. The increase results from recent cost increases from the supplier(s), especially related to the increase in steel costs for acceptable signposts. Average cost per sign will vary based on the size, color, and message.

5AN000 - CONCRETE PADS/ASPHALT (REPLACEMENT) **$45,000**

This account will cover the cost to repair or replace existing black top or concrete pads at various Collection and Recycling Centers. The black top gets cracked and broken due to the heavy containers being set down on it over time. To ensure the safety and integrity of our Collection & Recycling Centers, we need to repair or replace the black top with concrete or asphalt. In some cases, we need to replace the existing broken concrete.

5AN000 - COLLECTION AND RECYCLING CENTER STRIPING **$4,500**

These funds will be used to provide direction and safety striping at the eleven (11) Collection and Recycling Centers. The striping provides increased visibility at night, a safety barrier for the staff, and efficiency of traffic flow.

5AN000 – (8) SELF-CONTAINED COMPACTORS (REPLACEMENT) **$343,789**

These funds will be used to purchase eight (8) new Self-Contained compactors to replace existing compactors that are 15-20 years old. Based on the age of the compactors and a maintenance analysis performed, a replacement schedule has been established. These self-contained compactors will be used to replace breakaway compactors that are currently in use. These replacements need to take place in order to bring the county into compliance with DHEC's Storm Water regulations. These changes will save significant fines and penalties in the future.

Self-Contained Compactor (with options)	8 @	$ 39,699.59	$ 317,596.72
Installation Charges	3@	$ 1,320.00 (not taxed)	$ 3,960.00
SC Sales Tax			$ 22,231.77
	Total		$ 343,788.49

5AN000 – WASTE OIL SHELTER LIGHTING **$25,149**

These funds will be used to provide lighting under the Waste Oil Shelters at the Collection and Recycling Centers. Over the last several years, these shelters have been ungraded to provide more space and more protection from rain blowing into the shelters. Visibility under these shelters has been greatly reduced due to the siding being extended down further to prevent the rain blowing in. Adding lighting under these shelters will significantly improve safety and visibility for the residents that are using them. The cost estimate for this line item was provided by a licensed electrical contractor.

COUNTY OF LEXINGTON
SOLID WASTE MANAGEMENT
Annual Budget
Fiscal Year 2022-23

Fund: 5700
Division: Public Works
Organization: 121204 - Solid Waste / Landfill Operations

Object Code	Expenditure Classification	2020-21 Expenses	2021-22 Expenses (Dec)	2021-22 Amended (Dec)	2022-23 Requested	*BUDGET* 2022-23 Recommend	2022-23 Approved
	Personnel						
510100	Salaries & Wages - 9.5	332,628	159,441	356,904	359,117		
510199	Special Overtime	0	1,006	0	0		
510200	Overtime	6,884	2,397	20,000	20,000		
511112	FICA Cost	24,326	11,707	28,833	29,002		
511113	State Retirement	85,322	24,046	62,415	70,364		
511120	Insurance Fund Contribution - 9.5	74,100	37,050	74,100	74,100		
511130	Workers Compensation	29,036	13,822	30,184	32,044		
511131	SC Unemployment	1,256	0	0	0		
	*** Total Personnel**	**553,552**	**249,469**	**572,436**	**584,627**		
	Operating Expenses						
520100	Contracted Maintenance	285,516	75,483	309,630	244,197		
520200	Contracted Services	4,900	3,393	526,009	497,775		
520233	Towing Service	75	0	225	1,000		
520300	Professional Services	583,000	14,000	92,725	92,725		
520302	Drug Testing Services	0	0	275	1,276		
520305	Infectious Disease Services	0	162	303	1,212		
520602	Landfill Monitoring - Edmund	20,000	10,000	22,500	25,000		
521000	Office Supplies	0	37	100	300		
521100	Duplicating	39	10	92	92		
521200	Operating Supplies	144,272	81,608	160,000	230,104		
522000	Building Repairs & Maintenance	7,497	1,465	38,840	14,840		
522050	Generator Repairs & Maintenance	0	281	1,659	3,317		
522100	Heavy Equipment Repairs & Maintenance	176,111	37,391	120,000	166,920		
522200	Small Equipment Repairs & Maintenance	888	177	1,000	6,500		
522201	Fuel Site Repairs & Maintenance	1,224	3,579	1,000	5,200		
522300	Vehicle Repairs & Maintenance	8,490	1,217	10,700	10,700		
523200	Equipment Rental	10,035	0	34,960	19,980		
524100	Vehicle Insurance - 6	5,064	4,305	5,535	4,920		
524101	Comprehensive Insurance - Inland Marine	51,974	57,903	60,000	45,010		
524201	General Tort Liability Insurance	6,228	6,228	6,540	6,540		
524202	Surety Bonds	60	0	0	95		
525006	GPS Monitoring Charges - 21	2,526	1,153	3,662	3,255		
525030	800 MHz Radio Service Charges - 9	5,327	2,216	5,600	5,600		
525031	800 MHz Radio Maintenance - 9	442	0	464	775		
525041	E-mail Service Charges - 0.5	129	54	129	129		
525210	Conference, Meeting & Training Expenses	500	0	1,500	1,449		
525230	Subscriptions, Dues & Books	430	0	1,300	0		
525317	Utilities - Landfill (Edmund)	14,895	8,505	16,500	17,500		
525400	Gas, Fuel, & Oil	145,709	69,978	142,111	241,498		
525405	Small Equipment Fuel	199	368	500	500		
525600	Uniforms & Clothing	3,485	2,323	5,000	8,533		
526500	Licenses & Permits	250	250	300	300		
530100	Depreciation Expense	703,529	0	620,000	750,000		
538000	Claims & Judgements (Litigation)	0	250	250	500		
538600	SCDHEC Fines - Administrative Order	0	0	5,000	5,000		
	*** Total Operating**	**2,182,794**	**382,336**	**2,194,409**	**2,412,742**		
	**** Total Personnel & Operating**	**2,736,346**	**631,805**	**2,766,845**	**2,997,369**		

COUNTY OF LEXINGTON
SOLID WASTE MANAGEMENT
Annual Budget
Fiscal Year 2022-23

Fund: 5700
Division: Public Works
Organization: 121204 - Solid Waste / Landfill Operations

Object Code	Expenditure Classification	2020-21 Expenses	2021-22 Expenses (Dec)	2021-22 Amended (Dec)	2022-23 Requested	*BUDGET* 2022-23 Recommend	2022-23 Approved
	Capital						
540000	Small Tools & Minor Equipment	1,379	0	2,500	2,500		
599999	Capital Clearing	(1,494,505)	0	0			
	All Other Equipment	1,494,505	156,450	1,668,065	2,065,198		
	**** Total Capital**	**1,379**	**156,450**	**1,670,565**	**2,067,698**		
	Transfers:						
815701	Op Trn to Solid Waste Post Closure	162,370	0	175,664	175,664		
	**** Total Transfers**	**162,370**	**0**	**175,664**	**175,664**		
	***** Total Expenses**	**2,900,095**	**788,255**	**4,613,074**	**5,240,731**		

SECTION IV

COUNTY OF LEXINGTON

Capital Item Summary
Fiscal Year - 2022-2023

Fund # 5700 Fund Title: Solid Waste Management
Organization # 121204 Organization Title: Solid Waste/ Landfill Operations
Program # 1 Program Title: Landfill Operations

Qty	Item Description	***BUDGET*** 2022-2023 Requested Amount
1	Small Tools & Minor Equipment	$2,500.00
1	D-7 Dozer (Replacement)	$880,000.00
1	Off Road Haul Truck (Replacement)	$572,000.00
1	3/4 Ton Pick-up (Replacement)	$50,000.00
1	3/4 Ton Pick-up (Replacement)	$50,000.00
2	Steam Cleaners (Replacement)	$30,000.00
1	Landfill Gravel Road Paving	$125,000.00
1	Off Road Truck Hydro Seeder Bed/ Water Truck (Replacement)	$326,700.00
1	Small Equipment Storage Building	$30,000.00
1	Automated External Defibrilator	$1,498.00
	**** Total Capital (Transfer Total to Section III)**	**$2,067,698.00**

SECTION V-PROGRAM OVERVIEW

Summary of program:

Program 1: Landfill Operations

Objectives:

This program requires the efforts of nine (9) Heavy Equipment Operators and one (1) Supervisor. This program oversees the Construction & Demolition, the Yard Waste Landfill Operations, and Recycling Materials Recovery Facility, while enforcing Lexington County Ordinances, South Carolina Department of Health and Environmental Control (SCDHEC) rules and regulations. The Supervisor is responsible for this department and the Transfer Station (121206); therefore his salaries and all operational items are split accordingly.

SERVICE LEVELS

Service Level Indicators:
Program 1:

Service Levels C&D Yard Waste Processed	Actual FY 19/20	Actual FY 20/21	Estimated FY 21/22	Projected FY 22/23
Tons Land filled	93,044	98,460	103,713	107,862
Tons Yard Waste Compost	11,764	13,973	14,469	15,193
Tons Carpet & Pad	0	0	0	0
Tons Asphalt/ Concrete/	2,031	2,263	1,820	2,250
Porcelain	23	36	34	36
Tons Appliance/ Metals	698	888	970	1100
Tons Pro Tanks	3	4	3	3
Tons Mattress	134	131	130	135
Total Recycled	14,653	17,295	17,426	18,717
Total Disposed/ Recycled	107,697	115,755	121,139	126,579

SECTION VI. - LINE ITEM NARRATIVES

SECTION VI. A. – SUMMARY OF REVENUES

SECTION VI. B. – LISTING OF POSITIONS

Current Staffing Levels:

Job Title	Full Time Equivalent				
	Positions	Enterprise Fund	Other Fund	Total	Pay Band
Supervisor of Landfill Operations	0.5*	0.5		0.5	113
Heavy Equipment Operators III	8	8		8.0	108
Heavy Equipment Operators II	1	1		1	107
Total Positions	9.5	9.5		9.5	

All of these positions require benefits/insurance.
*This position is funded 50% in 121204 and 50% in 121206

SECTION VI. C. - OPERATING LINE ITEM NARRATIVES

520100 – CONTRACTED MAINTENANCE **$244,197**

Forty (40) portable fire extinguishers are inspected once a year and recharged

Inspections Each	$	5.00
	x	40
Total	$	200.00
Recharging Each	$	15.40
	x	40
Total	$	616.00
Estimated replacement parts	$	2,000.00
Total	$	2,816.00

Co # 42724 Caterpillar 826-K Landfill Compactor.

Total Maintenance & Repair (TM&R) per month	$	2,494.00
	X	12
Total	$	29,928.00
Fire protection inspection (quarterly)	$	197.25
	x	4
Sub-total	$	789.00
S.C. sale tax @7%	$	55.23
Total	$	844.23
Total	$	30,772.23

Co # 41167 Caterpillar 826-K Landfill Compactor.

Total Maintenance & Repair (TM&R) per month	$	2,457.00
	x	12
Total	$	29,484.00
Fire protection inspection (quarterly)	$	197.25
	x	4
Sub-total	$	789.00
S.C. sale tax @7%	$	55.23
Total	$	844.23
Total	$	30,328.23

Co # 41094 VOLVO Hydraulic Excavator

Total Maintenance & Repair (TM&R) per month	$ 975.00
	x 12
Total	$ 11,700.00
Fire protection inspection (quarterly)	$ 197.25
	x 4
Sub-total	$ 789.00
S.C. sale tax @7%	$ 55.23
Total	$ 844.23
Total	$ 12,544.23

Co # 40323-Caterpillar D-7-E Dozer.

Total Maintenance & Repair (TM&R) per month	$ 1,838.00
	x 2
Total	$ 3,676.00
Total Maintenance & Repair (TM&R) per month	$ 2,551.00
	x 8
Total	$ 20,408.00
Fire protection inspection (quarterly)	$ 197.25
	x 4
Sub-total	$ 789.00
S.C. sale tax @7%	$ 55.23
Total	$ 844.23
Total	$ 24,928.23

Co # 00000- NEW Caterpillar D-7-E Dozer.

Total Maintenance & Repair (TM&R) per month	$ 2,122.00
	x 2
Total	$ 4,244.00
Fire protection inspection (quarterly)	$ 197.25
	x 0
Sub-total	$ 000.00
S.C. sale tax @7%	$ 00.00
Total	$ 000.00
Total	$ 4,244.00

Co # 42522 Caterpillar D-6 Dozer.

Total Maintenance & Repair (TM&R) per month	$	1,535.00
	x	12
Total	$	18,420.00
Fire protection inspection (quarterly)	$	197.25
	x	4
Sub-total	$	789.00
S.C. sale tax @7%	$	55.23
Total	$	844.23
Total	$	19,264.23

Co # 42984 Caterpillar 330 Hydraulic Excavator

Total Maintenance & Repair (TM&R) per month	$	1,345.80
	x	12
Total	$	16,149.60
Fire protection inspection (quarterly)	$	197.25
	x	4
Sub-total	$	789.00
S.C. sale tax @7%	$	55.23
Total	$	844.23
Total	$	16,993.83

Co # 43328 Cat 30 Ton off Road Truck

Total Maintenance & Repair (TM&R) per month	$	1,542.00
	x	12
Total	$	18,504.00
Fire protection inspection (quarterly)	$	197.25
	x	2
Sub-total	$	394.50
S.C. sale tax @7%	$	27.62
Total	$	422.12
Total	$	18,926.12

Co # 43328 New 30 Ton off Road Truck

Total Maintenance & Repair (TM&R) per month	$	1,542.00
	x	6
Total	$	9,252.00

Fire protection inspection (quarterly) (Covered for the first year)	$	197.25
	x	0
Sub-total	$	000.00
S.C. sale tax @7%	$	00.00
Total	$	000.00
Total	$	9,252.00

Co # 37980 Volvo 30 Ton off Road Truck

Total Maintenance & Repair (TM&R) per month	$	3,750.00
	x	12
Total	$	45,000.00
Fire protection inspection (quarterly)	$	197.25
	x	4
Sub-total	$	789.00
S.C. sale tax @7%	$	55.23
Total	$	844.23
Total	$	45,844.23

Co # 36827 Cat 287-C Skid Steer

Total Maintenance & Repair (TM&R) per month	$	550.00
	x	1
Total	$	550.00
Total Maintenance & Repair (TM&R) per month	$	565.00
	x	11
Total	$	6,215.00
Total	$	6,765.00

Co # 00000 NEW Caterpillar 430 Backhoe.

Total Maintenance & Repair (TM&R) per month	$	758.00
	x	12
Total	$	9,096.00
Fire protection inspection (quarterly)	$	197.25
	x	1
Sub-total	$	197.25

S.C. sale tax @7%	$ 13.81
Total	$ 211.06
Total	$ 9,307.06

Co # 35427(2011 Model) Caterpillar 430 Backhoe.

Fire protection inspection (quarterly)	$ 197.25
	x 1
Sub-total	$ 197.25
S.C. sale tax @7%	$ 13.81
Total	$ 211.06
Total	$ 211.06

Estimated cost for replacement part for the fire protection system	$ 12,000.00
TOTAL CONTRACTED MAINTENANCE	$ 244,196.45

520200 - CONTRACTED SERVICES **$497,775**

- Wood grinding/Compost Facility Operation
  15,193 tons wood waste/vegetative waste (FY22-23 Est.) x $26.32/ ton + CPI of 4.689 % = $418,630.12

  2,000 tons Food Waste (FY 22-23 Est.) x $25.00/ton + CPI of 4.689% = 52,344.50
  Total $470,974.62

- Janitorial Services for the Administration offices, Transfer Station, Operators building, and Scale Complex $19,200
  $1,600 per month x 12 = $19,200

- Rip-Rap Stone delivery per ton $3,750
  500 tons x $7.50 per ton = $3,750

- Fire Hood testing – Training Building $100
  $50 per test x 2 (every six months) = $100

- Crushed stone delivery per ton $3,750
  500 tons x $7.50 = $3,750

TOTAL CONTRACTED SERVICES $497,774.62

520233 – TOWING SERVICES **$1,000**

This account covers cost associated with towing Landfill vehicles as needed for repairs.

520300 - PROFESSIONAL SERVICES **$92,725**

This account covers cost associated with several types of services. These services include: Engineering observations, surveying, annual volume calculation, technical assistance, and overview of construction activities for the Edmund Class 2 Landfill at Edmund.

Class II Landfill Compliance (Edmund)	$ 30,000.00
Survey Services for Landfill Compliance (Edmund)	30,000.00
Topographic survey/Landfill volume calculation (Annual) Edmund	9,000.00
Annual Comprehensive Site Inspection – SWPPP	2,000.00
FY2022-23 Project Planning Activities	6,500.00
Revisions to Edmund Landfill Groundwater Monitoring Plan	5,000.00
Conceptual Review of Flocculation System Expand/Upgrade	10,000.00
Total	$ 92,500.00

A mandatory fee is required to cover cost of SCDHEC Drinking Water annual fee for public wells located on the landfill site.

Water Fee	$ 225.00
Total Professional Services	$ 92,725.00

520302 - DRUG TESTING SERVICES **$1,276**

The required Random Drug/Alcohol Testing is for nine (9) employees if an accident/incident were to occur to any employee while operating County equip/vehicle, a Drug/Alcohol testing is mandatory. For employees holding CDL licenses, as required of their position, are on a random drug-screening program.

Random Drug Testing (9 employees x $40/test)	$ 360.00
After hours drug & alcohol (4 employees x $100/test)	$ 400.00
Random Driver History Check (9 employees x $15.25/report)	$ 137.25

Random Alcohol Testing	$ 42.00
Employees	x 9
Total	$ 378.00
Total Estimated Test	$ 1,275.25

520305 – INFECTIOUS DISEASE SERVICE **$1,212**

This account will cover the cost for hepatitis "B" inoculations available to employees. 29CFR 1910.1030 Guidelines apply to any personnel considered at risk under OSHA 1970 General Data clause. There is considerable information available to support the inclusion of certain personnel in the Solid Waste Management Division in a pathogenic exposure program to vaccinate against hepatitis "B".

Shot Series cost/ employee $303 x (4) employees = $1,212.00

520602 - L/F WELL MONITORING - EDMUND **$25,000**

The proposed engineering fee is to perform bi-annual sampling and laboratory analysis of groundwater, annual NPDES sampling/reporting, and cover inspection at the Edmund (Class 2, Cell 2) Landfill. Engineering consultants oversee and handle all laboratory reports as required by SCDHEC. This fee includes: Laboratory analysis of sampling for indicator parameters, review of results in relation to maximum contaminant levels, and reporting of results to SCDHEC.

521000 - OFFICE SUPPLIES **$300**

This account is to cover supplies used in this program. Office Supplies include: Business cards, printer ribbons, file folders, bulletin board, pens, pencils, etc., as needed.

521100 - DUPLICATING **$92**

This account covers the cost of duplicating the following: daily fuel sheets, vehicle & equipment service reports, notification of needed repairs, inter-office, and SCDHEC correspondence for the Landfill Supervisor.

Copies	$	0.0285
	x	3200
Total	$	91.20

521200 - OPERATING SUPPLIES **$230,104**

This account covers the cost for operating supplies used daily in the Landfill operations. Erosion control maintenance for approx. 142 acres requiring vegetation to include sediment pond dams/trench slopes & closed MSW Landfill. Portions of the Property will require seed, fertilizer, mulch, and stone for road maintenance. General operating supplies are to include: rakes, shovels, work & safety gloves, equipment cleaning supplies, trash bags for litter control throughout the landfill facility, etc. This also covers cost of supplies not carried at Central Warehouse.

- Rip Rap Stone x $32.00/ton x 500 tons	$	16,000.00
- Polymer Material (Floc) for basin cleaning	$	161,550.00
- Grassing Materials (MSW Lf repairs, barrow area & other general maint.) =	$	5,000.00
- Erosion Reinforcement Materials	$	2,500.00
- General Operating Supplies	$	5,000.00
- Crushing of concrete for road repairs	$	25,000.00
Sub-total	$	215,050.00
S.C. Sale tax @ 7%	$	15,053.50
Total	$	230,103.50

522000 - BUILDING REPAIRS & MAINTENANCE **$14,840**

This account covers needed repairs to all structural buildings at the Edmund facility, with the exception of the Transfer Station Facility. Generator maintenance, well & septic tank maintenance, paving asphalt to repair entrance of scales, sandblasting, and paint for scales, fuel tank maintenance, general maintenance of oil & maintenance storage sheds, and office buildings.

Estimated repairs	$ 10,250.00
Annual inspection for garage doors (twice a year @ $95)	$ 190.00
	x 11
Total Annual	$ 2,090.00
Estimated cost for repairs to garage doors	$ 2,500.00
Total	$ 14,840.00

522050 – GENERATOR REPAIRS & MAINTENANCE **$3,317**

Annual inspection and repairs for two Generators	$ 1,658.15
	X 2
Total	$ 3,316.30

522100 - HEAVY EQUIPMENT REPAIRS & MAINTENANCE **$166,920**

This account is for landfill heavy equipment repairs not covered by contracted maintenance (TM&R) and include items as follows: tires, cutting blades, compactor cleats, off-road tires, etc. This account covers 19 pieces of heavy equipment: 2 excavators, 2 compactors, 2 haul trucks, 2 dozers, 3 water pumps, 3 tractors,1 off road hydro seeder/ Water Truck, 1 motor grader, 1 skid steer, 1 forklift, and 1 back hoe.

Maintenance, parts, and labor to repair 20 pieces of landfill equipment	$ 120,000.00
Estimated cost for off road truck tires (4)	$ 24,000.00
Wheel rotation for both compactors	$ 12,000.00
Sub-total	$ 156,000.00
S.C. Sale tax @ 7%	$ 10,920.00
Total	$ 166,920.00

522200 - SMALL EQUIPMENT REPAIRS AND MAINTENANCE **$6,500**

This account is to cover cost of any small equipment used in the landfill operations for maintenance & repair of the following: Air compressor's (3), lawn mowers (3), welders (2), steam cleaners (2), grease guns, air hammer, etc.

Estimated Repairs	$ 6,500.00

522201 – FUEL SITE REPAIRS & MAINTENANCE **$5,200**

This account is for cost associated with the repairs, maintenance, and DHEC annual testing of the Veeder-Root system at the Edmund Landfill fuel site. Estimate provided by Fleet Maintenance $1,200 for annual testing and $4,000 for repairs.

522300 - VEHICLE REPAIRS & MAINTENANCE **$10,700**

This account is for cost associated with the service maintenance and repairs for the landfill vehicles:

Estimated cost for maintenance, and repair to 8 vehicles	$ 7,000.00
Estimated cost for the above vehicles parts	$ 3,000.00
Sub-total	$ 10,000.00
S.C. Sale tax @ 7%	$ 700.00
Total	$ 10,700.00

523200 – EQUIPMENT RENTAL **$19,980**

This account is for cost associated with the rental of equipment to clean out the basin ponds in the landfill, Vibrator roller for reconstruction of the entrance (dirt portion) road in the landfill, etc.

Road Vibrator Roller (Road Maintenance)	$ 3,500.00
Months	x 4
Sub-total	$ 14,000.00
S.C. Sale tax @ 7%	$ 980.00
Total	$ 14,980.00
Miscellaneous Equipment	$ 5,000.00
Total Rental	$ 19,980.00

524100 - VEHICLE INSURANCE **$4,920**

This account will cover the cost for liability insurance for eight (8) vehicles $615 per vehicle = $4,920
Cost based on Risk Management estimate for FY 2022-2023.

524101 - COMPREHENSIVE INSURANCE/LANDFILL EQUIP. **$45,010**

This account is for insurance to cover: Inland, Marine, Fire, Vandalism, etc. of Heavy Equipment used in the landfill operations. Costs based on projections provided by Risk Management.

524201 - GENERAL TORT LIABILITY INSURANCE **$6,540**

This account fee covers the cost for the FY 22/23 for the current number of employees. FY 2021-2022 actual = $6,228 + 5 % estimated by Risk Management = $ 6,539.40.

524202 – SURETY BONDS **$95**

This account fee covers the cost for Surety Bonds for FY 22/23 - 9.5 FTE's x $10 each = $95.

525006 – GPS MONITORING CHARGES **$3,255**

This account covers cost for GPS monitoring and activation.

Monitoring of 16 Units x $16.95/unit	$	271.20
Months	x	12
Total	$	3,254.40

525030 - 800 MHZ RADIO SERVICE CHARGES **$5,600**

This account covers cost for nine (9) 800 MHz Radios:

Service for (9) Radios x $51.85 (5 site rate + airtime & tax)/month =	$	466.65
Month	x	12
Total	$	5,599.80

525031 - 800 MHZ RADIO MAINTENANCE **$775**

This account covers cost for required maintenance of 800 MHz Radios.
(6) Radios at $109.08 per radio = $654.48 and (3) Radios at $39.96 per radio = $119.88 = Total $774.36

525041 - E-MAIL SERVICE CHARGES **$129**

This account covers the cost for E-Mail Services for Landfill Supervisor.

Services	$	10.75
Months	x	12
Total	$	129.00

525210 - CONFERENCE & MEETING EXPENSES **$1,449**

This account will cover cost for the Landfill Supervisor to attend the Solid Waste Association of North America (SWANA) Regional conference. The conference is an educational program to update those in the field of Solid Waste Management on Federal and State regulations and Landfill Operational Applications. Courses are offered to assist with CEU hours that are required in maintaining both SWANA and SCDHEC landfill management re-certifications. Also, 2 staff members to attend the annual Spill Prevention Course held locally.

Spill Prevention Course (2) staff members x $150 each =	$	300.00
Landfill Supervisor Training Course	$	350.00
3 nights lodging ($138/day x 3)	$	414.00
Per Diem ($45/day x 3)	$	135.00
Travel	$	250.00
Total	$	1,449.00

525230 - SUBSCRIPTIONS, DUES & BOOK **$0**

525317 - UTILITIES - EDMUND LANDFILL **$17,500**

This account covers the cost of utilities at the Edmund Facility, with the exception of the Transfer Station.

525400 - GAS FUEL & OIL **$241,498**

This account will cover the cost for daily gas, diesel, DEF fluid, transmission, hydraulic, antifreeze, and other lubricants required for vehicles and heavy equipment's services for one year. **Fleet services has proposed a budget cost for gas of $2.77 a gal. and diesel of $ 2.96 a gal. For FY 2022/2023.**

2022-2023 estimated fuel usage (diesel) total 72,582 Gallons X $2.96 per Gallon =	$ 214,842.72
2022-2023 estimated fuel usage (gas) total 3,493 Gallons X $2.77 per Gallon =	$ 9,675.61
Misc. Lubricants and Fluids	$ 16,979.00
Total	$ 241,497.33

525405 – SMALL EQUIPMENT FUEL **$500**

This account covers the cost of gas for all small equipment.

525600 - UNIFORMS & CLOTHING **$8,533**

This account covers cost for (9) employees on staff that are required to wear uniforms to identify themselves as County employees while working directly with the public. Safety apparatus must be worn due to some of the hazardous conditions the employees are exposed.

526500 - LICENSE AND PERMITS **$300**

This account will cover the cost for the following required permit(s):

Landfill NPDES Permit	$ 300.00

530100 - DEPRECIATION **$750,000**

This cost will cover the Depreciation for FY 22/23.

538000 - CLAIMS & JUDGMENTS **$500**

This account will cover any cost, which may occur that are lower than the deductible of our insurance.

538600 – SCDHEC FINES – ADMIN ORDER **$5,000**

This account will cover potential landfill fines issued by DHEC.

SECTION VI. D. – CAPITAL LINE ITEM NARRATIVES

CAPITAL REQUEST

540000 - SMALL TOOLS & MINOR EQUIPMENT **$2,500**

This account will cover costs for any small tools and minor equipment, which falls below the $500 capital cost limit. And to include replacement items not stocked at Central Warehouse such as wrenches, ratchets, sockets, floor jacks, lawn mowers, etc.

5AN000 – D-7 DOZER (REPLACEMENT) **$880,000**

This account will cover the cost of replacing one (1) D-7 Dozer utilized in the landfill based on Fleet Services replacement schedule.

5AN000 – OFF ROAD HAUL TRUCK (REPLACEMENT) **$572,000**

This account will cover the cost of replacing one (1) off road haul truck utilized in the landfill. This replacement is based on Fleet Services replacement schedule.

5AN000 – (1) 3/4 TON PICK-UP TRUCK (REPLACEMENT) **$50,000**

This account will cover the cost of replacing one (1) pickup truck utilized in the landfill operation. This replacement is based on Fleet Services replacement schedule.

5AN000 – (1) 3/4 TON PICK-UP TRUCK (REPLACEMENT) **$50,000**

This account will cover the cost of replacing one (1) pickup truck utilized in the landfill operation. This replacement is based on Fleet Services replacement schedule.

5AN000 – (2) STEAM CLEANERS (REPLACEMENT) **$30,000**

This account will cover the cost of replacing two (2) steam cleaners utilized in landfill and transfer station operations. The current steam cleaners are old and malfunctioning. The cost of repairing them on a yearly basis is too high versus replacing the units.

5AN000 – LANDFILL GRAVEL ROAD PAVING **$125,000**

This account will cover the cost of paving approximately 1,100 feet of the main gravel road going into the landfill. This is needed to help cut down dust generated from vehicles traveling down the road. Dust needs to be kept at a minimum to comply with DHEC regulations. Four speed humps will also be installed to keep traffic at a safe speed improving safety for citizens and employees on this road.

5AN000 – OFF ROAD HAUL TRUCK HYDRO SEEDER BED (REPLACEMENT) **$326,700**

This account will cover the cost of replacing the current off road water truck and tow behind hydro seeder. This unit will be mounted to the back of the existing haul truck that is being replaced. Currently the hydro seeder is towed behind the motor grader. The motor grader isn't able to get everywhere it is needed without being pulled by the dozer. With a unit mounted to the back of an off road haul truck it will be able to get everywhere it is needed resulting in less equipment and man power being used. It will also be a used as a water truck to wet down the landfill and roads to comply with DEHEC regulations. This results in the county saving money by not having to purchase a new water truck and hydro seeder which are both on Fleet Services replacement schedule.

5AN000 – SMALL EQUIPMENT STORAGE BUILDING **$30,000**

This account will cover the cost of constructing a building to store some of the small equipment used in landfill operations. This will keep the equipment out of the weather, and prolong its life span.

5AN000 – AUTOMATED EXTERNAL DEFIBRILATOR **$1,498**

To cover cost for purchase of an Automated External Defibrillator Package to be stationed at the Landfill Fuel Complex so that it is available to be used in any landfill emergencies. Base Price $1,400 x .07 Sales tax = $1,498.00

TRANSFERS

815701 – OP TRN TO SOLID WASTE POST CLOSURE CARE COST **$175,664**

This is our annual portion of the Financial Assurance, as required by SCDHEC. These funds cover the Closure/Post Closure costs of the Edmund C&D Landfill, Cell 2.

SECTION IIIA

COUNTY OF LEXINGTON
New Departmental Program Request Summary
Fiscal Year - 2022 - 2023

Fund # 5700 Fund Title: Solid Waste Management
Organization # 121204 Organization Title: Solid Waste / Landfill Operations

Object Expenditure Code	Classification	Program # 1	Program # 2	Program #3	Program #4	Total 2022-2023 Requested
	Program Title:	Maintenance Asst. (2)	Mechanic III	Land Acquisiton Edmund LF		
	Personnel					
510100	Salaries #_3_	57,492	42,391	0	0	99,883
510300	Part Time #___	0	0	0	0	0
511112	FICA Cost	4,399	3,243	0	0	7,642
511113	State Retirement	10,671	7,868	0	0	18,539
511114	Police Retirement	0	0	0	0	0
511120	Insurance Fund Contribution #_3__	15,600	7,800	0	0	23,400
511130	Workers Compensation	4,784	4,350	0	0	9,134
511131	S.C. Unemployment	0	0	0	0	0
	*** Total Personnel**	92,946	65,652	0	0	158,598
	Operating Expenses					
520100	Contracted maintenance	0	0	0		0
520200	Contracted Services	0	0	0	0	0
520300	Professional Services	0	0	25,000	0	25,000
520302	Drug Testing Service	0	0	0	0	0
520305	Infectious Disease Services	606	303	0	0	909
520500	Legal Service	0	0	10,000	0	10,000
521100	Duplicating	0	0	0	0	0
521200	Operating Supplies	300	500	0	0	800
522100	Heavy Equipm. Repairs & Mainten	0	0	0	0	0
522200	Small Equipment Repairs & Maint.	0	0	0	0	0
522300	Vehicle Repairs & Maintenance	0	1,000	0	0	1,000
523000	Land Rental	0	0	0	0	0
524000	Building Insurance	0	0	0	0	0
524100	Vehicle Insurance #___	0	615	0	0	615
524101	Comprehensive Insurance #_2__	0	267	0	0	267
524201	General Tort Liability Insurance	1,244	622	0	0	1,866
524202	Surety Bonds	20	10	0	0	30
525000	Telephone	0	0	0	0	0
525006	GPS Monitoring Charges	0	204	0	0	204
525030	800 Radio Service Charge	1,406	703	0	0	2,109
525031	800 Radio Maintenance	0	0	0	0	0
525210	Conference & Meeting Expenses	0	0	0	0	0
525230	Subscriptions, Dues, & Books	0	0	0	0	0
525___	Utilities - _____	0	0	0	0	0
525400	Gas, Fuel, & Oil	0	3,079	0	0	3,079
525600	Uniforms & Clothing	1,200	600	0	0	1,800
526500	Licenses & Permits	0	0	0	0	0
530100	Depreciation	0	5,000			
	*** Total Operating**	4,776	12,903	35,000	0	17,679
	**** Total Personnel & Operating**	97,722	78,555	35,000	0	176,277
	**** Total Capital (From Section IV)**	3,600	63,600	546,000	0	613,200
	***** Total Budget Appropriation**	101,322	142,155	581,000	0	824,477

SECTION III

COUNTY OF LEXINGTON
New Program Request
Fiscal Year - 2022-2023

Fund # 5700 — Fund Title: Solid Waste Management
Organization # 121204 — Organization Title: Solid Waste Landfill Operations
Program # 1 — Program Title: (2) Maintenance Assistant I's

Object Expenditure Code	Classification	Total 2022-2023 Requested
	Personnel	
510100	Salaries #_2_	57,492
510300	Part Time #___	0
511112	FICA Cost	4,399
511113	State Retirement	10,671
511114	Police Retirement	0
511120	Insurance Fund Contribution #_2__	15,600
511130	Workers Compensation	4,784
511131	S.C. Unemployment	
	*** Total Personnel**	92,946
	Operating Expenses	
520100	Contracted maintenance	0
		0
520200	Contracted Services	0
520305	Infectious Disease Services	606
520400	Advertising	0
521000	Office Supplies	0
521100	Duplicating	0
521200	Operating Supplies	300
522100	Equipment Repairs & Maintenance	0
522200	Small Equipment Repairs & Maint.	0
522300	Vehicle Repairs & Maintenance	0
523000	Land Rental	0
524000	Building Insurance	0
524100	Vehicle Insurance #___	0
524101	Comprehensive Insurance #_1__	0
524201	General Tort Liability Insurance	1,244
524202	Surety Bonds	20
525030	800 MHZ Radio Service Charges	1,406
525031	800 MHZ Radio Maintenance	0
525100	Postage	0
525210	Conference & Meeting Expenses	0
525230	Subscriptions, Dues, & Books	0
525___	Utilities - _____	0
525400	Gas, Fuel, & Oil	0
525600	Uniforms & Clothing	1,200
526500	Licenses & Permits	0
	*** Total Operating**	4,776
	**** Total Personnel & Operating**	97,722
	**** Total Capital (From Section IV)**	3,600
	***** Total Budget Appropriation**	101,322

SECTION IV

COUNTY OF LEXINGTON
Capital Item Summary
Fiscal Year - 2022 - 2023

Fund # 5700 Fund Title: Solid Waste Management
Organization # 121204 Organization Title: Solid Waste / Landfill Operations
Program # 1 Program Title: Maintenance Assistant I (1)

Qty	Item Description	***BUDGET*** 2022-2023 Requested Amount
1	800 MHZ Mobile Radio (ADDNL)	$3,600

**** Total Capital (Transfer Total to Section III)** **3,600**

SECTION V - PROGRAM OVERVIEW

Summary of Programs:

Program 1 – Maintenance Assistant I (2)

Program 1: Maintenance Assistant I (2)

Objectives:

Two Maintenance Assistant I positions are being requested to assist with the overall daily solid waste facility operations, as well as labor required for maintenance duties.

The Department has experienced a significant reduction in the provision of Community Service personnel. In the past, the Community Service personnel assisted with the completion of a large number of the maintenance duties at the landfill. These included litter collection both on landfill lane and windblown litter on the landfill, additional debris cleanup around the transfer station chute area and waste water recovery system, heavy equipment cleaning, weekly grass cutting at the landfill and along both sides of landfill lane (1mile long), etc.

In 2007, Community Service hours for the year equaled 5,526 or approximately 3.0 laborers per day (Monday – Saturday). Since 2007 the number of hours of community service has significantly diminished. In 2021, the number of service hours totaled 881.75 which is less than 1 laborer (3.4 labor hours) per day. The other problem of relying on Community Service personnel is that the staff never knows when one has been assigned by the courts to work at the landfill or when they will show up. This makes it very difficult to schedule maintenance using the Community Service personnel.

Year	Community Service Labor Hours
2007	5,526.00
2008	3,384.75
2009	2,352.70
2010	1,834.25
2011	3,081.75
2012	2,688.00
2013	3,175.25
2014	2,287.75
2015	1,284.00
2016	2,104.00
2017	1,686.00
2018	1,439.55
2019	920.25
2020	750.00
2021	881.75

When a Community Service person does show up, the Heavy Equipment Operator working in the transfer station has to stop and supervise the activities of this person throughout the day. With the two Maintenance Assistants (covering 7 day work week), these positions can perform maintenance duties and also supervise these individuals to ensure their safety and that they are being productive.

Additionally, the Maintenance Assistants will free up the Heavy Equipment Operators from the routine maintenance functions. The SC DHEC inspectors have become much more stringent on their inspections, citing litter, or area's that need mowing. Without the Community Service personnel or the Maintenance Assistant, a heavy equipment operator has to be pulled from their responsibility of operating equipment to pick up litter, or cut grass. With the increase in waste coming into the facility, the Heavy Equipment Operators are needed on the equipment.

SECTION VI. – LINE ITEM NARRATIVES

SECTION VI. A. – SUMMARY OF REVENUES

SECTION VI. B. – LISTING OF POSITIONS

Current Staffing Level:

Job Title	Full Time Equivalent Positions	General Fund	Other Fund	Total	Band
Maintenance Assistants I*	2		2	2	105
Total Positions	2		2	2	

*Positions requires insurance.

Requested Personnel Budget:

510100 - SALARIES AND WAGES **$57,492**

(1) Maintenance Assistant I (Band 105) x $28,745.60 Salary per year = $ 28,745.60 x 2 = 57,491.20

511112 - FICA COSTS **$4,399**

FICA 7.65 % x $57,492 = $ 4,398.14

511113 - STATE RETIREMENT **$10,671**

Retirement 18.56 % x $57,492 = $10,670.52

511120 – HEALTH INSURANCE **$15,600**

(2) Maintenance Assistant I – eligible for insurance = $7,800 x 2 = $15,600

511130 - WORKERS COMPENSATION (1.0 FTE) **$4,784**

Workers Compensation $57,492 x 0.0832 (6217) = $4,783.33

SECTION VI. C. – OPERATING LINE ITEM NARRATIVES

520305 – INFECTIOUS DISEASE SERVICES **$606**

This account will cover the cost for tetanus and hepatitis "B" inoculations available to employees. 29CFR 1910.1030
Guidelines apply to any personnel considered at risk under OSHA 1970 General Data clause. There is considerable information available to support the inclusion of certain personnel in the Solid Waste Management Division in a pathogenic exposure program to vaccinate against hepatitis "B".

Shot Series cost/ employee $303 x (2) employee = $606

521200 - OPERATING SUPPLIES **$300**

This account covers the cost for operating supplies used daily, to include safety glasses, gloves, etc.

524201 - GENERAL TORT LIABILITY INSURANCE **$1,244**

This account covers cost for the FY 22-23 – 2 employees x $622 = $1,244

524202 - SURETY BONDS **$20**

To cover the cost of surety bonds $10 x 2 FTE's = $20. This is a surety bond year.

525030 - 800 MHZ RADIO SERVICE CHARGES **$1,406**

This account covers cost for (2) 800 MHz Radios.

Service for (2) 800 MHz Radio x $58.58/each	$	117.16
Month	x	12
Total	$	1,405.92

525031 - 800 MHZ RADIO MAINTENANCE **$0**

This account covers cost for needed maintenance for (2) 800 MHz Radios x $0/year (under warranty).

525400 - UNIFORMS & CLOTHING **$1,200**

This account covers cost for two employee who is required to wear uniforms to identify themselves as County employees, while working directly with the public. Safety apparatus must be worn, due to some of the hazardous conditions the employees are exposed. This includes but not limited to safety boots, pants, tee shirts, sweatshirt, etc.

SECTION VI. D. – CAPITAL LINE ITEM NARRATIVES

CAPITAL REQUEST

5AN000 - (1) 800 MHZ MOBILE RADIO (ADDNL) $3,600

This account will cover the cost for One (1) 800 MHz radio for the requested positions to provide continuous communication with the department or other agencies.

SECTION III

COUNTY OF LEXINGTON
New Program Request
Fiscal Year - 2022-2023

Fund # 5700 — Fund Title: Solid Waste Management
Organization # 121204 — Organization Title: Solid Waste Landfill Operations
Program # 2 — Program Title: Mechanic III

Object Expenditure Code	Classification	Total 2022-2023 Requested
	Personnel	
510100	Salaries #_1_	42,391
510300	Part Time #___	0
511112	FICA Cost	3,243
511113	State Retirement	7,868
511114	Police Retirement	0
511120	Insurance Fund Contribution #_1__	7,800
511130	Workers Compensation	4,350
511131	S.C. Unemployment	
	*** Total Personnel**	65,652
	Operating Expenses	
520100	Contracted maintenance	0
		0
520200	Contracted Services	0
		0
520305	Infectious Disease Services	303
520400	Advertising	0
521000	Office Supplies	0
521100	Duplicating	0
521200	Operating Supplies	500
522100	Equipment Repairs & Maintenance	0
522200	Small Equipment Repairs & Maint.	0
522300	Vehicle Repairs & Maintenance	1,000
523000	Land Rental	0
524000	Building Insurance	0
524100	Vehicle Insurance #___	615
524101	Comprehensive Insurance #_1__	267
524201	General Tort Liability Insurance	622
524202	Surety Bonds	10
525006	GPS Monitor Charges	204
525030	800 MHZ Radio Service Charges	703
525031	800 MHZ Radio Maintenance	0
525100	Postage	0
525210	Conference & Meeting Expenses	0
525230	Subscriptions, Dues, & Books	0
525___	Utilities - _____	0
525400	Gas, Fuel, & Oil	3,079
525600	Uniforms & Clothing	600
526500	Licenses & Permits	0
530100	Depreciation	5,000
	*** Total Operating**	12,903
	**** Total Personnel & Operating**	78,555
	**** Total Capital (From Section IV)**	~~63,600~~ 66,600
	***** Total Budget Appropriation**	~~142,155~~ 145,155

SECTION IV

COUNTY OF LEXINGTON
Capital Item Summary
Fiscal Year - 2022 - 2023

Fund # 5700 Fund Title: Solid Waste Management
Organization # 121204 Organization Title: Solid Waste / Landfill Operations
Program # 2 Program Title: Mechanic III (1)

Qty	Item Description	***BUDGET*** 2022-2023 Requested Amount
1	800 MHZ Mobile Radio (ADDNL)	$3,600
1	Maintenance Vehicle (ADDN)	$63,000

**** Total Capital (Transfer Total to Section III)** **66,600**

SECTION V - PROGRAM OVERVIEW

Summary of Programs:

Program 2 – Mechanic III (1)

Program 2: Mechanic III (1)

Objectives:

One Mechanic III position is being requested to assist with the maintenance of equipment for the Collection and Recycling Centers (CRC), C and D Landfill, Compost Facility and Transfer Station programs. This new position would assume all minor maintenance currently performed by Fleet Services or Contractors under contractual maintenance. Minor maintenance includes such repairs as replacing batteries and alternators/starters, hydraulic hoses, air lines on smaller pieces of equipment, servicing CRC collection trailers, repair trailer jacks, replacing windshield wipers, repairing lights, removing and installing front-end loader wear pads and tire replacement, tire repairs for vehicles and trailers, Turning and replacing hammers on the wood grinder and assisting the existing CRC mechanic in repairs to CRC compactors and parts pickup. The following equipment require service and minor repairs:

Collection and Recycling Equipment:	#		**Recycling:**	#
Cage Trailers – 20 foot	25		Aluminum Can Crusher	1
Cage Trailers – 10 foot	23		Oil Filter Crusher	2
Glass Trailers	15		Enclosed Trailer	1
Tire Trailers	2		Flatbed Trucks	3
Stationary Compactors (Assist)	53		Plastic Film Bailer	1
			Forklift	1
C&D Landfill:				
Off Road Equipment	15		**Transfer Station:**	
Water Pumps/Floc Equip Distribution	2		Front end Loader	1
Hydro seeder	1		Cranes	2
Motor Grader	1			
Pan	1			
Fuel Truck	1			
Pickup trucks	4			
Dump Trucks	2			
Tractor/Low Boy	1			
Generators and compressors	4			
Bush Hogs	2			
Broom and other small equipment	1			
Forklift	1			
Welder	1			

The following is a listing of specific maintenance required and the current organization/firm that provides this service.

Service Type	Current Provider
Collection and Recycling Centers:	
- CRC Trailers - Annual service, repairs to lights, jacks, tires and Dump trailer Hydraulics	LC Fleet Service or CRC Mechanic
- CRC Stationary Compactors	CRC Mechanic
Landfill Equipment:	
- Windshield Wiper replacement, Strobe and marker light repairs, Hydraulic hoes replacement	TM&R Contractor at added charges, including travel time to and from shop.
- Water Pumps/flocking system for Silt basins	LC Fleet Service, CRC Mechanic, Heavy Equipment Operators (HEO's)
- Off Road Equipment (Dozers, Compactors, Dumps, etc.)	TM&R Contractor at added charges, including travel time to and from shop.
- Hydroseeder	LC Fleet Service or CRC Mechanic/Landfill Supervisor
- Vehicles (Dump Trucks, Pickups, etc.)	LC Fleet Service
Transfer Station:	
- Front-end Loader- Windshield Wiper replacement, Strobe and marker light repairs, Hydraulic hoes replacement	TM&R Contractor at added charges, including travel time to and from shop.
- TS Cranes	New Contractor
- TS Chute repairs – rubber flap replacement	Contractor
Recycling:	
- Enclosed Trailer – service and repairs	LC Fleet or CRC Mechanic
- Oil Filter Crushers – service and repairs	Contractor or CRC Mechanic
- Aluminum Can Crusher - service and repairs	CRC Mechanic
- Plastic Film Bailer	CRC Mechanic
- Fork Lift	LC Fleet of CRC Mechanic

Continued growth in solid waste services and programs necessitates the addition of this Mechanic III position to provide cost effective service for solid waste management equipment. Benefits of providing this position are:

- Reduction in the high cost of service by Contractors (TM&R) for minor repairs which can be assumed by the new mechanic position. Contractors charge profit and travel time to and from their shops for minor repairs such as windshield wiper and battery replacement, Hydraulic hose repairs, etc.
- New repair requirements such as the Transfer Station Cranes require maintenance assistance which can be provided by the new position.
- Releases LC Fleet Services from having to travel to and from the landfill for minor repairs and permits them to reallocate their personnel to the Fleet Services shop and assists with growth in County equipment service requirements.
- Permits the existing Collection and Recycling Center (CRC) Mechanic to concentrate on service duties at the CRC's and the new position would provide a backup mechanic for these services and/or assistance to the existing mechanic in more major repairs at the CRC's.
- The Landfill shop which has not been used for vehicle and equipment repairs would be better utilized.

SECTION VI. – LINE ITEM NARRATIVES

SECTION VI. A. – SUMMARY OF REVENUES

SECTION VI. B. – LISTING OF POSITIONS

Current Staffing Level:

Job Title	Full Time Equivalent Positions	General Fund	Other Fund	Total	Band
Mechanic III*	1		1	1	111
Total Positions	1		1	1	

*Positions requires insurance.

Requested Personnel Budget:

510100 - SALARIES AND WAGES **$42,391**

(1) Mechanic III (Band 111) x $42,390.40 Salary per year x 1 = $ 42,390.40

511112 - FICA COSTS **$3,243**

FICA 7.65 % x $42,391 = $ 3,242.91

511113 - STATE RETIREMENT **$7,868**

Retirement 18.56 % x $42,391 = $ 7,867.77

511120 – HEALTH INSURANCE **$7,800**

(1) Mechanic III – eligible for insurance = $7,800.00 x 1 = $7,800

511130 - WORKERS COMPENSATION (1.0 FTE) **$4,350**

Workers Compensation $42,391 x 0.1026 (9403) = $4,349.32

SECTION VI. C. – OPERATING LINE ITEM NARRATIVES

520305 – INFECTIOUS DISEASE SERVICES **$303**

This account will cover the cost for tetanus and hepatitis "B" inoculations available to employees. 29CFR 1910.1030
Guidelines apply to any personnel considered at risk under OSHA 1970 General Data clause. There is considerable information available to support the inclusion of certain personnel in the Solid Waste Management Division in a pathogenic exposure program to vaccinate against hepatitis "B".

Shot Series cost/ employee $303 x (1) employee = $303

521200 - OPERATING SUPPLIES **$500**

This account covers the cost for operating supplies used daily, to include safety glasses, gloves, etc.

522300 - VEHICLE REPAIRS & MAINTENANCE **$1,000**

These funds are for normal maintenance costs associated with the operation of the Mechanics maintenance vehicle.

Maintenance Vehicle (Co# 00000)	$ 500
Misc. parts & repairs	500
Total	$ 1,000

524100 - VEHICLE INSURANCE **$615**

This account covers the cost of allocated vehicle insurance. This figure provided by Risk Management.
($615 per vehicle FY 2022-2023)

524101 – COMPREHENSIVE INSURANCE **$267**

To cover the cost of Comprehensive Insurance for the Maintenance vehicle estimated per Risk Management.

524201 - GENERAL TORT LIABILITY INSURANCE **$622**

This account covers cost for the FY 22-23 per Risk Management.

524202 – SURETY BONDS **$10**

Cover the cost of surety bonds for full-time equivalent employees. 1.0 FTE's x $10 per FTE = $10. This figure provided by Risk Management. This is a surety bond year.

5250006 – GPS MONITORING CHARGES **$204**

To cover the cost of monthly vehicle GPS monitoring charges for the Maintenance Vehicle.
1 @ $16.95/month x 12 months = $203.40

525030 - 800 MHZ RADIO SERVICE CHARGES **$703**

This account covers cost for (1) 800 MHz Radios.

Service for (1) 800 MHz Radio x $58.58/each	$	58.58
Month	x	12
Total	$	702.96

525031 - 800 MHZ RADIO MAINTENANCE **$0**

This account covers cost for needed maintenance for (1) 800 MHz Radios x $0/year (under warranty).

525400 - GAS, FUEL & OIL **$3,079**

This account covers the cost for gas/diesel fuel for vehicles and equipment assigned to this department. **Fleet Services has proposed a budget cost of $ 2.96/gallon for gasoline this FY. 20 gallons per week x 52 = 1,040 gallons x $2.96 = $3,078.40**

525400 - UNIFORMS & CLOTHING **$600**

This account covers cost for one employee who is required to wear uniforms to identify themselves as County employees, while working directly with the public. Safety apparatus must be worn, due to some of the hazardous conditions the employees are exposed. This includes but not limited to safety boots, pants, tee shirts, sweatshirt, etc.

530100 - DEPRECIATION **$5,000**

This cost will cover the depreciation of the vehicle.

SECTION VI. D. – CAPITAL LINE ITEM NARRATIVES

CAPITAL REQUEST

5AN000 - (1) 800 MHZ MOBILE RADIO (ADDNL) $3,600

This account will cover the cost for one (1) 800 MHz radio for the requested the Mechanic III position to provide continuous communication with the department or other agencies.

5AN000 - (1) MAINTENANCE VEHICLE (ADDNL) $63,000

This account will cover the cost for (1) 4X4 maintenance vehicle with winch, compressor and tools cabinets for the new Mechanic III position to perform vehicle/equipment maintenance duties.

SECTION III

COUNTY OF LEXINGTON
New Program Request
Fiscal Year - 2022-2023

Fund # 5700 — Fund Title: Solid Waste Management
Organization # 121204 — Organization Title: Solid Waste/Landfill Operations
Program # 3 — Program Title: Land Acquisition

Object Expenditure Code	Classification	Total 2022-2023 Requested
	Personnel	
510100	Salaries #___	0
510300	Part Time #___	0
511112	FICA Cost	0
511113	State Retirement	0
511114	Police Retirement	0
511120	Insurance Fund Contribution #___	0
511130	Workers Compensation	0
511131	S.C. Unemployment	0
	*** Total Personnel**	0
	Operating Expenses	
520100	Contracted maintenance	0
		0
520200	Contracted Services	0
		0
520300	Professional Services	25,000
520400	Advertising	0
520500	Legal Service	10,000
521000	Office Supplies	0
521100	Duplicating	0
521200	Operating Supplies	0
		0
		0
522100	Equipment Repairs & Maintenance	0
522200	Small Equipment Repairs & Maint.	0
522300	Vehicle Repairs & Maintenance	0
523000	Land Rental	0
		0
524000	Building Insurance	0
524100	Vehicle Insurance #___	0
524101	Comprehensive Insurance #_1__	0
524201	General Tort Liability Insurance	0
524202	Surety Bonds	0
525000	Telephone	0
		0
525100	Postage	0
525210	Conference & Meeting Expenses	0
525230	Subscriptions, Dues, & Books	0
525___	Utilities - _____	0
525400	Gas, Fuel, & Oil	0
525600	Uniforms & Clothing	0
526500	Licenses & Permits	0
		0
		0
		0
		0
		0
		0
		0
	*** Total Operating**	35,000
	**** Total Personnel & Operating**	35,000
	**** Total Capital (From Section IV)**	546,000
	***** Total Budget Appropriation**	581,000

SECTION IV

COUNTY OF LEXINGTON
Capital Item Summary
Fiscal Year - 2022 - 2023

Fund # 5700 Fund Title: Solid Waste Management
Organization # 121204 Organization Title: Solid Waste / Landfill Operations
Program # 3 Program Title: Land Acquisition (Edmund LF)

Qty	Item Description	***BUDGET*** 2022-2023 Requested Amount
	Land Purchase	$546,000

**** Total Capital (Transfer Total to Section III)** **546,000**

SECTION V - PROGRAM OVERVIEW

Summary of Programs:

Program 3– Land Acquisition (Edmund LF)

Program 3: Land Acquisition (Edmund LF)

Objectives:

This program is being requested to expand the Edmund Solid Waste Management facility to permit future expansion of the Edmund landfill and provide for other potential solid waste management facilities that may be required. It is estimated that the current expected life of the Edmund C&D Landfill is approximately 70 years based on the existing County owned property and current landfill annual volume. With the purchase of 78+/- acres of land directly adjacent to the northwestern side of the existing landfill, including that purchased several years ago, the life expectancy could be extended by approximately 30 - 40 years. All of this property adjoins the existing permitted landfill space on the northwestern side of the landfill property next to Cell 3.

As mentioned above, this property is located in an area that is adjacent to the landfills permitted Cell (Cell 3). With the current growth levels, it is anticipated that within the next 20 to 25 years, we will be moving into Cell 3. The purchase of this property would enable the County to expand the permitted area of Cell 3.

The County currently has (4) C&D Landfills operating in the County. Three landfills are privately operated and the Edmund Landfill owned by the County. Based on the expected life of the three private landfills, two of the three are expected to close in the next 3 – 7 years, with no replacement. These two landfill processed over 102,000 tons of C&D waste in FY2021. When these two facilities close the impact on the two remaining landfills, will be considerable and may quickly diminish the available life. The Edmund Landfill will receive over 100,000 tons of waste in FY 2022 and this volume will increase in the coming years. With the closure of the two private landfills, the volume at Edmund could nearly double. The sole remaining private landfill has a much smaller life expectancy than the County's facility and would be exhausted quickly.

Based on the growth of the County's population and the uncertainty of available land for future landfills, it is recommended that the County acquire this property to ensure availability of future landfill space and solid waste management facilities.

SECTION VI. C. – OPERATING LINE ITEM NARRATIVES

520300 – PROFESSIONAL SERVICES **$25,000**

To cover the cost for a survey of the property.

520500 - LEGAL SERVICE **$10,000**

To cover the cost of an Attorney to handle the closing on the property to include: draw up the contract, review the documents, file the deed, etc.

SECTION VI. D. – CAPITAL LINE ITEM NARRATIVES

CAPITAL REQUEST

5AN000 – LAND PURCHASE (EDMUND) $546,000

This account will cover the cost to purchase 78+/- acres of land connecting to the Northwestern side of the existing landfill. Estimated price per acre $7,000 x 78 acres = $ 546,000

.

COUNTY OF LEXINGTON
SOLID WASTE MANAGEMENT
Annual Budget
Fiscal Year 2022-23

Fund: 5700
Division: Public Works
Organization: 121205 - Solid Waste / 321 Reclamation/Close/Superfund

Object Code	Expenditure Classification	2020-21 Expenses	2021-22 Expenses (Dec)	2021-22 Amended (Dec)	2022-23 Requested	*BUDGET* 2022-23 Recommend	2022-23 Approved
	Personnel						
	*** Total Personnel**	0	0	0	0		
	Operating Expenses						
520200	Contracted Services	35,956	21,942	55,000	79,000		
520300	Professional Services	183,613	47,032	184,760	187,260		
520620	EPA Cost	2,331	0	25,000	35,000		
521100	Duplicating	3	2	15	15		
525315	Utilities - Landfill/Cayce 321	22,816	10,216	25,000	26,000		
526500	Licenses & Permits	1,065	0	1,300	1,300		
530100	Depreciation	2,284	0	5,300	2,300		
538500	Property Taxes	2,329	2,350	2,700	2,500		
	*** Total Operating**	**250,397**	**81,542**	**299,075**	**333,375**		
	**** Total Personnel & Operating**	**250,397**	**81,542**	**299,075**	**333,375**		
	Capital						
	**** Total Capital**	**0**	**0**	**0**	**0**		
	***** Total Expenses**	**250,397**	**81,542**	**299,075**	**333,375**		

SECTION V. - PROGRAM OVERVIEW

Summary of Program:

321 Landfill

Objectives:

The 321 landfill was closed in 1988 and declared a Superfund Site several years later. The basic reasons for being declared a Superfund Site by the EPA were: 1.) Groundwater contamination, 2.) Methane gas migration, and 3.) sediment and erosion. Groundwater recovery wells have been installed along with a methane recovery system and the sediment and erosion issues are under control.

The groundwater and methane systems are high maintenance and will be ongoing costs for many years.

At this time no major issues are anticipated at this landfill. The methane and groundwater systems apparently are functioning to SCDHEC and USEPA's satisfaction. These are the two major areas of concern.

All costs related to this program are USEPA/SCDHEC mandated requirements.

SECTION VI. – LINE ITEM NARRATIVES

SECTION VI. A. – LISTING OF REVENUES

SECTION VI. B. – LISTING OF POSITIONS

SECTION VI. C. – OPERATING LINE ITEM NARRATIVES

520200 – CONTRACTED SERVICES **$ 79,000**

This account includes the cost of operation, maintenance, and sampling/analysis of methane and groundwater systems.

520300 - PROFESSIONAL SERVICES **$ 187,260**

For the operation management, annual inspection, reporting fees, ground water/methane reports, remedial operations, and coordination with DHEC/EPA by our consultant for this project is included in this account.

520620 – EPA COST **$ 35,000**

This account includes payment to the USEPA based on costs incurred for managing this site.

521100 – DUPLICATING **$ 15**

This account includes cost of duplication for 321 Landfill account. 500 copies x $0.0285/ copy = $14.25.

52315 – UTILITIES **$ 26,000**

Estimated utility cost for groundwater recovery and methane recovery systems based on historical information.

526500 – LICENSES AND PERMITS **$ 1,300**

This covers the estimated SCDHEC fees for spray irrigation system and other permits.

530100 – DEPRECIATION **$ 2,300**

To cover anticipated depreciation expense for equipment at the 321 Landfill.

538500 – PROPERTY TAXES **$ 2,500**

To cover anticipated property taxes for leased buildings at the 321 Landfill.

SECTION VI. D. – CAPITAL LINE ITEM NARRATIVES

CAPITAL REQUEST

COUNTY OF LEXINGTON
SOLID WASTE MANAGEMENT
Annual Budget
Fiscal Year 2022-23

Fund: 5700
Division: Public Works
Organization: 121206 - Solid Waste / Transfer Station

Object Code	Expenditure Classification	2020-21 Expenses	2021-22 Expenses (Dec)	2021-22 Amended (Dec)	2022-23 Requested	*BUDGET* 2022-23 Recommend	2022-23 Approved
	Personnel						
510100	Salaries & Wages - 4.5	177,290	87,591	173,049	176,645		
510200	Overtime	7,105	1,247	16,000	16,000		
511112	FICA Cost	12,874	6,371	14,462	14,737		
511113	State Retirement	34,253	9,650	31,306	35,755		
511120	Insurance Fund Contribution - 4.5	35,100	17,550	35,100	35,100		
511130	Workers Compensation	16,496	8,067	14,874	16,530		
511213	State Retirement - Retiree	11,362	3,499	0	0		
	*** Total Personnel**	**294,480**	**133,975**	**284,791**	**294,767**		
	Operating Expenses						
520100	Contracted Maintenance	32,384	19,990	54,905	55,349		
520200	Contracted Services	5,272,989	1,918,218	5,647,006	6,827,210		
520219	Water & Other Beverage Service	656	382	1,000	1,320		
520300	Professional Services	38,960	0	2,500	8,635		
520302	Drug Testing Services	0	0	100	815		
520305	Infectious Disease Services	205	0	303	606		
521000	Office Supplies	392	8	500	500		
521100	Duplicating	68	17	46	46		
521200	Operating Supplies	1,746	485	2,945	2,945		
522000	Building Repairs & Maintenance	267,437	12,667	25,000	95,000		
522100	Heavy Equipment Repairs & Maintenance	57,095	60,714	100,000	194,530		
523200	Equipment Rental	139	46	2,074	2,074		
524000	Building Insurance	3,064	2,206	3,156	3,251		
524101	Comprehensive Insurance	2,382	0	4,145	5,309		
524201	General Tort Liability Insurance	1,183	1,183	1,243	1,243		
524202	Surety Bonds	28	0	0	45		
525021	Smart Phone Charges - 1	594	196	648	648		
525030	800MHz Radio Service Charges - 3	2,987	1,238	3,111	3,111		
525031	800 MHz Radio Maintenance - 2	244	0	257	269		
525210	Conference, Meeting & Training Expenses	0	0	100	1,649		
525230	Subscriptions, Dues, & Books	0	0	350	0		
525317	Utilities - County L/F Edmund	19,374	7,717	19,516	22,500		
525400	Gas, Fuel, & Oil	11,653	7,876	15,000	27,714		
525600	Uniforms & Clothing	1,349	774	2,400	4,848		
526500	Licenses & Permits	100	100	500	900		
530100	Depreciation	442,832	0	184,000	475,000		
538000	Claims & Judgments	0	0	250	250		
538300	Retainage Payable Expense	(153,829)	0	0	0		
	*** Total Operating**	**6,004,033**	**2,033,817**	**6,071,055**	**7,735,767**		
	**** Total Personnel & Operating**	**6,298,513**	**2,167,792**	**6,355,846**	**8,030,534**		

COUNTY OF LEXINGTON
SOLID WASTE MANAGEMENT
Annual Budget
Fiscal Year 2022-23

Fund: 5700
Division: Public Works
Organization: 121206 - Solid Waste / Transfer Station

Object Code	Expenditure Classification	2020-21 Expenses	2021-22 Expenses (Dec)	2021-22 Amended (Dec)	2022-23 Requested	*BUDGET* 2022-23 Recommend	2022-23 Approved
	Capital						
540000	Small Tools & Minor Equipment	9,727	32	750	750		
599999	Capital Clearing	(859,477)	0	0			
	All Other Equipment	859,477	0	12,718	48,764		
	**** Total Capital**	**9,727**	**32**	**13,468**	**49,514**		
	***** Total Expenses**	**6,308,240**	**2,167,824**	**6,369,314**	**8,080,048**		

SECTION IV

COUNTY OF LEXINGTON

Capital Item Summary
Fiscal Year - 2022-2023

Fund # 5700 Fund Title: Solid Waste Management
Organization # 121206 Organization Title: Solid Waste/ Transfer Station
Program # Program Title: Transfer Station

Qty	Item Description	***BUDGET*** 2022-2023 Requested Amount
1	Small Tools & Minor Equipment	750
1	Four in one loader bucket (Replacement)	32,500
1	Scale Complex Traffic Control Improvements	16,264

**** Total Capital (Transfer Total to Section I and IA)** **49,514**

SECTION V - PROGRAM OVERVIEW

Summary of Programs:

Program 1 - Transfer Station

Program 1: Transfer Station

Objectives:

This program requires the efforts of 4 (Four) Heavy Equipment Operators and 1 (one) Landfill/Transfer Station Supervisor. This program processes all Municipal Solid Waste (MSW) entering the facility through the Transfer Station, while enforcing Lexington County Ordinance, South Carolina Department of Health and Environmental Controls, and (SCDHEC) rules and regulations. The Supervisor is responsible for this department and the Landfill Operations (121204), therefore his salary and all operational items are split accordingly.

SERVICE LEVELS

Service Level Indicators:
Program 1:

MSW Processed	Actual FY 19/20	Actual FY 20/21	Estimated FY 21/22	Projected FY 22/23
Landfilled Tons	141,203	149,078	164,975	177,844
Transferred Tons	135,732	144,384	160,280	173,102

SECTION VI. – LINE ITEM NARRATIVES

SECTION VI. A. – SUMMARY OF REVENUES

SECTION VI. B. – LISTING OF POSITIONS

Current Staffing Level:

Job Title	Full Time Equivalent Positions	Enterprise Fund	Other Fund	Total	Pay Band
Landfill/Transfer Station Supervisor	0.5*	0.5		0.5	113
Heavy Equipment Operators III	4	4		4	108
Total Positions	4.5	4.5	0	4.5	

All of these positions require insurance.

*This positions is funded ½ in 121206 and ½ in 121204

SECTION VI. C. – OPERATING LINE ITEM NARRATIVES

520100 - CONTRACTED MAINTENANCE **$55,349**

This account will cover the expenditures of two (2) pieces of heavy equipment, (Front-end Loaders), to include: Total Maintenance & Repair (TM&R) for mechanical and general maintenance, a fire protection system on the equipment, and the cost of maintenance for (2) scales.

The heavy equipment is serviced every 250 operating hours for (TM&R) and the monthly cost is a set price to cover all maintenance, except for ground engaging tools. Also, the equipment is covered by a separate contract for a fire protection system, based on four inspections per year.

Co. #42985 Caterpillar 938M Front-End Loader Serviced by Blanchard Machinery

Total Maintenance & Repair (TM&R) per month.	$	1,645.00
	x	12
Total	$	19,740.00
Fire protection inspection (quarterly)	$	197.25
	x	4
Sub-total	$	789.00
S.C. sale tax @7%	$	55.23
Total inspection	$	844.23
Total	$	20,584.23

Co. #42634 Caterpillar 938M Front-End Loader Serviced by Blanchard Machinery

Total Maintenance & Repair (TM&R) per month.	$	1,435.00
	x	12
Total	$	17,220.00
Fire protection inspection (quarterly)	$	197.25
	x	4
Sub-total	$	789.00
S.C. sale tax @7%	$	55.23
Total inspection	$	844.23
Total	$	18,064.23
Estimated cost for replacement part for the fire protection system	$	3,000.00

A maintenance contract for inspecting and testing two (2) scale's monthly. The scale's are located at the entrance and exit and are required by the Department of Agriculture for monthly inspections, due to all incoming and outbound customers being charged tipping fees based on their weights.

Inspections/month (2 Scales) 12 x $725	$	8,700.00

Estimated replacement parts	$ 5,000.00
Total estimated scale maintenance contract	$ 13,700.00
TOTAL CONTRACTED MAINTENANCE	$ 55,348.46

520200 - CONTRACTED SERVICES **$6,827,210**

This account covers the cost of contracts for the transport and disposal of Municipal Solid Waste (MSW) from the Transfer Station and direct hauled waste to the Waste Management (WM) Landfill located in Richland County. This account also covers the cost for the hauling and disposing of wash down leachate water generated from the Transfer Station floor. The leachate is delivered to a wastewater treatment plant for disposal. Leachate water is collected in an underground storage tank (UST). This account also covers the cost for removal of solid sedimentation from the (UST) as required.

The Transport, by NW White, of MSW tonnage to (WM) Landfill is estimated for FY 21/22, and based on the first six months of the current year plus the actual tonnage for the next 6 months of the previous year plus growth. Estimated transfer station tonnage for FY 21/22 is 140,031 tons. Projected increase for FY 22/23 is an estimated tonnage of 145,633 tons. Current FY 21/22 base rate for transporting is $13.02 per ton. The estimated rate per ton for FY 2022-2023 based on the contract effective July 1, 2022 is $13.34/ton an increase of 2.5 percent.

Cost per ton	$ 13.68
First quarter estimated tonnage	x 42,064
Total	$ 575,435.52
Cost per ton	$ 13.68
Second quarter tonnage	x 42,172
Total	$ 576,912.96
Cost per ton	$ 13.68
Third quarter tonnage	x 43,306
Total	$ 592,426.08
Cost per ton	$ 13.68
Fourth quarter tonnage	x 45,561
Total	$ 623,274.48
Total Transporting Cost	$ 2,368,049.04

The Disposal of MSW at Richland Landfill is estimated and based on the first six months of the current year plus the actual tonnage for the next 6 months of the previous year plus estimated growth. Estimated tonnage (Transfer Station + Direct Delivery to the Landfill) for FY 21/22 is 146,585 tons. Projected increase for FY 22/23 is an estimated tonnage of 152,253 tons. The contract rate for disposal is estimated for FY 22/23 effective July 1, 2022 at $23.64 per ton, an increase of 2.5 percent over the current rate of $23.06 per ton.

Transferred:	
Cost per ton	$ 24.23
Total estimated tonnage	x 173,102
Total Transferred Disposal Cost	$ 4,194,261.46

Direct Landfill Disposal	
Cost per ton	$ 24.23
Total estimated tonnage	x 4,742
Total Direct Disposal	$ 114,898.66
Total Disposal Cost	$ 4,309,160.12

The contract for hauling and disposal of the two (UST's) water is estimated:

Cost per gallon (NEW CONTRACT ESTIMATE)	$ 0.65
Gallons of wastewater	x 200,000
	$ 130,000.00
Potential analysis if required by Waste Treatment Plant	$ 5,000.00
Cleaning out of UST	$ 15,000.00
Total Haul & Disposal Cost	$ 150,000.00
TOTAL CONTRACTED SERVICES	$ 6,827,209.16

520219 – WATER & OTHER BEVERAGES **$1,320**

This account covers cost associated with providing clean drinking (bottled -5 gallon) water for the landfill and transfer station staff. 220 bottles of water per year x $6.00 per bottle = $1,320

520300 - PROFESSIONAL SERVICES **$8,635**

This account covers cost associated with several types of services: South Carolina Department of Health & Environmental Control (SCDHEC)

Annual drinking water fee and sampling	$ 635
Laboratory analysis for Transfer Station (UST) Leachate for random samples	
Each Test Sample $1,000 x 1 sample =	$ 1,000
Semi-annual Structural Steel inspection Transfer Station Hopper (Inspection $3,500 x 2 per year = $7,000)	$ 7,000
Total Professional Services	$ 8,635

520302 - DRUG TESTING SERVICES **$815**

The required Random Drug/Alcohol Testing is for five (5) employees if an accident/incident were to occur to any employee while operating County equip/vehicle. Drug/Alcohol testing is mandatory. For employees holding CDL licenses, as required in their position, are on a random drug screening.

Random Drug Testing (5 employees x $40/test)	$	200.00
After hours drug & alcohol Testing (5 employees x $100/test)	$	500.00
Random Alcohol Testing	$	15.00
Employees	x	5
Total	$	75.00
Random Driver History Check (5 employees x $8/report)	$	40.00
Total Estimated Testing	$	815.00

520305 – INFECTIOUS DISEASE SERVICES **$606**

This account will cover the cost for hepatitis "B" inoculations available to employees. 29CFR 1910.1030 Guidelines apply to any personnel considered at risk under OSHA 1970 General Data clause. There is considerable information available to support the inclusion of certain personnel in the Solid Waste Management Division in a pathogenic exposure program to vaccinate against hepatitis "B".

Shot Series cost/ employee $303 x 2 employees = $606.

521000 - OFFICE SUPPLIES **$500**

This account is to cover supplies used in this program. Office Supplies include: business cards, printer ribbons, file folders, bulletin board, pens, pencils, etc., as needed.

521100 - DUPLICATING **$46**

This account is to cover all duplicating: daily fuel sheets, vehicle & equipment service reports, insurance forms, workers compensation forms, notices of needed repairs, purchase requisitions, PAF'S, random inspection reports, etc.

Copies		1600
Cost per copy	x	0.0285
Total	$	45.60

521200 - OPERATING SUPPLIES **$2,945**

This account covers the cost for operating supplies used daily in the Transfer Station operations. Stakes to barricade, barricade tape, pH test kits, and chemical resistant rubber gloves if hazardous loads are disposed of improperly.

Operating Supplies	$	1,000.00
Safety glasses	$	25.00
Pairs	x	6
Total	$	150.00

Work gloves - operators and community service workers	$	0.74
Pairs	x	300
Total	$	222.00
Steam cleaning chemicals per drum	$	230.00
Total drums	x	6
Sub-total	$	1,380.00
Total SC Sales Tax @ 7%	$	192.64
Total	$	2,944.64

522000 - BUILDING REPAIRS & MAINTENANCE **$95,000**

This account covers cost for needed repairs to all structures and grounds maintenance pertaining to the Transfer Station. Water well, and both (UST) drainage systems are also included.

Estimated building repairs	$	30,000.00
Pressure Wash/Clean inside and front of building	$	50,000.00
Re-striping the transfer station road.	$	15,000.00
Total	$	95,000.00

522100 - HEAVY EQUIPMENT REPAIRS & MAINTENANCE **$194,530**

This account is for heavy equipment and covers repairs to equipment not covered by contracted maintenance (TM&R), such as tires, loader wear pads, sweep broom, etc.

Estimated repair cost for parts for loaders (2)	$	35,000.00
Misc. Equipment (including 2 cranes)	$	15,000.00
Rubberized wear pad for 938M loader	$	1,624.10
Total pads per year	x	24
Sub-total	$	38,978.40
S.C. SALE TAX @ 7%	$	2,728.49
Total	$	41,706.89
Exchange set of tires for 938M	$	30,861.48
Sets per year	x	3
Sub-total	$	92,584.44
S.C. SALE TAX @ 7%	$	6,480.92
Total	$	99,065.36

Bolt peg. For wear pads	$	7.00
Total bolt peg.	x	288
Sub-total	$	2,016.00
S.C. SALE TAX @ 7%	$	141.12
Total	$	2,157.12
Freight for tires, wear pads, and bolts	$	1,600.00
Total	$	194,529.37

523200 - EQUIPMENT RENTAL **$2,074**

This account covers the cost for welding gases, i.e. oxygen, Acetylene tank rental, motorized lift rental for transfer station light, and light cover replacement and maintenance.

- Tank rental - $27.50/mo x 12 months + SC Sales Tax @7%	$	353.10
- Lift rental - $580/day + Delivery/Pickup $280 = $860/day x 2 days	$	1,720.00
Total	$	2,073.10

524000 - BUILDING INSURANCE **$3,251**

This account is for insurance to cover Transfer Station and its contents. FY 2021-2022 amended Dec. budget $3,156 x 3% = $3,250.68

524101 - COMPREHENSIVE INSURANCE **$5,309**

This account is for insurance to cover: Inland, Marine, Fire, Vandalism, etc. of Heavy Equipment used in the Transfer Station operations.

524201 - GENERAL TORT LIABILITY INSURANCE **$1,243**

This account covers cost for the FY 22/23 and is for the current number of employees. FY 2021-2022 Actual $1,183 + 5% = $1,242.15.

524201 - SURETY BONDS **$45**

This account fee covers the cost for Surety Bonds 4.5 FTE's x $10 = $45 for FY 22/23.

525021 - SMART PHONE CHARGES **$648**

To cover the cost of a Smart Phone for the Landfill Supervisor for the period of July1, 2022 through June 30, 2023. ($54.00 a month) $54.00/month x 12 = $648.00

525030 - 800 MHZ RADIO SERVICE CHARGES **$3,111**

This account covers cost for (5) 800 MHz Radios.

Service for (5) Radios x $51.85 (5 site rate + airtime & tax)/month=	$	259.25
Month	x	12
Total	$	3,111.00

525031 - 800 MHZ RADIO MAINTENANCE **$269**

This account covers the maintenance cost for:
(4) 800 MHz Radios x $39.96/year = $159.84 + (1) Radio x $109.08 = Total $268.92

525041 - E-MAIL SERVICE CHARGES **$0**

This account is covered in 5700-121204 for the Landfill Supervisor.

525210 - CONFERENCE & MEETING **$1,649**

This account will cover the cost for the Landfill Supervisor to attend the Solid Waste Association of North America (SWANA) Regional Conference to be held in South Carolina. This conference is an educational program to update those in the field of Solid Waste Management on Federal and State Regulations, Landfill Operational Applications,, and Recycling. Courses are offered to assist with CEU hours that are required in maintaining both SWANA and SCDHEC management re-certifications.

SWANA Registration & Special Courses	$	550.00
3 nights lodging ($138/day x 3)	$	414.00
Per Diem ($45/day x 3 days)	$	135.00
Travel	$	100.00
Transfer Station Certification	$	350.00
Total	$	1,549.00

This account will also cover the cost for the Supervisor to attend quarterly SWANA meetings for the education of solid waste regulations and updated procedures.

Meeting Expense	$	25.00
Quarters	x	4
Total	$	100.00
Total Conferences & Meetings	$	1,649.00

525230 - SUBSCRIPTIONS, DUES & BOOKS **$0**

This account is to cover the cost of subscriptions, dues, and books.

525317 - UTILITIES **$22,500**

This account covers cost of all utilities associated with the old transfer station and the expanded transfer station, including the two new remote cranes that utilize electric power.

525400 - GAS, FUEL & OIL **$27,714**

This account covers the cost for gas, diesel, DEF Fluid, transmission fluid, hydraulic oil, anti-freeze, and other lubricants required for equipment's services and daily fuel for the fiscal year. **Fleet services has proposed a budget cost of $ 2.96 per gal. for FY 2022-2023.**

2021-2022 fuel usage total was 7,817 Gallons X $2.96 per Gallon =		$ 23,138.32
Misc. Lubricants, and Fluids		$ 4,575.00
	Total	$ 27,713.32

525600 - UNIFORMS & CLOTHING **$4,878**

This account covers cost for four employees and is required to wear uniforms to identify themselves as County employees while working directly with the public. Safety apparatus must be worn due to some of the hazardous conditions the employees are exposed.

526500 - LICENSE & PERMITS **$900**

This account will cover required permits as follows:

Transfer Station (UST) permits (2 tanks x $200 = $400)	$ 400.00
Drinking Water well license	$ 250.00
Transfer Station permits	$ 250.00
Total	$ 900.00

530100 - DEPRECIATION **$475,000**

This cost will cover the depreciation of our heavy equipment.

538000 - CLAIMS & JUDGMENTS **$250**

This account will cover any cost that may occur that are lower than the deductible of our insurance.

SECTION VI. D. – CAPITAL LINE ITEM NARRATIVES

CAPITAL REQUEST

540000 - SMALL TOOLS & MINOR EQUIPMENT **$750**

This account will cover the cost for any small tools and minor equipment that falls below the $500 capital cost limit. This also includes replacement items not stocked at Central Warehouse such as wrenches, ratchets, sockets, floor jacks, dollies, cell phone replacement and batteries, Smart Phone for the Landfill Supervisor, etc.

5AN000 – FOUR IN ONE LOADER BUCKET (REPLACEMENT) **$32,500**

This account will cover the cost of replacing the old four in one loader bucket. The old bucket is wore out, and will cost too much to repair. This loader bucket is needed for various jobs in the transfer station and landfill.

5AN000 – SCALE COMPLEX TRAFFIC CONTROL IMPROVEMENTS **$16,264**

This account will cover the cost of installing traffic control equipment at the Edmund Scale Complex. A large number of customers that come to the landfill are first time customers which results in a lot of confusion. This account will fund the installation of a gate to control the traffic flow through the scale bypass lane and will also fund the installation of a traffic light to help manage the traffic flow on and off of the scale.

Bypass Lane Traffic Control Arm	$ 11,000
Scale Traffic Control Signal	$ 4,200
Tax	$ 1,064
Total:	$ 16,264

COUNTY OF LEXINGTON
SOLID WASTE MANAGEMENT
Annual Budget
Fiscal Year 2022-23

Fund: 5700
Division: Public Works
Organization: 121207 - Solid Waste / Recycling

Object Code	Expenditure Classification	2020-21 Expenses	2021-22 Expenses (Dec)	2021-22 Amended (Dec)	2022-23 Requested	BUDGET 2022-23 Recommend	BUDGET 2022-23 Approved
	Personnel						
510100	Salaries and Wages - 0.5	21,798	10,405	27,248	27,003		
510200	Overtime	10	0	0	0		
510300	Part Time - 8 (5.80 - FTE)	120,632	65,670	205,176	215,170		
511112	FICA Cost	10,778	5,878	17,780	18,527		
511113	State Retirement	34,989	11,576	38,888	44,948		
511120	Insurance Fund Contribution - 0.5	3,900	1,950	3,900	3,900		
511130	Workers Compensation	14,208	7,066	21,026	22,819		
	*** Total Personnel**	**206,315**	**102,545**	**314,018**	**332,367**		
	Operating Expenses						
520200	Contracted Services	169,751	61,765	189,246	182,771		
520233	Towing Service	295	0	590	880		
520239	E-Waste Recycling	85,770	22,741	116,912	104,580		
520302	Drug Testing Services	0	0	50	250		
520305	Infectious Disease Services	162	0	909	606		
521000	Office Supplies	75	0	125	250		
521100	Duplicating	41	51	100	143		
521200	Operating Supplies	6,457	940	4,400	4,200		
521402	Occupational Health Supplies	0	0	100	100		
522100	Heavy Equipment Repairs & Maintenance	0	0	2,500	2,500		
522200	Small Equipment Repairs & Maintenance	12,925	6,370	15,000	30,000		
522300	Vehicle Repairs & Maintenance	5,246	3,460	9,000	9,500		
524100	Vehicle Insurance - 3	1,845	2,812	1,845	1,845		
524101	Comprehensive Insurance	1,149	1,207	1,157	1,268		
524201	General Tort Liability Insurance	677	677	1,955	711		
524202	Surety Bonds	57	0	0	78		
525006	GPS Monitoring Charges - 4	729	305	814	814		
525030	800 MHz Radio Service Charges - 3	2,109	879	2,812	2,109		
525031	800 MHz Radio Maintenance - 3	72	0	77	120		
525400	Gas, Fuel, & Oil	17,104	7,139	18,145	26,491		
525600	Uniforms & Clothing	2,987	889	4,903	5,612		
530100	Depreciation	73,981	0	75,000	78,000		
538000	Claims & Judgments	0	0	250	250		
	*** Total Operating**	**381,432**	**109,235**	**445,890**	**453,078**		
	**** Total Personnel & Operating**	**587,747**	**211,780**	**759,908**	**785,445**		
	Capital						
540000	Small Tools & Minor Equipment	713	0	1,500	1,500		
599999	Capital Clearing	(77,010)	0	0			
	All Other Equipment	77,010	0	17,641	45,189		
	**** Total Capital**	**713**	**0**	**19,141**	46,689		
	***** Total Expenses**	**588,460**	**211,780**	**779,049**	**832,134**		

SECTION IV

COUNTY OF LEXINGTON

Capital Item Summary
Fiscal Year - 2022-2023

Fund # 5700 Fund Title: Solid Waste
Organization # 121207 Organization Title: Solid Waste/Recycling
Program # 1 Program Title: Recycling

Qty	Item Description	***BUDGET*** 2022-2023 Requested Amount
	Small Tools & Minor Equipment	1,500
	Signs	3,000
2	Covered Containers For Electronics Recycling	42,189

**** Total Capital (Transfer Total to Section I and IA)** **46,689**

SECTION V - PROGRAM OVERVIEW

Summary of Programs:

Program 1 – Recycling

Program 1: Recycling

Objectives:

This program requires the efforts of ten (10) part-time Recycling Collectors and (1) full-time Supervisor (Collection Recycling Center Coordinator). The Recycling Collectors pick up, transport, and process recycling materials collected at the 11 (eleven) County Collection & Recycling Centers, Administration Building, Court House, and when requested from other County Agencies. Their duties also include: daily vehicle inspection reports, a daily activity log, picking up supplies for Solid Waste Management, delivering supplies to the Collection & Recycling Centers, maintaining the oil filters and bottles, loading the E-waste trailers, mattress trailers, and daily maintenance of Recycling Collections vehicles/equipment.
The Collection and Recycling Coordinator's duties include: supervision, scheduling, payroll approval of the Recycling Collectors, scheduling of Collection Center recycling requests, and daily collector's task assignments. He/She also oversees vehicle/equipment maintenance, formulates monthly reports for total recycling tonnages/total pull reports for each recyclable commodity and for each Collection & Recycling Center, and purchasing all equipment/supplies as approved in the yearly budget. Additionally, he/she deals directly with recycling vendors for all recycling occurring inside/outside of the Collection & Recycling Centers, holds the Recycling Coordinator responsible as required in the South Carolina Department of Health and Environmental Control (SCDHEC) Solid Waste Policy & Management Act of 1991. The Collection & Recycling Coordinator is responsible for formulating and allocating the Recycling Budget.

Service Levels

Service Level Indicators:	Actual Tons FY 19/20	Actual Tons FY 20/21	Estimated Tons FY 21/22	Projected Tons FY 22/23
Aluminum (UBC)	41.38	45.68	49.79	54.79
Antifreeze	30.95	29.71	23.12	27.92
Batteries – Lead Acid	61.24	70.14	79.96	89.78
Cardboard*	1511.22	1,556.78	1600.98	1644.86
Carpet & Foam Pad*	85.90	95.13	0.00	0.00
Co-Mingled (Franchise)	4958.98	5386.67	4972.96	5106.20
Cooking Oil*	34.3	13.91	34.87	34.5
Electronics*	348.48	342.42	339.38	343.42
Glass - Brown	169.84	134.37	0.00	0.00
Glass - Clear	257.67	222.20	78.44	0.00
Glass – Green	91.88	85.81	27.51	0.00
Glass – Mix	0.00	0.00	407.99	493.57
Mattresses*	133.75	130.60	131.65	132.70
Metal	3,543.55	4,167.98	3,653.34	3,788.29
Newspaper/Magazines*	711.82	532.89	305.25	516.65
Office Paper	54.62	51.36	51.67	52.55
Oil Filters	7.13	12.54	18.81	24.65
Oil Liquid*	261.30	267.71	261.39	263.46
Plastic	344.35	324.90	323.64	331.01
Textiles	7.17	16.94	1.61	0.00
Tires	1453.49	1,776.34	1,884.97	2,046.62

* Commodities are pulled and processed by outside vendors. (1) Beginning July 1, 2011, E-Waste Recycling became mandatory and is maintained by the Recycling Collectors.

SECTION VI. – LINE ITEM NARRATIVES

SECTION VI. A. – SUMMARY OF REVENUES

SECTION VI. B. – LISTING OF POSITIONS

Current Staffing Level:

Job Title	Full Time Equivalent Positions	Enterprise Fund	Other Fund	Total	Pay Band
*Collection Recycling Coordinator	0.5	0.5		0.5	210
**Recycling Collectors	7.25	7.25		7.25	104
Total Positions	7.75	7.75		7.75	

*Only this position includes health insurance.

** These positions are part-time, 29 hour per week employees.

10 collectors @ 29.5 hours per week = 295 hours, divided by 40 hour (FTE Hours) =	7.375 FTE positions
1 Coordinator @ 40 hours per week, reduced by 50% =	.5 FTE positions
Total FTE for 121207	7.875 positions

*This position is funded ½ in 121203 and ½ in 121207

SECTION VI. C. – OPERATING LINE ITEM NARRATIVES

520200 – CONTRACTED SERVICES **$182,771**

Hauling of Cardboard & Mixed Paper from the Collection & Recycling Centers

This account covers the cost of the monthly rental and hauling of the 40 yard cardboard compactor boxes and the mixed paper containers. The containers are hauled to Sonoco for recycling of the materials.

Container Rental = $58 per container per month. $58 x 25 containers = $1,450.00 per month.
$1,450.00 per month x 12 months = $17,400

Haul cost per container = $125/per haul.
Estimated hauls – Mixed Paper = 200
Estimated hauls – Cardboard = 350
Total hauls = 550 x $125 = $68,750

Rental - $17,400 + Hauls $68,750 = Total $86,150

Mattress/Box Springs Recycling:

This account will cover the cost for contracting (contract 2018-IFB-50) an outside vendor to provide and pull a 53' trailer, which will be located at the Edmund Landfill, to the recycling plant. The cost covers the rental of the trailer, hauling fee, fuel service charge per trailer, and a handling charge for each mattress/box spring.

Trailer Rental (2 per month @ $300.00)	12 months	@ $ 600.00	$ 7,200
Transportation Fee	36 Loads	@ $ 312.50	$ 11,250
Fuel Surcharge	36 Loads	@ $ 85.00	$ 3,060
Processing Fee	4,896 mattresses	@ $ 10.00	$ 48,960
	Total		$ 70,470

Plastic Recycling:

This account will cover the cost of recycling plastic at Sonoco. Cost per ton is $15 per ton.
Estimated tonnage for fiscal year 2022-23 is 331 tons x $15 = Total $4,965.

Fluorescent Bulb Recycling:

This account will cover the cost for contracting an outside vendor to ship, process, and swap drums of crushed CFL and fluorescent bulbs to be recycled from residents. The shipping and processing costs are based on a pallet load.

Shipping and Processing	12 pallets per year @ $1,650.00	$ 19,800
S.C. Sales Tax		$ 1,386
	Total	$ 21,186

Total Contractual Services $ 182,771

520233 – TOWING **$880**

These funds cover the cost of towing on any of the County vehicles assigned to this program (Dodge 4500 flatbed #41169; Dodge 4500 flatbed #41170; Dodge 4500 flatbed # TBD; Tilt trailer or any of the other recycling trailers)

520239 – E-WASTE RECYCLING **$104,580**

Effective as of July 1, 2011, it is unlawful for any person to dispose of electronic waste (Computers, TVs, Monitors, etc.) in with their municipal solid waste. E-waste materials are required to be dropped-off at the landfill for recycling. The materials are palletized, loaded on a tractor trailer, and hauled off for recycling by an R2/RIOS Certified e-waste recycling contractor. These funds will cover the cost of recycling e-waste dropped off at the Edmund Landfill and approximately (3) three E-Waste Recycling Special Events throughout the County during FY 22-23. (Average cost per trailer YTD is $2,085 per load).

Trailer Load	$ 2,085 x 38 Loads	$ 79,230.00
E-Waste Recycling Events	$ 8,450 x 3 Events	$ 25,350.00
	Total	$ 104,580.00

520302 - DRUG TESTING SERVICES **$250**

This account covers any potential need for drug testing of employees.

520305 – INFECTIOUS DISEASE SERVICES **$606**

This account will cover the cost for hepatitis "B" inoculations available to employees. 29CFR 1910.1030 Guidelines apply to any personnel considered at risk under OSHA 1970 General Data clause. There is considerable information available to support the inclusion of certain personnel in the Solid Waste Management Division in a pathogenic exposure program to vaccinate against hepatitis "B".

Shot Series cost/ employee $303 x 2 employees = $606

521000 - OFFICE SUPPLIES **$250**

This account covers any office supplies to include: file folders, pens, pencils, pads, calendars, etc.

521100 - DUPLICATING **$143**

This account covers any duplication required: worksheets, time sheets, recycling reports, etc.

Number of Copies 5000 x $0.0285 = $142.5

521200 - OPERATING SUPPLIES **$4,200**

This account covers the cost for general cleaning supplies, shrink wrap for palletizing electronic waste, first aid supplies, personal protective equipment, and other safety devices.

521402 - OCCUPATIONAL HEALTH SUPPLIES **$100**

This account will cover the cost of health supplies to protect the employees from hazardous materials. Items included but not limited to: face masks, latex gloves, chemical gloves, etc.

522100 - HEAVY EQUIPMENT REPAIRS & MAINTENANCE **$2,500**

This account will cover the cost of repairs on the Yale forklift and the oil filter baler. These repairs would include tires, hydraulic hoses, motors, paint, metal work, etc.

522200 - SMALL EQUIPMENT REPAIRS & MAINTENANCE **$30,000**

To cover repairs and maintenance of the recycling trailers and containers to include: lights, tires, roll carts, etc. There are approximately 70 trailers, with most of them over 20 years old. Each year, a number of trailers have been refurbished to ensure the safety of the staff and citizens and to project a professional appearance. The repairs generally include fixing loose mesh flooring, painting, replacing rusted bracing, wheel fenders, and dry rotted tires. The average cost per repair has been approximately $1,600 per trailer.

522300 - VEHICLE REPAIRS & MAINTENANCE **$9,500**

These funds are for normal maintenance costs associated with the operation of the three (3) Flat Beds. Estimated costs:

Dodge 4500 Flat Bed (Co# 41170)	$ 2,500
Dodge 4500 Flat Bed (Co# 41169)	2,500
Dodge 4500 Flat Bed (Co# 43206)	2,500
Sub-total	$ 7,500
Misc. parts & repairs	2,000
Total	$ 9,500

524100 - VEHICLE INSURANCE (3) **$1,845**

This account covers the cost of allocated vehicle insurance. This figure provided by Risk Management. ($615 per vehicle FY 2022-2023 estimate)

$615 per vehicle x 3 vehicles = $1,845

524101 – COMPREHENSIVE INSURANCE **$1,268**

To cover the cost of Comprehensive Insurance (Inland & Marine) for the following vehicles and equipment: Dodge 4500 #41169, Dodge 4500 #41170, and Dodge 4500 43206 estimated at a total of $1,268 ($1,206.83 FY2021-22 actual + 5% = $1,267.17) per Risk Management.

524201 - GENERAL TORT LIABILITY INSURANCE (7.75) FTE'S **$711**

To cover the cost of allocated general tort liability insurance for 50% of Collection and Recycling Center Coordinator and 8 part time recycling collectors. $677 FY 2021-2022 actual expenditure + 5% increase = $ 710.85. This figure provided by Risk Management.

524202 – SURETY BONDS **$78**

Cover the cost of surety bonds for full-time equivalent employees. 7.75 FTE's x $10 per FTE = $77.5. This figure provided by Risk Management.

5250006 – GPS MONITORING CHARGES **$814**

To cover the cost of monthly vehicle GPS monitoring charges for the Dodge 4500 #41169, Dodge 4500 #41170, Dodge 4500 #TBD and Yale Forklift #37206.

4 @ $16.95/month = $67.80/month x 12 months = $813.60

525030 - 800 MHZ RADIO SERVICE CHARGE **$2,109**

This account covers the cost for three (3) 800 MHz Radios

Service for three (3) Radios @ $58.58 (6 site rate + airtime & tax) each	$	175.74
Month	x	12
Total	$	2,108.88

525031 - 800 MHZ RADIO MAINTENANCE **$120**

This account covers the cost for yearly maintenance of three (3) 800 MHz Radios. (3) Radios x $39.96 per radio = $119.88.

525400 - GAS, FUEL & OIL **$26,491**

This account covers the cost for gas/diesel fuel for vehicles and equipment assigned to this department. **Fleet Services has proposed a budget cost of $ 2.97/gallon for diesel this FY.**

Dodge Flat Bed (Co# 41170)	65gal/week @ $2.96/gal=	$192.40/week x 52 weeks =	$ 10,004.80
Dodge Flat Bed (Co# 41169)	65gal/week @ $2.96/gal=	$192.40/week x 52 weeks=	$ 10,004.80
Dodge Flat Bed (Co # 43206)	34gal/week @ $2.96/gal=	$100.64/week x 52 weeks=	$ 5,233.28
Yale Forklift Co #37206	10gal/month @ $2.96/gal=	$29.60month x 12 months=	$ 355.20
Diesel Exhaust Fluid	165 gallons @ 1.77/gal=		$ 292.05
Misc Equip (compressor/welder)			$ 600.00
Total			**$ 26,490.13**

525600 - UNIFORMS & CLOTHING **$5,612**

This account covers the cost for ten employees that are required to wear uniforms to identify themselves as County employees while working directly with the public. Safety apparatus must be worn due to some of the hazardous conditions the employees are exposed to. After the initial purchase for all employees, items such as winter jackets, rain coats, pants, and belts will only be purchased on an as needed basis each year. The increase in this line item is due to the recyclers needing more than one pair of boots each year.

Safety Shoes	16 Pair @ $135.00	$ 2,160.00
Winter Jacket	8 @ $75.00	$ 600.00
Raincoat	8 @ $62.00	$ 496.00
Shirt – Short Sleeve	32 @ $14.50	$ 464.00
Shirt – Long Sleeve	32 @ $14.50	$ 464.00
Sweatshirt Hood w/zipper	24 @ $15.00	$ 360.00
Work Pants	32 @ $14.54	$ 465.28
Belt	8 @ $13.54	$ 108.32
Summer Caps	12 @ $7.50	$ 90.00
County Patch	16 @ $1.50	$ 24.00
Sewing on Patch	16 @ $0.80	$ 12.80
S.C. Sales tax @ 7%		$ 367.11
	Total	$ 5,611.51

530100 - DEPRECIATION **$78,000**

This cost will cover the depreciation of vehicles and equipment.

538000 - CLAIMS & JUDGMENTS (LITIGATION) **$250**

This account will cover any cost that may occur that are lower than the deductible of our insurance.

SECTION VI. D. – CAPITAL LINE ITEM NARRATIVES

CAPITAL REQUEST

540000 - SMALL TOOLS AND MINOR EQUIPMENT **$1,500**

This account will cover the cost for any small tools and minor equipment that falls below the $500 capital cost limit. This also includes replacement items not stocked at Central Warehouse such as wrenches, ratchets, sockets, battery packs, and portable air compressors.

5AN000– SIGNS **$3,000**

This account will cover the cost of signs, banners, and sign materials for electronic recycling events and for the electronic waste building (directional and informational). This amount includes costs for signposts, brackets, and other hardware necessary for the installation of signs and hanging of banners.

5AN000 – (2) COVERED CONTAINERS FOR ELECTRONICS RECYCLING **$42,189**

Funds will be used to purchase 4 welded, metal, secure, covered, storage containers for collecting and recycling electronics at Collection and Recycling Centers. The containers will be a safe place to store electronics that are covered, safe from the elements and lockable. Lexington County is attempting to better meet the needs of residents by providing a rotating collection at 10 of its collection and recycling centers on a monthly basis. Container will be outfitted to be versatile in truck hauling method and will have baffles on the inside to secure materials and prevent breakage during transport.

= $37,092 x 0.07 = $2,596.44 (tax) + $2,500 (shipping) = $42,188.44

COUNTY OF LEXINGTON
SOLID WASTE MANAGEMENT
Annual Budget
Fiscal Year 2022-23

Fund: 5700
Division: Public Works
Organization: 121210 - Solid Waste / Litter Control Operations

Object Code	Expenditure Classification	2020-21 Expenses	2021-22 Expenses (Dec)	2021-22 Amended (Dec)	2022-23 Requested	*BUDGET* 2022-23 Recommend	2022-23 Approved
	Personnel						
510100	Salaries & Wages - 3	71	20,755	70,013	71,719		
510200	Overtime	101	0	0	1,000		
510300	Part Time	34,675	1,383	0	0		
511112	FICA Cost	2,664	1,367	5,355	5,563		
511113	State Retirement	8,695	3,368	11,609	13,497		
511120	Insurance Fund Contribution - 3	0	11,700	23,400	23,400		
511130	Workers Compensation	3,573	2,274	5,493	7,461		
	*** Total Personnel**	**49,779**	**40,847**	**115,870**	**122,640**		
	Operating Expenses						
520233	Towing	0	0	75	290		
520305	Infectious Disease Services	0	0	909	909		
521200	Operating Supplies	1,365	1,189	1,500	3,000		
522300	Vehicle Repairs & Maintenance	11	833	500	2,000		
524100	Vehicle Insurance - 1	615	615	615	615		
524101	Comprehensive Insurance	699	176	734	185		
524201	General Tort Liability Insurance	339	339	356	356		
524202	Surety Bonds	25	0	0	30		
525006	GPS Monitoring Charges	203	102	204	204		
525030	800 MHz Radio Service Charge	586	244	703	703		
525031	800 MHz Radio Maintenance	99	0	104	110		
525400	Gas, Fuel, & Oil	2,733	1,639	2,300	3,746		
525600	Uniforms & Clothing	1,296	395	2,175	2,175		
530100	Depreciation	6,365	0	6,500	6,400		
	*** Total Operating**	**14,336**	**5,532**	**16,675**	**20,723**		
	**** Total Personnel & Operating**	**64,115**	**46,379**	**132,545**	**143,363**		
	Capital						
540000	Small Tools & Minor Equipment	0	0	500	500		
	**** Total Capital**	**0**	**0**	**500**	**500**		
	***** Total Expenses**	**64,115**	**46,379**	**133,045**	**143,863**		

SECTION IV

COUNTY OF LEXINGTON
Capital Item Summary
Fiscal Year - 2022 - 2023

Fund # 5700 Fund Title: Solid Waste Management
Organization # 121210 Organization Title: Solid Waste / Litter Control Operation
Program # Program Title: Litter Control Operation

Qty	Item Description	***BUDGET*** 2022-2023 Requested Amount
	Small Tools and Minor Equipment	$500
	**** Total Capital (Transfer Total to Section III)**	**500**

SECTION V - PROGRAM OVERVIEW

Summary of Programs:

Program 1 – Litter Collection Crew

Program 1: Litter Collection Crew

Objectives:

The program provides weekly litter collection service (5 days per week) using three (3) full time positions and accompanying equipment. The staff picks up litter along the roadside throughout the County.

SERVICE LEVELS

Service Level Indicators:
Program 1:

	Actual FY 19/20	Actual FY 20/21	Estimated FY 21/22	Projected FY 22/23
Number of Bags Collected	5,101	6,678	7,187	7,850
Pounds of litter Collected	36,727	48,082	51,746	56,520

*Includes one half year total.

SECTION VI. – LINE ITEM NARRATIVES

SECTION VI. A. – SUMMARY OF REVENUES

SECTION VI. B. – LISTING OF NEW POSITIONS

Requested Staffing Level:

Job Title	Full Time Equivalent Positions	Enterprise Fund	Other Fund	Total	Pay Band
**Litter Collection Crew Chief	1	1		1	103
**Litter Collectors	2	2		2	101
Total Positions	3	3		3	

**All of these positions require benefits/insurance.

SECTION VI. C. – OPERATING LINE ITEM NARRATIVES

520233 – TOWING **$290**

These funds cover the cost of towing the Litter Crew's vehicle if required.

520305 – INFECTIOUS DISEASE SERVICES **$909**

This account will cover the cost for hepatitis "B" inoculations available to employees. 29CFR 1910.1030 Guidelines apply to any personnel considered at risk under OSHA 1970 General Data clause. There is considerable information available to support the inclusion of certain personnel in the Solid Waste Management Department in a pathogenic exposure program to vaccinate against hepatitis "B".

Shot Series cost/$303 per employee x 3 employees = $909

521200 - OPERATING SUPPLIES **$3,000**

This account covers the cost for collection bags, safety personal protective gear, and other associated supplies.

522300 - VEHICLE REPAIRS & MAINTENANCE **$2,000**

These funds are for normal maintenance costs associated with the operation of one (1) Pickup truck.

524100 - VEHICLE INSURANCE (1) **$615**

This account covers the cost of allocated vehicle insurance. This figure provided by Risk Management.
Insurance (1) pickup truck $ 615

524101 – COMPREHENSIVE INSURANCE **$185**

To cover the cost of Comprehensive Insurance for the Litter Collection Pickup truck. $175.97 FY2021-22 actual + 5% = $184.77) per Risk Management.

524201 - GENERAL TORT LIABILITY INSURANCE **$356**

This account fee covers the cost for the FY 22/23 for (4) employees. $339 FY 21-22 actual + 5% = $355.95 per Risk Management estimate.

524202 – SURETY BONDS **$30**

This account fee covers the cost for Surety Bonds for FY 23/23. Cost $10 per employee x 3 FTE's = $30.

525006 – GPS MONITORING CHARGES **$204**

This account covers cost for GPS monitoring and activation.

Monitoring cost of unit $16.95 x 12 months = $203.40

525030 - 800 MHZ RADIO SERVICE CHARGES **$703**

This account covers cost for one (1) 800 MHz Radio.

Service for (1) 800 MHz Radio x $58.58 (6 site rate + airtime & tax)/month x 12 = $ 702.96

525031 - 800 MHZ RADIO MAINTENANCE **$110**

This account covers cost for required maintenance of one (1) 800 MHz Radio. The radio maintenance for this year is $109.08.

525400 - GAS FUEL & OIL **$3,746**

This account will cover the cost for daily gas and other lubricants required for the assigned vehicle. **Fleet services has proposed a budget cost of $ 2.77 per gal. (gas) for FY 2022/2023**

Pickup truck – 26 gallons per week x 52 weeks = 1,352 gal. x $2.77/gallon = $ 3,745.04

525600 - UNIFORMS & CLOTHING **$2,175**

This account covers the cost for four (4) employees that are required to wear uniforms to identify themselves as County employees, while working directly with the public. Safety apparatus must be worn, due to some of the hazardous conditions the employees are exposed to. After the initial purchase for all employees, items such as winter jackets, rain coats, pants, and belts will only be purchased on an as needed basis each year.

Safety Shoes	4 Pair @ $135.00	$ 540.00
Winter Jacket	4 @ $59.56	$ 238.24
Raincoat	4 @ $62.00	$ 248.00
Shirt – Short Sleeve	16 @ $14.50	$ 232.00
Shirt – Long Sleeve	16 @ $14.50	$ 232.00
Sweatshirt Hood w/zipper	12 @ $14.25	$ 171.00
Work Pants	16 @ $17.14	$ 274.24
Belt	4 @ $13.54	$ 54.16
Summer Caps	4 @ $7.50	$ 30.00
County Patch	8 @ $0.76	$ 6.08
Sewing on Patch	8 @ $0.80	$ 6.40
	Subtotal	$ 2,032.12
SC Sales Tax @ 7%		142.25
Total		$ 2,174.37

530100 - DEPRECIATION **$6,400**

This cost will cover the depreciation of vehicles and equipment.

SECTION VI. D. – CAPITAL LINE ITEM NARRATIVES

CAPITAL REQUEST

540000 - SMALL TOOLS & MINOR EQUIPMENT **$500**

This account will cover the cost to purchase small tools.

COUNTY OF LEXINGTON
SOLID WASTE MANAGEMENT
Annual Budget
Fiscal Year 2022-23

Fund: 5700
Division: Public Works
Organization: 121220 - Solid Waste / Code Enforcement

Object Code	Expenditure Classification	2020-21 Expenses	2021-22 Expenses (Dec)	2021-22 Amended (Dec)	2022-23 Requested	*BUDGET* 2022-23 Recommend	2022-23 Approved
	Personnel						
510100	Salaries & Wages - 2	63,006	47,114	87,025	97,669		
510199	Special Overtime	488	264	3,000	3,000		
511112	FICA Cost	4,557	3,428	6,887	7,702		
511114	Police Retirement	17,613	8,364	17,321	21,382		
511120	Insurance Fund Contribution - 2	15,600	7,800	15,600	15,600		
511130	Workers Compensation	2,141	1,640	3,115	3,484		
	*** Total Personnel**	**103,405**	**68,610**	**132,948**	**148,837**		
	Operating Expenses						
520200	Contracted Services	0	0	0	1,920		
520233	Towing Service	0	0	150	190		
520702	Technical Currency & Support	0	0	200	200		
521200	Operating Supplies	0	0	250	500		
521208	Police Supplies	0	0	500	800		
522300	Vehicle Repairs & Maintenance	15	49	1,000	1,000		
524100	Vehicle Insurance - 1	1,230	1,230	1,230	1,230		
524101	Comprehensive Insurance	0	487	626	512		
524201	General Tort Liability Insurance	2,953	2,953	3,274	3,274		
524202	Surety Bonds	13	0	0	20		
525004	WAN Service Charges	912	380	913	913		
525021	Smart Phone Charges	1,080	450	2,160	2,160		
525210	Conference, Meeting & Training Expenses	0	0	1,000	1,000		
525400	Gas, Fuel, & Oil	3,083	2,463	6,000	10,637		
525600	Uniforms & Clothing	0	0	2,000	500		
530100	Depreciation	16,990	0	17,000	17,000		
	*** Total Operating**	**26,276**	**8,012**	**36,303**	**41,856**		
	**** Total Personnel & Operating**	**129,681**	**76,622**	**169,251**	**190,693**		
	Capital						
540000	Small Tools & Minor Equipment	0	0	500	500		
	All Other Equipment						
	**** Total Capital**	**0**	**0**	**500**	**500**		
	***** Total Expenses**	**129,681**	**76,622**	**169,751**	**191,193**		

SECTION IV

COUNTY OF LEXINGTON

Capital Item Summary
Fiscal Year - 2022 - 2023

Fund # 5700 Fund Title: Solid Waste Management
Organization # 121220 Organization Title: Solid Waste / Code Enforcement
Program # 1 Program Title: Solid Waste Code Enforcement

Qty	Item Description	***BUDGET*** 2022-2023 Requested Amount
	Small Tools and Minor Equipment	500

**** Total Capital (Transfer Total to Section III)** **500**

SECTION V - PROGRAM OVERVIEW

Summary of Programs:

Program 1 – Solid Waste Code Enforcement

Program 1: Solid Waste Code Enforcement

Objectives:

This program is designed to eliminate commercial businesses and/or residents from outside of Lexington County from using the Lexington County Collection & Recycling Centers and to enforce litter control throughout the County. The program consist of two (2) certified law enforcement officers, who report directly to the LCSD.

The officers randomly travel between the eleven (11) Collection & Recycling Centers checking ID's for out of county residents and follow up with commercial businesses. Additionally, the officers monitor for un-tarped loads, littering, illegal dumping, citizen conflicts, and scavenging. The Officers also support the landfill operations, special recycling events, and solid waste education.

The program supports the overall goal of eliminating out of county residents and businesses from using the Lexington County Collection & Recycling Centers and reducing litter along county roads.

SECTION VI. – LINE ITEM NARRATIVES

SECTION VI. C. – OPERATING LINE ITEM NARRATIVES

520200 - CONTRACTED SERVICES **$1,920**

This account covers the cost of cellular service plans for 8 trail cameras. These cameras will be used in high volume litter areas in an attempt to identify offenders. The cellular service allows for the pictures to be transmitted directly to the phone of a Code Enforcement Officer.

Monthly Camera Service	8 Cameras @ $20 per month		$ 160 per month
			x 12 months
		Total:	$1,920.00

520233 - TOWING **$190**

This account covers cost associated with towing the vehicle as needed for repairs.

520702 – TECHNICAL CURRENCY & SUPPORT **$200**

This account covers the cost of the software for the Code Enforcement Officers computer.

521200 - OPERATING SUPPLIES **$500**

These funds are necessary to provide the required supplies for the code enforcement officer to include, but not limited to: gloves, safety glasses, forms, etc.

521208 - POLICE SUPPLIES **$800**

This account will cover the cost of supplies for the Code Enforcement Officers.

522300 - VEHICLE REPAIRS AND MAINTENANCE **$1,000**

These funds are for normal maintenance costs associated with the operation of the sheriff vehicle assigned to this account. Two (2) Sheriff Vehicles Co. #41497 and $41498 - $1,000

524100 - VEHICLE INSURANCE **$1,230**

These funds are for insurance of the two (2) Sheriff vehicles Co. #41497 and Co. #41498. This figure provided by Risk Management. $615 per vehicle x 2 = $1,230.

524101 - COMPREHENSIVE INSURANCE **$512**

These funds are for insurance of the two (2) Sheriff vehicles #41497 and $41498. This figure provided by Risk Management $486.76 FY2020-2021 actual + 5% = $511.10.

524201 - GENERAL TORT LIABILITY INSURANCE **$3,274**

These funds are for General Tort Liability Insurance for the two (2) Code Enforcement Officers. This figure provided by Risk Management for FY2022-23. $1,637 x 2 Officers = $3,274.

524202 – SURETY BONDS **$20**

This account fee covers the cost for Surety Bonds for FY 21/22 - 2.0 FTE's x $10 each = $20.

525004 – WAN SERVICE CHARGES **$913**

To cover the cost of wifi and internet service $76.02 per month x 12 = $912.24

525021 – SMART PHONE CHARGES **$2,160**

This account covers the cost for a smart phone for the Code Enforcement Officers.

Verizon Smart Phone ($90 per month x 2 phones)	$180.00
Months	X 12
Total	$ 2,160.00

525210 - CONFERENCE & MEETING EXPENSES **$1,000**

This account covers the cost for any certification classes the Code Enforcement Officers are required to attend.

525400 - GAS, FUEL & OIL **$10,637**

This account covers the cost for gas, transmission, hydraulic, chassis, anti-freeze, and other lubricants required for equipment's services and daily fuel for one year. **Fleet services has proposed a budget cost of $2.77 a gal. This FY.** $886.40 per month x 12 = $10,636.80

525600 - UNIFORMS & CLOTHING **$500**

These funds are for uniforms and clothing for the Code Enforcement Officers.

530100 - DEPRECIATION **$17,000**

This cost will cover the depreciation of vehicles and equipment.

SECTION VI. D. – CAPITAL LINE ITEM NARRATIVES

CAPITAL REQUEST

540000 - SMALL TOOLS AND MINOR EQUIPMENT **$500**

This account will cover the cost for a smart phone and any small tools and/or minor equipment which falls below the $500 capital cost limit, especially items not stocked at Central Warehouse.

COUNTY OF LEXINGTON
SOLID WASTE MANAGEMENT
Annual Budget
Fiscal Year 2022-23

Fund: 5700
Division: Public Works
Organization: 121299 - Solid Waste / Non-Departmental

Object Code	Expenditure Classification	2020-21 Expenses	2021-22 Expenses (Dec)	2021-22 Amended (Dec)	2022-23 Requested	BUDGET 2022-23 Recommend	2022-23 Approved
	Personnel						
519999	Personnel Contingency	0	0	45,247	47,585		
	*** Total Personnel**	**0**	**0**	**45,247**	**47,585**		
	Operating Expenses						
529903	Contingency	0	0	566,871	50,000		
	*** Total Operating**	**0**	**0**	**566,871**	**50,000**		
	**** Total Personnel & Operating**	**0**	**0**	**612,118**	**97,585**		
	Capital						
549904	Capital Contingency	0	0	223,851	100,000		
	**** Total Capital**	**0**	**0**	**223,851**	~~**197,585**~~ 100,000		
	***** Total Expenses**	**0**	**0**	**835,969**	~~**295,170**~~ 197,585		

SECTION V. - PROGRAM OVERVIEW

Summary of Programs:

Program – Non-Departmental

Program: Non-Departmental

Objectives:

This program is being requested to provide backup for potential salary adjustment and Department contingency.

SECTION VI. – LINE ITEM NARRATIVES

SECTION VI. B. – LISTING OF POSITIONS

Requested Personnel Budget: (Estimated (2) percent increase on existing Salary, OT and Part Time)

511112 - FICA COSTS – SALARY ADJUSTMENT **$2,739**

$35,791 x .0765 (7.65%) = $2,738.01

511113 - STATE RETIREMENT (L/S) **$6,273**

$33,797 State x .1856 (18.56%) = $6,272.72

511113 - POLICE RETIREMENT (L/S) **$428**

$2,014 Police x .2124 (21.24%) = $427.77

511130 - WORKERS COMPENSATION (1.0 FTE) **$2,334**

$35,811 x 0.06517 (average factor for Department) = $2,333.80

519901–SALARIES&WAGESADJUSTMENTACCOUNT **$35,811**

$1,790,520 x 1.02 (2%) = $1,826,331 – $1,790,520 = Increase $35,811

SECTION VI. C. – OPERATING LINE ITEM NARRATIVES

529903 – CONTINGENCY **$50,000**

529904 – CAPITAL CONTINGENCY **$100,000**

COUNTY OF LEXINGTON
SW POST CLOSURE SINKING FUND
Annual Budget
Fiscal Year - 2022-23

Object Code	Revenue Account Title	Actual 2020-21	Received Thru Nov 2021-22	Amended Budget Thru Nov 2021-22	Projected Revenues Thru Jun 2021-22	Requested 2022-23	Recommend 2022-23	Approved 2022-23
	*** SW Post Closure Sinking Fund 5701:**							
	Revenues:							
461000	Investment Interest	25,385	7,224	26,000	17,446	18,000		
805700	Op Trn from Solid Waste	162,370	0	265,290	265,290	175,664		
	**** Total Revenue**	187,755	7,224	291,290	282,736	193,664		
	*****Total Appropriation**				1,667,870	829,000		
	Contingency				1,200,870	500,000		
	FUND BALANCE Beginning of Year - cash				5,876,875	5,692,611		
	FUND BALANCE - Projected End of Year - cash				5,692,611	5,557,275		

Fund: 5701
Division: Public Works
Organization: 121204 - Solid Waste / Landfill Operations

Object Code	Expenditure Classification	2020-21 Expend	2021-22 Expend (Dec)	2021-22 Amended (Dec)	2022-23 Requested	*BUDGET* 2022-23 Recommend	2022-23 Approved
	Operating Expenses						
520200	Contracted Service	0	0	36,000	36,000		
520300	Professional Services	15,500	0	30,000	32,500		
520601	L/F Well Monitoring - Batesburg/Leesville	61,500	31,750	63,500	65,500		
520602	L/F Well Monitoring - Edmund	42,000	16,500	46,000	49,000		
520603	L/F Well Monitoring - Chapin	42,000	22,000	44,000	46,000		
520612	Closure/PostClosure Care Cost	(665,153)	0	0	0		
521220	Closure/PostClosure Operating Supplies	73,074	9,908	100,000	100,000		
529903	Contingency	0	0	1,200,870	500,000		
	*** Total Operating**	**(431,079)**	**80,158**	**1,520,370**	**829,000**		
	****Total Personnel & Operating**	**(431,079)**	**80,158**	**1,520,370**	**829,000**		
	Capital						
	All Other Equipment	0	0	147,500	0		
	****Total Capital**	**0**	**0**	**147,500**	**0**		
	***** Total Budget Appropriation**	**(431,079)**	**80,158**	**1,667,870**	**829,000**		

SECTION V-PROGRAM OVERVIEW

Summary of program:

Program 1: Landfill Closure/Post Closure Operations

Objectives:

This program accounts for the closure and post closure expenditures required for the three closed Class 3 municipal solid waste landfills (MSW) including the Batesburg/Leesville, Chapin, Edmund landfill, and completed portions of the Class 2 Edmund C&D Landfill. Expenditures include engineering, construction and material costs for closure and ongoing post closure maintenance, and groundwater/methane gas monitoring activities.

SERVICE LEVELS

Service Level Indicators:
Program 1:

	Actual FY 19/20	Actual FY 20/21	Estimated FY 21/22	Projected FY 22/23
# of Class 3 Landfills Closed	3	3	3	3
# of Class 2 Cells Closed	1	1	1	1

SECTION VI. - LINE ITEM NARRATIVES

SECTION VI. A. – SUMMARY OF REVENUES

SECTION VI. C. - OPERATING LINE ITEM NARRATIVES

520200 - CONTRACTED SERVICES **$36,000**

To cover contractor costs for mowing and tree removal at the Batesburg/Leesville, Hwy. 321, and Chapin closed Class 3 Landfills. Mowing/tree removal services once per year $12,000 per service x (3) sites = $36,000.

520300 - PROFESSIONAL SERVICES **$32,500**

This account covers cost associated with several types of services. These services include: Engineering observations & surveying, preparation of final Closure report/certification to DHEC, technical assistance to the Edmund Class 2 Landfill, and services for the closed Class 3 Landfills at Edmund, Batesburg/Leesville, and Chapin.

Corrective Measures &Compliance (Batesburg/Leesville LF)	$ 10,000
Corrective Measures & Compliance (Chapin Landfill)	10,000
Corrective Measures & Compliance (Edmund Landfill)	10,000
Annual Methane Monitoring and Reporting	2,500
Total Professional Services	$ 32,500

520601 - L/F WELL MONITORING - BATESBURG/LEESVILLE **$65,500**

The proposed engineering fee is to perform bi-annual sampling and laboratory analysis of groundwater at the Batesburg/Leesville Landfill. Engineering consultants oversee and handle all laboratory reports required by SCDHEC. This fee includes: Laboratory analysis of sampling for indicator parameters, review of results in relation to maximum contaminant levels, and reporting of results to SCDHEC.

520602 - L/F WELL MONITORING - EDMUND **$49,000**

The proposed engineering fee is to perform bi-annual sampling and laboratory analysis of groundwater, monthly methane gas monitoring, GHG reporting to EPA, and cover inspection at the closed Edmund (Class 3) Landfill. Engineering consultants oversee and handle all laboratory reports as required by SCDHEC. This fee includes: Laboratory analysis of sampling for indicator parameters, review of results in relation to maximum Contaminant levels, and reporting of results to SCDHEC. This fee also includes an annual statistical analysis report for methane sent to SCDHEC.

520603 - L/F WELL MONITORING - CHAPIN **$46,000**

The proposed engineering fee is to perform bi-annual sampling and laboratory analysis of groundwater and annual cover inspection at the Chapin Landfill. Engineering consultants oversee and handle all laboratory reports as required by SCDHEC. This fee includes: Laboratory analysis of sampling for indicator parameters, review of results in relation to maximum contaminant levels, and reporting of results to SCDHEC.

521220 – CLOSURE OPERATING SUPPLIES **$100,000**

These funds will be used to purchase supplies to include drainage piping, seeding, fertilizer, rip-rap material, and erosion control materials for the closure of the Edmund C&D landfill, and post-closure repairs at the Edmund, Chapin, and Batesburg/Leesville Class Three Landfills.

SECTION VI. D. – CAPITAL LINE ITEM NARRATIVES

CAPITAL REQUEST

Solid Waste Closure/Post Closure Sinking Fund
Summary – FY 2022-2023 Cell 2

		FY2022-23
-	Closure (Cell Two)	$116,742
-	Post Closure (Cell Two)	58,922
	Total	$175,664

SOLID WASTE MANAGEMENT CLOSURE - CELL 2

	FY 2016/2017	FY 2017/2018	FY 2018/2019	FY 2019/2020	FY 2020/2021	FY 2021/2022
ESTIMATED CLOSURE COSTS	$953,000	$953,000	$953,000	$953,000	$953,000	$953,000
Less Current Expenditures	$0	$0	$0	$0	$0	$0
Balance Closure Costs	$953,000	$953,000	$953,000	$953,000	$953,000	$953,000
BEGINNING LIFE IN YRS	8	8	8	8	8	8
COST PER YEAR	$119,125.00	$119,125.00	$119,125.00	$119,125.00	$119,125.00	$119,125.00
NUMBER OF LIFE YEARS REMAINING	7.54	6.60	5.59	4.17	2.84	1.90
MONTH	June 30,2017	June 30,2018	June 30,2019	June 30,2020	June 30,2021	June 30,2022
NUMBER OF YEARS OF LANDFILL LIFE USED	0.46	1.4	2.41	3.83	5.16	6.1
TOTAL CLOSURE/POST CLOSURE COST ALLOCATION TO BE ACCUMULATED 5701 SINKING FUND	$54,798	$166,775	$287,091	$456,249	$614,685	$726,663
ORIGINAL ALLOCATION FROM GENERAL FUND	$0	$0	$0	$0	$0	$0
BALANCE REQUIRED	$54,798	$166,775	$287,091	$456,249	$614,685	$726,663
LESS PREVIOUS ADDITION TO FUND 5701	($35,497)	($92,677)	($415,506)	($450,980)	($594,434)	($770,739)
	(1)	(2)	(3)	(4)	(5)	(6)
AMOUNT ADDED TO FUND 5701 CURRENT FISCAL YEAR	$0	$0	$0	$0	$20,251	-$44,077

(1) Addition based on Budget estimate 2/02/17- current FY $ 35,497
(2) Addition based on Budget estimate 2/05/18 - previous years $35,497 + Current Year $57,180 = $92,677
(3) Addition based on Budget estimate 2/05/19 - previous years $92,677 + Current Year $322,829 = $415,506

(4) Addition based on Budget estimate 2/05/20 - previous years $415,506 + Current Year $35,474 = $450,980
(5) Addition based on Budget estimate 2/05/21 - previous years $450,980 + Current Year $143,454 = $594,434
(6) Addition based on Budget estimate 2/01/22 - previous years $594,434 + Current Year $176,305 = $770,739

SOLID WASTE MANAGEMENT CLOSURE - CELL 2

	FY 2022/2023	FY 2023/2024	FY 2024/2025	FY 2025/2026	FY 2026/2027	FY 2027/2028
ESTIMATED CLOSURE COSTS	$953,000	$953,000	$953,000	$953,000	$953,000	$953,000
Less Current Expenditures	$0	$0	$0	$0	$0	$0
Balance Closure Costs	$953,000	$953,000	$953,000	$953,000	$953,000	$953,000
BEGINNING LIFE IN YRS	8	8	8	8	8	8
COST PER YEAR	$119,125.00	$119,125.00	$119,125.00	$119,125.00	$119,125.00	$119,125.00
NUMBER OF LIFE YEARS REMAINING	0.55	0.00	0.00	0.00	0.00	0.00
MONTH	June 30,2023	June 30,2024	June 30,2025	June 30,2026	June 30,2027	June 30,2028
NUMBER OF YEARS OF LANDFILL LIFE USED	7.45	8	8	8	8	8
TOTAL CLOSURE/POST CLOSURE COST ALLOCATION TO BE ACCUMULATED 5701 SINKING FUND	$887,481	$953,000	$953,000	$953,000	$953,000	$953,000
ORIGINAL ALLOCATION FROM GENERAL FUND	$0	$0	$0	$0	$0	$0
BALANCE REQUIRED	$887,481	$953,000	$953,000	$953,000	$953,000	$953,000
LESS PREVIOUS ADDITION TO FUND 5701	($770,739)	$0	$0	$0	$0	$0
	(6)		(1)	(2)	(3)	(4)
AMOUNT ADDED TO FUND 5701 CURRENT FISCAL YEAR	$116,742	$953,000	$953,000	$953,000	$953,000	$953,000

SOLID WASTE MANAGEMENT POST CLOSURE - CELL 2

	FY 2016/2017	FY 2017/2018	FY 2018/2019	FY 2019/2020	FY 2020/2021	FY 2021/2022
ESTIMATED CLOSURE COSTS	$481,000	$481,000	$481,000	$481,000	$481,000	$481,000
Less Current Expenditures	$0	$0	$0	$0	$0	$0
Balance Closure Costs	$481,000	$481,000	$481,000	$481,000	$481,000	$481,000
BEGINNING LIFE IN YRS	8	8	8	8	8	8
COST PER YEAR	$60,125.00	$60,125.00	$60,125.00	$60,125.00	$60,125.00	$60,125.00
NUMBER OF LIFE YEARS REMAINING	7.54	6.60	5.59	4.17	2.84	1.90
MONTH	June 30,2018	June 30,2018	June 30,2019	June 30,2020	June 30,2021	June 30,2022
NUMBER OF YEARS OF LANDFILL LIFE USED	0.46	1.4	2.41	3.83	5.16	6.1
TOTAL CLOSURE/POST CLOSURE COST ALLOCATION TO BE ACCUMULATED 5701 SINKING FUND	$27,658	$84,175	$144,901	$230,279	$310,245	$366,763
ORIGINAL ALLOCATION FROM GENERAL FUND	$0	$0	$0	$0	$0	$0
BALANCE REQUIRED	$27,658	$84,175	$144,901	$230,279	$310,245	$366,763
LESS PREVIOUS ADDITION TO FUND 5701	($19,025)	($28,860)	($210,824)	($281,108)	($300,024)	($389,009)
AMOUNT ADDED TO FUND 5701 CURRENT FISCAL YEAR	(1) $0	(2) $0	(3) $0	(4) $0	(5) $0	(6) -$22,247

(1) Addition based on Budget estimate 2/02/17- current FY $ 19,025
(2) Addition based on Budget estimate 2/05/18 - previous years $19,025 + Current Year $28,860 = $47,885
(3) Addition based on Budget estimate 2/05/19 - previous years $47,885 + Current Year $162,939 = $210,824

(4) Addition based on Budget estimate 2/05/20 - previous years $210,824 + Current Year $70,284 = $281,108
(5) Addition based on Budget estimate 2/05/21 - previous years $281,108 + Current Year $18,916 = $300,024
(6) Addition based on Budget estimate 2/01/22 - previous years $300,024 + Current Year $88 985 = $389,009

SOLID WASTE MANAGEMENT POST CLOSURE - CELL 2

	FY 2022/2023	FY 2023/2024	FY 2024/2025	FY 2025/2026	FY 2026/2027	FY 2027/2028
ESTIMATED CLOSURE COSTS	$481,000	$481,000	$481,000	$481,000	$481,000	$481,000
Less Current Expenditures	$0	$0	$0	$0	$0	$0
Balance Closure Costs	$481,000	$481,000	$481,000	$481,000	$481,000	$481,000
BEGINNING LIFE IN YRS	8	8	8	8	8	8
COST PER YEAR	$60,125.00	$60,125.00	$60,125.00	$60,125.00	$60,125.00	$60,125.00
NUMBER OF LIFE YEARS REMAINING	0.55	0.00	0.00	0.00	0.00	0.00
MONTH	June 30,2023	June 30,2024	June 30,2025	June 30,2026	June 30,2027	June 30,2028
NUMBER OF YEARS OF LANDFILL LIFE USED	7.45	8	8	8	8	8
TOTAL CLOSURE/POST CLOSURE COST ALLOCATION TO BE ACCUMULATED 5701 SINKING FUND	$447,931	$481,000	$481,000	$481,000	$481,000	$481,000
ORIGINAL ALLOCATION FROM GENERAL FUND	$0	$0	$0	$0	$0	$0
BALANCE REQUIRED	$447,931	$481,000	$481,000	$481,000	$481,000	$481,000
LESS PREVIOUS ADDITION TO FUND 5701	($389,009)	$0	$0	$0	$0	$0
	(6)	(7)	(8)	(9)	(10)	(11)
AMOUNT ADDED TO FUND 5701 CURRENT FISCAL YEAR	$58,922	$481,000	$481,000	$481,000	$481,000	$481,000

(7) Addition based on Budget estimate 2/01/23

LEXINGTON COUNTY - Solid Waste Management

CAPACITY PROJECTION - EDMUND C&D LANDFILL CELL 2

Budget Estimate for Closure/PostClosure

Fiscal Year	Edmund C&D Landfill Tonnage	Landfill Life In Years	
Available Capacity - Tons(1)	634,050	8.00	
Disposed FY 2016/2017 (2)	31,088		Actual
Capacity as of 7/01/17	602,962	7.54	
Disposed FY 2017/2018	75,336		Actual
Capacity as of 7/01/18	527,626	6.60	
Disposed FY 2018/2019	80,568		Actual
Capacity as of 7/01/19	447,058	5.59	
Disposed FY 2019/2020	93,028		Actual
Capacity as of 7/01/20	354,030	4.17	
Disposed FY 2020/2021	98,459		Actual
Capacity as of 7/01/21	255,571	2.84	
Disposed FY 2021/2022	103,713		Estimate
Capacity as of 7/01/22	151,858	1.90	
Disposed FY 2022/2023	107,862		Estimate
Capacity as of 7/01/23	43,996	0.55	
Disposed FY 2023/2024	0		
Capacity as of 7/01/12	43,996	0.55	
Disposed FY 2024/2025	0		
Capacity as of 7/01/13	43,996	0.55	
Disposed FY 2025/2026	0		
Capacity as of 7/01/14	43,996	0.55	
Disposed FY 2026/2027	0		
Capacity as of 7/01/15	43,996	0.55	
Disposed FY 2027/2028	0		
Capacity as of 7/01/16	43,996	0.55	
Disposed FY 2028/2029	0		
Capacity as of 7/01/17	43,996	0.55	
Disposed FY 2029/2030	0		
Capacity as of 7/01/18	43,996	0.55	
Disposed FY 2030/2031	0		
Capacity as of 7/01/19	43,996	0.55	
Disposed FY 2031/2032	0		
Capacity as of 7/01/20	43,996	0.55	

As of 1/8/18

(1) Capacity based on Engineering Topo - Alliance Engineering

based on 828,800 cubic yards and avg. solid waste density of 1,204 lbs/cubic yard

(2) Tonnage is for the remaining portion of the year - February 2017 to June 2017

COUNTY OF LEXINGTON
SOLID WASTE TIRES
Annual Budget
Fiscal Year - 2022-23

Object Code	Revenue Account Title	Actual 2020-21	Received Thru Nov 2021-22	Amended Budget Thru Nov 2021-22	Projected Revenues Thru Jun 2021-22	Requested 2022-23	Recommend 2022-23	Approved 2022-23
	***Solid Waste Tire 5710:**							
	Revenues:							
422000	Landfill - Tires	154,125	87,017	155,000	155,000	166,000		
461000	Investment Interest	571	140	800	800	354		
490300	Gain on Sale of Fixed Assets	0	700	0	700	0		
	**** Total Revenue**	154,696	87,857	155,800	156,500	166,354		
	*****Total Appropriation**				362,560	392,500		
	Unused:							
	Contingency				81,541	20,000		
	Noncash Expenses:							
	Depreciation				0	0		
	FUND BALANCE							
	Beginning of Year (Fund Bal. minus F/A)				361,042	236,523		
	FUND BALANCE - Projected							
	End of Year				236,523	30,377		

Fund: 5710
Division: Public Works
Organization: 121204 - Solid Waste / Landfill Operations

Object Code	Expenditure Classification	2020-21 Expend	2021-22 Expend (Dec)	2021-22 Amended (Dec)	2022-23 Requested	*BUDGET* 2022-23 Recommend	2022-23 Approved
	Operating Expenses						
520100	Contracted Maintenance	17,408	0	0	0		
520200	Contracted Services	0	0	5,000	5,000		
520240	Tire Disposal	163,286	69,310	276,019	367,500		
524100	Vehicle Insurance	0	1,230	0	0		
524101	Comprehensive Insurance	865	0	0	0		
529903	Contingency	0	0	81,541	20,000		
530100	Depreciation Expense	9,910	0	0	0		
	*** Total Operating**	**191,469**	**70,540**	**362,560**	**392,500**		
	****Total Personnel & Operating**	**191,469**	**70,540**	**362,560**	**392,500**		
	Capital						
540000	Small Tools & Minor Equipment	0	0	0	0		
	****Total Capital**	**0**	**0**	**0**	**0**		
	**** Total Budget Appropriation**	**191,469**	**70,540**	**362,560**	**392,500**		

SECTION V – PROGRAM OVERVIEW

Summary of Programs:

Program 1 – State Tire Fund

Program 1: Waste Tire Disposal

Objectives:
This program is for the disposal of all waste tires. The State Tire Fund revenue is received on a quarterly basis and provides the funds for this account. Whole tires are banned from Landfills, per South Carolina Department of Health and Environmental Control, Solid Waste Policy, and Management Act. In order to properly dispose of tires, an outside vendor is contracted to pick-up and recycle the waste tire collected at the Edmund Landfill. In addition to this service, the State Tire Fund also allows for the use of contractors to cleanup tire stock piles including labor and equipment necessary for this operation.

SERVICE LEVELS

Service Level Indicators

Service Levels Tire Disposal	Actual FY 19/20	Actual FY 20/21	Estimated FY 21/22	Projected FY 22/23
Tons	1,454	1,647	1,885	2,100

SECTION VI. – LINE ITEM NARRATIVES

SECTION VI. A. – SUMMARY OF REVENUES

SECTION VI. B. – LISTING OF POSITIONS

SECTION VI. C. – OPERATING LINE ITEM NARRATIVES

520200 - CONTRACTED SERVICES **$5,000**

This account is for contracted services for the cleanup and disposal of stock piles of used tires throughout the County.

520240 - TIRE DISPOSAL SERVICES **$367,500**

This account is to cover the disposal cost of waste tires. Whole tires are banned from Landfills, per SCDHEC. In order to dispose of tires, the only alternative is to ship them to a local vendor for recycling.

Total Estimated July 2022 – June 2023 - 2,100 tons x $175/ton = 367,500

SECTION VI. D. – CAPITAL LINE ITEM NARRATIVES

CAPITAL REQUEST

COUNTY OF LEXINGTON
SOLID WASTE DHEC MANAGEMENT GRANT
Annual Budget
Fiscal Year - 2022-23

Object Code	Revenue Account Title	Actual 2020-21	Received Thru Nov 2021-22	Amended Budget Thru Nov 2021-22	Projected Revenues Thru Jun 2021-22	Requested 2022-23	Recommend 2022-23	Approved 2022-23
	***Solid Waste DHEC Management Grant 5720:**							
	- Reimbursement Grant -							
	Revenues:							
458000	State Grant Income	8,817	29,000	22,182	29,000	124,769		
491000	Contributed Capital	(20,001)	0	0	0	0		
	**** Total Revenue**	(11,184)	29,000	22,182	29,000	124,769		
	*****Total Appropriation**				22,182	124,769		
	FUND BALANCE Beginning of Year				1,443	8,261		
	FUND BALANCE - Projected End of Year				8,261	8,261		

Fund: 5720
Division: Public Works
Organization: 121207 - Solid Waste / Recycling

Object Code	Expenditure Classification	2020-21 Expend	2021-22 Expend (Dec)	2021-22 Amended (Dec)	2022-23 Requested	*BUDGET* 2022-23 Recommend	2022-23 Approved
	Personnel						
	*** Total Personnel**	**0**	**0**	**0**	0		
	Operating Expenses						
520200	Contracted Services	0	0	9,000	54,345		
520400	Advertising & Publicity	6,805	0	10,755	26,730		
520800	Outside Printing	0	0	0	37,276		
521200	Operating Supplies	2,013	195	2,427	6,418		
	*** Total Operating**	**8,818**	**195**	**22,182**	**124,769**		
	****Total Personnel & Operating**	**8,818**	**195**	**22,182**	**124,769**		
	Capital						
599999	Capital Clearing	(20,001)	0	0	0		
	All Other Equipment	20,001	0	0	0		
	****Total Capital**	**0**	**0**	**0**	**0**		
	**** Total Budget Appropriation**	**8,818**	**195**	**22,182**	**124,769**		

SECTION V. – PROGRAM OVERVIEW

Summary of Program

DHEC Solid Waste Management Grant

Objective:

DHEC Solid Waste Management Grant - Part 1: General Recycling Grant

This program is a proposed grant application with the South Carolina Department of Health and Environmental Control (DHEC). The purpose of the Solid Waste Reduction and Recycling Grant program is to assist local governments and regions in their efforts to achieve the recommended state municipal solid waste (MSW) recycling goal of 40 percent and achieve the recommended MSW disposal goal of 3.25 lbs. or less per person per day. DHEC is offering two types of solid grant funds, this proposal focused on recycling.

DHEC Solid Waste Management Grant - Part 2: Organics Recovery and Recycling Grant

This program is a proposed grant application with the South Carolina Department of Health and Environmental Control (DHEC). The purpose of the Solid Waste Reduction and Recycling Grant program is to increase the recovery of organic material (e.g., food waste, yard trimmings, and cooking oil) through implementation of a new program or enhancement of an existing program designed to divert organics from the landfill. Any education/outreach materials associated with the project must be approved by the DHEC prior to production. The proposed grant funding request would assist Lexington County in providing contractor costs for the first year of operation for the Lexington County Food Waste Recycling Program. Funding is also being requested to provide advertising, refreshments, and kitchen waste bins. The kitchen waste bins will be provided to residents who attend a new online workshop series on backyard composting and reducing food waste. Should permits be approved, Lexington County's composting operator will be applying for a type II permit, which allows Lexington County to collect food waste in the future.

SECTION VI. – LINE ITEM NARRATIVES

SECTION VI. A. – SUMMARY OF REVENUES

458000 – STATE GRANT INCOME **$124,769**

SECTION VI. B. – LISTING OF POSITIONS

SECTION VI. C. – OPERATING LINE ITEM NARRATIVES

520200 – CONTRACTED SERVICES **$54,345**

Part 1: General Recyling
Funds will be used to mail completed updates to curbside residents and Collection and Recycling Center residents about what is accepted where.

Mailing Service	$2,000

Part 2: Organics Recovery

Funds will be used to help cover the contractor costs for the first year of Lexington County Food Waste Recycling Program. The site will be collecting organic yard matter and trimmings and hopes to expand in 2023.

2,000 tons Food Waste (FY 22-23 Est.) x $25.00/ton + CPI of 4.689% = 52,344.50

520400 – ADVERTISING AND PUBLICITY **$26,730**

Part 1: General Recyling

Funds will be used to promote workshops and to encourage residents and businesses to recycle and do their part to keep valuable materials out of the landfill.

- Lexington Chronicle – 2 ½ page ads x $450 each = $900
- Recycling ad at Angry Fish promoting Recycling = $1,000
- Direct marketing with Free Times for 6 months= $6,000

Part 2: Organics Recovery

Funds will be used to promote workshops and to encourage residents to compost and reduce food waste. As Lexington County moves into food composting, advertising will increase.

- Lexington Chronicle – 2 ½ page ads x $450 each = $900
- Lexington Chronicle –6 ¼ page ads x $270 each= $1,620
- Natural Awakening Magazine – 1 full page ad x $710 = $710
- Lexington Life Magazine – 2 half page ads x $1100 = $2,200
- Radio Ads – 800 spots on two stations = $6,400
- Recycling ad at Angry Fish promoting Recycling = $1,000
- Free Times Digital Targeted Advertising= $6,000

520800 – OUTSIDE PRINTING **$37,276**

Part 1: General Recyling

Funds to print correct recycling practices at both curbside and collection center locations
9,000 brochures (tax included) = $3,746

Funds to print a tri-fold gloss brochure to advertise re-brand of Green Business Program
1,000 brochures (tax included) = $910

Part 2: Organics Recovery

Funds to be used for printing to advertise rain barrel and compost courses
500 brochures (tax included) = $455

Funds to be used for Lexington County Food Waste Reduction Initiative
1,500 brochures (tax included) = $1,365

Funds to print flyers to announce Lexington County moving to compost food waste
88,000 flyers (tax included) = $30,800

521200 - OPERATING SUPPLIES **$6,418**

Part 1: General Recyling

Funds will be used to purchase new green business educational item that promote recycling and reducing use of disposable products such as window clings, and other items. Example of clings:

- Clings = 120 x $3.70 (including tax) $444

Part 2: Organics Recovery

Funds will be used to purchase supplies for at home composting kits. Residents and business members who attend workshops on reducing food waste, backyard composting and recycling right. Kits will include print out tips and tricks, sample compost, 16" thermometer and other helpful items (Quotes received include tax).

- Supplies for 200 kits = 200 thermometers x $9 each=$1800+ $0.07 tax=
  $126 + $600 sticker printing + $200 brochures=
  $2,726

Funds will be used to purchase 2-gallon kitchen food waste bins to be supplied to residents who attend workshops on reducing food waste and backyard composting.

- 200 bins x $7 each = $1400 + $550 shipping + $98 tax = $2,048

Funds will be used to purchase lunch for rain barrel and backyard compost workshop attendees. Average lunch delivered comes to about $10/per person. Plans to increase course to 25 participants, 5 instructors/assistants.

- $10 per person x 30 people =$300 X 4 workshops per year= $1,200

COUNTY OF LEXINGTON
SOLID WASTE TIRE GRANT
Annual Budget
Fiscal Year - 2022-23

Object Code	Revenue Account Title	Actual 2020-21	Received Thru Nov 2021-22	Amended Budget Thru Nov 2021-22	Projected Revenues Thru Jun 2021-22	Requested 2022-23	Recommend 2022-23	Approved 2022-23
	*** Waste Tire Grant 5721:**							
	- Reimbursement Grant -							
	Revenues:							
458000	State Grant Income	61,824	3,999	5,203	5,203	13,154		
	**** Total Revenue**	61,824	3,999	5,203	5,203	13,154		
	*****Total Appropriation**				5,203	13,154		
	FUND BALANCE Beginning of Year				(34)	(34)		
	FUND BALANCE - Projected End of Year				(34)	(34)		

Fund: 5721
Division: Public Works
Organization: 121207 - Solid Waste / Recycling

Object Code	Expenditure Classification	2020-21 Expend	2021-22 Expend (Dec)	2021-22 Amended (Dec)	2022-23 Requested	*BUDGET* 2022-23 Recommend	2022-23 Approved
	Operating Expenses						
520200	Contracted Services	57,826	0	0	800		
520400	Advertising & Publicity	0	0	0	2,200		
520800	Outside Printing	3,959	39	0	9,404		
521213	Public Education Supplies	0	0	4,000	0		
525210	Conference, Meeting & Training Expenses	297	550	1,203	750		
	*** Total Operating**	**62,082**	**589**	**5,203**	**13,154**		
	****Total Personnel & Operating**	**62,082**	**589**	**5,203**	**13,154**		
	Capital						
	****Total Capital**	**0**	**0**	**0**	0		
	**** Total Budget Appropriation**	**62,082**	**589**	**5,203**	**13,154**		

SECTION V – PROGRAM OVERVIEW

Summary of Program

DHEC Waste Tire Grant

Objective:

This program is a proposed grant application with the South Carolina Department of Health and Environmental Control (DHEC).

Grant funds will be used for 30 second radio ads intended to educate the public about proper tire disposal through the county. In addition, Funds will be used for purchasing tire magnets for educational talking points at events and to mail to residents and businesses who attend online webinars about recycling. Funds will be used to update and re-print the County SWM booklet for distribution in 2023. Funds will also be used to send the County Recycling Coordinator to the Carolina Recycling Association Annual Conference and/or other professional development workshops to obtain information on new initiatives and practices related to tire recycling and stockpile management.

SECTION VI. – LINE ITEM NARRATIVES

SECTION VI. A. – SUMMARY OF REVENUES

458000 – STATE GRANT INCOME **$13,154**

SECTION VI. B – LISTING OF POSITIONS

SECTION VI. C. – OPERATING LINE ITEM NARRATIVES

520200 - CONTRACTED SERVICES **$800**

Funds will be used to pay a contractor mail the Lexington County Resident Solid Waste booklet out to residents once complete

Estimated Mailing $800

520400 – ADVERTISING & PUBLICITY **$2,200**

Funds will be used for a 30 second radio ad about proper tire disposal to run Nov-March

520800 – OUTSIDE PRINTING **$9,404**

Funds will be used to print a 28-page, full color, 8.5" x 5.5" center stapled booklet with information on solid waste and recycling. The booklet will be distributed to residents.

- $0.41 each (with tax) x 20,000 = $8,200

Funds will be used to print a magnet with the tire dumping laws and locations on them

- 1,500 magnets x 0.75= $1,125 + ($1,125 x 0.07)= $78.75 = $1,204

525210 - CONFERENCE AND MEETING EXPENSES **$750**

Funds will be used for the County Recycling Coordinator to attend the Carolina Recycling Association's annual conference and/or other professional development.

COUNTY OF LEXINGTON
DHEC USED OIL GRANT
Annual Budget
Fiscal Year - 2022-23

Object Code	Revenue Account Title	Actual 2020-21	Received Thru Nov 2021-22	Amended Budget Thru Nov 2021-22	Projected Revenues Thru Jun 2021-22	Requested 2022-23	Recommend 2022-23	Approved 2022-23
	***DHEC Used Oil Grant 5722:**							
	- Reimbursement Grant -							
	Revenues:							
458000	State Grant Income	10,138	9,653	94,669	94,669	33,804		
	**** Total Revenue**	10,138	9,653	94,669	94,669	33,804		
	*****Total Appropriation**				94,669	33,804		
	FUND BALANCE							
	Beginning of Year				(1,552)	(1,552)		
	FUND BALANCE - Projected							
	End of Year				(1,552)	(1,552)		

Fund: 5722
Division: Public Works
Organization: 121207 - Solid Waste / Recycling

Object Code	Expenditure Classification	2020-21 Expend	2021-22 Expend (Dec)	2021-22 Amended (Dec)	BUDGET 2022-23 Requested	BUDGET 2022-23 Recommend	BUDGET 2022-23 Approved
	Operating Expenses						
520200	Contracted Services	0	0	0	800		
520400	Advertising and Publicity	999	0	4,000	0		
520800	Outside Printing	3,959	39	0	10,070		
521200	Operating Supplies	6,306	4,188	6,486	15,982		
525210	Conference, Meeting & Training Expense	99	768	1,400	750		
	*** Total Operating**	**11,363**	**4,995**	**11,886**	**27,602**		
	****Total Personnel & Operating**	**11,363**	**4,995**	**11,886**	**27,602**		
	Capital						
599999	Capital Clearing	0	0	0	0		
	All Other Equipment	0	71,433	82,783	6,202		
	****Total Capital**	**0**	**71,433**	**82,783**	**6,202**		
	**** Total Budget Appropriation**	**11,363**	**76,428**	**94,669**	**33,804**		

SECTION IV

COUNTY OF LEXINGTON
Capital Item Summary
Fiscal Year - 2022 - 2023

Fund # 5722 Fund Title: Solid Waste/ DHEC Used Oil Grant
Organization # 121207 Organization Title: Recycling
Program # Program Title: DHEC Used Oil Grant

Qty	Item Description	***BUDGET*** 2022-2023 Requested Amount
12	Recycling Used Oil Shelter Signs	$6,202

**** Total Capital (Transfer Total to Section III)** **6,202**

SECTION V – PROGRAM OVERVIEW

Summary of Programs

DHEC Used Oil Recycling Grant

Objective:

This program is a proposed grant application with the South Carolina Department of Health and Environmental Control (DHEC). Funding is being requested to purchase oil collection metal funnels, used oil bottle bags, oil dry, spill absorbent socks, and spill absorbent pads. Funding is also being requested to complete an updated Lexington County Solid Waste and Recycling booklet and to send staff to the Carolina Recycling Association Conference and/or other professional development sessions.

SECTION VI. – LINE ITEM NARRATIVES

SECTION VI. A. – SUMMARY OF REVENUES

458000 – State Grant Income **$33,804**

SECTION VI. B. – LISTING OF POSITIONS

SECTION VI. C. – OPERATING LINE ITEM NARRATIVES

520200 - CONTRACTED SERVICES **$800**

Funds will be used to pay a contractor to mail the Lexington County Resident Solid Waste booklet out to residents once complete.

Estimated Mailing $800

520800 – OUTSIDE PRINTING **$10,070**

Funds will be used to print new pamphlets for collection and recycling centers that specifically address several of our FAQ's, what is accepted and not, and resources when centers are unable to accept a material. $ 935/lot x 2 = $1,870

Funds will be used to print a 28-page, full color, 8.5" x 5.5" center stapled booklet with information on solid waste and recycling. The booklet will be distributed to residents.

- $0.41 each (with tax) x 20,000 = $8,200

521200 - OPERATING SUPPLIES **$15,982**

(2) Metal Funnels x $203 each = $406
Funnels will be used at Collection and Recycling Centers for collection of used oil mixtures and antifreeze in tanks.

(22) Boxes of Oil Bottle Bags (box of 50 bags) x $142/box = $3,124

The bags are used to line oil bottle recycling collection containers and then to transfer the oil bottles from the County's 11 Collection and Recycling Centers to the Edmund C&D Landfill where the bottles can be drained on a rack before being recycled.

(300) Bags of Oil Dry x $7.75/Bag = $2,325
Oil Dry is used at each of the County's 11 Collection and Recycling Centers and the Edmund C&D Landfill to absorb both aggressive and non-aggressive fluids including oil, acid, paint, ink, and water, while reducing slipping accidents by keeping ground surfaces dry.

(2) Cases of Oil-Only Absorbent Socks x $81 = $162
Absorbent socks will be kept on recycle center service vehicles and at Collection and Recycling Centers as a spill containment measure.

(10) Boxes of Oil-Absorbent Pads (100 pads per box) x $76 = $760
Absorbent pads are used as part of oil-spill kits which are kept on hand at each of the Collection and Recycling Centers to be used as needed by employees for unexpected oil spills or leaks.

(22) Oil Containment Systems (2 containments per site)
To stop our oil containers from leaking and washing off on the pavement and to meet DHEC Stormwater regulations, a secondary containment for containers with oil products are needed. ($8,602 x 0.07)= $602.14 + = $9,204.14

525210 - CONFERENCE AND MEETING EXPENSE **$750**

Funds will be used to send the County Recycling Coordinator to the annual Carolina Recycling Association Annual Conference and to other professional development training.

SECTION VI. D. – CAPITAL LINE ITEM NARRATIVES

5AN000 – (126) RECYCLING USED OIL SHELTER SIGNS **$6,202**

Funds will be used to purchase signs for 12 recycling shelters. Signs will be aluminum, sized 12 x 18, and match the color of container the county is asking residents to place their items in. Items to be recycled in the shelters include: used oil and gas mixtures, oil bottles, oil filters, trash, antifreeze, cooking oil, etc. The goal of this program is to get all collection and recycling centers set up with the same containers and item placement to reduce confusion.

COUNTY OF LEXINGTON
SW/DHEC Compost Bin Grant
Annual Budget
Fiscal Year - 2022-23

Object Code	Revenue Account Title	Actual 2020-21	Received Thru Nov 2021-22	Amended Budget Thru Nov 2021-22	Projected Revenues Thru Jun 2021-22	Requested 2022-23	Recommend 2022-23	Approved 2022-23
	***DHEC Compost Bin Grant 5726:**							
	Revenues:							
438803	Compost Bin Sales	4,560	190	3,200	3,200	800		
	**** Total Revenue**	4,560	190	3,200	3,200	800		
	*****Total Appropriation**				3,200	0		
	FUND BALANCE Beginning of Year				6,351	6,351		
	FUND BALANCE - Projected End of Year				6,351	7,151		

Fund: 5726
Division: Public Works
Organization: 121207 - Solid Waste / Recycling

Object Code	Expenditure Classification	2020-21 Expend	2021-22 Expend (Dec)	2021-22 Amended (Dec)	BUDGET 2022-23 Requested	2022-23 Recommend	2022-23 Approved
	Personnel						
	*** Total Personnel**	**0**	**0**	**0**	0		
	Operating Expenses						
	*** Total Operating**	0	**0**	**0**	**0**		
	****Total Personnel & Operating**	**0**	**0**	**0**	**0**		
	Capital						
540000	Small Tools & Minor Equipment	4,045	0	0	0		
599999	Capital Clearing	(4,045)	0	0	0		
	All Other Equipment	4,045	0	3,200	0		
	****Total Capital**	**4,045**	**0**	**3,200**	**0**		
	**** Total Budget Appropriation**	**4,045**	**0**	**3,200**	**0**		

SECTION V – PROGRAM OVERVIEW

Summary of Programs

Compost Bin Sales

Objective:

This program was initially funded by a DHEC Grant in which 250 compost bins were purchased and provided to Lexington County Solid Waste for the purpose of promoting backyard composting of generated organic household waste. The program is intended to sustain itself through compost bin sales.

SECTION VI. – LINE ITEM NARRATIVES

SECTION VI. A. – SUMMARY OF REVENUES

438803 – Compost Bin Sales **$800**

Sale of 16 backyard compost bins at $50 each.

SECTION VI. B. – LISTING OF POSITIONS

SECTION VI. C. – OPERATING LINE ITEM NARRATIVES

SECTION VI. D. – CAPITAL LINE ITEM NARRATIVES

CAPITAL REQUEST

COUNTY OF LEXINGTON
LEXINGTON COUNTY AIRPORT AT PELION
Annual Budget
FY 2022-23 Estimated Revenue

Object Code	Revenue Account Title	Actual 2020-21	Received Thru Nov 2021-22	Amended Budget Thru Nov 2021-22	Projected Revenues Thru Jun 2021-22	Requested 2022-23	Recommend 2022-23	Approved 2022-23
	*** Lexington County Airport at Pelion 5800:**							
	Revenues:							
438430	Aviation Fuel Sales	59,495	53,115	105,000	105,000	127,476		
438431	Aviation Fuel Cost	(43,844)	(40,625)	(100,695)	(100,695)	(97,500)		
439900	Misc. Fees, Permits & Sales	88	0	0	0	0		
450000	Rental Income	53,012	21,185	51,852	51,852	51,852		
461000	Investment Interest	1,105	260	1,200	1,200	1,200		
462001	Sales Tax Payable	0	(3,494)	7,350	7,350	(8,924)		
801000	Op Trn from General Fund	25,000	25,000	25,000	25,000	25,000		
	Total Revenue	**94,856**	**55,441**	**89,707**	**89,707**	**99,104**		
	Expenses:							
	Total Personnel & Operating	38,094	33,539	415,235	415,235	65,003		
	Depreciation	0	0	82,206	82,206	82,206		
	Capital Outlay	0	0	60,000	60,000	0		
	Operating Trn to Airport Capital Projects	0	0	0	0	50,000		
	***Total Expense**	**38,094**	**33,539**	**557,441**	**557,441**	**197,209**		
	Noncash Expenses:							
	Depreciation: Add Back In		0	82,206	82,206	82,206		
	Net Cash		**21,902**	**(385,528)**	**(385,528)**	**(15,899)**		
	Add back Contingency				366,228	0		
	FUND BALANCE Beginning				669,607	650,307		
	FUND BALANCE End of Year - Projected				650,307	634,408		
	CASH BASIS:							
	CASH FUND BALANCE Beginning of Year - cash				611,527	592,227		
	CASH FUND BALANCE - Projected End of Year - cash				592,227	576,328		

COUNTY OF LEXINGTON
LEXINGTON COUNTY AIRPORT AT PELION
Annual Budget
Fiscal Year - 2021-22

Fund: 5800
Division: Airport
Organization: 580010 - Airport Administration

Object Code	Expenditure Classification	2020-21 Expend	2021-22 Expend (Dec)	2021-22 Amended (Dec)	2022-23 Requested	*BUDGET* 2022-23 Recommend	2022-23 Approved
	Personnel						
	*** Total Personnel**	**0**	**0**	**0**	**0**		
	Operating Expenses						
520100	Contracted Maintenance	671	0	4,560	5,600		
520200	Contracted Services	4,560	2,730	5,000	5,000		
520400	Advertising & Publicity	0	0	100	100		
520500	Legal Services	175	0	300	300		
520703	Computer Hardware Maintenance	603	0	1,000	1,000		
521000	Office Supplies	0	0	500	500		
521100	Duplicating	0	0	75	75		
521200	Operating Supplies	50	0	995	995		
522000	Building Repairs & Maintenance	434	3,055	10,000	10,000		
522200	Small Equipment Repair & Maintenance	706	2,474	7,000	7,000		
522201	Fuel Site Repair & Maintenance	1,702	2,153	2,500	2,500		
524000	Building Insurance	4,404	4,404	4,537	4,537		
525000	Telephone	228	114	300	300		
525004	WAN Service Charges	1,199	599	1,500	1,500		
525210	Conference, Meeting & Training Expense	0	0	1,900	1,900		
525230	Subscriptions, Dues, & Books	40	40	40	40		
525240	Personal Mileage Reimbursement	0	0	200	200		
525390	Utilities - Pelion Airport	8,503	3,274	8,000	8,000		
526500	Licenses & Permits	100	100	500	500		
529903	Contingency	0	0	366,228	0		
530100	Depreciation Expense	0	0	82,206	82,206		
538500	Property Taxes	14,719	14,596	0	14,956		
	*** Total Operating**	**38,094**	**33,539**	**497,441**	**147,209**		
	**** Total Personnel & Operating**	**38,094**	**33,539**	**497,441**	**147,209**		
	Capital						
	All Other Equipment	0	0	60,000	0		
	**** Total Capital**	**0**	**0**	**60,000**	**0**		
	Transfers						
835801	RET-Airport Capital Project	50,000	0	57,000	0		
	**** Total Transfers**	**50,000**	**0**	**57,000**	**0**		
	***** Total Expenses**	**88,094**	**33,539**	**614,441**	**147,209**		

SECTION II

COUNTY OF LEXINGTON
Proposed Revenues
Fines, Fees, and Other
Budget FY - 2022-2023

Fund #: 5800 Fund Name: Lexington County Airport

Organ. #: 580010 Organ. Name: Operations

Revenue Code	Fee Title	Actual Fees FY 2019-20	Actual Fees FY 2020-21	11/30/2021 Year-to-Date FY 2021-22	Anticipated Fiscal Year Total FY 2021-22	Budget: Units of Service	Budget: Current Fee	Budget: Current Total Estimated Fees FY 2022-23	Budget: Proposed Fee Change	Budget: Total Proposed Estimated Fees FY 2022-23
438430	Aviation Fuel Sales	$ 77,086	$ 59,495	$ 53,115	$ 105,000			$ 127,476		$ 127,476
438431	Aviation Fuel Costs	$ (72,411)	$ (43,844)	$ (40,625)	$ (100,695)			$ (97,500)		$ (97,500)
439900	Misc Fees, Permits & Sales	$ 24	$ 88	$ -	$ -			$ -		$ -
450000	Rental Income	$ 42,605	$ 53,012	$ 21,185	$ 51,852			$ 51,852		$ 51,852
461000	Investment Interest	$ 8,887	$ 1,105	$ 260	$ 1,200			$ 1,200		$ 1,200
462001	Sales Tax Payable	$ -	$ -	$ (3,494)	$ (7,350)			$ (8,924)		$ (8,924)
801000	Op Trn from General Fund	$ 25,000	$ 25,000	$ 25,000	$ 25,000			$ 25,000		$ 25,000

SECTION V. - PROGRAM OVERVIEW

Program: **Lexington County Airport**

Mission Statement and Objectives:

The mission of the airport is to provide a functional airstrip for use by recreational pilots as well as corporate and/or commercial pilots. The existing facilities include hangars and self-service aviation fuel (100LL) along with a terminal building. The fuel is set at a competitive rate and the terminal building is currently unmanned.

Improvements to the runway make it more attractive to recreational pilots and could potentially draw commercial development or corporate businesses into the area. The widening and strengthening of the runway project was completed in 2017 and the newly constructed concrete runway is 75 feet wide and 4,335 feet long. The design for the runway extension is currently in the Environmental Assessment phase and construction is planned for late summer or fall of 2022.

SECTION VI – LINE ITEM NARRATIVES

SECTION VI.A - LISTING OF REVENUES

438430 – AVIATION FUEL SALES **$127,476**

Estimated fuel sales for FY 2022-23

438431 – AVIATION OPERATIONS FUEL EXPENSES **$ (97,500)**

Estimated fuel costs for FY 20212-23

462001 – SALES TAX PAYABLE **$ (8,924)**

Estimated sales tax for FY 2022-23

439900 – MISCELLANEOUS FEE, PERMITS AND SALES **$0**

Estimated Fees, Permits and Sales for FY 2022-23

450000 – RENTAL INCOME **$51,852**

Ten (10) 42' x 32' T-Hangar leases @ $173.50/month x 12 months =	$20,820
Ten (10) 42' x 33' Hangar leases @ $186.50/month x 12 months =	$22,380
One (1) 36' x 44' Hangar lease @ $212.50/month x 12 months =	$2,550
One (1) 60' x 60' Hangar lease @ $508.50/month x 12 months =	$6,102
Total Hangar/Rental Revenue =	$51,852

461000 – INTEREST INCOME **$1,200**

Estimated Interest Income = $1,200

801000 – OP TRN FROM GENERAL FUND **$25,000**

General Fund amount required = $25,000

SECTION VI.C. OPERATING LINE ITEM NARRATIVES

5202100 – CONTRACTED MAINTENANCE **$5,600**

Maintenance agreement covering overhead hangar doors for biannual inspection:
22 Electronic bifold doors @ $95 each x 2 visits = $4,180.00
2 Manual Roll up doors @ $95 each x 2 visits = $380.00

520200 – CONTRACTED SERVICES **$5,000**

Covers tree removal costs on an as-needed basis and for miscellaneous testing for compaction, etc. on projects.

520400 - ADVERTISING & PUBLICITY **$100**

This appropriation covers the cost of advertising for Hangar rental and upcoming events at the Airport.

520500 – LEGAL SERVICES **$300**

County Attorney services for assistance with items such as hangar contract advice, grant acceptance document review and assisting with legal procedures.

520703 – COMPUTER HARDWARE MAINTENANCE **$1,000**

To cover the annual maintenance cost for the WeatherHawk Firewall Service Contract and SayWeather calibration.

521000 - OFFICE SUPPLIES **$500**

To cover routine office supplies (i.e. paper, pens, file folders, etc.).

521100 - DUPLICATING **$75**

To cover the cost of making copies.

521200 – OPERATING SUPPLIES **$995**

To cover the cost of general operating supplies such as beacon bulbs ($30/ea), glass lenses for runway and taxiway lights ($20/ea), replacement lamps for runway/taxiway lights ($12.50/ea), and breakaway couplings ($8.25/ea).

522000 – BUILDING REPAIRS & MAINTENANCE **$10,000**

To cover the cost of general building repairs and routine maintenance of the terminal building and hangars.

522200 – SMALL EQUIPMENT REPAIR & MAINTENANCE **$7,000**

To cover the cost of repairs and/or maintenance of the light vault, wind sock, and segmented circle.

522201 – FUEL SITE REPAIR & MAINTENANCE **$2,500**

To cover the cost of repairs or maintenance to the 100 LL fuel pump and storage tank.

524000 – BUILDING INSURANCE **$4,537**

To cover the cost of allocated building insurance per Risk Management. FY 20-21 was $4,2404 FY 21-22 is $4,404 through December 2021.

525000 – TELEPHONE **$300**

This appropriation is to cover the telephone service located in the terminal building for the tenants and other pilots to make calls or log flight plans.

FUND 5800
PUBLIC WORKS (580010) AIRPORT ADMIN.
FY2021-22 BUDGET REQUEST

525004 – WAN SERVICE CHARGES **$1,500**

This appropriation is to cover the cost of WIFI for the SayWeather system, Weather Hawk Weather system located on the terminal building and for providing WIFI for pilots to log flight plans.

525210 – CONFERENCE & MEETING EXPENSE **$1,900**

To cover the cost of attending the South Carolina Aviation Association Annual Conference (SCAA) and Federal Aviation Administration (FAA) Southern Region Conference.

525230 – SUBSCRIPTIONS, DUES, & BOOKS **$40**

To cover the annual membership dues for the South Carolina Aviation Association (SCAA)

525240 – PERSONAL MILEAGE REIMBURSEMENT **$200**

To cover reimbursement for use of personal vehicle by the Airport Manager on County business.

525390 – UTILITIES LEXINGTON COUNTY AIRPORT **$8,000**

To cover the cost of electricity and water for the terminal building and hangars.

FY 19-20 $7,237
FY 20-21 $8,503
FY 21-22 $3,274 through December 2021

526500 – LICENCES & PERMITS **$500**

This cost is to cover the DHEC permit for the in-ground fuel tank.

529903 – CONTINGENCY **$20,000**

530100 – DEPRECIATION EXPENSE **$82,206**

538300 – PROPERTY TAXES **$14,956**

530100 – RET-AIRPORT CAPTIAL PROJECT **$50,000**

**** Total Operating (Transfer Total to Section I and IA)** **$217,209**

SECTION VI.D. - CAPITAL LINE ITEM NARRATIVES

CAPITAL REQUEST

$0

**** Total Capital (Transfer Total to Section I and IA)** **$0**

COUNTY OF LEXINGTON

GENERAL FUND

Annual Budget

Fiscal Year - 2022-23

NEW PROGRAM

Fund: 5800
Division: Airport
Organization: 580010 - Airport Administratio **Addition of Airport Manager**

Object Code	Expenditure Classification	Delete No deletions	Add (1) Airport Manager (Band 213)	2022-23 Requested	BUDGET 2022-23 Recommend	2022-23 Approved
	Personnel					
510100	Salaries & Wages - 1	0	60,128	60,128		
511112	FICA Cost	0	4,600	4,600		
511113	State Retirement	0	11,160	11,160		
511120	Insurance Fund Contribution	0	7,800	7,800		
511130	Workers Compensation	0	1,654	1,654		
	*** Total Personnel**	**0**	**85,341**	**85,341** 2		
	Operating Expenses					
521200	Operating Supplies	0	150	150		
524201	Gerneral Tort Liability Insurance	0	42	42		
525020	Pagers and Cell Phones	0	900	900		
525041	Email Service Charges	0	132	132		
525000	Telephone	0	264	264		
	*** Total Operating**	**0**	**1,488**	**1,488**		
	**** Total Personnel & Operating**	**0**	**86,829**	**86,829** 30		
	Capital					
540000	Small Tolls & Minor Equipments	0	300	300		
540010	Minor Software	0	468	468		
	All Other Equipment	0	1,762	1,762		
	**** Total Capital**	**0**	**2,530**	**2,530**		
	***** Total Budget Appropriation**			**89,359** 60	**0**	

SECTION V. – NEW PROGRAM OVERVIEW
Addition of Airport Manager

Airport Administration

Objective:
Provide staff to manage the day to day activities of the Lexington County Airport

The County of Lexington is the owner and operator of the Lexington County Airport (6J0) in Pelion, SC. County Council has demonstrated their commitment to the success of the Lexington County Aiport through an investment of $2.8 million dollars for the extention of the runway to a length that would allow for jet operations. Along with County funded projects like this, Lexington County also implements the Airport Caplital Improvement Plan (ACIP) which is submitted to the Federal Aviation Administration (FAA) annually and is the guiding document for federal and state funding for airport projects.

SECTION VI. – LINE ITEM NARRATIVES

SECTION VI.B. – LISTING OF POSITIONS

Proposed Staffing Level - Airport Administration

	Full Time Equivalent General Fund	Grade
Airport Manager	1	213
Total Positions	**1**	

All of these positions require insurance.

SECTION VI.C. – OPERATING LINE ITEM NARRATIVES

521200 – OPERATING SUPPLIES **$150**

Includes computer supplies, printer supplies for Transportation Division.

524201 - GENERAL TORT LIABILITY INSURANCE **$42**

Based on figures supplied by Risk Manager.

525021 – SMART PHONE CHARGES **$900**

Smart phone for NEW Administrative Assistant I

1 Smart phones ea. @ $75.00 per month for 12 months = $900.00

525041 - EMAIL SERVICE CHARGES **$132**

1 email account @ $11.00 per month for 12 months = $132.00

525000 – TELEPHONE **$264**

Basic service charges on 1 land line

1 land line w/ vm @ $22.00 per month for 12 months = $264.00

Total = $264.00

SECTION VI.D. - CAPITAL LINE ITEM NARRATIVES

CAPITAL REQUEST

540000 – SMALL TOOLS & MINOR EQUIPMENT **$300**

To purchase desk and chair.

540010 – MINOR SOFTWARE **$468**

To provide operating software and antivirus software for the computer assigned to this position.

Microsoft Office Pro Plus

1 @ $414.00 = $414.00 cost includes tax = $414.00

PA Cortex XDR Pro Antivirus

1 @ $54.00 = $54.00 cost includes tax = $54.00

1 EA. F1A ALL IN ONE COMPUTER AND MONITOR **$1,455**

Dell OptiPlex 5480 F1A Standard PC All in One Computer and Monitor

1 EA. MI12 DELL 27 MONITOR - P2722H **$307**

New 27" computer monitor

COUNTY OF LEXINGTON

GENERAL FUND

Annual Budget

Fiscal Year - 2022-23

NEW PROGRAM

Fund: 5800
Division: Airport
Organization: 580010 - Airport Administratio **Addition of HEO II**

Object Code	Expenditure Classification	Delete No deletions	Add (1) HEO II (Band 107)	2022-23 Requested	BUDGET 2022-23 Recommend	BUDGET 2022-23 Approved
	Personnel					
510100	Salaries & Wages - 1	0	32,594	32,594		
511112	FICA Cost	0	2,493	2,493		
511113	State Retirement	0	6,049	6,049		
511120	Insurance Fund Contribution	0	7,800	7,800		
511130	Workers Compensation	0	1,692	1,692		
	*** Total Personnel**	**0**	**50,628**	**50,628**		
	Operating Expenses					
520302	Drug Testing Services	0	150	150		
522100	Heavy Equipment Repairs and Mainten	0	7,000	7,000		
524100	Vehicle Insurance	0	615	615		
525006	GPS Monitoring Charges	0	204	204		
525021	Smart Phone Charges	0	900	900		
252041	Email Service Charges	0	132	132		
525400	Gas, Fuel and Oil	0	3,552	3,552		
525000	Telephone	0	264	264		
525600	Uniforms and Clothing	0	1,000	1,000		
	*** Total Operating**	**0**	**13,817**	**13,817**		
	**** Total Personnel & Operating**	**0**	**64,445**	**64,445**		
	Capital					
540000	Small Tolls & Minor Equipments	0	300	300		
540010	Minor Software	0	468	468		
	All Other Equipment	0	196,762	196,762		
	**** Total Capital**	**0**	**197,530**	**197,530**		
	***** Total Budget Appropriation**			**261,975**	**0**	

SECTION V. – NEW PROGRAM OVERVIEW
Addition of HEO II

Airport Administration

Objective:
Provide on site staff to fuel the corporate jets that can land at Lexington County Airport after Runway estension
The County of Lexington is the owner and operator of the Lexington County Airport (6J0) in Pelion, SC. County Council has demonstrated their commitment to the success of the Lexington County Aiport through an investment of $2.8 million dollars for the extention of the runway to a length that would allow for jet operations. Jets are not able to approach the fuel pumps, so it's necessary to provide fuel transport to supply the jets on location.

SECTION VI. – LINE ITEM NARRATIVES

SECTION VI.B. – LISTING OF POSITIONS

Proposed Staffing Level - Airport Administration

	Full Time Equivalent General Fund	Grade
HEO II……....	1	107
Total Positions	**1**	

All of these positions require insurance.

SECTION VI.C. – OPERATING LINE ITEM NARRATIVES

520302 – DRUG TESTING SERVICES **$150**

This line item funds drug testing services

522100 - HEAVY EQUIPMENT REPAIRS AND MAINTENANCE **$7,000**

This line item covers maintenance and repairs of fuel truck including tires

524100 - VEHICLE INSURANCE **$615**

Based on 1 road vehicle @ $615.00 each = $615.00

525006 - GPS MONITORING CHARGES **$204**

1 GPS monitoring @ $17.00 per month for 12 months = $204.00

525021 – SMART PHONE CHARGES **$900**

Smart phone for NEW HEO II

1 Smart phones ea. @ $75.00 per month for 12 months = $900.00

525041 - EMAIL SERVICE CHARGES **$132**

1 email account @ $11.00 per month for 12 months = $132.00

525400 – GAS, FUEL AND OIL **$3,552**

Estimate 1,200 gals of diesel @ $2.96 per gallon = $3,552.00

525000 – TELEPHONE **$264**

Basic service charges on 1 land line

1 land line w/ vm @ $22.00 per month for 12 months = $264.00

525600 – UNIFORMS AND CLOTHING **$1,000**

This employee is required to wear certain personal protective equipment (such as steel-toed boots, back braces) and uniforms (shirts, pants, jackets).

SECTION VI.D. - CAPITAL LINE ITEM NARRATIVES

CAPITAL REQUEST

540000 – SMALL TOOLS & MINOR EQUIPMENT **$300**

To purchase desk and chair.

540010 – MINOR SOFTWARE **$468**

To provide operating software and antivirus software for the computer assigned to this position.

Microsoft Office Pro Plus

1 @ $414.00 = $414.00 cost includes tax = $414.00

PA Cortex XDR Pro Antivirus

1 @ $54.00 = $54.00 cost includes tax = $54.00

1 EA. NEW FUEL TRUCK **$195,000**

Fuel truck will be required to fuel jets.

1 EA. F1A ALL IN ONE COMPUTER AND MONITOR **$1,455**

Dell OptiPlex 5480 F1A Standard PC All in One Computer and Monitor

1 EA. MI12 DELL 27 MONITOR - P2722H **$307**

New 27" computer monitor

COUNTY OF LEXINGTON
AIRPORT CAPITAL PROJECTS
Annual Budget
FY 2022-23 Estimated Revenue

Object Code	Revenue Account Title	Actual 2020-21	Received Thru Nov 2021-22	Amended Budget Thru Nov 2021-22	Projected Revenues Thru Jun 2021-22	Requested 2022-23	Recommend 2022-23	Approved 2022-23
	***Airport Capital Projects 5801:**							
	Revenues:							
457001	FAA Funding (AIP)	104,154	104,154	1,026,000	1,026,000	0		
458003	State Aeronautics Funds	0	0	57,000	57,000	0		
461000	Investment Interest	5,067	1,285	0	1,285	1,285		
821000	RET from General Fund	0	0	0	0	1,909,200		
825800	RET from Lexington Cty Airport	50,000	0	57,000	57,000	50,000		
	**** Total Revenue**	**159,221**	**105,439**	**1,140,000**	**1,141,285**	**1,960,485**		
	Expenses:							
	Operating	471,077	0	0	0	0		
	Capital Outlay	0	237	4,246,937	4,246,937	1,960,485		
	*****Total Expenses**	**471,077**	**237**	**4,246,937**	**4,246,937**	**1,960,485**		
	FUND BALANCE Beginning of Year				8,146,240	5,040,588		
	FUND BALANCE - Projected End of Year				5,040,588	5,040,588		
	CASH BASIS:							
	CASH FUND BALANCE Beginning of Year				2,953,739	(151,913)		
	CASH FUND BALANCE - Projected End of Year				(151,913)	(151,913)		

COUNTY OF LEXINGTON
AIRPORT CAPITAL PROJECTS
Annual Budget
Fiscal Year - 2022-23

Fund: 5801
Division: Airport
Organization: 580020 - Airport FAA Projects

Object Code	Expenditure Classification	2020-21 Expend	2021-22 Expend (Dec)	2021-22 Amended (Dec)	BUDGET 2022-23 Requested	BUDGET 2022-23 Recommend	BUDGET 2022-23 Approved
	Personnel						
	*** Total Personnel**	**0**	**0**	**0**	**0**		
	Operating Expenses						
530100	Depreciation Expense	444,817	0	0	0		
538300	Retainage Payable Expense	(56,802)	0	0	0		
539540	Grant Funds Returned to Grantor	83,062	0	0	0		
	*** Total Operating**	**471,077**	**0**	**0**	**0**		
	**** Total Personnel & Operating**	**471,077**	**0**	**0**	**0**		
	Capital						
599999	Capital Clearing	(115,726)	0	0	0		
	All Other Equipment	115,726	0	1,410,991	0		
	**** Total Capital**	**0**	**0**	**1,410,991**	**0**		
	***** Total Budget Appropriation**	**471,077**	**0**	**1,410,991**	**0**		

COUNTY OF LEXINGTON
AIRPORT CAPITAL PROJECTS
Annual Budget
Fiscal Year - 2022-23

Fund: 5801
Division: Airport
Organization: 580021 - Airport General Projects

Object Code	Expenditure Classification	2020-21 Expend	2021-22 Expend (Dec)	2021-22 Amended (Dec)	BUDGET 2022-23 Requested	BUDGET 2022-23 Recommend	BUDGET 2022-23 Approved
	Personnel						
	*** Total Personnel**	**0**	**0**	**0**	**0**		
	Operating Expenses						
	*** Total Operating**	**0**	**0**	**0**	**0**		
	**** Total Personnel & Operating**	**0**	**0**	**0**	**0**		
	Capital						
599999	Capital Clearing	(72,673)	0	0	0		
	All Other Equipment	72,673	237	2,835,946	0		
	Common Use Hangar Development				1,960,485		
	**** Total Capital**	**0**	**237**	**2,835,946**	**1,960,485**		
	***** Total Budget Appropriation**	**0**	**237**	**2,835,946**	**1,960,485**		

SECTION II

COUNTY OF LEXINGTON
Proposed Revenues
Fines, Fees, and Other
Budget FY - 2022-2023

Fund #: 5801 Fund Name: Lexington County Airport

Organ. #: 580020 Organ. Name: Enterprise

Revenue Code	Fee Title	Actual Fees FY 2019-20	Actual Fees FY 2020-21	11/30/2021 Year-to-Date FY 2021-22	Anticipated Fiscal Year Total FY 2021-22	Budget: Units of Service	Budget: Current Fee	Budget: Current Total Estimated Fees FY 2022-23	Budget: Proposed Fee Change	Budget: Total Proposed Estimated Fees FY 2022-23
457001	FAA Funding (AIP)	$ 559,200	$ 104,154	$ 104,154	$ 73,000			$ -		$ -
458003	State Aeronautics Funds	$ (8,523)	$ -	$ -	$ -			$ -		$ -
461000	Investment Interest	$ 11,917	$ 5,067	$ 1,285	$ -			$ 1,285.00		$ 1,285.00
805800	Op Trn from Airport	$ 2,800,000	$ -	$ -	$ -			$ -		$ -
821000	RET from General Fund	$ -	$ 50,000	$ -	$ 50,000			$ 1,929,200		$ ~~1,929,200~~ 1,909,200
	RET from Lex City Airport									50,000

SECTION IV

COUNTY OF LEXINGTON
Capital Item Summary
Fiscal Year - 2022-23

Fund #	5801	Fund Title:	Lexington County Airport	
Organization #	580020	Organization Title:	Airport FAA Projects	***BUDGET***
Program #		Program Title:		2022-23
				Requested

Qty	Item Description	Amount

**** Total Capital (Transfer Total to Section I and IA)** **$0**

SECTION IV

COUNTY OF LEXINGTON
Capital Item Summary
Fiscal Year - 2022-23

Fund #	5801	Fund Title:	Lexington County Airport
Organization #	580021	Organization Title:	Airport General Projects
Program #		Program Title:	

BUDGET
2022-23
Requested

Qty	Item Description	Amount
1 EA	COMMON USE HANGAR DEVELOPMENT: TAXILANE & APRON	1,960,485 ~~$1,909,200~~

**** Total Capital (Transfer Total to Section I and IA)** 1,960,485 ~~$1,909,200~~

FUND 5801
PUBLIC WORKS (580020) AIRPORT PROJECTS
FY2021-22
BUDGET REQUEST

SECTION V. - PROGRAM OVERVIEW

Program: **Lexington County Airport**

Mission Statement and Objectives:

The mission of the airport is to provide a functional airstrip for use by recreational pilots as well as corporate and/or commercial pilots. The existing facilities include hangars and self-service aviation fuel (100LL) along with a terminal building. The fuel is set at a competitive rate and the terminal building is currently unmanned.

Improvements to the runway make it more attractive to recreational pilots and could potentially draw commercial development or corporate businesses into the area. The widening and strengthening of the runway project was completed in 2017 and the newly constructed concrete runway is 75 feet wide and 4,335 feet long. The design for the runway extension is currently in the Environmental Assessment phase and construction is planned for late summer or fall of 2022.

SECTION VI – LINE ITEM NARRATIVES

SECTION VI.A – REVENUE LINE ITEM NARRATIVES

821000 - RET FROM GENERAL FUND 1,909,200 ~~$1,929,200~~

This is the estimated cost of construction of the Taxilane and Apron for the Common Use Hangar Development.

825800 RET from Lexington County Airport 50,000

461000 Investment Interest 1,285

SECTION VI.B – CAPITAL LINE ITEM NARRATIVES

CAPITAL REQUEST

COUNTY OF LEXINGTON
MOTOR POOL
Annual Budget
Fiscal Year - 2022-23

Fund 6590
Division: General Services
Organization: 111500 - Motor Pool

Summary Page		2020-21 Actual	2021-22 Actual (Nov)	2021-22 Amended (Nov)	2022-23 Requested	*BUDGET* 2022-23 Recommend	2022-23 Approved
Activity From Operations:							
	Revenues:						
438700	Motor Pool Service Charges	18,234	8,743	20,000	20,000		
461000	Investment Interest	1,712	386	2,000	2,000		
490300	Gain on Sale of Fixed Assets	0	12,621	0	0		
	Total Revenues	**19,946**	**21,750**	**22,000**	**22,000**		
	Expenditures:						
	Operations	15,641	10,475	85,359	81,954		
	Depreciation	21,113	0	26,000	26,000		
	Capital Outlay	0	0	38,075	100		
	Total Expenditures	**36,754**	**10,475**	**149,434**	**108,054**		
	Noncash Expenses:						
	Depreciation: Add Back In	21,113	0	26,000	26,000		
	Net Cash	**4,305**	**11,275**	**(101,434)**	**(60,054)**		
	Income Calculation:						
	Capital Outlay: Add Back In	0	0	38,075	100		
	Net Income (Loss)	**(16,808)**	**11,275**	**(89,359)**	**(85,954)**		
	FUND BALANCE Beginning of Year - Cash			867,159	765,725		
	FUND BALANCE End of Year - Cash			765,725	705,671		

COUNTY OF LEXINGTON
MOTOR POOL
Annual Budget
Fiscal Year - 2022-23

Fund 6590
Division: General Services
Organization: 111500 - Motor Pool

Object Code	Expenditure Classification	2020-21 Expenditure	2021-22 Expend (Dec)	2021-22 Amended (Dec)	2022-23 Requested	*BUDGET* 2022-23 Recommend	2022-23 Approved
	Personnel						
	*** Total Personnel**	**0**	**0**	**0**	**0**		
	Operating Expenses						
520233	Towing Service	75	0	75	**75**		
522300	Vehicle Repairs & Maintenance	2,407	749	3,000	**4,000**		
524100	Vehicle Insurance - 12	7,534	7,380	7,995	**7,380**		
525006	GPS Monitoring Charges - 12	2,339	1,102	2,645	**2,500**		
525400	Gas, Fuel, & Oil	3,286	1,244	6,500	**6,800**		
529903	Contingency	0	0	65,144	**61,199**		
530100	Depreciation	21,113	0	26,000	**26,000**		
	*** Total Operating**	**36,754**	**10,475**	**111,359**	**107,954**		
	**** Total Personnel & Operating**	**36,754**	**10,475**	**111,359**	**107,954**		
	Capital						
540000	Small Tools and Minor Equipment	0	0	0	**100**		
549999	Capital Clearing	0	0	0	**0**		
	All Other Equipment	0	0	38,075	**0**		
	**** Total Capital**	**0**	**0**	**38,075**	**100**		
	***** Total Budget Appropriation**	**36,754**	**10,475**	**149,434**	**108,054**		

SECTION IV

COUNTY OF LEXINGTON
Capital Item Summary
Fiscal Year - 2022-23

Fund # 6590
Organization # 111500 Organization Title: Motor Pool

Qty	Item Description	*BUDGET* 2022-23 Requested Amount
1	Small Tools & Minor Equipment	100
	Minor Software	0

**** Total Capital (Transfer Total to Section III)** **100**

SECTION V. - PROGRAM OVERVIEW

Summary of Programs:
To provide clean, well maintained, safe vehicles to support our other county departments in their day-to-day operations and to provide adequate transportation for special requests on out of town trips.

Service Level Indicators:	Actual FY 19/20	SERVICE LEVELS Actual FY 20/21	Estimated FY 21/22	Projected FY 22/23
Miles Driven	46,144	26,735	30,000	40,000

SECTION VI. - LINE ITEM NARRATIVES

Due to the Corona Virus we have seen less usage of motor pool vehicles.

SECTION VI. A - SUMMARY OF REVENUES

Service Charge The rental rate is currently $0.56 per mile for each vehicle in the motor pool. The proposed new rate is $0.585 as per federal mileage rates

SECTION VI. B - LISTING OF POSITIONS

There are no positions dedicated to the management and operation of the Motor Pool. Fleet Services oversees the management and operation using existing personnel on an as needed basis.

SECTION VI. C - OPERATING LINE ITEM NARRATIVES

520233 - TOWING SERVICE **$75**

This account will fund the cost of towing expenses incurred for the (12) vehicles operated in the motor pool.

522300-VEHICLE REPAIRS & MAINTENANCE **$4,000**

This account will fund the cost of repairs and routine maintenance on the (12) vehicles operated in the motor pool. This request is based on the actual expenditures in this year's budget, and projections for future maintenance costs. Vehicle worksheet on Appendix 1.

524100 -VEHICLE INSURANCE **$7,380**

This account will fund the cost of liability on (12) vehicles in the motor pool. County employees operate these vehicles on a daily basis only. Cost is $615.00 X 12 = $7,380

525006 - GPS MONITORING CHARGES **$2,500**

This account will fund the cost of monitoring for 12 GPS monitoring devices. These devices are installed in each Motor Pool vehicle for monitoring of vehicle location and collection of historic usage data. Cost to operate is $16.95 per unit for monitoring per month. (12 x $16.95 x 12 months)= $2,440.80

525400 -GAS. FUEL. & OIL **$6,800**

This account will fund the cost of gasoline and oils used by the (12) vehicles assigned to the motor pool. This request is based on estimated usage. Vehicle worksheet on Appendix 1.

SECTION VI. D - CAPITAL LINE ITEM NARRATIVES

CAPITAL REQUEST

540000 - Small Tools & Minor Equipment **$ 100**

This account is for the purchase of relatively low cost tools and equipment used in the Motor Pool that has a useful life of less than 2 years. This account also will fund the addition and replacement of any GPS units that may be required.

COUNTY OF LEXINGTON
WORKER'S COMPENSATION INSURANCE FUND
Annual Budget
Fiscal Year - 2022-23

Fund 6710
Division: Non-departmental
Organization 999900 - Non-departmental

Summary Page		2020-21 Actual	2021-22 Actual (Nov)	2021-22 Amended (Nov)	2022-23 Requested	*BUDGET* 2022-23 Recommend	2022-23 Approved
	Activity From Operations:						
	Revenues:						
439601	Employer Insurance Contributions	2,966,082	1,245,642	2,808,406	2,916,457		
439630	TPA Insurance Reimbursements	84,590	2,656	0	0		
461000	Investment Interest	16,098	3,859	37,450	37,450		
462002	Workers Compensation Reimbursement	16,388	0	0	0		
	Total Revenues	**3,083,158**	**1,252,157**	**2,845,856**	**2,953,907**		
	Expenditures:						
	Operations	2,264,674	638,561	3,809,389	2,597,445		
	Operating Transfer to Risk Management	176,610	0	155,421	158,071		
	Total Expenditures	**2,441,284**	**638,561**	**3,964,810**	**2,755,516**		
	Noncash Expenses:						
	Net Cash	**641,874**	**613,596**	**(1,118,954)**	**198,391**		
	Income Calculation						
	Net Income (Loss)	**641,874**	**613,596**	**(1,118,954)**	**198,391**		
	FUND BALANCE - Estimated Beginning of Year			8,736,078	7,617,124		
	FUND BALANCE - Projected End of Year			7,617,124	7,815,515		

COUNTY OF LEXINGTON
WORKER'S COMPENSATION INSURANCE FUND
Annual Budget
Fiscal Year - 2022-23

Fund 6710
Division: Non-departmental
Organization 999900 - Non-departmental

Object Code	Expenditure Classification	2020-21 Expend	2021-22 Expend. (Dec)	2021-22 Amended (Dec)	2022-23 Requested	*BUDGET* 2022-23 Recommend	2022-23 Approved
	Personnel						
	*** Total Personnel**	**0**	**0**	**0**	**0**		
	Operating Expenses						
520206	Background History Screening	20,844	7,977	24,750	24,750		
520209	Driver History Screening	2,287	1,194	3,600	3,600		
520301	Safety Management Services	0	0	24,000	24,000		
520302	Drug Testing Services	14,105	9,360	25,560	25,710		
521214	Safety Supplies	1,260	341	1,166	1,166		
525100	Postage	54	0	0	0		
525210	Conference & Meeting Expense	339	0	5,685	5,685		
525710	Safety Awards	0	0	1,000	1,000		
527307	SC Workers Compensation Taxes	43,329	0	44,000	44,000		
527308	WC Second Injury Assessments	0	0	0	0		
527309	Workers Compensation Ins. Premiums	759,198	543,417	794,448	794,448		
527351	WC - Medical Expense	466,480	116,071	767,653	767,653		
527352	WC - Legal Expense	31,086	14,698	66,883	66,883		
527353	WC - Indemnity Expense	960,670	61,782	830,691	830,691		
527358	WC - Recoveries	(65,844)	(122,073)	(31,000)	0		
527359	WC - Miscellaneous Expense	30,866	5,794	7,859	7,859		
529903	Contingency	0	0	1,243,094	0		
	*** Total Operating**	**2,264,674**	**638,561**	**3,809,389**	**2,597,445**		
	**** Total Personnel & Operating**	**2,264,674**	**638,561**	**3,809,389**	**2,597,445**		
	Transfers:						
816790	Operating Transfer to Risk Management	176,610	0	155,421	158,071		
	Capital						
	**** Total Capital**	**0**	**0**	**0**	**0**		
	***** Total Budget Appropriation**	**2,441,284**	**638,561**	**3,964,810**	**2,755,516**		

SECTION VI. - SUMMARY OF REVENUES

439601 – Employer Insurance Contributions **$2,916,457**

This figure reflects the adjusted budget as of 12/31/2020. Workers' compensation rates are payroll driven and this figure is subject to adjustment prior to releasing the Recommended Budget.

461000 – Investment Interest **$37,450**

Projection based on current budget status.

SECTION VI – OPERATING LINE ITEM NARRATIVES

520206 – Background History Screening **$24,750**

To cover the cost new-hire background screenings.

(450 annually x $55.00 National Check = $24,750)

520209 – Driver History Screening **$3,600**

A driving history will be performed for all conditionally hired employees in accordance with County policy.

(450 annually @ $8.00 per history)

520301 – Safety Management Services **$24,000**

This appropriation is to cover the cost for Risk Management consultation. The consultation services (320 hours x $75.00 per hour = $24,000) will include periodic advisory meetings with the County's Risk Management Team. Staff will interview providers and make the appropriate recommendation.

520302 – Drug Testing Services **$25,710**

Pre-employment Drug Screen (10 Panel Screens)
450 x $40/test = $18,000

Monthly Random Drug Tests – Safety Sensitive positions, excluding SCDOT positions
30 standard @ average cost of $40/ x Quarterly (4X/yr.) = $4,800
2 standard Breath Alcohol Test @ $15 x 12 = $360

Particular suspicion test in accordance with County Policy—estimate
10 x $55 = $550 (includes alcohol test)

Post accident drug and alcohol testing –estimate
8 x $250 = $2,000

521214 – Safety Supplies **$1,166**

This account would allow the Safety Manager to have a limited amount of safety supplies on hand (safety glasses, ear plugs, signage, etc.) to assist departments with a particular need immediately if discovered during safety inspections.

Item	Qty		Unit Cost		Total
Safety Glasses	10	x	1.34	=	13.40
Gloves (Oil Resistant)	6	x	4.37	=	26.22
First Aid Kits	12	x	18.08	=	216.96
Puncture Protect Glove	20	x	41.49	=	829.90
Flashlight	3	x	8.11	=	24.33
Cooler 2 Gallon	1	x	14.93	=	14.93
Cooler 5 Gallon	1	x	29.66	=	29.66
Gator Aid Packets	10	x	1.06	=	10.60
					$1166

525210 – Conference, Meeting & Training Expense **$5,685**

Safety Video Exchange and Streaming Program – This provides access to a library of safety training DVD's and allows for up to five videos to be checked out at one time for unlimited use.
Annual Cost = $365

Occupational Safety Manager Certificate – online
Online training program x1 = $2,000

Annual SC Counties Workers' Compensation Trust Meeting August 1 – 4, 2021
(Lodging, Per Diem, Mileage) $1000.00

Hazardous Materials Safety Training – online
Virtual = 350

525710 – Safety Awards **$1,000**

During the course of the year the Risk Management Division will be on the look-out for daily examples of safe work behavior within the County's various service areas. Employees "caught in the act" of safety will be recognized and will have an opportunity to win prizes.

When possible we will take a photo and forward the safe PARTNER's safe act picture to their supervisor for recognition and will attempt to feature them in the County Scoop Newsletter.

527307 – SC Workers Compensation Tax **$44,000**

According to the SC Counties Workers' Compensation Trust (SCCWCT) Large Deductible Contract, counties operating under the Large Deductible Option must be responsible for their own WC Tax. Based upon previous claims history, SCCWCT to invoice for the taxes based on claims for the plan year 2019-20.

527308 – WC Second Injury Fund Assessment **$0**

On May 9, 2013, the South Carolina Budget and Control Board approved a plan to pay off the remaining liabilities and close down the fund in 2018. This line item can be deleted next budget cycle.

527309 – Workers Compensation Insurance Premium **$794,448**

Recommend continuing the Large Deductible option of a $300,000 Self Insured Retention (SIR) per occurrence. This Estimated Premium is based on the SC Counties Workers' Compensation Trust (SCCWCT) Board approved rates by WC Code. The projection factors an estimated payroll of $82,976,600. Payroll includes exposure for Reserve Deputies, Inmate Labor, and any Sub-contractors who may not have insurance. WC Code rates have been consistent, the increases in premium can largely be attributed to a growing payroll.

Total Estimated Premium ($300,000) Large Deductible Program **$794,448**

Lexington County Workers' Compensation Self Insured Premium

Plan Year	WC Premium
2020 - 2021	$759,198
2019 - 2020	$775,711
2018 - 2019	$727,888
2017 - 2018	$699,814
2016 - 2017	$645,355
2015 - 2016	$562,201

527351 – Workers Compensation Medical Expense **$767,653**

527352 – Workers Compensation Legal Expense **$66,883**

527353 – Workers Compensation Indemnity Expense **$830,691**

527358 – Workers Compensation Recoveries **$0**

527359 – Workers Compensation Miscellaneous Expense **$7,859**

529903 – Contingency ~~**$1,118,954**~~ 0

This contingency line item will act as an additional funded loss-control measure.

COUNTY OF LEXINGTON
EMPLOYEE INSURANCE FUND
Annual Budget
Fiscal Year - 2022-23

Fund 6730
Division: Non-departmental
Organization: 999900 - Non-departmental

	Summary Page	2020-21 Actual	2021-22 Actual (Nov)	2021-22 Amended (Nov)	2022-23 Requested	*BUDGET* 2022-23 Recommend	2022-23 Approved
	Activity From Operations:						
	Revenues:						
439601	Employer Medical Insurance Contr.	11,846,223	6,013,851	13,460,850	13,460,850		
439602	Employee Health Ins Premiums (P/D)	3,493,110	1,397,303	3,746,479	3,746,479		
439604	Post-Employment Insurance Premiums	614,991	263,538	540,215	540,215		
439606	Cobra Payments	22,042	15,990	66,752	66,752		
439607	Employer Subsidy - Post Employment	216,268	106,346	277,870	277,870		
439608	Employee Life Insurance Premiums (P/D)	191,785	82,197	183,080	183,080		
439609	Employee Dental Ins Premiums (P/D)	284,244	114,270	232,036	232,036		
439610	Insurance Co-pay Fees	0	0	900	900		
439611	Employee Dental Insurance Contr.	712,810	361,865	613,564	613,564		
439620	Pharmaceuticals Rebate	1,012,950	494,035	640,000	640,000		
439630	TPA Insurance Reimbursements	112,155	81,113	93,128	93,128		
439632	Stop-Loss Insurance	94,455	0	482,785	482,785		
461000	Investment Interest	18,948	4,276	30,000	30,000		
	Total Revenues	**18,619,981**	**8,934,784**	**20,367,659**	**20,367,659**		
	Expenditures:						
	Non-Departmental - Operations	18,861,237	9,493,564	19,969,461	18,818,584		
	Non-Departmental - Capital	0	0	0	0		
	Wellness Center - Operations	1,434,046	734,435	1,430,982	1,549,075		
	Wellness Center - Capital	0	0	0	0		
	Total Expenditures	**20,295,283**	**10,227,999**	**21,400,443**	**20,367,659**		
	Adj. Unused Appropriations						
	Net Cash	**(1,675,302)**	**(1,293,215)**	**(1,032,784)**	**0**		
	Income Calculation:						
	Capital Outlay: Add Back In	0	0	0			
	Net Income (Loss)	**(1,675,302)**	**(1,293,215)**	**(1,032,784)**	**0**		
	FUND BALANCE Beginning of Year			9,548,697	8,515,913		
	Convert to Cash Basis						
	FUND BALANCE - Projected End of Year			8,515,913	8,515,913		

COUNTY OF LEXINGTON
EMPLOYEE INSURANCE FUND
Annual Budget
Fiscal Year - 2022-23

Fund 6730
Division: Non-departmental
Organization: 999900 - Non-departmental

Object Code	Expenditure Classification	2020-21 Expenditure	2021-22 Expend. (Dec)	2021-22 Amended (Dec)	2022-23 Requested	*BUDGET* 2022-23 Recommend	2022-23 Approved
	Personnel						
	*** Total Personnel**	**0**	**0**	**0**			
	Operating Expenses						
520308	Health Screening Services	0	23,260	31,740	**31,740**		
520313	Actuarial Services	3,500	7,000	14,000	**14,000**		
522000	Building Repairs & Maintenance	2,251	0	0	**0**		
525210	Conference, Meeting & Training Exp.	0	0	4,900	**4,900**		
527303	Life Insurance Premiums	371,302	186,730	381,492	**381,492**		
527304	Stop-Loss Insurance Premiums	664,347	217,576	639,631	**763,220**		
527310	Pharmacy Claims	3,357,676	1,997,465	3,124,523	**3,693,443**		
527312	Health Care Reform Fees	0	0	63,620	**63,620**		
527313	Medical Insurance Claims	12,780,518	6,390,631	12,373,045	**13,183,361**		
527314	Dental Insurance Claims	771,680	341,888	509,788	**509,788**		
527315	Medical Administrative Costs	644,147	191,897	537,614	**494,768**		
527316	Dental Administrative Costs	28,214	14,286	38,401	**38,401**		
527317	HRA/HSA Administrative Costs	50,239	25,444	45,197	**65,469**		
	3rd Party Administrator Costs (HSA)						
	3rd Party Administrator Costs (HRA)						
	3rd Party Administrator Costs (FSA,DCA)						
527318	Cobra Administrative Costs	13,385	5,709	13,773	**15,303**		
527319	Compliance Testing	0	653	2,990	**2,990**		
527320	Online Benefits System	33,678	11,025	29,265	**33,660**		
527321	FSA Administrative Fees	0	0	0	**0**		
527330	Wellness Program Incentives	140,300	80,000	115,000	**115,000**		
529903	Contingency	0	0	2,044,482	-592,571		
	*** Total Operating**	**18,861,237**	**9,493,564**	**19,969,461**	**18,818,584**		
	**** Total Personnel & Operating**	**18,861,237**	**9,493,564**	**19,969,461**	**18,818,584**		
	Capital						
599999	Capital Clearing	-2,251	0	0	**0**		
	All Other Equipment	2,251	0	0	**0**		
	**** Total Capital**	**0**	**0**	**0**	**0**		
	***** Total Budget Appropriation**	**18,861,237**	**9,493,564**	**19,969,461**	**18,818,584**		

COUNTY OF LEXINGTON
EMPLOYEE INSURANCE FUND
WELLNESS CENTER
Annual Budget
Fiscal Year - 2022-23

Fund 6730
Division: Non-departmental
Organization: 999901 - Wellness Center

Object Code	Expenditure Classification	2020-21 Expenditure	2021-22 Expend. (Dec)	2021-22 Amended (Dec)	2022-23 Requested	*BUDGET* 2022-23 Recommend	2022-23 Approved
	Personnel						
	*** Total Personnel**	**0**	**0**	**0**	**0**		
	Operating Expenses						
520248	Alarm Monitoring and Maintenance	0	0	378	**378**		
520309	Medical Services	1,398,921	709,589	1,348,595	**1,466,688**		
521000	Office Supplies	0	0	0	**0**		
521405	Pharmaceuticals	26,666	20,129	66,143	**66,143**		
524000	Building Insurance	364	364	364	**364**		
525000	Telephone	2,967	2,038	3,350	**3,350**		
525004	WAN Service Charges	1,401	482	1,539	**1,539**		
525210	Conference, Meeting & Training Exp.	0	0	1,600	**1,600**		
525385	Utilities - Auxiliary Admin. Bldg.	3,727	1,833	7,177	**7,177**		
529903	Contingency	0	0	1,836	**1,836**		
	*** Total Operating**	**1,434,046**	**734,435**	**1,430,982**	**1,549,075**		
	**** Total Personnel & Operating**	**1,434,046**	**734,435**	**1,430,982**	**1,549,075**		
	Capital						
540000	Small Tools & Minor Equipment	0	0	0	**0**		
	**** Total Capital**	**0**	**0**	**0**	**0**		
	***** Total Budget Appropriation**	**1,434,046**	**734,435**	**1,430,982**	**1,549,075**		

SECTION VI – OPERATING LINE ITEM NARRATIVES
6730 Health Plan 2022 2023

520308 – Health Screening Services **$31,740**

Employee Health & Wellness initiative biometric screening fees for Lexington Medical Center's services.
FY 21-22 screenings projected 529 @ $60.00 = **$31,740**

520313 – Actuarial Services **$14,000**

Based on current budget for GASB 45 Actuarial Study and plan design change impact review. Actuarial Services to calculate costs per benefit tier.

520314 – Employee Benefit Consulting Service **$0**

Employee Benefits Consulting Services will be required to assist with communicating benefit plan and rate changes, if applicable.

520800 – Outside Printing **$0**

Printing of benefit related items, including open enrollment materials.

525210 – Conferences, Meeting & Training **$4,900**

State and Local Government Benefit Association membership 2 x ($400), SALGBA Conference Registration ($600), travel expenses ($1450).

527303 – Life Insurance Premiums **$381,492**

Basic Life Plan based on total eligible employees.

527304 – Stop Loss Premiums **$763,220**

Based on stop-loss coverage levels and claims experience.

527310 – Pharmacy Claims **$3,693,443**

Based on average monthly Prescription Drug cost and review of claims experience and projected trends.

527312 – Health Care Reform Fees **$63,620**

Reinsurance Fee = $27* 2181 = $58,887
Patient-Centered Outcomes Research Institute Fee = $2.17 *2181 = $4,732.77

527313 – Medical Insurance Claims **$13,183,361**

Claims funding based upon PAI projections, trend analysis less anticipated stop-loss reimbursements reconciled to PAI paid claims and average claims spend over past 5 years. . Based on benefits eligible employees.

527314 – Dental Insurance Claims **$509,788**

Claims funding based on actual claims plus trend.

527315 – Third Party Administrator Costs (Medical) **$494,768**

Fixed cost Administrative Fees paid to PAI for claims adjudication. Renegotiated fees for decrease.

527316 – Third Party Administrator Costs (Dental) **$38,401**

Fixed cost Administrative Fees paid to Delta Dental for claims adjudication.

527317 – HRA/HSA/FSA/DCA Administrative Costs **$65,469**

Administration fee for each card holder.

527318 – COBRA Administrative **$15,303**

1594 Benefit eligible employees at .72 a month = 1550 *12 = $13,426.56

527319 – Compliance Testing **$2,990**

Mandated nondiscrimination testing for Cafeteria plan, FSA, DCA.

527320 – Online Benefit System **$33,660**

1594 Benefit eligible employees * $1.53 per employee per month * 12 = $29,265

527330 – Wellness Program Incentives **$115,000**

Estimated participation of 552 * $250 screenings incentive = **$138,000**. 350 * $50 dental cleaning incentive = **$17,500**.

529903- Contingency **$0**

This contingency line item will act as an additional funded loss-control measure. Amount above only reflects new funding request. Previous FY's unused amount will carry over.

COUNTY OF LEXINGTON
POST-EMPLOYMENT INSURANCE FUND
Annual Budget
Fiscal Year - 2022-23

Fund 6731
Division: Non-departmental
Organization: 999900 - Non-departmental

	Summary Page	2020-21 Actual	2021-22 Actual (Dec)	2021-22 Amended (Dec)	2022-23 Requested	*BUDGET* 2022-23 Recommend	2022-23 Approved
	Activity From Operations:						
	Revenues:						
439601	Employer Insurance Contributions	678,867	344,634	500,475	500,475		
461000	Investment Interest	42,698	14,732	75,000	40,000		
	Total Revenues	**721,565**	**359,366**	**575,475**	**540,475**		
	Expenditures:						
	Operations	507,375	258,918	575,475	540,475		
	Total Expenditures	**507,375**	**258,918**	**575,475**	**540,475**		
	Noncash Expenses:						
	Net Cash	**214,190**	**100,448**	**0**	**0**		
	Income Calculation:						
	Net Income (Loss)	**214,190**	**100,448**	**0**	**0**		
	FUND BALANCE Beginning of Year			20,161,359	20,161,359		
	FUND BALANCE - Projected End of Year			20,161,359	20,161,359		

COUNTY OF LEXINGTON
POST-EMPLOYMENT INSURANCE FUND
Annual Budget
Fiscal Year - 2022-23

Fund 6731
Division: Non-departmental
Organization: 999900 - Non-departmental

Object Code	Expenditure Classification	2020-21 Expenditure	2021-22 Expend. (Dec)	2021-22 Amended (Dec)	BUDGET 2022-23 Requested	BUDGET 2022-23 Recommend	BUDGET 2022-23 Approved
	Personnel						
	*** Total Personnel**	**0**	**0**	**0**	**0**		
	Operating Expenses						
527311	Ins. Premium Reimb. to Employee	507,375	258,918	575,475	540,475		
	*** Total Operating**	**507,375**	**258,918**	**575,475**	**540,475**		
	**** Total Personnel & Operating**	**507,375**	**258,918**	**575,475**	**540,475**		
	Capital						
	**** Total Capital**	**0**	**0**	**0**	**0**		
	***** Total Budget Appropriation**	**507,375**	**258,918**	**575,475**	**540,475**		

COUNTY OF LEXINGTON
RISK MANAGEMENT ADMINISTRATION
Annual Budget
Fiscal Year - 2022-23

Fund 6790
Division: General Administrative
Organization: 101500 - Personnel

Summary Page		2020-21 Actual	2021-22 Actual (Nov)	2021-22 Amended (Nov)	2022-23 Requested	*BUDGET* 2022-23 Recommend	2022-23 Approved
	Activity From Operations:						
	Revenues:						
461000	Investment Interest	221	50	200	850		
806710	Op Trn from Workers Comp Ins.	176,610	0	155,421	158,071		
	Total Revenues	**176,831**	**50**	**155,621**	**158,921**		
	Expenditures:						
	Personnel & Operations	151,948	64,023	183,647	155,071		
	Depreciation	0	0	350	350		
	Capital Outlay	636	0	2,000	3,000		
	Total Expenditures	**152,584**	**64,023**	**185,997**	**158,421**		
	Noncash Expenses:						
	Net Cash	**24,247**	**(63,973)**	**(30,376)**	**500**		
	Income Calculation:						
	Capital Outlay: Add Back In	636	0	2,000	3,000		
	Net Income (Loss)	**24,883**	**(63,973)**	**(28,376)**	**3,500**		

FUND BALANCE - Estimated Beginning of Year	(125,991)	225,337
Add Back - Net Pension Liability deduction	381,704	
FUND BALANCE - Projected End of Year	225,337	225,837

COUNTY OF LEXINGTON
RISK MANAGEMENT ADMINISTRATION
Annual Budget
Fiscal Year - 2022-23

Fund 6790
Division: General Administrative
Organization: 101500 - Personnel

Object Code	Expenditure Classification	2020-21 Expenditure	2021-22 Expend. (Dec)	2021-22 Amended (Dec)	2022-23 Requested	*BUDGET* 2022-23 Recommend	2022-23 Approved
	Personnel						
510100	Salaries & Wages - 2	95,712	43,804	99,936	99,936		
510200	Overtime	220	84	0	0		
511112	FICA - Employer Portion	7,064	3,350	7,645	7,645		
511113	State Retirement - Employer Portion	22,777	6,477	16,549	16,549		
511120	Employee Insurance - 2	15,600	7,800	15,600	15,600		
511130	Workers Compensation	1,995	1,208	1,817	1,817		
	*** Total Personnel**	**143,368**	**62,723**	**141,547**	**141,547**		
	Operating Expenses						
521000	Office Supplies	0	0	475	475		
521100	Duplicating	345	60	745	745		
521200	Operating Supplies	0	0	500	500		
522200	Small Equipment Repairs & Maintenance	0	0	500	500		
524000	Building Insurance	50	50	50	50		
524201	General Tort Liability Insurance	161	161	170	170		
524202	Surety Bonds	13	0	0	0		
525000	Telephone	482	241	482	482		
525021	Smartphone Charges	594	348	696	696		
525041	E-mail Service Charges - 2	129	54	258	258		
525100	Postage	11	0	200	200		
525110	Other Parcel Delivery Service	0	0	50	50		
525210	Conference, Meeting & Training Expense	3,780	0	5,050	5,050		
525230	Subscriptions, Dues, & Books	1,693	0	1,948	1,948		
525240	Personal Mileage Reimbursement	0	0	100	100		
525250	Motor Pool Reimbursement	114	97	300	300		
525300	Utilities / Administration Building	1,208	289	1,500	1,500		
529903	Contingency	0	0	28,576	0		
530100	Depreciation	0	0	350	350		
538000	Claims & Judgements (Litigation)	0	0	500	500		
	*** Total Operating**	**8,580**	**1,300**	**42,450**	**13,874**		
	**** Total Personnel & Operating**	**151,948**	**64,023**	**183,997**	**155,421**		
	Capital						
540000	Small Tools & Minor Equipment	636	0	500	1,500		
540010	Minor Software	0	0	1,500	1,500		
	**** Total Capital**	**636**	**0**	**2,000**	**3,000**		
	***** Total Budget Appropriation**	**152,584**	**64,023**	**185,997**	**158,421**		

Section V - PROGRAM OVERVIEW

Summary:

Human Resources Risk Management Administration

Human Resources (HR) Risk Management Administration is responsible for the identification, maintenance, and measurement of exposure to accidental loss within the County. These programs include general tort liability, vehicle liability, buildings and content insurance, workers' compensation, and the recovery for damages to County property. The Risk Manager may assist with employee benefits as needed.

HR Risk Management Administration is responsible for managing occupational health and safety strategies, state and federal regulatory compliance (OSHA), administering loss prevention programs, and maintaining adequate coverage levels for the property & casualty, and workers' compensation insurance programs. Risk management administration would include preparing any necessary requests for proposal drafts for insurance related matters.

The County of Lexington participates in the South Carolina Counties Workers' Compensation Trust and maintains a self-insured retention of $300,000 per occurrence for job related injuries. Generally, retaining some risk through deductibles or self-insured retention results in lower premiums than those associated with insurance that pays the first dollar of any covered claim.

The County's Property & Casualty Program is currently provided through the South Carolina Insurance Reserve Fund, a Division of the South Carolina State Fiscal Accountability Authority. The Insurance Reserve Fund functions as a governmental insurance operation with the mission to provide insurance specifically designed to meet the needs of governmental entities at the lowest possible cost. The Insurance Reserve Fund operates like an insurance company, by issuing policies, collecting premiums (based in consultation with actuaries), and by paying claims from the accumulated premiums in accordance with the terms and conditions of the insurance policies it has issued.

The Insurance Reserve Fund Lines of Insurance carried by the County include:

Liability Insurance: Automobile Liability
General Tort Liability
Medical Professional Liability
Property Insurance: "All Risk" Coverage on Buildings and Contents
Builders' Risk
Data Processing Equipment and Media (Computer Network Systems)
Inland Marine (Heavy and Mobile Equipment)
Business Interruption and Extra Expense

There are two elements to risk management: (1) Loss Prevention measures are developed to keep accidents and other incidents from happening; and (2) Loss Reduction methods are implemented to properly manage claims in effort to decrease the severity of losses when they occur. These elements are critical for managing all risks, rather than just paying claims.

Service Standards:

a. Responsible for assigned initiatives and activities of the Risk Management Program and would advise departments and County Administration on various insurance and budget related matters.
b. Conduct trend analysis on various insurance and benefits offered by the County.
c. To maintain a working knowledge of Human Resources/Risk Management legal requirements, reduce legal risks and ensures regulatory compliance.
d. Assists senior management in developing county risk management standards, and certain employee benefits; advises management on other issues that would relate to the ADA, FMLA, and workers' compensation.
e. Provides guidance on employee relation issues.
f. To incorporate occupational safety and wellness initiatives within the County.
g. Provides or coordinates training for certain job duties as mandated by State and Federal laws.
h. To maintain Occupational Safety and Health Administration (OSHA) standards.
i. Manages the County's Alcohol and Drug Testing Program.
j. Establishes services standards for reporting and investigating accidents/incidents involving employees, vehicles and equipment, and liability issues.
k. Coordinates safety training & inspections.
l. To develop departmental safety contacts and initiatives.

SERVICE LEVELS

Service Level Indicators:	Actual FY 18/19	Actual FY 19/20	Estimated FY 20/21	Projected FY 21/22
Workers' Compensation Claims (WC)	205	202	182	200
OSHA-300 (Recordable injuries)	68	59	54	60
OSHA Recordable Incident Rate *	4.16	3.47	2.86	2.80
OSHA Lost Time (LT) Injuries	20	23	39	40
WC LT Incident Rate *	1.22	1.35	2.06	2.04
Total Auto Insurance Claims	40	44	130	145
General Tort Liability Claims	18	20	67	75
Property Damage Claims	4	2	10	10
Inland Marine Claims	1	1	2	2

** Incident Rates are per 100 Employees*

SECTION VI - LINE ITEM NARRATIVES

SECTION VI. A - LISTING OF REVENUES

806710 – Operations Transfer from Workers Compensation Insurance **$177,610**

A transfer of funds to cover the salaries and operations of two employees for the Risk Management Program.

SECTION VI. B - LISTING OF POSITIONS

Current Staffing Level:

Job Title	Positions	Full Time Equivalent General Fund	Other Fund	Total	Grade
Risk Manager	1		1	1	213
HR Coordinator	1		1	1	109
Total Positions	2		2	2	

SECTION VI. C. - OPERATING LINE ITEM NARRATIVES

520300 - PROFESSIONAL SERVICES **$ 0**

520702 - TECHNICAL CURRENCY & SUPPORT **$ 0**

521000 - OFFICE SUPPLIES **$475**

To cover routine office supplies (paper, pencils, file folders, etc.). This line item will include form printing costs and computer supplies.

File folders (12 boxes x $7.80) = $93.60
Toner Cartridges - color printer (2 x $162.00) = $324.00
Pens, pencils, & other office products = $40.00
Hanging file folders (legal) (2 boxes x $9.68) = $17.80

521100 - DUPLICATING **$745**

Copier Machine Usage cost ($0.033705) x 15,100 copies = $509
8 cases paper = ($2.96 x 80 reams) = $236

521200 - OPERATING SUPPLIES **$500**

This account is needed for specific supplies such as training materials, operations manual material, etc.

522200 – Small Equipment Repairs and Maintenance **$500**

Maintenance on printers, computers, etc.

524000 - BUILDING INSURANCE **$50**

Building and Personal Property Insurance for division.

524201 - GENERAL TORT LIABILITY INSURANCE **$170**

Tort Liability Premium 2 Positions

524202 – SURETY BONDS **$0**

Premium 2 Positions

525000 - TELEPHONE **$482**

Two lines for Risk Management Administration with voice mail @ $20.07/mo.

(2 x $20.07= $40.14 x 12 mo. = $481.68)

525021 – SMART PHONE CHARGES **$696**

1 iPhone Plan - $54 per month x 12 = $648
1 iPhone Otter-Box Case = $48.00

525041 – E-MAIL SERVICE CHARGES **$258**

$10.75 per month x 2 = $21.50 x 12 mo. = $258

525100 - POSTAGE **$200**

Postage expense for office correspondence.

525100 – OTHER POSTAL DELIVERY **$ 50**

525210 – CONFERENCE, MEETING & TRAINING EXPENSE **$5,050**

SC Public Risk Managers Association Annual Conference	$1,125
SHRM (Society Human Resources Managers) Conference June 20-23, 2021 Virtual = $1,095 x 2 = $2,290 In person = $1,335 x 2 = 2,670 +	$3,875
SHRM Annual Legal Update	$50

525230 - SUBSCRIPTIONS, DUES & BOOKS **$1,948**

This account will cover costs for membership dues, publications, and services.

SC Public Risk Managers Association (One Government, two associates)	$ 55
Columbia Society for Human Resource Management	$125
National Society for Human Resource Management	$209
National PRIMA Membership (2 @ $395)	$790
National Safety Council	$350
American Society of Safety Professionals	$119

525240 – Personal Mileage **$100**

525250 – Motor Pool Reimbursement **$300**

525300 - UTILITIES - **$1500**

Based on current average monthly activity.

529903 - Contingency **~~$28,576~~**

530100 - Depreciation **$350**

5380000 - Claims & Judgements **$500**

Tort Claim Deductible (2)

SECTION VI. D. - CAPITAL LINE ITEM NARRATIVES

CAPITAL REQUEST

540000 - Small Tools & Minor Equipment **$1,500**
Upgrade to office furniture.

540010 – Minor Software **$1,500**
Claims & Inspection Tracking Software

Lexington County Recreation & Aging Commission
563 South Lake Drive, Lexington, South Carolina 29072
803-359-4048
Randy H. Gibson
Executive Director

February 22, 2022

Lynn Sturkie
County Administrator
212 South Lake Drive
Lexington, SC 29072

Dear Mr. Sturkie:

Please find enclosed, our preliminary General Fund Budget for the fiscal year 2022-23. We are not asking for a millage increase other than any CPI increase that County Council may approve and the estimated population growth.

We have always enjoyed our relationship with Council in past years and look forward to working with you and your staff in the future.

If we can be of any assistance to you please do not hesitate to let us know.

Sincerely,

Ransom (Randy) H. Gibson, CPA
Executive Director

LEXINGTON COUNTY RECREATION & AGING COMMISSION
PRELIMINARY GENERAL FUND BUDGET
FISCAL YEAR 2022-2023

Revenues:	
Property Taxes	$ 13,903,620
Fees & Registrations	2,064,500
Other	5,000
Total Revenues	15,973,120
Expendiutres:	
Personnel	7,074,420
Maintenance	4,382,500
Operations	523,250
Programs	918,050
Capital	435,000
Total Expenditures	13,333,220
Excess Revenue Over (Under) Expenditures	2,639,900
Other Financing Sources (Uses)	
Transfer To Aging Fund	(3,039,900)
Excess Revenue And Other Financing Sources Over (Under) Expenditures And Other Sources	(400,000)
Esimated Fund Balance - Beginning	21,960,028
Projected Fund Balance - Ending	$ 21,560,028

LEXINGTON COUNTY RECREATION AND AGING COMMISSION
PRELIMINARY GENERAL FUND
FISCAL YEAR 2022-2023 BUDGET

DESCRIPTION		FY 22-23 ANNUAL BUDGET
Property Taxes	$	13,903,620
Interest Earned		5,000
Special Projects Income		1,680,500
Rental Income		60,000
Miscellaneous		40,000
Special Events		4,000
Registration Fees		280,000
Total Revenues	$	15,973,120
Salaries		
Administration	$	962,520
Recreation		1,038,700
Part-Time		1,173,000
Maintenance		1,876,800
Fringes		2,023,400
Total Salaries	$	7,074,420
Maintenance		
Oil & Gasoline	$	300,000
Repairs		240,000
Utilities		1,479,000
Radio Service		12,000
Materials & Supplies		1,215,000
Landfill Fees		5,000
Garbage Service		65,000
Pest Control		17,000
Small Tools & Equipment		30,000
Sports Field Bulbs		15,000
Port-O-Johns		8,000
Contract Labor		931,500
Tennis Court Resurfacing		65,000
Total Maintenance	$	4,382,500
Operations		
Travel	$	7,850
Insurance		220,000
Office Operations		115,500
Conference Expense		23,000
Professional Training		11,900
Legal & Auditing		31,000
Medical Disbursements		2,000
Telephone		110,500
Facility Rent		1,500
Total Operations	$	523,250

LEXINGTON COUNTY RECREATION AND AGING COMMISSION
PRELIMINARY GENERAL FUND
FISCAL YEAR 2022-2023 BUDGET

DESCRIPTION		FY 22-23 ANNUAL BUDGET
Program Allowances		
Athletic Supplies	$	142,500
Officials		102,500
Grants		3,800
Commission Expenses		24,000
Special Events		1,500
Marketing & Promotions		10,000
Total Program Allowances	$	284,300
Capital Outlay		
Equipment	$	260,000
Furniture & Fixtures		5,000
Vehicles		125,000
Facility Improvements		45,000
Total Capital Outlay	$	435,000
Other Financing Uses		
Transfers - Aging Fund	$	3,039,900
Total Other Financing Uses	$	3,039,900
Special Projects		
Batesburg-Leesville	$	34,800
Lexington Leisure		69,250
Spires		7,700
Tri-City		49,850
Gilbert		5,000
Oak Grove Tennis Complex		104,750
Cayce Tennis Complex		96,000
Baseball Stadium		12,000
Oak Grove/Pine Grove		254,400
	$	633,750
Total Expenditures	$	16,373,120

Irmo Chapin Recreation Commission
General Fund
Proposed FY22 Budget

DESCRIPTION	FY 2022 Approved Budget	FY 2023 Requested Budget	Increase (Decrease)	Percent Increase (Decrease)
REVENUE:				
Local Taxes	$ 4,482,791	$ 4,527,619	$ 44,828	1.00%
Appeal letter	36,300	41,745	5,445	15.00%
Building Rentals	43,600	50,140	6,540	15.00%
Chapin Splash	20,000	23,000	3,000	15.00%
CLTC Income	10,700	12,305	1,605	15.00%
Concessions	600	690	90	15.00%
Donations & Grant Related Income	18,400	21,160	2,760	15.00%
Retiree Insurance Premiums	30,467	35,037	4,570	15.00%
Fitness Fees	102,300	117,645	15,345	15.00%
Food Co-OP	2,100	2,415	315	15.00%
Gift Shop	8,800	10,120	1,320	15.00%
Grants & Contracts	251,357	289,061	37,704	15.00%
I.D. Card Fees	36,500	41,975	5,475	15.00%
Loan Closet	300	345	45	15.00%
Miscellaneous	20,000	23,000	3,000	15.00%
Outdoor Rentals	44,400	51,060	6,660	15.00%
Special Events	4,900	5,635	735	15.00%
TR Programs & Camps	26,300	30,245	3,945	15.00%
Transfer from Special Revenue	1,043,168	1,199,661	156,493	15.00%
TOTAL REVENUE	**6,182,983**	**6,482,858**	**299,875**	**4.85%**
EXPENDITURES:				
Salaries	$ 2,741,652	$ 2,874,622	$ 132,970	4.85%
Part Time Wages	157,500	165,139	7,639	4.85%
Fringe Benefits	749,249	785,587	36,339	4.85%
Health Insurance Costs	624,200	654,474	30,274	4.85%
Professional Development	14,700	15,413	713	4.85%
Staff Travel	500	524	24	4.85%
AIM	800	839	39	4.85%
Appeal Letter Expenses	1,300	1,363	63	4.85%
Bank and Credit Card Fees	68,500	71,822	3,322	4.85%
Concessions	200	210	10	4.85%
Data Processing Operations	200,338	210,054	9,716	4.85%
Employee Relations	2,500	2,621	121	4.85%
Facility Maintenance	195,900	205,401	9,501	4.85%
Fitness Equipment Maintenance	5,300	5,557	257	4.85%
Food Co-Op Expenses	1,900	1,992	92	4.85%
Fuel And Lubricants	21,700	22,752	1,052	4.85%
Gift Shop	2,800	2,936	136	4.85%
Insurance	142,800	149,726	6,926	4.85%
Intergenerational Programs	100	105	5	4.85%
Marketing	192,000	201,312	9,312	4.85%
Meal Costs	44,600	46,763	2,163	4.85%
Office Equipment Maintenance	20,400	21,389	989	4.85%
Office Operations	9,700	10,170	470	4.85%
Park Equipment Maintenance	11,400	11,953	553	4.85%
Printing/Advertising	6,900	7,235	335	4.85%
Professional Services	53,600	56,200	2,600	4.85%
Senior Center Operations	2,100	2,202	102	4.85%
Special Events	1,900	1,992	92	4.85%
Splash Chapin	-	-	-	0.00%
Sundry Supplies	6,650	6,973	323	4.85%
Telephone & Cable	149,800	157,065	7,265	4.85%
TR Related Expenditures	7,000	7,340	340	4.85%
Utilities	396,000	415,206	19,206	4.85%
Vehicle Maintenance	8,200	8,598	398	4.85%
Capital Outlay	240,794	252,473	11,679	4.85%
Contingency	100,000	104,850	4,850	4.85%
TOTAL EXPENDITURES	**6,182,983**	**6,482,858**	**299,875**	**4.85%**

MIDLANDS
TECHNICAL COLLEGE

February 4, 2022

Mr. Lynn Sturkie
Lexington County Administrator
212 South Lake Drive
Lexington, SC 29072

Dear Mr. Sturkie:

Enclosed please find Midlands Technical College's 2022-2023 Budget Request for Lexington County. Also enclosed is a report of funding sources and service level indicators. Please note that the College will utilize 100 percent of the requested budget during 2022-2023.

We would appreciate an advance notice if the College is expected to present its budget. However, Dr. Rhames and I would welcome the opportunity to provide Council a college update at some point during the budget process.

As always, thank you for your support and please call if you have questions.

Sincerely,

Ms. Debbie M. Walker
Vice President for Business Affairs

DMW:sn
Enclosures

C: Mr. Randy Poston, Finance Director, Lexington County
Dr. Ronald L. Rhames, President
Ms. Sheila Smith, Associate VP for Business Affairs
Ms. Teresa Cook, Director of Operations
Ms. Jessica Booth, Director of Finance and Financial Reporting

Walker:/L. Sturkie 2022

MIDLANDSTECH.EDU | Post Office Box 2408 | Columbia, South Carolina 29202

ATTACHMENT A-1

MIDLANDS TECHNICAL COLLEGE
Budget Request
Fiscal Year 2022-2023
Richland-Lexington Counties, South Carolina

Midlands Technical College is pleased to submit its budget request for fiscal year 2022-2023. In developing this budget request, the college is keenly aware of the pressures on local governments to provide quality services for citizens, while minimizing the effect on taxes. Midlands Technical College has a history of keeping its requests to County Councils at a minimum. The college does this by controlling personnel costs, deferring maintenance and limiting essential equipment purchases. Despite making these sacrifices, the college has been able to maintain high level, quality educational services and facilities for the citizens of the Midlands. This budget is developed with the same level of commitment the college has to providing quality services to the citizenry, while minimizing the effect on taxpayers.

Midlands Technical College receives funding from Richland and Lexington Counties for facilities and operations under South Carolina Article 1730 to Chapter 53, Title 59, of the Code of Law, 1989. Facilities and Operations funding consists of funds for utilities, security, housekeeping, transportation, non-personnel insurance, maintenance, and repair of buildings and grounds, building alterations and modifications and construction of new facilities, as well as funds for college personnel associated with these activities. The funding responsibility is based on a population distribution and is split 40.56% Lexington County and 59.44% Richland County based on the census done in 2010. Pages 2-4 represent the college's 2022-2023 operating budget request. Page 5 is the college's 10-year capital plan. Based on the population distribution outlined in Paragraph 2 above, the budget request for fiscal year 2022-23 is shown below.

Lexington County	2022-2023
Operating Budget	$5,207,896
Capital Budget	$1,271,895*
Debt Service	0.5 Mil **

* $1,271,895 is for Capital Projects.

** For construction and debt service toward the Half Mil projects (Harbison Campus General Purpose Classroom/Auditorium, Batesburg/Leesville Education Facility, NE Campus Engineering Technology Project, and NE Campus Accelerator, and Center for QuickJobs Training and Development)

MIDLANDS TECHNICAL COLLEGE

Plant Operations Budget
FY 2022-2023

Facilities and Operations Funding Requirements: The College's total FY 2022-2023 Facilities and Operations Budget is shown below (excluding capital):

	FY 21-22	**FY 22-23**
UTILITIES	3,627,154	3,772,240
HOUSEKEEPING/GROUNDS	2,490,287	2,739,316
GENERAL MAINTENANCE	2,259,616	2,406,491
POLICE/SECURITY	1,708,849	1,965,176
MAJOR REPAIRS/CONSTRUCTION	819,404	852,180
ADMINISTRATION	711,538	740,000
INSURANCE	196,607	204,471
TRANSPORTATION	153,948	160,106
TOTAL	**11,967,403**	**12,839,980**

FY 2022-2023
COUNTY BUDGET

	FY 21-22	FY 22-23
UTILITIES	**3,627,154**	**3,772,240**
HOUSEKEEPING/GROUNDS		
Salaries - Permanent	583,551	641,907
Staff Benefits - Permanent	215,942	237,536
Salaries - Temporary	7,650	8,415
Contract Labor	1,222,023	1,344,225
Supplies (Housekeeping)	234,424	257,866
Supplies (Grounds)	205,177	225,695
Uniforms	3,220	3,542
Equipment	18,300	20,130
Total Housekeeping/Grounds	**2,490,287**	**2,739,316**
GENERAL MAINTENANCE		
Salaries - Permanent	686,491	731,114
Staff Benefits	256,637	273,318
Salaries - Temporary	11,849	12,619
Uniforms	5,110	5,442
General Repair/Maintenance	572,803	610,035
Professional Services	6,510	6,933
Supplies	720,216	767,030
Total General Maintenance	**2,259,616**	**2,406,491**
SECURITY		
Salaries - Permanent	368,125	423,343
Staff Benefits - Permanent	141,785	163,053
Salaries - Temporary	152,819	175,742
Contract Security	995,760	1,145,124
Supplies	22,665	26,065
Training & Equipment	27,695	31,849
Total Police/Security	**1,708,849**	**1,965,176**

MAJOR REPAIRS/CONSTRUCTION		
General Alterations/Roof/Mechanical	819,404	852,180
Total Major Repairs/Construction	**819,404**	**852,180**
ADMINISTRATION		
Salaries - Permanent	504,939	525,137
Staff Benefits	178,020	185,141
Training	5,719	5,948
Travel	3,610	3,754
Office Support	19,250	20,020
Total Administration	**711,538**	**740,000**
INSURANCE		
Buildings and Contents	164,842	171,436
Motor Vehicles	31,765	33,035
Total Insurance	**196,607**	**204,471**
TRANSPORTATION		
Motor Vehicle Supplies/Repair	86,776	90,247
Vehicle Replacement	67,172	69,859
Total Transportation	**153,948**	**160,106**
TOTAL	**11,967,403**	**12,839,980**

MIDLANDS TECHNICAL COLLEGE CAPITAL NEEDS CASH FLOW BUDGET

	BY SOURCE OF FUNDS		thru 21/22	22/23	23/24	24/25	25/26	26/27	27/28	28/29	29/30	30/31	TOTAL	PROJ. TOTAL
1	LEARNING RESOURCE CENTER RENOVATIONS (AIRPORT)													
2	LEXINGTON COUNTY		$ 2,500,000										$ 2,500,000	$ 2,500,000
3	CENTER FOR BUSINESS & INFORMATION TECHNOLOGIES													
4	RICHLAND COUNTY		$ 8,004,235										$ 8,004,235	
5	LEXINGTON COUNTY		$ 5,461,840										$ 5,461,840	
6	COLLEGE FUNDS (BONDS)		$ 10,000,000										$ 10,000,000	
7	COLLEGE		$ 6,533,925										$ 6,533,925	$ 30,000,000
8	INDUSTRIAL TECHNOLOGY EXPANSION													
9	RICHLAND COUNTY		$ 594,400										$ 594,400	
10	LEXINGTON COUNTY		$ 405,600										$ 405,600	
11	STATE FUNDS		$ 3,500,000										$ 3,500,000	$ 4,500,000
12	GRANBY HALL RENOVATION													
13	RICHLAND COUNTY		$ 1,426,560										$ 1,426,560	
14	LEXINGTON COUNTY		$ 973,440										$ 973,440	
15	STATE FUNDS		$ 9,600,000										$ 9,600,000	$ 12,000,000
16	DEFERRED MAINTENANCE PROJECTS													
17	PARKING LOT AND ROAD REPAIRS	$1,998,898												
18	INTERIOR RENOVATIONS	$1,685,000												
19	ELECTRICAL AND LIGHTING REPAIRS	$ 397,725												
20	STATE FUNDS		$ 4,081,623										$ 4,081,623	$ 4,081,623
21	MAINTENANCE BUILDING ADDITION													
22	COUNTY FUNDS		$ 1,800,000										$ 1,800,000	$ 1,800,000
23	BC WM RENOVATION													
24	RICHLAND COUNTY						$ 1,973,408						$ 1,973,408	
25	LEXINGTON COUNTY						$ 1,346,592						$ 1,346,592	
26	STATE FUNDS							$ 13,280,000					$ 13,280,000	$ 16,600,000
27	PLANT PROJECTS*													
28	COUNTY PLANT FUNDS			$ 852,180	$ 869,224	$ 886,608	$ 904,340	$ 922,427	$ 940,876	$ 959,693	$ 978,887	$ 998,465	$ 8,312,699	
29	COLLEGE FUNDS			$ 200,000	$ 200,000	$ 200,000	$ 200,000	$ 200,000	$ 200,000	$ 200,000	$ 200,000	$ 200,000	$ 1,800,000	$ 10,112,699
30	MAJOR BUILDING RENOVATION													
31	RICHLAND COUNTY			$ 1,863,894	$ 1,938,450	$ 2,015,988	$ 123,220	$ 2,180,493	$ 2,267,712	$ 2,358,421	$ 2,452,758	$ 2,550,868	$ 17,751,804	
32	LEXINGTON COUNTY			$ 1,271,895	$ 1,322,771	$ 1,375,682	$ 84,117	$ 1,487,937	$ 1,547,455	$ 1,609,353	$ 1,673,727	$ 1,740,676	$ 12,113,613	$ 29,865,417
33														
34	DEBT SERVICE													
35	COLLEGE FUNDS			$ 689,528	$ 617,110	$ 541,794	$ 463,466	$ 382,004	$ 297,285	$ 209,176	$ 117,543	$ 22,245	$ 3,340,150	
36	RICH COUNTY HALF MIL - DEBT SERVICE			$ 1,076,170	$ 1,119,217	$ 1,163,986	$ 1,210,545	$ 1,258,967	$ 1,309,326	$ 1,361,699	$ 1,416,167	$ 1,472,813	$ 11,388,889	
37	RICH COUNTY HALF MIL - DEBT SERVICE			$ 1,076,170	$ 1,119,217	$ 1,163,986	$ 1,210,545	$ 1,258,967	$ 1,309,326	$ 1,361,699	$ 1,416,167	$ 1,472,813	$ 11,388,889	
38	LEX COUNTY HALF MIL - DEBT SERVICE			$ 734,301	$ 763,673	$ 794,220	$ 825,989	$ 859,029	$ 893,390	$ 929,125	$ 966,290	$ 1,004,942	$ 7,770,961	$ 33,888,889
39	TOTAL ALL SOURCES		$ 54,881,623	$ 7,764,139	$ 7,949,661	$ 8,142,263	$ 8,342,222	$ 21,829,824	$ 8,765,368	$ 8,989,165	$ 9,221,538	$ 9,462,822	$ 145,348,627	$ 145,348,627
40	TOTAL BY SOURCE (PER YEAR)		21/22	22/23	23/24	24/25	25/26	26/27	27/28	28/29	29/30	30/31	TOTAL	
41	RICHLAND COUNTY		$ 11,095,115	$ 1,863,894	$ 1,938,450	$ 2,015,988	$ 2,096,628	$ 2,180,493	$ 2,267,712	$ 2,358,421	$ 2,452,758	$ 2,550,868	$ 30,820,327	
42	LEXINGTON COUNTY		$ 10,070,960	$ 1,271,895	$ 1,322,771	$ 1,375,682	$ 1,430,709	$ 1,487,937	$ 1,547,455	$ 1,609,353	$ 1,673,727	$ 1,740,676	$ 23,531,165	
43	STATE FUNDS		$ 17,181,623	$ -	$ -	$ -	$ -	$ 13,280,000	$ -	$ -	$ -	$ -	$ 30,461,623	
44	COLLEGE FUNDS		$ 6,533,925	$ 889,528	$ 817,110	$ 741,794	$ 663,466	$ 582,004	$ 497,285	$ 409,176	$ 317,543	$ 222,245	$ 11,674,075	
45	COLLEGE FUNDS (BONDS)		$ 10,000,000										$ 10,000,000	
46	RICH COUNTY HALF MIL - DEBT SERVICE (NE)		$ -	$ 1,076,170	$ 1,119,217	$ 1,163,986	$ 1,210,545	$ 1,258,967	$ 1,309,326	$ 1,361,699	$ 1,416,167	$ 1,472,813	$ 11,388,889	
47	RICH COUNTY HALF MIL - DEBT SERVICE (BELTLINE)		$ -	$ 1,076,170	$ 1,119,217	$ 1,163,986	$ 1,210,545	$ 1,258,967	$ 1,309,326	$ 1,361,699	$ 1,416,167	$ 1,472,813	$ 11,388,889	
48	LEX COUNTY HALF MIL - DEBT SERVICE		$ -	$ 734,301	$ 763,673	$ 794,220	$ 825,989	$ 859,029	$ 893,390	$ 929,125	$ 966,290	$ 1,004,942	$ 7,770,961	
49	COUNTY PLANT FUNDS		$ -	$ 852,180	$ 869,224	$ 886,608	$ 904,340	$ 922,427	$ 940,876	$ 959,693	$ 978,887	$ 998,465	$ 8,312,699	
50	TOTAL ALL SOURCES		$ 54,881,623	$ 7,764,139	$ 7,949,661	$ 8,142,263	$ 8,342,222	$ 21,829,824	$ 8,765,368	$ 8,989,165	$ 9,221,538	$ 9,462,822	$ 145,348,627	

* SUPPLEMENT PLANT FUNDS PARKING, PAVING, MECHANICAL SYSTEMS, ROOFING COLLEGE WIDE

Midlands Technical College
Projected Budgeted Revenues, Disbursements and Transfers
Fiscal Year 2022-2023
Lexington County Council

REVENUES		
Unrestricted		
Student Tuition and Fees	$	50,179,711
Government		
State	$	18,537,914
County		
Lexington	$	7,214,092
Richland	$	11,648,318
Fairfield	$	155,100
Auxiliary Enterprises	$	829,000
Other	$	2,173,850
TOTAL	**$**	**90,737,985**
Restricted		
Federal Grants	$	22,963,760
Student Financial Aid	$	32,842,692
State Grants	$	7,893,563
Other	$	330,464
TOTAL*	**$**	**64,030,479**
TOTAL REVENUES	**$**	**154,768,464**
DISBURSEMENTS AND TRANSFERS		
Disbursements		
Unrestricted		
Instruction/Academic Support	$	47,446,511
Student Support Services	$	11,006,937
Plant Operations	$	11,957,115
Institutional Support	$	17,484,045
Auxiliary Enterprises	$	210,887
TOTAL	**$**	**88,105,495**
Restricted		
TOTAL*	**$**	**64,030,479**
Transfers (Capital)		
TOTAL	**$**	**2,632,490**
TOTAL DISBURSEMENTS AND TRANSFERS	**$**	**154,768,464**

*Restricted revenues and disbursements are the same amount and must balance.

Estimated Fund Balance - Beginning of Fiscal Year $6,189,085
Projected Fund Balance - End of Fiscal Year $6,127,194

IRMO FIRE DISTRICT

Serving since 1963

February 7, 2022

Members of Lexington County Council

Re: Budget/Millage request for FY2022/2023

Dear Council Members:

I have attached the Irmo Fire Districts budget projection for the FY 2022/2023. It is based off of the available preliminary assessments for our tax districts.

Due to the extraordinary increase in call volume for emergency services and the increased expenses directly associated with delivering those services. We are asking council to include any available CPI increases that are allowed by the state as well as any previous adjustments left from past years (look back if applicable)

As the Irmo Fire District adjusts to the new challenges in our community, we are looking forward to working with Lexington County Council to help us continue to provide the best for our citizens.

Sincerely,

M. F. Sonefeld

Michael Sonefeld
Irmo Fire Chief

Phone: (803) 798-4979 • Fax: (803) 798-4680
6017 St. Andrews Rd. • Columbia, SC 29212

IRMOFIRE DISTRICT
FY 2023 BUDGET REQUEST

Revenue Projections		*Stations 1, 2 and 3*	
	Lexington County	*$*	*3,014,000.00*
	Town of Irmo	*$*	*735,600.00*
	City of Columbia Fire Fees	*$*	*429,300.00*
	Total Revenue Expected	*$*	***4,178,900.00***
Personnel Expenses			
Wages and Salaries		$	2,135,438.00
Social Security and Medicare Taxes		$	163,328.00
Workers Compensation Insurance		$	86,050.00
	Total Personnel Expenses	$	**2,384,816.00**
Operating Expenses			
Professional Services		$	50,000.00
Conferences and Meetings		$	12,000.00
Dues & Subscriptions		$	8,000.00
Fire Prevention and Community Education		$	2,000.00
Employee Education & Training		$	9,000.00
Fitness		$	17,500.00
Uniforms		$	15,000.00
Personal Protective Equipment		$	16,000.00
Health, Dental, Vision, LD Insurance		$	400,000.00
Retirement		$	421,860.00
Small Tools and Equipment		$	13,000.00
Hand Held Radios		$	15,000.00
Radio Repairs and Parts		$	6,500.00
Computers and Electronics		$	10,000.00
Office Machines and Furniture		$	2,000.00
Office and Operating Suppplies		$	16,000.00
Software, Security, Email hosting		$	14,000.00
Regular Building and Grounds Maintenance		$	28,000.00
Equipment Repairs		$	8,000.00
Fleet Maintenance		$	150,000.00
Fuel		$	37,000.00
Radio Service - Palmetto 800		$	16,000.00
Mobile Telephones and Wireless services		$	6,000.00
Telephone and Interent Services		$	16,000.00
Utilities		$	44,000.00
Postage and Shipping		$	1,224.00
	Total Operating Expenses	$	**1,334,084.00**
Capital Improvements			
Signage for Childs Street Station		$	10,000.00
Landscaping for Childs Street Station		$	5,000.00
HQ Improvements		$	55,000.00
North Lake Station Improvements		$	15,000.00
	Total Capital Improvements	$	**85,000.00**
	Total Personnel & Operating Expenses	*$*	***3,718,900.00***
	Total Capital Improvements	*$*	***85,000.00***
	Contingencies	*$*	***75,000.00***
	Increase Reserve	*$*	***300,000.00***
	Grand Total	**$**	**4,178,900.00**

Total Requested from Lexington County for Stations 1, 2, and 3 **$** **3,014,000.00**