COUNTY OF LEXINGTON
ANNUAL BUDGET
NON-GENERAL FUND - BOOK TWO
FISCAL YEAR 2016-17

TABLE OF CONTENTS

		Page #
SPECIAL REVENUE FUNDS		
Library Funds:		
2300	Library Operations	75-1
2310	Library Escrow	76-1
2330	Library State Funds	77-1
2331	Library Lottery Funds	78-1
2340	Library Federal Funds	79-1
Solicitor's Funds:		
2460	Drug Court	80-1
2500	Victim Witness Program	81-1
2501	Community Juvenile Arbitration	82-1
2610	Forfeiture (Narcotics)	83-1
2611	State Funds	84-1
2612	Pre-Trial Intervention	85-1
2613	Worthless Check Unit	86-1
2614	DUI/Drug Case Prosecution	87-1
2615	Alcohol Education Program	88-1
2616	Broker Disclosure Penalty	89-1
Law Enforcement Funds:		
2411	Title IV-D Process Server	90-1
2414	Bulletproof Vest Program	91-1
2425	Advanced Impaired Driver Enforcement	92-1
2436	Multijurisdictional Narcotics Task Force	93-1
2456	Violence Against Women Act	94-1
2630	Forfeiture Funds (Narcotics)	95-1
2632	Inmate Services	96-1
2633	School District # 1	97-1
2634	School District # 2	98-1
2637	Federal Narcotics Forfeitures	99-1
2638	Civil Process Server	100-1
2639	School District # 3	101-1
2640	School District # 4	102-1
2641	School District # 5	103-1
2642	Alcohol Enforcement Team	104-1
2646	LE/Gaston Substation	105-1
New	SRO Grant - Gray Collegiate Academy	106-1
New	White Collar Crime Enhancement Grant	107-1
Other Miscellaneous Grants:		
2400	Urban Entitlement Community Development	108-1
2401	HOME Investment Partnerships	109-1
2410	Clerk of Court - Title IV-D Child Support	110-1
2480	LEMPG/Citizens Corp Grant	111-1
2520	DHEC - EMS Grant-in-Aid	112-1

COUNTY OF LEXINGTON
ANNUAL BUDGET
NON-GENERAL FUND - BOOK TWO
FISCAL YEAR 2016-17

TABLE OF CONTENTS

SPECIAL REVENUE FUNDS - con't		**Page #**
Other Special Revenue Programs:		
2000	Economic Development	113-1
2001	Rural Development Act	114-1
2002	Farmer's Market Project	115-1
2003	Economic Development CCED Grants	116-1
2005	Economic Development Multi-Park 1%	117-1
2120	Accommodations Tax	118-1
2130	Tourism Development Fee	119-1
2140	Temporary Alcohol Beverage License Fee	120-1
2141	Minibottle Tax Fund	121-1
2200	Indigent Care	122-1
2600	Clerk of Court - Professional Bonds Fee	123-1
2605	Emergency Telephone System E-911	124-1
2606	SCE&G Support Fund	125-1
2618	P/D (Indigent Criminal Defense)	126-1
2619	Public Defender	127-1
2620	Victims' Bill of Rights	128-1
	Solicitor	
	Magistrate	
	Law Enforcement	
2700	Schedule "C" Funds - Authorized by the CTC	129-1
2720	Lexington County Stormwater Consortium (MS4)	130-1
2920	Campus Parking Fund	131-1
2930	Personnel/Employee Committee	132-1
2950	Delinquent Tax Collections	133-1
2990	Finance/Grants Administration	134-1
2999	Pass-Thru Grants	135-1
Enterprise Funds:		
5601	Red Bank Crossing Rental Properties	136-1
5700	Solid Waste	137-1
5701	Solid Waste Post Closure Sinking Fund	138-1
5710	Solid Waste Tires	139-1
5720	Solid Waste DHEC Management Grant	140-1
5721	Solid Waste DHEC Tire Grant	141-1
5722	Solid Waste DHEC Used Oil Grant	142-1
5800	Lexington County Airport at Pelion	143-1
5801	Airport Capital Projects	144-1
Internal Service Funds:		
6590	Motor Pool Fund	145-1
6710	Workers' Compensation Insurance Fund	146-1
6730	Employee Insurance Fund	147-1
6731	Post-Employment Insurance Fund	148-1
6790	Risk Management Administration	149-1

COUNTY OF LEXINGTON
ANNUAL BUDGET
NON-GENERAL FUND - BOOK TWO
FISCAL YEAR 2016-17

TABLE OF CONTENTS

SPECIAL REVENUE FUNDS - con't		**Page #**
Millage Agencies:		
	Millage Agencies Summary Recap	150-1
7620	Lexington County Recreation & Aging Commission	151-1
7630	Irmo/Chapin Recreation Commission	152-1
7650	Midlands Technical College Operations	153-1
7652	Midlands Technical College Capital	154-1
7660	Hollow Creek Watershed	155-1
7680	Riverbanks Zoological Park	156-1
7800/02	Irmo Fire District	157-1

COUNTY OF LEXINGTON
LIBRARY
Annual Budget
Fiscal Year 2016-17
Estimated Revenue

Object Code	Revenue Account Title	Actual 2014-15	Received Thru Dec 2015-16	Amended Budget Thru Dec 2015-16	Projected Revenues Thru Jun 2015-16	Requested 2016-17	Recommend 2016-17	Approved 2016-17
	***County Library Operations 2300:**							
	Revenues:	6.211 Mills		6.180 Mills	6.180 Mills	6.180 Mills	Mills	Mills
410000	Current Property Taxes	5,303,475	3,145,502	5,522,354	5,522,354	5,714,648		
410500	Homestead Exemption	255,621	0	230,000	230,000	230,000		
410520	Manufacturer's Tax Exemption	24,783	0	24,000	24,000	24,000		
410530	State Sales and Use Tax Credit	122,748	37,905	141,599	141,599	141,599		
410540	Lease Purchase Tax Credit	1	0	0	0	0		
411000	Current Vehicle Taxes	853,318	449,908	831,831	831,831	836,020		
412000	Current Tax Penalties	10,168	42	10,000	10,000	10,000		
413000	Delinquent Tax	219,119	111,181	240,000	240,000	240,000		
414000	Delinquent Tax Penalties	34,310	16,756	35,000	35,000	35,000		
417100	Fee in Lieu of Taxes	381,343	32,061	310,829	310,829	385,000		
417120	Fee in Lieu of Taxes - Prior Year	15,894	0	0	0	0		
417130	Fee in Lieu of Taxes - Manuf. Tax Exemption	15,017	0	14,701	14,701	14,701		
417150	Fee in Lieu of Taxes - Fee for Services	3,149	0	3,149	3,149	3,149		
418000	Motor Carrier Payments	10,726	9,365	10,000	10,000	10,000		
419000	Merchants Exemptions	28,550	14,275	28,550	28,550	28,550		
419900	Tax Refund	0	0	0	0	0		
	Total Property Tax Revenue	7,278,222	3,816,995	7,402,013	7,402,013	7,672,667	0	0
	Other Revenues:							
437609	Copy Sales - Library	8,331	4,549	11,000	11,000	8,000		
437620	Fax Sales - Library	14,189	6,617	12,000	12,000	12,000		
437699	Copy Sales - Cost	3,152	0	0	0	0		
438300	Vending Machine Sales	392	195	400	400	400		
438900	Auction Sales	5,025	0	0	0	0		
449000	Library Book Fines	266,759	108,323	260,000	260,000	255,000		
461000	Investment Interest	22,553	17,893	16,000	16,000	20,000		
462001	Sales Tax Payable	0	(61)	0	0	0		
465900	Utility Rebates	3,150	0	0	0	0		
469200	Donated Capital Items	0	3,030	3,030	3,030	500		
469900	Miscellaneous Revenues	29,863	1,523	1,523	1,523	1,000		
	Total Other Revenue	353,414	142,069	303,953	303,953	296,900	0	0
	**** Total Revenue**	7,631,636	3,959,064	7,705,966	7,705,966	7,969,567	0	0
	**** Total Appropriations**				8,443,926	7,881,564	0	0
	(2) Reclassification					17,755		
	(2) New Positions					69,687		
	***** Total Appropriations**					8,484,966		
	FUND BALANCE Beginning of Year				6,920,435	6,182,475	6,182,475	6,182,475
	FUND BALANCE - Projected End of Year				6,182,475	5,667,076	6,182,475	6,182,475

COUNTY OF LEXINGTON
LIBRARY
Annual Budget
Fiscal Year - 2016-17

Fund 2300
Division: Library
Organization Recap

Object Code	Expenditure Classification	2016-17 Requested	BUDGET General Admin. 230005	Batesburg/ Leesville 230010	Lexington 230020	Cayce / W. Columbia 230030	Irmo 230040	Chapin 230050	South Congaree 230055	Swansea 230060	Gaston 230070	Pelion 230080	Gilbert/ Summit 230090	Non-Departmental 230099
	Personnel													
510100	Salaries & Wages	3,137,905	979,138	146,183	575,762	474,598	474,724	94,119	81,628	54,164	82,906	121,829	52,854	0
510200	Overtime	1,000	0	0	0	0	0	0	0	0	0	0	0	1,000
510300	Part Time	800,477	42,039	48,055	163,499	119,957	157,147	85,692	32,706	40,882	16,111	50,185	44,204	0
511112	FICA - Employer's Portion	301,363	78,120	14,859	56,553	45,483	48,338	13,756	8,747	7,271	7,575	13,159	7,425	77
511113	SCRS - Employer's Portion	435,696	112,942	21,483	81,762	65,758	69,885	19,887	12,645	10,512	10,951	19,025	10,735	111
511120	Employee Insurance - Employer's Portion	600,600	163,800	31,200	117,000	101,400	101,400	15,600	15,600	7,800	15,600	23,400	7,800	0
511130	Workers Compensation	11,673	3,063	439	2,217	1,784	1,895	539	343	285	297	516	292	3
519999	Personnel Contingency	105,775	0	0	0	0	0	0	0	0	0	0	0	105,775
	*** Total Personnel**	**5,394,489**	**1,379,102**	**262,219**	**996,793**	**808,980**	**853,389**	**229,593**	**151,669**	**120,914**	**133,440**	**228,114**	**123,310**	**106,966**
	Operating Expenses													
520100	Contracted Maintenance	14,927	0	0	0	0	0	0	0	0	0	0	0	14,927
520103	Landscape/Grounds Maintenance	40,260	0	5,460	6,240	2,400	5,280	3,480	3,660	2,760	3,360	3,300	4,320	0
520200	Contracted Services	97,651	0	4,200	625	37,966	420	5,300	3,180	3,180	3,180	4,440	3,180	31,980
520206	Background History Screening	100	0	0	0	0	0	0	0	0	0	0	0	100
520213	Contracted Literacy Programs	37,850	0	0	0	0	0	0	0	0	0	0	0	37,850
520220	Book Binding	325	0	0	0	0	0	0	0	0	0	0	0	325
520231	Garbage Pick-up Service	4,651	0	480	744	744	564	456	480	0	480	480	223	0
520233	Towing Service	65	0	0	0	0	0	0	0	0	0	0	0	65
520242	Hazardous Material Disposal	250	0	0	0	0	0	0	0	0	0	0	0	250
520300	Professional Services	0	0	0	0	0	0	0	0	0	0	0	0	0
520303	Accounting/Auditing Services	2,800	0	0	0	0	0	0	0	0	0	0	0	2,800
520400	Advertising & Publicity	7,000	0	0	0	0	0	0	0	0	0	0	0	7,000
520500	Legal Services	500	0	0	0	0	0	0	0	0	0	0	0	500
520702	Technical Currency & Support	135,519	0	0	0	0	0	0	0	0	0	0	0	135,519
520703	Computer Hardware Maintenance	22,000	0	0	0	0	0	0	0	0	0	0	0	22,000
521000	Office Supplies	28,400	7,000	1,600	5,650	4,500	4,700	700	800	850	800	1,000	800	0
521100	Duplicating	3,320	850	250	500	250	500	100	125	100	350	220	75	0
521200	Operating Supplies	55,250	25,500	1,100	1,500	3,600	3,500	1,200	1,100	500	1,000	1,000	250	15,000
522000	Building Repairs & Maintenance	40,000	0	0	0	0	0	0	0	0	0	0	0	40,000
522001	Carpet/Floor Cleaning	5,000	0	0	0	0	0	0	0	0	0	0	0	5,000
522200	Small Equipment Repairs & Maint.	5,000	0	0	0	0	0	0	0	0	0	0	0	5,000
522300	Vehicle Repairs & Maintenance	2,500	0	0	0	0	0	0	0	0	0	0	0	2,500
524000	Building Insurance	33,212	0	1,682	6,016	8,464	7,084	3,665	903	1,236	1,406	1,753	1,003	0
524100	Vehicle Insurance	2,730	0	0	0	0	0	0	0	0	0	0	0	2,730
524101	Comprehensive Vehicle Insurance	250	0	0	0	0	0	0	0	0	0	0	0	250
524201	General Tort Liability Insurance	2,937	1,005	122	537	416	465	98	49	49	49	98	49	0
524202	Surety Bonds	0	0	0	0	0	0	0	0	0	0	0	0	0
524900	Data Processing Equip. Insurance	1,198	0	0	0	0	0	0	0	0	0	0	0	1,198
525000	Telephone	34,127	7,030	1,973	6,018	4,112	4,537	2,579	2,628	1,614	1,972	750	914	0
525004	WAN Service Charges	0	0	0	0	0	0	0	0	0	0	0	0	0
525020	Pagers and Cell Phones	1,320	0	0	0	0	0	0	0	0	0	0	0	1,320
525021	Smart Phone Charges	1,908	0	0	0	0	0	0	0	0	0	0	0	1,908
525041	E-mail Service Charges	17,387	3,451	1,023	3,579	2,940	3,068	895	512	384	384	767	384	0
525100	Postage	9,050	1,500	500	2,100	2,000	2,000	200	300	100	100	200	50	0

COUNTY OF LEXINGTON
LIBRARY
Annual Budget
Fiscal Year - 2016-17

Fund 2300
Division: Library
Organization Recap

Object Expenditure Code	Classification	2016-17 Requested	General Admin. 230005	Batesburg/ Leesville 230010	Lexington 230020	Cayce / W. Columbia 230030	Irmo 230040	Chapin 230050	South Congaree 230055	Swansea 230060	Gaston 230070	Pelion 230080	Gilbert/ Summit 230090	Non-Departmental 230099
			BUDGET											
525210	Conference, Meeting & Training Expense	7,500	0	0	0	0	0	0	0	0	0	0	0	7,500
525211	Library Board Expenses	2,000	0	0	0	0	0	0	0	0	0	0	0	2,000
525230	Subscription, Dues, & Books	182,271	0	0	0	0	0	0	0	0	0	0	0	182,271
525240	Personal Mileage Reimbursement	12,000	0	0	0	0	0	0	0	0	0	0	0	12,000
525250	Motor Pool Reimbursement	200	0	0	0	0	0	0	0	0	0	0	0	200
525377	Utilities - (9) Branches	331,552	0	15,446	139,074	46,093	69,790	14,788	8,288	7,549	8,190	14,644	7,690	0
525400	Gas, Fuel, & Oil	10,000	0	0	0	0	0	0	0	0	0	0	0	10,000
525600	Uniforms & Clothing	200	0	0	0	0	0	0	0	0	0	0	0	200
525700	Employee Service Awards	20	0	0	0	0	0	0	0	0	0	0	0	20
526500	License & Permits	4,190	0	0	0	0	0	0	0	0	0	0	0	4,190
529903	Contingency	1,500	0	0	0	0	0	0	0	0	0	0	0	1,500
	*** Total Operating**	**1,158,920**	**46,336**	**33,836**	**172,583**	**113,485**	**101,908**	**33,461**	**22,025**	**18,322**	**21,271**	**28,652**	**18,938**	**548,103**
	*** Total Personnel & Operating**	**6,553,409**	**1,425,438**	**296,055**	**1,169,376**	**922,465**	**955,297**	**263,054**	**173,694**	**139,236**	**154,711**	**256,766**	**142,248**	**655,069**
	Capital													
540000	Small Tools & Minor Equipment	14,000	0	0	0	0	0	0	0	0	0	0	0	14,000
540002	Microforms	7,802	0	0	0	0	0	0	0	0	0	0	0	7,802
540004	CD-ROM/Subscriptions	0	0	0	0	0	0	0	0	0	0	0	0	0
540006	Library Materials (Books, Audio Visual)	1,043,996	0	0	0	0	0	0	0	0	0	0	0	1,043,996
540010	Minor Software	2,000	0	0	0	0	0	0	0	0	0	0	0	2,000
	All other equipment	260,357	0	0	0	0	0	0	0	0	0	0	0	260,357
	**** Total Capital**	**1,328,155**	**0**	**0**	**0**	**0**	**0**	**0**	**0**	**0**	**0**	**0**	**0**	**1,328,155**
	***** Total Budget Appropriation**	**7,881,564**	**1,425,438**	**296,055**	**1,169,376**	**922,465**	**955,297**	**263,054**	**173,694**	**139,236**	**154,711**	**256,766**	**142,248**	**1,983,224**

COUNTY OF LEXINGTON
LIBRARY
Annual Budget
Fiscal Year - 2016-17

Fund 2300
Division: Library
Organization: 2300xx - Departmental Library Recap

Object Code	Expenditure Classification	2014-15 Expenditure	2015-16 Expend (Dec)	2015-16 Amended (Dec)	2016-17 Requested	BUDGET 2016-17 Recommend	2016-17 Approved
	Personnel						
510100	Salaries & Wages	2,807,501	1,293,475	2,823,500	3,137,905	0	0
510200	Overtime	40	8	1,000	1,000	0	0
510300	Part Time	659,683	315,777	686,565	800,477	0	0
511112	FICA - Employer's Portion	248,714	115,874	268,599	301,363	0	0
511113	State Retirement - Employer's Portion	328,757	163,561	388,325	435,696	0	0
511120	Insurance Fund Contribution	600,600	300,300	600,600	600,600	0	0
511130	Workers Compensation	16,285	6,764	18,651	11,673	0	0
511131	SC Unemployment	656	0	0	0	0	0
511213	State Retirement - Retiree	44,625	11,375	0	0	0	0
511214	Police Retirement - Retiree	1,775	395	0	0	0	0
519999	Personnel Contingency	0	0	129,922	105,775	0	0
	*** Total Personnel**	**4,708,636**	**2,207,529**	**4,917,162**	**5,394,489**	**0**	**0**
	Operating Expenses						
520100	Contracted Maintenance	21,095	17,550	21,089	14,927	0	0
520103	Landscape/Grounds Maintenance	38,910	16,775	40,260	40,260	0	0
520200	Contracted Services	87,267	34,526	102,796	97,651	0	0
520206	Background History Screening	0	0	100	100	0	0
520213	Contracted Literacy Programs	29,890	20,860	32,850	37,850	0	0
520220	Book Binding	267	138	275	325	0	0
520231	Garbage Pickup Charges	3,921	1,622	4,116	4,651	0	0
520233	Towing Service	65	0	65	65	0	0
520242	Hazardous Materials Disposal	0	0	250	250	0	0
520300	Professional Services	0	0	0	0	0	0
520303	Accounting/Auditing Services	2,500	2,500	2,800	2,800	0	0
520400	Advertising & Publicity	8,469	3,344	7,000	7,000	0	0
520500	Legal Services	0	0	500	500	0	0
520702	Technical Currency & Support	106,134	109,138	122,538	135,519	0	0
520703	Computer Hardware Maintenance	6,286	9,158	9,159	22,000	0	0
521000	Office Supplies	28,329	14,558	28,400	28,400	0	0
521100	Duplicating	3,924	1,597	3,045	3,320	0	0
521200	Operating Supplies	39,649	15,900	40,250	55,250	0	0
522000	Building Repairs & Maintenance	61,818	27,720	63,909	40,000	0	0
522001	Carpet/Floor Cleaning	6,498	0	5,000	5,000	0	0
522200	Small Equipment Repairs & Maintenance	2,119	1,185	4,000	5,000	0	0
522300	Vehicle Repairs & Maintenance	2,005	2,070	4,000	2,500	0	0
523200	Equipment Rental	0	750	800	0	0	0
524000	Building Insurance	30,704	26,570	32,240	33,212	0	0
524100	Vehicle Insurance	2,120	2,650	2,184	2,730	0	0
524101	Comprehensive Vehicle Insurance	245	240	250	250	0	0
524201	General Tort Liability Insurance	2,764	2,851	2,845	2,937	0	0
524202	Surety Bonds	587	0	0	0	0	0
524900	Data Processing Equip. Insurance	1,141	1,175	1,198	1,198	0	0
525000	Telephone	14,426	17,111	34,063	34,127	0	0
525004	WAN Service Charges	334	0	334	0	0	0
525010	Long Distance Charges	0	0	0	0	0	0
525020	Pagers and Cell Phones	1,276	363	1,320	1,320	0	0
525021	Smart Phones Charges	1,272	591	1,908	1,908	0	0
525041	E-mail Service Charges	7,967	5,380	7,533	17,387	0	0

COUNTY OF LEXINGTON
LIBRARY
Annual Budget
Fiscal Year - 2016-17

Fund 2300
Division: Library
Organization: 2300xx - Departmental Library Recap

Object Code	Expenditure Classification	2014-15 Expenditure	2015-16 Expend (Dec)	2015-16 Amended (Dec)	2016-17 Requested	BUDGET 2016-17 Recommend	2016-17 Approved
525100	Postage	6,203	2,428	10,450	9,050	0	0
525210	Conference, Meeting & Training Expenses	7,205	2,241	7,500	7,500	0	0
525211	Library Board Expenses	1,959	739	2,000	2,000	0	0
525230	Subscriptions, Dues, & Books	158,536	141,110	166,055	182,271	0	0
525240	Personal Mileage Reimbursement	11,721	5,952	12,000	12,000	0	0
525250	Motor Pool Reimbursement	0	0	200	200	0	0
525377	Utilities - County Branch Library	329,443	149,411	331,552	331,552	0	0
525400	Gas, Fuel, & Oil	9,992	4,766	15,000	10,000	0	0
525600	Uniforms & Clothing	192	73	200	200	0	0
525700	Employee Service Awards	237	0	50	20	0	0
526500	License & Permits	3,985	4,334	4,335	4,190	0	0
529903	Contingency	0	0	1,830,277	1,500	0	0
535110	Emergency Rain Event	0	6,586	0	0	0	0
537699	Cost of Copy Sales	3,153	1,604	0	0	0	0
	*** Total Operating**	**1,044,608**	**655,566**	**2,956,696**	**1,158,920**	**0**	**0**
	****Total Personnel & Operating**	**5,753,244**	**2,863,095**	**7,873,858**	**6,553,409**	**0**	**0**
	Capital						
540000	Small Tools & Minor Equipment	13,135	2,573	14,000	14,000	0	0
540001	Books - Local	0	0	0	0	0	0
540002	Microforms	6,404	3,377	6,924	7,802	0	0
540004	CD-Rom Publications	500	0	500	0	0	0
540006	Library Materials (Book, Audio Visual Mat.)	915,270	450,391	1,054,472	1,043,996	0	0
540010	Minor Software	4,594	250	4,000	2,000	0	0
	All Other Equipment	186,110	47,946	249,666	0	0	0
	Carpet Flooring - Chapin				43,598		
	Exit Doors - Chapin				1,698		
	Tree Removal - Irmo				16,445		
	ADA Compliant Sliding Doors - Gilbert-Summit				28,850		
	Paint Building Exterior - Gilber-Summit				8,781		
	Parking Lot Resurfacing - Swansea				18,513		
	Parking Lot Resurfacing - Pelion				30,855		
	HVAC in Data Closet - Swansea				3,531		
	HVAC in Data Closet - South Congaree				3,531		
	Modify Public Service Desk - Swansea				2,420		
	Modify Public Service Desk - South Congaree				2,420		
	Roof Replacement - Irmo				99,715		
	Library Materials (Books, Audio Visual)	**1,126,013**	**504,537**	**1,329,562**	**1,328,155**	**0**	**0**

COUNTY OF LEXINGTON
LIBRARY
Annual Budget
Fiscal Year - 2016-17

Fund 2300
Division: Library
Organization: 230005 - Administration

Object Code	Expenditure Classification	2014-15 Expenditure	2015-16 Expend (Dec)	2015-16 Amended (Dec)	2016-17 Requested	BUDGET 2016-17 Recommend	BUDGET 2016-17 Approved
	Personnel						
510100	Salaries & Wages - 21	892,524	403,755	884,224	979,138		
510200	Overtime	0	8	0	0		
510300	Part Time - 3 (1.5 - FTE)	35,874	20,317	43,300	42,039		
511112	FICA - Employer's Portion	66,246	30,414	70,956	78,120		
511113	State Retirement - Employer's Portion	74,961	42,197	102,584	112,942		
511114	PORS - Employer's Portion	0	0	0	0		
511120	Insurance Fund Contribution - 21	163,800	81,900	163,800	163,800		
511130	Workers Compensation	6,705	2,282	9,031	3,063		
511213	State Retirement - Retiree	24,844	4,389	0	0		
511214	Police Retirement - Retiree	1,775	395	0	0		
	*** Total Personnel**	**1,266,729**	**585,657**	**1,273,895**	**1,379,102**	**0**	**0**
	Operating Expenses						
520300	Professional Services	0	0	0	0		
521000	Office Supplies	6,998	3,687	7,000	7,000		
521100	Duplicating	1,417	520	850	850		
521200	Operating Supplies	25,296	9,072	25,500	25,500		
524201	General Tort Liability Insurance	947	993	975	1,005		
524202	Surety Bonds	118	0	0	0		
525000	Telephone	3,587	3,531	7,030	7,030		
525041	E-mail Service Charges - 27	2,033	1,097	1,863	3,451		
525100	Postage	1,966	1,011	1,500	1,500		
525210	Conference, Meeting & Training Expense	0	0	0	0		
525240	Personal Mileage Reimbursement	0	0	0	0		
	*** Total Operating**	**42,362**	**19,911**	**44,718**	**46,336**	**0**	**0**
	****Total Personnel & Operating**	**1,309,091**	**605,568**	**1,318,613**	**1,425,438**	**0**	**0**
	Capital						
	****Total Capital**	**0**	**0**	**0**	**0**	**0**	**0**
	***** Total Budget Appropriation**	**1,309,091**	**605,568**	**1,318,613**	**1,425,438**	**0**	**0**

COUNTY OF LEXINGTON
LIBRARY
Annual Budget
Fiscal Year - 2016-17

Fund 2300
Division: Library
Organization: 230010 - Batesburg/Leesville Branch

Object Code	Expenditure Classification	2014-15 Expenditure	2015-16 Expend (Dec)	2015-16 Amended (Dec)	2016-17 Requested	BUDGET 2016-17 Recommend	BUDGET 2016-17 Approved
	Personnel						
510100	Salaries & Wages - 4	122,422	60,080	126,735	146,183		
510300	Part Time - 3 (1.50 - FTE)	37,907	16,755	36,426	48,055		
511112	FICA - Employer's Portion	11,780	5,666	12,482	14,859		
511113	State Retirement - Employer's Portion	13,286	6,484	18,046	21,483		
511120	Insurance Fund Contribution - 4	31,200	15,600	31,200	31,200		
511130	Workers Compensation	482	231	488	439		
511213	State Retirement - Retiree	4,197	2,014	0	0		
	*** Total Personnel**	**221,274**	**106,830**	**225,377**	**262,219**	**0**	**0**
	Operating Expenses						
520103	Landscape/Grounds Maintenance	4,110	2,275	5,460	5,460		
520200	Contracted Services	4,200	1,730	4,200	4,200		
520231	Garbage Pickup Service	378	158	379	480		
521000	Office Supplies	1,554	897	1,600	1,600		
521100	Duplicating	231	66	250	250		
521200	Operating Supplies	999	276	1,100	1,100		
524000	Building Insurance	1,555	1,172	1,633	1,682		
524201	General Tort Liability Insurance	115	126	118	122		
524202	Surety Bonds	29	0	0	0		
525000	Telephone	400	988	1,973	1,973		
525041	E-mail Service Charges - 8	495	302	405	1,023		
525100	Postage	185	49	600	500		
525377	Utilities - County Branch Library	15,732	7,100	15,446	15,446		
537699	Cost of Copy Sales	308	132	0	0		
	*** Total Operating**	**30,291**	**15,271**	**33,164**	**33,836**	**0**	**0**
	****Total Personnel & Operating**	**251,565**	**122,101**	**258,541**	**296,055**	**0**	**0**
	Capital						
	****Total Capital**	**0**	**0**	**0**	**0**	**0**	**0**
	***** Total Budget Appropriation**	**251,565**	**122,101**	**258,541**	**296,055**	**0**	**0**

COUNTY OF LEXINGTON
LIBRARY
Annual Budget
Fiscal Year - 2016-17

Fund 2300
Division: Library
Organization: 230020 - Lexington Branch

Object Expenditure Code	Classification	2014-15 Expenditure	2015-16 Expend (Dec)	2015-16 Amended (Dec)	2016-17 Requested	BUDGET 2016-17 Recommend	BUDGET 2016-17 Approved
	Personnel						
510100	Salaries & Wages - 15	545,753	256,020	547,793	575,762		
510200	Overtime	0	0	0	0		
510300	Part Time - 13 (6.500 - FTE)	152,765	66,284	151,984	163,499		
511112	FICA - Employer's Portion	49,623	23,028	53,533	56,553		
511113	State Retirement - Employer's Portion	67,575	32,529	77,395	81,762		
511120	Insurance Fund Contribution - 15	117,000	58,500	117,000	117,000		
511130	Workers Compensation	2,098	969	2,087	2,217		
511213	State Retirement - Retiree	6,796	1,743	0	0		
	*** Total Personnel**	**941,610**	**439,073**	**949,792**	**996,793**	**0**	**0**
	Operating Expenses						
520103	Landscape/Grounds Maintenance	6,240	2,600	6,240	6,240		
520200	Contracted Services	500	250	625	625		
520231	Garbage Pickup Service	715	298	715	744		
521000	Office Supplies	5,650	1,940	5,650	5,650		
521100	Duplicating	781	358	500	500		
521200	Operating Supplies	1,499	775	1,500	1,500		
524000	Building Insurance	5,562	4,548	5,840	6,016		
524201	General Tort Liability Insurance	506	477	521	537		
524202	Surety Bonds	128	0	0	0		
525000	Telephone	2,247	3,061	6,018	6,018		
525041	E-mail Service Charges - 28	1,529	1,143	1,377	3,579		
525100	Postage	1,422	473	2,300	2,100		
525377	Utilities - County Branch Library	134,290	60,692	139,074	139,074		
537699	Cost of Copy Sales	294	117	0	0		
	*** Total Operating**	**161,363**	**76,732**	**170,360**	**172,583**	**0**	**0**
	****Total Personnel & Operating**	**1,102,973**	**515,805**	**1,120,152**	**1,169,376**	**0**	**0**
	Capital						
	****Total Capital**	**0**	**0**	**0**	**0**	**0**	**0**
	***** Total Budget Appropriation**	**1,102,973**	**515,805**	**1,120,152**	**1,169,376**	**0**	**0**

COUNTY OF LEXINGTON
LIBRARY
Annual Budget
Fiscal Year - 2016-17

Fund 2300
Division: Library
Organization: 230030 - Cayce/West Columbia Branch

Object Code	Expenditure Classification	2014-15 Expenditure	2015-16 Expend (Dec)	2015-16 Amended (Dec)	2016-17 Requested	BUDGET 2016-17 Recommend	BUDGET 2016-17 Approved
	Personnel						
510100	Salaries & Wages - 13	424,229	190,247	451,998	474,598		
510200	Overtime	0	0	0	0		
510300	Part Time - 9/(4.50 - FTE)	112,629	51,355	113,460	119,957		
511112	FICA - Employer's Portion	38,667	17,432	43,258	45,483		
511113	State Retirement - Employer's Portion	58,398	26,672	62,540	65,758		
511120	Insurance Fund Contribution - 13	101,400	50,700	101,400	101,400		
511130	Workers Compensation	2,650	1,218	2,649	1,784		
511131	SC Unemployment	(44)	0	0	0		
	*** Total Personnel**	**737,929**	**337,624**	**775,305**	**808,980**	**0**	**0**
	Operating Expenses						
520103	Landscape/Grounds Maintenance	2,400	1,000	2,400	2,400		
520200	Contracted Services	37,090	15,384	37,841	37,966		
520231	Garbage Pickup Service	715	298	715	744		
521000	Office Supplies	4,499	3,328	4,500	4,500		
521100	Duplicating	199	96	250	250		
521200	Operating Supplies	3,596	1,804	3,600	3,600		
524000	Building Insurance	7,826	7,826	8,217	8,464		
524201	General Tort Liability Insurance	391	403	403	416		
524202	Surety Bonds	99	0	0	0		
525000	Telephone	860	2,060	4,112	4,112		
525041	E-mail Service Charges - 23	1,128	868	1,053	2,940		
525100	Postage	1,129	313	2,200	2,000		
525377	Utilities - County Branch Library	46,702	23,712	46,093	46,093		
537699	Cost of Copy Sales	565	231	0	0		
	*** Total Operating**	**107,199**	**57,323**	**111,384**	**113,485**	**0**	**0**
	****Total Personnel & Operating**	**845,128**	**394,947**	**886,689**	**922,465**	**0**	**0**
	Capital						
	All other Equipment	0	0	0	0	0	0
	****Total Capital**	**0**	**0**	**0**	**0**	**0**	**0**
	***** Total Budget Appropriation**	**845,128**	**394,947**	**886,689**	**922,465**	**0**	**0**

COUNTY OF LEXINGTON
LIBRARY
Annual Budget
Fiscal Year - 2016-17

Fund 2300
Division: Library
Organization: 230040 - Irmo Branch

Object Code	Expenditure Classification	2014-15 Expenditure	2015-16 Expend (Dec)	2015-16 Amended (Dec)	2016-17 Requested	BUDGET 2016-17 Recommend	BUDGET 2016-17 Approved
	Personnel						
510100	Salaries & Wages - 13	441,340	203,970	436,542	474,724		
510200	Overtime	0	0	0	0		
510300	Part Time - 12 (6.00 - FTE)	142,127	67,568	145,129	157,147		
511112	FICA - Employer's Portion	41,114	19,178	44,498	48,338		
511113	State Retirement - Employer's Portion	60,353	28,961	64,333	69,885		
511120	Insurance Fund Contribution - 13	101,400	50,700	101,400	101,400		
511130	Workers Compensation	2,664	1,244	2,713	1,895		
511213	State Retirement - Retiree	3,270	581	0	0		
	*** Total Personnel**	**792,268**	**372,202**	**794,615**	**853,389**	**0**	**0**
	Operating Expenses						
520103	Landscape/Grounds Maintenance	5,280	2,200	5,280	5,280		
520200	Contracted Services	555	490	670	420		
520231	Garbage Pickup Service	567	236	568	564		
521000	Office Supplies	4,699	2,306	4,700	4,700		
521100	Duplicating	599	284	300	500		
521200	Operating Supplies	3,480	2,221	3,500	3,500		
524000	Building Insurance	6,550	5,503	6,877	7,084		
524201	General Tort Liability Insurance	437	437	450	465		
524202	Surety Bonds	111	0	0	0		
525000	Telephone	4,378	2,268	4,537	4,537		
525041	E-mail Service Charges - 24	1,216	961	1,296	3,068		
525100	Postage	922	376	2,500	2,000		
525377	Utilities - County Branch Library	71,226	30,875	69,790	69,790		
537699	Cost of Copy Sales	227	103	0	0		
	*** Total Operating**	**100,247**	**48,260**	**100,468**	**101,908**	**0**	**0**
	****Total Personnel & Operating**	**892,515**	**420,462**	**895,083**	**955,297**	**0**	**0**
	Capital						
	All other Equpiment	0	0	0	0	0	0
	****Total Capital**	**0**	**0**	**0**	**0**	**0**	**0**
	***** Total Budget Appropriation**	**892,515**	**420,462**	**895,083**	**955,297**	**0**	**0**

COUNTY OF LEXINGTON
LIBRARY
Annual Budget
Fiscal Year - 2016-17

Fund 2300
Division: Library
Organization: 230050 - Chapin Branch

Object Code	Expenditure Classification	2014-15 Expenditure	2015-16 Expend (Dec)	2015-16 Amended (Dec)	2016-17 Requested	BUDGET 2016-17 Recommend	BUDGET 2016-17 Approved
	Personnel						
510100	Salaries & Wages - 2	79,602	37,387	79,029	94,119		
510300	Part Time - 5 (2.5 - FTE)	63,566	29,864	63,131	85,692		
511112	FICA - Employer's Portion	10,879	5,158	10,875	13,756		
511113	State Retirement - Employer's Portion	8,632	4,169	15,723	19,887		
511120	Insurance Fund Contribution - 2	15,600	7,800	15,600	15,600		
511130	Workers Compensation	430	202	426	539		
511213	State Retirement - Retiree	5,511	2,634	0	0		
	*** Total Personnel**	**184,220**	**87,214**	**184,784**	**229,593**	**0**	**0**
	Operating Expenses						
520103	Landscape/Grounds Maintenance	3,480	1,450	3,480	3,480		
520200	Contracted Services	5,300	2,250	5,300	5,300		
520231	Garbage Pickup Service	378	158	379	456		
521000	Office Supplies	698	561	700	700		
521100	Duplicating	64	25	100	100		
521200	Operating Supplies	1,155	387	1,200	1,200		
524000	Building Insurance	3,388	2,855	3,558	3,665		
524201	General Tort Liability Insurance	92	104	95	98		
524202	Surety Bonds	26	0	0	0		
525000	Telephone	1,597	1,290	2,579	2,579		
525041	E-mail Service Charges - 7	281	283	243	895		
525100	Postage	101	51	200	200		
525377	Utilities - County Branch Library	14,215	6,715	14,788	14,788		
537699	Cost of Copy Sales	75	32	0	0		
	*** Total Operating**	**30,850**	**16,161**	**32,622**	**33,461**	**0**	**0**
	****Total Personnel & Operating**	**215,070**	**103,375**	**217,406**	**263,054**	**0**	**0**
	Capital						
	****Total Capital**	**0**	**0**	**0**	**0**	**0**	**0**
	***** Total Budget Appropriation**	**215,070**	**103,375**	**217,406**	**263,054**	**0**	**0**

COUNTY OF LEXINGTON
LIBRARY
Annual Budget
Fiscal Year - 2016-17

Fund 2300
Division: Library
Organization: 230055 - South Congaree Branch

Object Code	Expenditure Classification	2014-15 Expenditure	2015-16 Expend (Dec)	2015-16 Amended (Dec)	2016-17 Requested	BUDGET 2016-17 Recommend	BUDGET 2016-17 Approved
	Personnel						
510100	Salaries & Wages - 2	61,565	28,497	60,238	81,628		
510200	Overtime	40	0	0	0		
510300	Part Time - 2 (1.0 - FTE)	24,492	11,152	23,696	32,706		
511112	FICA - Employer's Portion	6,425	2,934	6,421	8,747		
511113	State Retirement - Employer's Portion	9,388	4,385	9,283	12,645		
511120	Insurance Fund Contribution - 2	15,600	7,800	15,600	15,600		
511130	Workers Compensation	259	119	215	343		
	*** Total Personnel**	**117,769**	**54,887**	**115,453**	**151,669**	**0**	**0**
	Operating Expenses						
520103	Landscape/Grounds Maintenance	3,660	1,525	3,660	3,660		
520200	Contracted Services	3,180	1,325	3,180	3,180		
520231	Garbage Pickup Service	378	158	379	480		
521000	Office Supplies	798	187	800	800		
521100	Duplicating	145	31	125	125		
521200	Operating Supplies	1,093	336	1,100	1,100		
524000	Building Insurance	834	671	876	903		
524201	General Tort Liability Insurance	46	69	47	49		
524202	Surety Bonds	14	0	0	0		
525000	Telephone	524	1,317	2,628	2,628		
525041	E-mail Service Charges - 4	292	162	243	512		
525100	Postage	181	26	350	300		
525377	Utilities - County Branch Library	8,441	4,299	8,288	8,288		
537699	Cost of Copy Sales	64	30	0	0		
	*** Total Operating**	**19,650**	**10,136**	**21,676**	**22,025**	**0**	**0**
	****Total Personnel & Operating**	**137,419**	**65,023**	**137,129**	**173,694**	**0**	**0**
	Capital						
	****Total Capital**	**0**	**0**	**0**	**0**	**0**	**0**
	***** Total Budget Appropriation**	**137,419**	**65,023**	**137,129**	**173,694**	**0**	**0**

COUNTY OF LEXINGTON
LIBRARY
Annual Budget
Fiscal Year - 2016-17

Fund 2300
Division: Library
Organization: 230060 - Swansea Branch

Object Code	Expenditure Classification	2014-15 Expenditure	2015-16 Expend (Dec)	2015-16 Amended (Dec)	2016-17 Requested	BUDGET 2016-17 Recommend	BUDGET 2016-17 Approved
	Personnel						
510100	Salaries & Wages - 1	40,456	18,733	39,780	54,164		
510200	Overtime	0	0	0	0		
510300	Part Time - 2 (1.0 - FTE)	27,317	14,193	29,542	40,882		
511112	FICA - Employer's Portion	5,054	2,466	5,303	7,271		
511113	State Retirement - Employer's Portion	7,390	3,642	7,667	10,512		
511120	Insurance Fund Contribution - 1	7,800	3,900	7,800	7,800		
511130	Workers Compensation	204	99	208	285		
	*** Total Personnel**	**88,221**	**43,033**	**90,300**	**120,914**	**0**	**0**
	Operating Expenses						
520103	Landscape/Grounds Maintenance	2,760	1,150	2,760	2,760		
520200	Contracted Services	3,180	1,325	3,180	3,180		
521000	Office Supplies	839	125	850	850		
521100	Duplicating	83	41	100	100		
521200	Operating Supplies	500	154	500	500		
524000	Building Insurance	1,143	866	1,200	1,236		
524201	General Tort Liability Insurance	46	46	47	49		
524202	Surety Bonds	12	0	0	0		
525000	Telephone	161	808	1,614	1,614		
525041	E-mail Service Charges - 3	175	117	243	384		
525100	Postage	32	14	150	100		
525377	Utilities - County Branch Library	7,560	3,076	7,549	7,549		
537699	Cost of Copy Sales	130	34	0	0		
	*** Total Operating**	**16,621**	**7,756**	**18,193**	**18,322**	**0**	**0**
	****Total Personnel & Operating**	**104,842**	**50,789**	**108,493**	**139,236**	**0**	**0**
	Capital						
	****Total Capital**	**0**	**0**	**0**	**0**	**0**	**0**
	***** Total Budget Appropriation**	**104,842**	**50,789**	**108,493**	**139,236**	**0**	**0**

COUNTY OF LEXINGTON
LIBRARY
Annual Budget
Fiscal Year - 2016-17

Fund 2300
Division: Library
Organization: 230070 - Gaston Branch

Object Code	Expenditure Classification	2014-15 Expenditure	2015-16 Expend (Dec)	2015-16 Amended (Dec)	2016-17 Requested	BUDGET 2016-17 Recommend	BUDGET 2016-17 Approved
	Personnel						
510100	Salaries & Wages - 2	58,918	27,385	57,791	82,906		
510300	Part Time - 1 (.5 - FTE)	12,244	7,239	11,742	16,111		
511112	FICA - Employer's Portion	5,231	2,511	5,319	7,575		
511113	State Retirement - Employer's Portion	7,904	3,829	7,690	10,951		
511120	Insurance Fund Contribution - 2	15,600	7,800	15,600	15,600		
511130	Workers Compensation	218	104	209	297		
511213	State Retirement - Retiree	0	0	0	0		
	*** Total Personnel**	**100,115**	**48,868**	**98,351**	**133,440**	**0**	**0**
	Operating Expenses						
520103	Landscape/Grounds Maintenance	3,360	1,400	3,360	3,360		
520200	Contracted Services	3,180	1,325	3,180	3,180		
520231	Garbage Pickup Service	378	158	379	480		
521000	Office Supplies	800	539	800	800		
521100	Duplicating	197	58	300	350		
521200	Operating Supplies	821	287	1,000	1,000		
524000	Building Insurance	1,300	1,071	1,365	1,406		
524201	General Tort Liability Insurance	46	58	47	49		
524202	Surety Bonds	15	0	0	0		
525000	Telephone	31	987	1,972	1,972		
525041	E-mail Service Charges - 3	237	122	243	384		
525100	Postage	38	25	250	100		
525377	Utilities - County Branch Library	9,106	3,874	8,190	8,190		
537699	Cost of Copy Sales	94	48	0	0		
	*** Total Operating**	**19,603**	**9,952**	**21,086**	**21,271**	**0**	**0**
	****Total Personnel & Operating**	**119,718**	**58,820**	**119,437**	**154,711**	**0**	**0**
	Capital						
	****Total Capital**	**0**	**0**	**0**	**0**	**0**	**0**
	***** Total Budget Appropriation**	**119,718**	**58,820**	**119,437**	**154,711**	**0**	**0**

COUNTY OF LEXINGTON
LIBRARY
Annual Budget
Fiscal Year - 2016-17

Fund 2300
Division: Library
Organization: 230080 - Pelion Branch

Object Code	Expenditure Classification	2014-15 Expenditure	2015-16 Expend (Dec)	2015-16 Amended (Dec)	2016-17 Requested	BUDGET 2016-17 Recommend	BUDGET 2016-17 Approved
	Personnel						
510100	Salaries & Wages - 3	102,005	48,076	101,606	121,829		
510200	Overtime	0	0	0	0		
510300	Part Time - 2 (1.00 - FTE)	24,644	15,192	36,902	50,185		
511112	FICA - Employer's Portion	8,883	4,470	10,596	13,159		
511113	State Retirement - Employer's Portion	13,810	6,848	15,319	19,025		
511120	Insurance Fund Contribution - 3	23,400	11,700	23,400	23,400		
511130	Workers Compensation	380	190	415	516		
511131	SC Unemployment	700	0	0	0		
	*** Total Personnel**	**173,822**	**86,476**	**188,238**	**228,114**	**0**	**0**
	Operating Expenses						
520103	Landscape/Grounds Maintenance	3,300	1,375	3,300	3,300		
520200	Contracted Services	4,420	1,790	4,440	4,440		
520231	Garbage Pickup Service	189	158	379	480		
521000	Office Supplies	997	895	1,000	1,000		
521100	Duplicating	173	86	220	220		
521200	Operating Supplies	966	522	1,000	1,000		
524000	Building Insurance	1,620	1,359	1,701	1,753		
524201	General Tort Liability Insurance	92	92	95	98		
524202	Surety Bonds	23	0	0	0		
525000	Telephone	274	343	686	750		
525041	E-mail Service Charges - 6	338	218	324	767		
525100	Postage	186	64	350	200		
525377	Utilities - County Branch Library	14,483	5,704	14,644	14,644		
537699	Cost of Copy Sales	169	58	0	0		
	*** Total Operating**	**27,230**	**12,664**	**28,139**	**28,652**	**0**	**0**
	****Total Personnel & Operating**	**201,052**	**99,140**	**216,377**	**256,766**	**0**	**0**
	Capital						
	****Total Capital**	**0**	**0**	**0**	**0**	**0**	**0**
	***** Total Budget Appropriation**	**201,052**	**99,140**	**216,377**	**256,766**	**0**	**0**

COUNTY OF LEXINGTON
LIBRARY
Annual Budget
Fiscal Year - 2016-17

Fund 2300
Division: Library
Organization: 230090 - Gilbert/Summit Branch

Object Expenditure Code	Classification	2014-15 Expenditure	2015-16 Expend (Dec)	2015-16 Amended (Dec)	2016-17 Requested	BUDGET 2016-17 Recommend	BUDGET 2016-17 Approved
	Personnel						
510100	Salaries & Wages - 1	38,687	19,325	37,764	52,854		
510200	Overtime	0	0	0	0		
510300	Part Time - 2 (1.0 - FTE))	26,118	15,858	31,253	44,204		
511112	FICA - Employer's Portion	4,812	2,617	5,281	7,425		
511113	State Retirement - Employer's Portion	7,060	3,845	7,634	10,735		
511120	Insurance Fund Contribution - 1	7,800	3,900	7,800	7,800		
511130	Workers Compensation	195	106	207	292		
511213	State Retirement - Retiree	7	14	0	0		
	*** Total Personnel**	**84,679**	**45,665**	**89,939**	**123,310**	**0**	**0**
	Operating Expenses						
520103	Landscape/Grounds Maintenance	4,320	1,800	4,320	4,320		
520200	Contracted Services	3,180	1,305	3,180	3,180		
520231	Garbage Pickup Service	223	0	223	223		
521000	Office Supplies	797	93	800	800		
521100	Duplicating	35	32	50	75		
521200	Operating Supplies	244	66	250	250		
524000	Building Insurance	926	699	973	1,003		
524201	General Tort Liability Insurance	46	46	47	49		
524202	Surety Bonds	12	0	0	0		
525000	Telephone	367	458	914	914		
525041	E-mail Service Charges - 3	243	107	243	384		
525100	Postage	41	26	50	50		
525377	Utilities - County Branch Library	7,688	3,364	7,690	7,690		
537699	Cost of Copy Sales	68	12	0	0		
	*** Total Operating**	**18,190**	**8,008**	**18,740**	**18,938**	**0**	**0**
	****Total Personnel & Operating**	**102,869**	**53,673**	**108,679**	**142,248**	**0**	**0**
	Capital						
	****Total Capital**	**0**	**0**	**0**	**0**	**0**	**0**
	***** Total Budget Appropriation**	**102,869**	**53,673**	**108,679**	**142,248**	**0**	**0**

COUNTY OF LEXINGTON
LIBRARY
Annual Budget
Fiscal Year - 2016-17

Fund 2300
Division: Library
Organization: 230099 - Non-departmental Library Operations

Object Code	Expenditure Classification	2014-15 Expenditure	2015-16 Expend (Dec)	2015-16 Amended (Dec)	2016-17 Requested	BUDGET 2016-17 Recommend	BUDGET 2016-17 Approved
	Personnel						
510200	Overtime	0	0	1,000	1,000		
511112	FICA - Employer's Portion	0	0	77	77		
511113	SCRS - Employer's Portion	0	0	111	111		
511130	Workers Compensation	0	0	3	3		
519999	Personnel Contingency	0	0	129,922	105,775		
	*** Total Personnel**	**0**	**0**	**131,113**	**106,966**	**0**	**0**
	Operating Expenses						
520100	Contracted Maintenance	21,095	17,550	21,089	14,927		
520103	Landscape/Grounds Maintenance	0	0	0	0		
520200	Contracted Services	22,482	7,352	37,000	31,980		
520206	Background History Screening	0	0	100	100		
520213	Contracted Literacy Programs	29,890	20,860	32,850	37,850		
520220	Book Binding	267	138	275	325		
520233	Towing Service	65	0	65	65		
520242	Hazardous Materials Disposal	0	0	250	250		
520300	Professional Services	0	0	0	0		
520303	Accounting/Auditing Services	2,500	2,500	2,800	2,800		
520400	Advertising & Publicity	8,469	3,344	7,000	7,000		
520500	Legal Services	0	0	500	500		
520702	Technical Currency & Support	106,134	109,138	122,538	135,519		
520703	Computer Hardware Maintenance	6,286	9,158	9,159	22,000		
521200	Operating Supplies	0	0	0	15,000		
522000	Building Repairs & Maintenance	61,818	27,720	63,909	40,000		
522001	Carpet/Floor Cleaning	6,498	0	5,000	5,000		
522200	Small Equipment Repairs & Maintenance	2,119	1,185	4,000	5,000		
522300	Vehicle Repairs & Maintenance	2,005	2,070	4,000	2,500		
523200	Equipment Rental	0	750	800	0		
524100	Vehicle Insurance - 4	2,120	2,650	2,184	2,730		
524101	Comprehensive Vehicle Insurance	245	240	250	250		
524900	Data Processing Equip. Insurance	1,141	1,175	1,198	1,198		
525004	WAN Service Charges	334	0	334	0		
525020	Pagers and Cell Phones	1,276	363	1,320	1,320		
525021	Smart Phone Charges	1,272	591	1,908	1,908		
525210	Conference, Meeting & Training Expenses	7,205	2,241	7,500	7,500		
525211	Library Board Expenses	1,959	739	2,000	2,000		
525230	Subscriptions, Dues, & Books	158,536	141,110	166,055	182,271		
525240	Personal Mileage Reimbursement	11,721	5,952	12,000	12,000		
525250	Motor Pool Reimbursement	0	0	200	200		
525400	Gas, Fuel, & Oil	9,992	4,766	15,000	10,000		
525600	Uniforms & Clothing	192	73	200	200		
525700	Employee Service Awards	237	0	50	20		
526500	License & Permits	3,985	4,334	4,335	4,190		
529903	Contingency	0	0	1,830,277	1,500		
535110	Emergency Rain Event	0	6,586	0	0		
537699	Cost of Copy Sales	1,159	807	0	0		
	*** Total Operating**	**471,002**	**373,392**	**2,356,146**	**548,103**	**0**	**0**
	****Total Personnel & Operating**	**471,002**	**373,392**	**2,487,259**	**655,069**	**0**	**0**

COUNTY OF LEXINGTON
LIBRARY
Annual Budget
Fiscal Year - 2016-17

Fund 2300
Division: Library
Organization: 230099 - Non-departmental Library Operations

Object Code	Expenditure Classification	2014-15 Expenditure	2015-16 Expend (Dec)	2015-16 Amended (Dec)	2016-17 Requested	BUDGET 2016-17 Recommend	BUDGET 2016-17 Approved
	Capital						
540000	Small Tools & Minor Equipment	13,135	2,573	14,000	14,000		
540002	Microforms	6,404	3,377	6,924	7,802		
540004	CD Rom Publications	500	0	500	0		
540006	Library Materials (Book, Audio Visual)	915,270	450,391	1,054,472	1,043,996		
540010	Minor Software	4,594	250	4,000	2,000		
	All Other Equipment	186,110	47,946	249,666			
	Carpet Flooring - Chapin				43,598		
	Exit Doors - Chapin				1,698		
	Tree Removal - Irmo				16,445		
	ADA Compliant Sliding Doors - Gilbert-Summit				28,850		
	Paint Building Exterior - Gilber-Summit				8,781		
	Parking Lot Resurfacing - Swansea				18,513		
	Parking Lot Resurfacing - Pelion				30,855		
	HVAC in Data Closet - Swansea				3,531		
	HVAC in Data Closet - South Congaree				3,531		
	Modify Public Service Desk - Swansea				2,420		
	Modify Public Service Desk - South Congaree				2,420		
	Roof Replacement - Irmo				99,715		
	****Total Capital**	**1,126,013**	**504,537**	**1,329,562**	**1,328,155**	**0**	**0**
	***** Total Budget Appropriation**	**1,597,015**	**877,929**	**3,816,821**	**1,983,224**	**0**	**0**

SECTION V. - PROGRAM OVERVIEW

Summary of Programs:

The Lexington County Public Library exists to provide library and information services to the citizens of Lexington County. These services take multiple formats, including traditional library resources, as well as literary programs, trainings, and meeting spaces that will enhance the quality of life for all residents. In addition to the Main Library, there are nine community branches and one bookmobile. The Library branches are open a combined total of 471 hours per week, including evening and weekend hours. (SC 1976 Code 60-1-80) The library has 132 staff, including 77 full time and 55 part time. The Library Board of Trustees adopted the following mission statement in 2012:

> *The Lexington County Public Library System is committed to providing quality resources and services to the citizens, businesses and schools of Lexington County. Our well trained and knowledgeable staff assists the community in cultivating technology skills and an interest in lifelong learning and reading.*

In FY 2016-17 the library will meet the informational and technological needs of the county residents and businesses. The library provides many traditional services and resources, such as literacy programs, reference materials and popular reading materials. Library staff is judiciously evaluating library services and materials, ensuring that the residents have the best resources and training available to them. As the formats of information and books change, the library has expanded its online resources, including eBooks and online databases. In FY 2014-15 circulation of downloadable materials (eBooks) increased over 15%. Staff will continue to focus on developing the Library's online resources, including downloadable eBooks and audio books.

Each year the overall use of our library increases. Last year alone, 73,988 patrons attended library programs, including workshops. In addition, our staff is actively engaged in assisting and instructing individuals and organizations in developing and enhancing their technology and workforce skills. Individual reference transactions for technology and workforce assistance increased 33%. Library staff has led 112 technology related workshops throughout the county. Each library branch has a meeting room and/or study room available for public functions, meetings, and community events. In the last few years, meeting and study room usage increased over 200%.

The library is the community's primary resource for residents seeking to further their learning. From literacy to technology skills, the library provides a multitude of resources for individuals and businesses. In FY 2016-17, the library will concentrate on maintaining each branch's existing facilities, meeting spaces and resources to better serve the community's needs.

Program 1 – Programs and Training
Library staff provide programs and training to assist the public in developing the skills they need to succeed in education, business and life.
Objectives:
Provide technology workshops, training sessions and one-on-one tutoring for the public.
Promote family literacy by planning and presenting literature based programs for youth and parents.
Provide authoritative reference assistance to patrons.
Sponsor and facilitate lifelong learning opportunities through adult programs and presentations, e.g., financial literacy, tax/legal issues, consumer health, small business, workforce/career development, and cultural enrichment.
Present STEAM (Science, Technology, Engineering, Arts and Mathematics) programs to enhance Lexington County student's academic potential.
Establish partnerships with businesses and other agencies to enhance the quality of life in the community.
Conduct workforce skills training and assist the public in the job application process.

Program 2 – Materials and Resources
Library Staff evaluate and maintain a quality collection of materials and resources to fulfill individuals and organizations informational and technological needs and interests.
Objectives:
Provide a collection that will help meet individuals' needs for informational, general educational, cultural, recreational, and intellectual growth. (LCPL Collection Development Policy, 2010)
Select and maintain a variety of formats to meet user needs, including large print and audio/visual materials
Select and maintain online resources, accessible 24/7, such as databases, eBooks, online magazines, and downloadable audio and videos.
Provide computers with Internet access and software to support personal and financial needs and providewifi to the public.
Provide printing, photocopying, faxing and scanning services.

Program 3 – Library facilities
Maintain facilities and grounds at 10 branches
Objectives:
Invest in the maintenance of existing facilities and grounds.
Evaluate and repurpose library facilities and space to meet the changing needs of the community, including community meeting rooms, training and tutoring spaces, and technology centers
Provide a safe and welcoming environment for patrons and staff.

Program 4 – Staffing
Ensure staffing levels, experience and training are sufficient to maintain quality service. SC State Library Standards recommend .5 FTE per 1000 capita. At this level LCPL should have 132 FTEs, but current staffing is at 104.5 FTE.
Objectives:
Provide staffing at each branch that meets SCSL Standards, including Professional Librarians.
Provide staffing at each branch to maintain quality research and technology assistance as well as public programs and training.
Cross train and reallocate personnel to respond to changing staffing needs within branches and the system.
Create individualized staff development plans, incorporating the American Library Association's Core Competencies for Library Staff.
Follow guidelines in the Staff Development Plan to identify current staff strengths and to match potential in order to meet current and future service needs.

SERVICE LEVELS

Service Levels:	Actual FY 13/14	Actual FY 14/15	Estimated FY 15/16	Projected FY 16-17
Reference Services:				
Research assistance	99,390	98,038	110,000	113,000
Job-related assistance	10,807	8,451	8,500	8,500
Technology assistance	21,807	29,076	31,000	33,000
Downloadable materials related assistance	6,176	5,797	5,800	6,000
Public programs and training:				
Total patron training workshops	318	112^	150	165
Total patron training attendance	605	489	525	575
Total programs	3,084	2,815	2,900	3,000
Total program attendance	81,043	73,499	75,000	77,000
Materials and Resources:				
Total downloadable books and databases	13,676	16,367	18,000	19,000
Total materials in print collection	659,822	662,893	660,000	658,000
Total materials downloaded	87,988	100,837	120,000	145,000
Total materials circulated	2,058,085	1,936,408	1,950,000	2,000,000
Total library computer use	141,774	142,796	145,000	147,000
Total wifi use	15,341	17,093	19,000	21,000
Total Interlibrary Loan requests	4,977	1,567*	1,700	1,800
Total registered borrowers	145,848**	142,796	146,000	148,000
Meeting Room Use:	n/a	5,797	7,000	8,000
Staff Training:				
Total staff training hours	2,638	2,866	2,925	3,000
Total staff training attendance	1,032	1,028	1,050	1,050

^In FY 16, individual reference assistance appointments were reflected as Reference Transactions
*In FY 15, the Library began a new revenue program that helped offset postage costs for Interlibrary Loan requests which resulted in a slight decrease in requests.
**Patron database was purged of expired records.

Source: SCSL FY 15 Statistical Survey

SECTION VI. - LINE ITEM NARRATIVES

SECTION VI. A. - LISTING OF REVENUES

437609 – PHOTOCOPIER SALES **$8,000**

The library provides photocopiers for the public for both information and research purposes and personal and business items. The library charges $.25 per page. (estimated revenue)

437620 – FAX SALES **$12,000**

The library provides a fax service for the public at $1.00 per page. (estimated revenue)

438300–VENDING MACHINE SALES **$400**

Revenue from contracted sales.

449000 – LIBRARY BOOK FINES **$255,000**

Library fines and fees are collected from patrons who return overdue library materials and/or lost or damaged items. The amount per item varies from $.20 per day for books, magazines, and audio books to $.75 per day for videos. The charges for a lost or damaged item are the price listed in the library's database plus a $5.00 processing fee. (estimated revenue)

461000 – INVESTMENT INTEREST **$20,000**

469200 – DONATED CAPITAL ITEMS **$500**

Computer hardware and furniture items donated by the Friends or public

469900 – MISCELLANEOUS REVENUE **$1,000**

Rebates for upgrading utilities.

SECTION VI. B. - PERSONNEL LINE ITEM NARRATIVES

510100 – SALARIES AND WAGES **$3,137,905**

Salaries and wages for 77 full time staff in Library Administration, 10 branch libraries and 1 bookmobile. The staff covers 471 service hours per week.

510200 – OVERTIME **$1,000**

In the event of an emergency full-time staff may need to work overtime to continue services to the public.

510300 – PART-TIME **$800,477**

Salaries for 55 regular part-time employees plus 1 Student Intern.

511112 - FICA – EMPLOYER'S PORTION **$301,363**

511113 – SCRS – EMPLOYER'S PORTION **$435,696**

511120 – EMPLOYEE INSURANCE – EMPLOYER'S PORTION **$600,600**

511130 – WORKER'S COMPENSATION **$11,673**

511131 - SC UNEMPLOYMENT **$0**

511213 – STATE RETIREMENT - RETIREE **$0**

511214 – POLICE RETIREMENT – RETIREE **$0**

519901 – SALARY & WAGES ADJUSTMENT ACCOUNT **$0**

519999 – PERSONNEL CONTINGENCY **$105,775**

SECTION VI. B - LISTING OF POSITIONS

Current Staffing Level: 132 Total – 77 full time and 55 part time

Location	Job Title	Positions	FTE	Grade
Administration				
	Director	1	1	217
	Deputy Director	1	1	215
	Systems Librarian	1	1	213
	System Training Coordinator	1	1	212
	Library Administrator	4	4	211
	Financial Coordinator	1	1	112
	PC/LAN Specialist III	1	1	112
	PC/LAN Specialist II	1	1	111
	Bookmobile Manager	1	1	110
	Admin & Marketing Coordinator	1	1	107
	Library Assistant III - Bookmobile	1	1	107
	Catalouger	3	3	105
	Library Assistant II – Tech/Acq	1	.5	105
	Administrative Assistant I	1	.5	104
	Library Assistant I – Tech/Acq	1	.5	103
	Receptionist	1	1	102
	Custodial Worker	1	1	102
	Library Courier	2	2	101
	Total	24	22.5	
Batesburg-Leesville Branch				
	Branch Librarian III	1	1	207
	Library Assistant III	2	1.5	107
	Library Assistant II	4	3	105
	Total	7	5.5	
Lexington Main Library				
	Librarian IV	1	1	210
	Librarian III	1	1	208
	Librarian II	2	2	207
	Librarian I	3	3	206
	Circulation Coordinator	1	1	107
	Library Assistant III	6	4.5	107
	Library Assistant I	10	6.5	103
	Clerk	3	2	101
	Student Intern	1	0.5	101
	Total	28	21.5	

Location	Job Title	Positions	FTE	Grade
Cayce-West Columbia Branch				
	Librarian IV	1	1	210
	Librarian III	1	1	208
	Librarian II	2	2	207
	Librarian I	1	1	206
	Circulation Coordinator	1	1	107
	Library Assistant III	6	4.5	107
	Library Assistant I	6	4.5	103
	Custodian	1	1	102
	Clerk	3	1.5	101
	Total	22	17.5	
Irmo Branch				
	Librarian IV	1	1	210
	Librarian III	1	1	208
	Librarian II	2	2	207
	Circulation Coordinator	1	1	107
	Library Assistant III	6	5	107
	Library Assistant I	10	6.5	103
	Custodian	1	1	102
	Clerk	3	1.5	101
	Total	25	19	
Chapin Branch				
	Branch Librarian III	1	1	208
	Library Assistant III	3	2	107
	Library Assistant II	3	1.5	105
	Total	7	4.5	
South Congaree-Pine Ridge Branch				
	Branch Librarian III	1	1	208
	Library Assistant III	3	2	107
	Total	4	3	
Swansea Branch				
	Branch Librarian III	1	1	208
	Library Assistant III	2	1	107
	Total	3	2	

Location	Job Title	Positions	FTE	Grade
Gaston Branch				
	Branch Librarian III	1	1	208
	Library Assistant III	2	1.5	107
	Total	3	2.5	
Pelion Branch				
	Branch Librarian III	1	1	208
	Library Assistant III	3	2	107
	Library Assistant II	2	1.5	105
	Total	6	4.5	
Gilbert-Summit Branch				
	Branch Librarian III	1	1	208
	Library Assistant III	2	1	107
	Total	3	2	
	Total Library	132	104.5	

ORGANIZATIONAL CHART

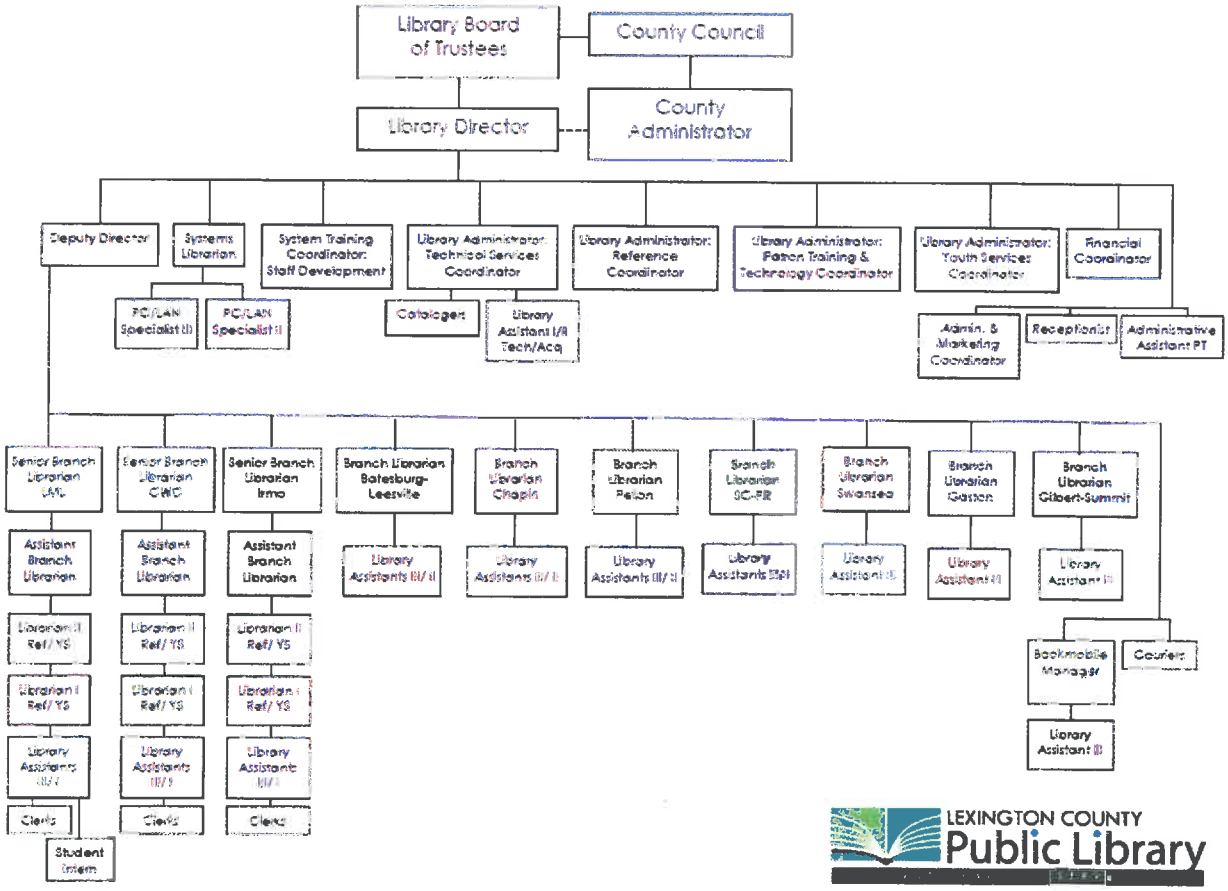

SECTION VI. C. - OPERATING LINE ITEM NARRATIVES

ORGANIZATION 230099 – LIBRARY/NON-DEPARTMENTAL

520100 – CONTRACTED MAINTENANCE **$14,927**

Costs obtained from quotes provided by maintenance vendors or county contracts.

(3) Microfilm Reader/Printers – $2,030
(2) Telephone system Irmo and Pelion branches – $1,410
(1) Telephone system at Cayce-West Columbia Branch – $1,164
(10) Security System for all 10 buildings – $3,180
(1) Elevator (3) Lifts (2) Dumbwaiters-$3,708
(2) Photocopiers – $1,550
Fire Extinguishers – $1,000
Garage Doors – $360
Pest control special treatment - $525

520200 – CONTRACTED SERVICES **$31,980**

Consulting services for library computer network – $3,000
Recycle lightbulbs - $180
Collection agency services to retrieve long overdue materials and unpaid fines – $28,000

Note: Collection agency costs are more than offset by revenue generated. The Library receives four times the service costs in the recovered funds and materials we get back.

520206 – BACKGROUND HISTORY SCREENING **$100**

520213 – CONTRACTED LITERACY PROGRAMS **$37,850**

The Library utilizes professional contracted presenters, including authors to present literary programs and special events especially for larger audiences. These programs promote literature and library services for children and adults. Such programs help establish early literacy skills and maintain common core skills for students of all ages, especially during the Summer Reading Program. Increase reflects 10 additional programs. The increase is to include literacy programs for large audiences of children from 8-11 years of age.

Children's Programs: $21,050
Tween Programs: $5,000
Teen Programs: $6,100
Adult Programs: $5,700

520220 – BOOK BINDING **$325**

For professional bookbinding of periodicals and books, such as the Twin City News or other pertinent SC archival resources.

520233 – TOWING SERVICE **$65**

520242 – HAZARDOUS MATERIALS DISPOSAL **$250**

For professional clean up of bio-hazardous materials.

520300 –PROFESSIONAL SERVICES **$0**

For professional job evaluation services.

ORGANIZATION 230099 – LIBRARY/NON-DEPARTMENTAL

520303 – ACCOUNTING/AUDITING SERVICES **$2,800**

The Library's share of the County's audit.

520400 – ADVERTISING & PUBLICITY **$7,000**

Public relations are vital to inform citizens and businesses of all the library services available. These funds will be used to pay for printing costs for program brochures, advertisements and telephone book listings. The increase reflects the rise in the number adult programs and workshops over the past three years.

520500 – LEGAL SERVICES **$500**

Attorney fees related to legal services for the Library.

520702 – TECHNICAL CURRENCY & SUPPORT **$135,519**

Costs obtained from quotes provided by maintenance/service vendors. Change in line item is due to increase in maintenance fees as quoted by vendors.

Polaris Integrated Library System (Software Maintenance and Upgrades) – $91,422
LEAP – web platform for Polaris Integrated Library System – 20,384
Business Oriented Software (BOSS) – $1,855
Telephony server warranty - $1,000
Software House Intl (Ghost) – $4,700
LPT1 Print Management/PC Reservation – $2,968
Software House Intl (LandDesk/SHAVLIK Antivirus) – $10,718
Software House Intl (Deepfreeze) – $1,125
Software House Intl (Solarwinds Dameware) $369
Dell VMware Support - $1,300
ThreatTrack Antivirus – VIPRE Business Premium - $4,330

520703 – COMPUTER HARDWARE MAINTENANCE **$22,000**

Funds are used to maintain hardware, including switches, firewall, router. Quote from DataNetwork Solutions

521200 – OPERATING COSTS **$15,000**

Operating costs for system literacy programs and initiatives. Includes Summer Reading Program supplies. (line item moved from Escrow acct)

522000 – BUILDING REPAIRS AND MAINTENANCE **$40,000**

The Library works with the Building Services Department of Lexington County to maintain the inside and outside of the 10 branch libraries. These funds are necessary to purchase materials and services to make repairs to any of the ten buildings in the library system which are heavily used by the public. Library branches vary in age, the majority being between 15 and 45 years old. The amount in this line item will increase as buildings age.

522001 – CARPET/FLOOR CLEANING **$5,000**

This is an estimate for the Main Library and most of the library branches based on the County contract cost

per square foot. Cleaning is scheduled on a rotation throughout the system, prioritizing in heavy traffic areas.

ORGANIZATION 230099 – LIBRARY/NON-DEPARTMENTAL

522200 – SMALL EQUIPMENT REPAIRS & MAINTENANCE **$5,000**

Funds will be used to make repairs to small equipment such as office equipment (computer, printers, etc.) and appliances. The amount is based on trend analysis over the last several years, as well as repairing some equipment instead of purchasing new.

ORGANIZATION 230099 – LIBRARY/NON-DEPARTMENTAL

522300 – VEHICLE REPAIRS & MAINTENANCE **$2,500**

The library has 5 vehicles: a bookmobile, 2 vans, and 2 utility vehicles, the latter two being 2 years old or less.

524100 – VEHICLE INSURANCE **$2,730**

This amount will cover 5 vehicles: the bookmobile, 2 vans, and 2 utility vehicles. Amount based on information provided by Risk Manager. Slight increase with additional vehicle in FY 15-16.

524101 – COMPREHENSIVE INSURANCE **$250**

Amount based on information provided by Risk Manager.

524900 – DATA PROCESSING EQUIPMENT INSURANCE **$1,198**

Insures computers, servers, and network devices. Amount based on information provided by Risk Manager.

525020 – PAGERS AND CELL PHONES **$1,320**

5 mobile telephones assigned to 2 couriers, Systems (IT staff), and 1each in Irmo and Cayce-West Columbia Branches for tornado notification. Necessary to communicate safety and emergency warnings and concerns or network issues to Systems (IT) staff that are on call.

525021 – SMART PHONE **$1,908**

This amount represents the cost of a Smart Phone for the Director and Deputy Director to be able to communicate with staff and other agencies throughout the day and night if needed. Increase due to addition Smart Phone for bookmobile staff in order to access library data to better assist patrons, including the library's electronic resources and website, as well as maps and to communicate with patrons throughout the day while on route.

525210 – CONFERENCE & MEETING EXPENSES **$7,500**

This appropriation is used for staff to attend state, regional, and national conferences and other meetings directly related to library services, including the annual meeting and training conference of the SC Library Association, American Library Association and SC Association of School Media Specialists. It also includes funds for educational workshops, training courses, and continuing education programs, especially but not limited to the SC State Library, Midlands Technical College and the USC-School of Library and Information Science. These programs allow staff to update their skills and keep abreast of current developments in libraries and their services, including management and administration of libraries and may be held on-site. Selected staff may attend training classes related to their field of expertise from literacy to computer/network. Specific conference information and course descriptions are made available throughout the year, and staff is chosen based on the benefits to their current job and their specific area of specialization.

ORGANIZATION 230099 – LIBRARY/NON-DEPARTMENTAL

525211 – LIBRARY BOARD EXPENSES **$2,000**

The Library Board meets monthly, with special called meetings on occasion. These funds provide a lunch during regular meetings, travel expenses on Library business, costs for workshops or conferences, and other expenses directly related to Board business. Increase reflects FY 15-16 expenses that rose due to inflation.

525230 – SUBSCRIPTIONS, DUES, AND BOOKS **$182,271**

The largest expenditure in this account is for periodicals, magazines and newspapers that the Library purchases for public use at 10 branches and the Bookmobile. It also includes the cost of subscribing to and maintaining cataloging databases, platforms for downloadable books (Overdrive) and magazines (Zinio), and subscriptions to research databases that are made available online to the public within each branch as well as from a personal computing device. A small amount is used to pay for the dues to professional organizations such as the South Carolina Library Association and the Association of Public Library Administrators.

525240 – PERSONAL MILEAGE REIMBURSEMENT **$12,000**

Reimbursement for Library staff who are required to travel within the library system as part of their job as well as for those attending local and regional meetings and workshops.

525250 – MOTOR POOL REIMBURSEMENT **$200**

If one or more library assigned vehicles were unavailable, library staff may need to utilize the motor pool to continue to provide resources and programs to the branches and the public in a timely manner.

525400 – GAS, FUEL & OIL **$10,000**

Provides funds for gas, diesel fuel, and oil for 5 vehicles. Cost estimate based on $2.40 (gas) and $2.85 (diesel) per gallon from Fleet Services Manager.

525600 – UNIFORMS & CLOTHING **$200**

Provides uniforms for the library's 3 custodial workers.

525700– EMPLOYEE SERVICE AWARDS **$20**

The Library established an Employee Recognition Program and this account will be used for the plaque and signage.

526500 – LICENSES & PERMITS **$4,190**

The Library presents programs for the public that include movies and documentaries. The license is required for each branch to show copyrighted films to the public. Slight increase based on quote from sole source vendor.

529903 – CONTINGENCY **$1,500**

Contingency funds to address emergency building maintenance and/or unforeseen changes in pricing due the change in supply and demand.

LIBRARY ACCOUNTS BY BRANCH

520103 – LANDSCAPE/GROUNDS MAINTENANCE **$40,260**

Annual contracted landscaping and ground maintenance costs for 10 library facilities.

230005 – $0
230010 – $5,460
230020 – $6,240
230030 – $2,400
230040 – $5,280
230050 – $3,480
230055 – $3,660
230060 – $2,760
230070 – $3,360
230080 – $3,300
230090 – $4,320

520200 – CONTRACTED SERVICES **$65,671**

Contracted costs for to maintain cleanliness and safety of 10 branches including, housekeeping/cleaning services, security services, pest control and testing services.

230005 – $0

230010 – $4,200
Cleaning service – $3,960
Pest control – $240

230020 – $625
Pest control – $500
Elevator inspections – $125

230030 – $37,966
Security guard – $36,671
Pest control – $420
Sprinkler System Test - $500
Chair lift inspections - $375

230040 – $420
Pest control – $420

230050 – $5,300
Cleaning service – $4,800
Pest control – $500

230055 – $3,180
Cleaning service – $2,700
Pest control – $480

230060 – $3,180
Cleaning service – $2,700
Pest control – $480

230070 – $3,180
Cleaning service – $2,700

Pest control – $480

LIBRARY ACCOUNTS BY BRANCH

520200 – CONTRACTED SERVICES

Continued:

230080 – $4,440
Cleaning service – $4,200
Pest control – $240

230090 – $3,180
Cleaning service – $2,940
Pest Control – $240

520231 – GARBAGE PICKUP SERVICE **$4,651**

Contracted weekly garbage service pick up for 10 branches

230005	$0	230055	$480
230010	$480	230060	$0
230020	$744	230070	$480
230030	$744	230080	$480
230040	$564	230090	$223
230050	$456		

521000 – OFFICE SUPPLIES **$28,400**

Office supplies include all necessary supplies for daily operation, including pens, pencils, printer ribbons, printed forms, toner, computer paper, file folders, and other miscellaneous items. The amount for Account #230005 reflects the cost of materials used both in the administrative offices and in system-wide programs.

230005	$7,000	230055	$800
230010	$1,600	230060	$850
230020	$5,650	230070	$800
230030	$4,500	230080	$1,000
230040	$4,700	230090	$800
230050	$700		

521100 – DUPLICATING **$3,320**

Pays for the contracted per-copy cost for the public photocopiers.

230005	$850	230055	$125
230010	$250	230060	$100
230020	$500	230070	$350
230030	$250	230080	$220
230040	$500	230090	$75
230050	$100		

LIBRARY ACCOUNTS BY BRANCH

521200 – OPERATING SUPPLIES **$40,250**

The amount in #230005 (Administration) is for supplies such as all housekeeping and cleaning supplies for the main library building and all processing supplies for the books and audiovisual materials that are purchased each year for the centralized services of the Library System (book covers, labels, tapes and glues, repair materials, cases for DVDs and Audio Books, security strips, etc.) and library cards for the patrons.

All general housekeeping supplies for each building, for both staff and patrons. The items are distributed by library staff and contracted cleaning services.

230005	$25,500	230055	$1,100
230010	$1,100	230060	$500
230020	$1,500	230070	$1,000
230030	$3,600	230080	$1,000
230040	$3,500	230090	$250
230050	$1,200		

524000 – BUILDING INSURANCE **$33,212**

Premiums based on information from Risk Management.

230005	$0	230055	$903
230010	$1,682	230060	$1,236
230020	$6,016	230070	$1,406
230030	$8,464	230080	$1,753
230040	$7,084	230090	$1003
230050	$3,665		

524201 – GENERAL TORT LIABILITY INSURANCE **$2,937**

Premiums based on information from Risk Management.

230005	$1,005	230055	$49
230010	$122	230060	$49
230020	$537	230070	$49
230030	$416	230080	$98
230040	$465	230090	$49
230050	$98		

LIBRARY ACCOUNTS BY BRANCH

524202 – SURETY BONDS **$0**

Premiums based on information from Risk Management. Paid every three years.

230005	$0	230055	$0
230010	$0	230060	$0
230020	$0	230070	$0
230030	$0	230080	$0
230040	$0	230090	$0
230050	$0		

525000 – TELEPHONE **$34,127**

In 1996 Congress mandated that the FCC provide discounted telecommunications, Internet connectivity to eligible schools and libraries. In the past the Library had applied for the Federal "E-Rate" Program, administered through the South Carolina State Library. The telephone costs to the Library had been reduced according to each branch's eligibility based on the poverty level of each community's school district. However, the modernization of the "E-Rate" program began in January 2015, and the telecommunications program is being phased out, and so the full services charges are listed by account.

The amount $34,127 is the budgeted based on FY 15-16 charges. The increase in cost is due to the Federal "E-Rate" Program being phased out.

230005	$7,030	230055	$2,628
230010	$1,973	230060	$1,614
230020	$6,018	230070	$1,972
230030	$4,112	230080	$750
230040	$4,537	230090	$914
230050	$2,579		

525041 – EMAIL SERVICE CHARGES **$17,387**

Cost based on $6.75 per account each month. Increase due to the inclusion of all part time staff in FY 2015.

230005	$3,451	230055	$512
230010	$1,023	230060	$384
230020	$3,579	230070	$384
230030	$2,940	230080	$767
230040	$3,068	230090	$384
230050	$895		

LIBRARY ACCOUNTS BY BRANCH

525100 - POSTAGE **$9,050**

The library mails letters and notices to patrons about overdue items and to promote public programs. Postage also includes the cost to ship books for interlibrary loan (ILL).

230005	$1,500	230055	$300
230010	$500	230060	$100
230020	$2,100	230070	$100
230030	$2,000	230080	$200
230040	$2,000	230090	$50
230050	$200		

525377 - UTILITIES **$331,552**

Cost for utilities at 10 library branches.

230005	$0	230055	$8,288
230010	$15,446	230060	$7,549
230020	$139,074	230070	$8,190
230030	$46,093	230080	$14,644
230040	$69,790	230090	$7,690
230050	$14,788		

SECTION VI. D. – CAPITAL LINE ITEM NARRATIVES

ORGANIZATION 230099 – LIBRARY/NON-DEPARTMENTAL

540000 – SMALL TOOLS & MINOR EQUIPMENT **$14,000**

Funds are used to purchase office and library machines and equipment in order to move and display library materials and resources.

540002 - MICROFORMS **$7,802**

Funds are used to purchase periodicals, magazines, and newspapers on microfilm and microfiche and genealogical material on microfilm, ex. census records. Slight increase due to vendor charges.

540006 – LIBRARY MATERIALS (BOOKS, AUDIOVISUAL) **$1,043,996**

Main account used for purchasing the Library's books, eBooks and audio visual materials (DVDs, audiobooks, etc.) for public use for the Main Library, 9 branches and the bookmobile.

540010 – MINOR SOFTWARE **$2,000**

Patron Training and Technology programs are a vital part of library services. As new technologies and services evolve, software is identified and/or upgraded to provide the public with access to software that will enable them to complete academic and personal business. As the library adds new formats and services, related software must be updated. These are one-time expenditures that can be maintained under the Technical Currency & Support Account.

5A CARPET FLOORING - CHAPIN BRANCH **$43,598**

Replace existing carpet and ceramic tile in public areas; includes reset of shelving, furniture and equipment. Recommendation and quote from Building Services Manager.

5A EXIT DOORS - CHAPIN BRANCH **$1,698**

Replace existing doors due to deterioration. Recommendation and quote from Building Services Manager.

5A TREE REMOVAL – IRMO BRANCH **$16,445**

Remove tree line which has compromised water waste line, roof and gutter system. Recommendation and quote from Building Services Manager

5A ADA COMPLIANT SLIDING DOORS –GILBERT-SUMMIT BRANCH **$28,850**

The current doors are heavy and dangerous to enter and exit, especially by the public who may have young children and/or a physical disability. Quoted by Building Services.

5A PAINT EXTERIOR OF BUILDING-GILBERT-SUMMIT BRANCH **$8,781**

Pressure washing, painting and sealing exterior walls. Recommended and quoted by Building Services Manager.

5A PARKING LOT RESURFACING – SWANSEA BRANCH **$18,513**

Existing parking lot's asphalt is failing and stripping is not visible. Recommended and quoted by Building Services.

5A PARKING LOT RESURFACING – PELION BRANCH **$30,855**

Existing parking lot's asphalt is failing and stripping is not visible. Recommended and quoted by Building Services Manager.

ORGANIZATION 230099 – LIBRARY/NON-DEPARTMENTAL

5A HVAC IN DATA CLOSET-SWANSEA BRANCH $3,531
Installation of mini-split system to maintain cooler temperature for data closet which houses computer hardware. Recommendation and quote from Building Services Manager.

5A HVAC IN DATA CLOSET-SOUTH CONGAREE-PINE RIDGE BRANCH $3,531
Installation of mini-split system to maintain cooler temperature for data closet which houses computer hardware. Recommendation and quote from Building Services Manager.

5A MODIFY PUBLIC SERVICE DESK-SWANSEA BRANCH $2,420
Extend original service desk. Desk is incompatible with computer and technology services for the public. Quoted by Building Services.

5A MODIFY PUBLIC SERVICE DESK-SOUTH CONGAREE-PINE RIDGE BRANCH $2,420
Extend original service desk. Desk is incompatible with computer and technology services for the public. Quoted by Building Services.

5A ROOF REPLACEMENT – IRMO BRANCH LIBRARY $99,715
Facility nearing 20 years of age. Multiple maintenance issues due to life expectancy. Recommendation and quote from Building Services Manager.

**** Total Capital $1,328,155**

SECTION IV

COUNTY OF LEXINGTON
Capital Item Summary
Fiscal Year - 2016-17

Fund # 2300 Fund Title: Local Funds
Organization # 230099 Organization Title: Library/Non-Department
Program # Program Title:

Qty	Item Description	***BUDGET*** 2016-17 Requested Amount
	Continue from page 1	260,357
540000	Small Tools & Minor Equipment	14,000
540002	Microforms	7,802
540006	Library Materials (Books, Audio Visual)	1,043,996
540010	Minor Software	2,000
	**** Total Capital (Transfer Total to Section III)**	**1,328,155**

SECTION III

COUNTY OF LEXINGTON
NEW PROGRAM-Reclassification Catalouger to Librarian I
2300-230005
Annual Budget
Fiscal Year - 2016-17

Fund: 2300
Division: 230005
Organization: Library - Administration

Object Expenditure Code	Classification	BUDGET 2016-17 Requested	2016-17 Recommend	2016-17 Approved
	Personnel	28,144 to 39246		
510100	Salaries & Wages -	11,102		
510200	Overtime			
511112	FICA Cost	846		
511113	State Retirement	1,228		
511120	Insurance Fund Contribution -	0		
511130	Workers Compensation	34		
511213	State Retirement - Retiree			
	*** Total Personnel**	**13,210**		
	Operating Expenses			
520300	Professional Services			
520702	Technical Currency & Support			
520800	Outside Printing			
521000	Office Supplies			
521100	Duplicating			
521200	Operating Supplies			
524000	Building Insurance			
524201	General Tort Liability Insurance			
524202	Surety Bonds -			
525000	Telephone			
525021	Smart Phone Charges			
525041	E-mail Service Charges -			
525100	Postage			
525110	Other Parcel Delivery Service			
525210	Conference & Meeting Expense			
525230	Subscriptions, Dues, & Books			
525240	Personal Mileage Reimbursement			
525300	Utilities - Admin. Bldg.			
	*** Total Operating**	**0**		
	**** Total Personnel & Operating**	**13,210**		
	Capital			
540000	Small Tools & Minor Equipment			
540010	Minor Software			
	All Other Equipment			
	**** Total Capital**	**0**		
	***** Total Budget Appropriation**	**13,210**		

SECTION V. – PROGRAM OVERVIEW

230005 - New Program/Reclassification
Cataloger (000675)
to Librarian I
Library Administration

The library currently has one professional librarian in the Technical Services Department. As the types of resources, materials, and services that the library offers continues to transform and grow to meet the needs of the community, responsibilities have increased and duties have changed in scope, but staffing has remained unchanged. The addition of another professional librarian to the department will provide someone with the knowledge to assist in collection development, acquisitions, and cataloging responsibilities as the library's collection grows with the community. This position will also provide an additional supervisory level within the department. The current vacancy of a Cataloger due to a retirement makes for a timely transition of this position to a Librarian I in order to meet the growing needs of the department.

This position would require Collection Development knowledge in order to assist in building a collection of quality and timely library materials that meet the technological, educational, and recreational needs of the community. This person would make purchasing decisions, evaluate existing materials, and work within established budgets. They would perform acquisitions' tasks such as communicating with vendors, submitting orders, and rectifying problems. Library cataloging skills would also be required as they would be performing original and copy cataloging for books, eBooks, CDs, and DVDs. Authority control, database management, and maintenance of MARC records, particularly those for the growing eBook collection would be a major responsibility of this employee.

The library's eBook collection has increased from a start of 1,589 titles in 2010 to over 16,655 titles in December, 2015, an increase of 948% over 5 years. This digital collection requires editing of new MARC records as they are imported into the system, ongoing maintenance of existing authority records, and purging of records for titles whose contract has expired. Many eBooks are subject to publisher specifications as to how many check outs are allowed before a title expires and becomes unavailable. This results in constant maintenance of database records in order to maintain an accurate catalog of what is available to the public. This ongoing maintenance has increased daily workload in the Technical Services Department.

Therefore, we are requesting the Cataloger position be reclassified to Librarian I to meet the current demands and requirements related to electronic books and changing formats. This would also be a systematic step in helping the library to meet minimum staffing standards.

The Librarian I (band 206) would report to the Library Administrator in charge of Technical Services. The increase in funding to this position would be $13,210. The position would change from Non-Exempt to Exempt status.

SECTION III

COUNTY OF LEXINGTON
NEW PROGRAM-Librarian I
2300-230005
Annual Budget
Fiscal Year - 2016-17

Fund: 2300
Division: 230005
Organization: Library - Adminstration

Object Code	Expenditure Classification	2016-17 Requested	BUDGET 2016-17 Recommend	2016-17 Approved
	Personnel			
510100	Salaries & Wages -	39,246		
510200	Overtime			
511112	FICA Cost	2,991		
511113	State Retirement	4,341		
511120	Insurance Fund Contribution -	7,800		
511130	Workers Compensation	122		
511213	State Retirement - Retiree			
	* **Total Personnel**	~~54,499~~	54,500	
	Operating Expenses			
520300	Professional Services			
520702	Technical Currency & Support			
520800	Outside Printing			
521000	Office Supplies			
521100	Duplicating			
521200	Operating Supplies			
524000	Building Insurance			
524201	General Tort Liability Insurance			
524202	Surety Bonds -			
525000	Telephone			
525021	Smart Phone Charges			
525041	E-mail Service Charges -	81		
525100	Postage			
525110	Other Parcel Delivery Service			
525210	Conference & Meeting Expense	300		
525230	Subscriptions, Dues, & Books			
525240	Personal Mileage Reimbursement	100		
525300	Utilities - Admin. Bldg.			
	* **Total Operating**	481		
	** **Total Personnel & Operating**	~~55,461~~	54,981	
	Capital			
540000	Small Tools & Minor Equipment			
540010	Minor Software			
	All Other Equipment			
	** **Total Capital**	0		
	*** **Total Budget Appropriation**	~~55,461~~	54,981	

SECTION V. – NEW PROGRAM

230005 - New Program
Librarian I
Library Administration

Lexington County Public Library System currently uses Polaris as its ILS (Integrated Library System). This database houses all patron and material records and requires ongoing updates and records management. The Systems Librarian, the System Training Coordinator, and the Technical Services Library Administrator all share duties related to managing, updating, and training staff on using this system.

As the library system grows and collections expand to include new technologies such as eBook databases that have to be integrated with our ILS and as upgrades and changes to technology occur, there has developed a need for a staff member who can focus their duties on tasks associated with Polaris. This Librarian I position would assist administrative staff with database management, circulation and customer service, and staff development with a focus on Polaris. They would train staff on the database and facilitate quarterly system-wide circulation meetings, interpret circ-related policies and procedure changes to staff, serve as a point of contact for circ-related questions and complaints from customers, oversee Polaris reports, and help implement Polaris upgrades.

Therefore, we are requesting the addition of a Librarian I position to be added to the staffing of Library Administration. This would also be a systematic step in helping the library to meet minimum staffing standards. South Carolina Public Library Standards, revised in 2012 indicate minimum staffing levels of .5 FTE per 1000 capita and a target staffing rate of .75 FTE per 1000. The Library currently has **104.5** FTEs and should have a minimum of **131** FTEs with a target of 196 FTEs.

The increase in funding to support this position would be ~~$55,461~~ 54,981. The Librarian I (band 206) would report to the System Training Coordinator.

SECTION III

COUNTY OF LEXINGTON
NEW PROGRAM-Librarian I
2300-230030
Annual Budget
Fiscal Year - 2016-17

Fund: 2300
Division: 230030
Organization: Library - Cayce-West Columbia

Object Expenditure Code	Classification	2016-17 Requested	BUDGET 2016-17 Recommend	2016-17 Approved
510300	**Personnel**			
~~510100~~	Salaries ~~& Wages~~ - Part Time	12,291		
510200	Overtime			
511112	FICA Cost	937		
511113	State Retirement	1,359		
511120	Insurance Fund Contribution -	0		
511130	Workers Compensation	38		
511213	State Retirement - Retiree			
	*** Total Personnel**	**14,625**		
	Operating Expenses			
520300	Professional Services			
520702	Technical Currency & Support			
520800	Outside Printing			
521000	Office Supplies			
521100	Duplicating			
521200	Operating Supplies			
524000	Building Insurance			
524201	General Tort Liability Insurance			
524202	Surety Bonds -			
525000	Telephone			
525021	Smart Phone Charges			
525041	E-mail Service Charges -	81		
525100	Postage			
525110	Other Parcel Delivery Service			
525210	Conference & Meeting Expense			
525230	Subscriptions, Dues, & Books			
525240	Personal Mileage Reimbursement			
525300	Utilities - Admin. Bldg.			
	*** Total Operating**	**81**		
	**** Total Personnel & Operating**	~~14,787~~	14,706	
	Capital			
540000	Small Tools & Minor Equipment			
540010	Minor Software			
	All Other Equipment			
	**** Total Capital**	**0**		
	***** Total Budget Appropriation**	~~14,787~~	14,706	

SECTION V. – PROGRAM OVERVIEW

230030 -New Program
Part-time Library Assistant I
Cayce-West Columbia Branch Library

The Cayce-West Columbia Branch Library is the third largest branch in the system. It is open 67 hours per week and has three public service desks: Circulation, Youth Services, and Reference. The branch issues an average of 170 new membership cards per month.

Staff at the Circulation Desk are often the first point of contact a patron has upon entering the library. They register new members and explain policies regarding check out limits, renewals, over dues, fines, and fees. They provide one-on-one assistance and instruction regarding library resources and services. They explain meeting and study room policies and make reservations for customers. They maintain the library's collection by assessing physical quality of materials, sorting items for shelving and courier transfer, and processing new materials. They perform a variety of additional duties to keep the library operational such as opening and closing the facility, updating signage and informational materials, maintaining the physical appearance of public spaces, and proactively addressing safety and security issues. Often they are called upon to process materials after hours and on holidays in order to keep workflow up to date.

Unlike at Lexington Main Library and Irmo Branch Library, clerks at the Cayce-West Columbia Branch Library are often called away from their shelving duties to help man the Circulation Desk. Over the past five years this occurred on average 22.36 hours a month. This requires additional training for these staff in circulation duties. In turn, circulation staff are utilized to cover the public service desk in the Youth Services and Reference Departments on an ongoing basis when staff are out, at training, or conducting public workshops and programs. This requires additional training for these staff in youth services and reference duties. This reduces staffing hours in their assigned department and often presents a hardship. Another hardship situation occurs every sixth week of the schedule when only two staff are on the weekend schedule due to the every other weekend rotation of part-time staff and the every third weekend rotation of full-time staff. Staff have to be rearranged throughout the daily schedule to cover breaks, lunches, and periods of heavy traffic on these weekends.

Therefore, we are requesting an additional part-time Library Assistant I position be added to the staffing of the Circulation Department at this branch. This would also be a systematic step in helping the library to meet minimum staffing standards. South Carolina Public Library Standards, revised in 2012 indicate minimum staffing levels of .5 FTE per 1000 capita and a target staffing rate of .75 FTE per 1000. The Library currently has **104.5** FTEs and should have a minimum of **131** FTEs with a target of 196 FTEs.

The increase in funding to support this position would be ~~$14,787~~ 14,706. The part-time Library Assistant I (band 103) would report to the Assistant Branch Librarian III.

SECTION III

COUNTY OF LEXINGTON
NEW PROGRAM-Reclassification Library Assistant I to Library Assistant III
2300-230040
Annual Budget
Fiscal Year - 2016-17

Fund: 2300
Division: 230040
Organization: Library - Irmo Branch

Object Expenditure Code	Classification	BUDGET 2016-17 Requested	2016-17 Recommend	2016-17 Approved
510300	**Personnel** Part Time	12291 to 16111		
~~510100~~	Salaries ~~& Wages~~ -	3,820		
510200	Overtime			
511112	FICA Cost	291		
511113	State Retirement	422		
511120	Insurance Fund Contribution -	0		
511130	Workers Compensation	12		
511213	State Retirement - Retiree			
	* **Total Personnel**	4,545		
	Operating Expenses			
520300	Professional Services			
520702	Technical Currency & Support			
520800	Outside Printing			
521000	Office Supplies			
521100	Duplicating			
521200	Operating Supplies			
524000	Building Insurance			
524201	General Tort Liability Insurance			
524202	Surety Bonds -			
525000	Telephone			
525021	Smart Phone Charges			
525041	E-mail Service Charges -			
525100	Postage			
525110	Other Parcel Delivery Service			
525210	Conference & Meeting Expense			
525230	Subscriptions, Dues, & Books			
525240	Personal Mileage Reimbursement			
525300	Utilities - Admin. Bldg.			
	* **Total Operating**	0		
	** **Total Personnel & Operating**	4,545		
	Capital			
540000	Small Tools & Minor Equipment			
540010	Minor Software			
	All Other Equipment			
	** **Total Capital**	0		
	*** **Total Budget Appropriation**	4,545		

SECTION V. – PROGRAM OVERVIEW

230040 – New Program/Reclassification
Library Assistant I
to Library Assistant III
Irmo Branch Library

The Irmo Branch Library is the second largest branch of the Lexington County Public Library System. It is open 67 hours per week and has three public service desks: Circulation, Youth Services, and Reference. The Reference Department is responsible for assisting customers with computer usage, reference, technological assistance, job related transactions, and adult programming. This past year saw an increase of 33% in individual reference transactions for technology and workforce assistance.

Currently the department is led by a Librarian II who supervises one full-time Library Assistant III, one full-time Library Assistant III who is shared with the Youth Services Department, and one part-time Library Assistant III for a total of 120 man power hours. To assist the public in using the computers, with printing, photocopying, and faxing, and with utilizing the reference resources the public service desk needs to be manned the entire 67 hours the library is open by at least one person. Two staff manning this desk is the ideal number to meet the needs of the community in providing assistance with lengthier transactions such as job searching, resume help, technological assistance with computers, the Wi-Fi, eBook services, and lengthy research transactions such as genealogical, small business, or educational inquiries.

In addition to manning the desk and helping customers with technology, job searching, or research related inquiries, the staff are also responsible for conducting workshops and programs within the library and as well as in the community. One-on-One technology training sessions, group computer classes, and adult learning and literacy programs such as book clubs and author events are part of the regular schedule. Outreach programs were conducted at area senior centers such as the Shepherd Center and AHEPA apartments. With the increasing number of workshops and programs being offered it limits staff time on the desk.

Staff also require time off the public service desk to meet other responsibilities of their job such as planning for programs and outreach, establishing partnerships in the community, completing Collection Development projects, and continuing their training to better enable them to serve the public with ever changing technologies.

Therefore, we are requesting to relocate a part-time Library Assistant I position from the Circulation Department to the Reference Department and to upgrade this to a Library Assistant III position which requires more advanced technological and research knowledge. Over the past year a staff member from Circulation or Youth Services has been redeployed to help cover the Reference Desk an average of 4 hours per week. The average hours per week this desk has been covered by just one person this past year is 51 of the 67 hours the library is open; a majority of the time. The increase in funding to this position would be $4,545.

The part-time Library Assistant III (band 107) would report to the Librarian II in charge of the Reference Department.

SECTION III

COUNTY OF LEXINGTON
NEW PROGRAM-LexingtonMain Library Building Project
2300
Annual Budget
Fiscal Year - 2016-17

Fund: 2300
Division:
Organization:

Object Code	Expenditure Classification	2016-17 Requested	BUDGET 2016-17 Recommend	BUDGET 2016-17 Approved
	Personnel			
510100	Salaries & Wages -			
510200	Overtime			
511112	FICA Cost	0		
511113	State Retirement	0		
511120	Insurance Fund Contribution -	0		
511130	Workers Compensation	0		
511213	State Retirement - Retiree			
	*** Total Personnel**	**0**		
	Operating Expenses			
520300	Professional Services	29,256		
520702	Technical Currency & Support			
520800	Outside Printing			
521000	Office Supplies			
521100	Duplicating			
521200	Operating Supplies			
524000	Building Insurance			
524201	General Tort Liability Insurance			
524202	Surety Bonds -			
525000	Telephone			
525021	Smart Phone Charges			
525041	E-mail Service Charges -			
525100	Postage			
525110	Other Parcel Delivery Service			
525210	Conference & Meeting Expense			
525230	Subscriptions, Dues, & Books			
525240	Personal Mileage Reimbursement			
525300	Utilities - Admin. Bldg.			
	*** Total Operating**	**29,256**		
	**** Total Personnel & Operating**	**29,256**		
	Capital			
540000	Small Tools & Minor Equipment			
540010	Minor Software			
	All Other Equipment			
	Renovation	214,500		
	Furniture	55,000		
	Carpet	33,400		
	Paint	20,000		
	Contingency	31,290		
	**** Total Capital**	**354,190**		
	***** Total Budget Appropriation**	**383,446**		

SECTION V. – PROGRAM OVERVIEW

2300 – New Program
Lexington Main Library – Lower level renovation
Fund Balance Request

Traditional literary and information services continue to be forefront of the library's mission; however, the demand for technology resources and collaborative and study spaces continues to grow at a rapid pace not only for children but adults and senior citizens as well. In 2000 population figures in the town of Lexington were 9,793 and 216,014 in the County. There has been over 83% growth in town and 22% in the County since then. Not only is the population growing at a rapid pace, but the services and technology provided by the library have changed drastically as well.

Almost 20 years ago, the library offered book clubs for adults, but today you can find programs and workshops on technology, personal finance, health and wellness, genealogy and history. The library must continue to evaluate and update not only its resources but the facilities that house them. Updating the current reference and outdated periodical areas will enable the Library to utilize its space more effectively for technology services and programs and workshops.

The Lexington Main Library facility was completed in 1997. The building is nearing 20 years and becoming outdated and inadequate for today's services. In FY 16, in partnership with the Friends of the Lexington Main Library, the Library updated the technology area for children and teens; reset the shelves on the main level to create study and collaborative spaces and added a multilevel service desk in the popular materials section.

Renovating the lower level in FY 17 will provide the necessary study and meeting room spaces for adults as well as modernize the South Carolina Room and the Computer Lab. The total cost of the project is estimated at $383,446.

1. Establish meeting and collaborative spaces utilizing a portion of the former reference area.
2. Expand the South Carolina Room into former periodical area.
3. Update computer and technology furniture in the computer lab.
4. Modify the Reference service desk to create multilevel, ADA accessible service points for technology and research services.
5. Demolition and installation of new carpet
6. Update the paint
7. 10% contingency to the overall cost

As the library meets the growing information and technology needs of the community, it must be able to provide up to date and accessible space for residents and patrons to utilize these programs and services.

boomerang DESIGN

Preliminary Statement of Probable Cost

County Library Renovations - Main Branch

Lexington County

1.14.16 Last Updated

Category of Work	Size	Unit	Cost per Unit	Costs	Notes
Site Improvements					
x	0		$0	$0	No sitework improvements anticipated
			Site work Sub-Total	$0	
Renovate to provide 1,200sf Conference space	1,200	sf			
mech	1,200	sf	$15	$18,000	may be higher if new exist hvac not adequate
elect	1,200	sf	$10	$12,000	assumes exist panels/service adequate to expand
plumb	1,200	sf	$0	$0	no plumbing work anticipated
architectural	1,200	sf	$40	$48,000	ceilings, walls, doors, floors
room divider and structural support	1	lump sum		$25,000	operable partition
		sf cost	**$65**	**$103,000**	
Renovation to enlarge SC Room					
mech	150	sf	$10	$1,500	assumes some re-work of existing ducts.
elect	150	sf	$10	$1,500	assumes relocation or addition of few power outlets
plumb	150	sf	$0	$0	no plumbing work anticipated
architectural	900	sf	$25	$22,500	ceilings, walls, doors, floors/ opening at exist wall
		sf cost	**$45**	**$25,500**	
New computer stations / cubicles at comp room	1	lump sum		$45,000	computer station furniture
mech	700	sf	$0	$0	no mech anticipated
elect	700	sf	$10	$7,000	relocate & add power/data outlets to exist.
plumb	700	sf	$0	$0	no plumbing work anticipated
architectural	700	sf	$20	$14,000	wall repair, paint, new carpet
		sf cost	**$30**	**$66,000**	
New Circulation Desk / Custom	1	lump sum	$45,000	$45,000	
Addition of exterior door / conc pad at exist wall	1	lump sum	$10,000	$10,000	
New bulkhead over new desk w/ lights	1	lump sum	$10,000	$10,000	
Paint overall downstairs	20,000		$1	$20,000	assumes 205,000sf of painted walls
New carpet overall downstairs	835	yds	$40	$33,400	17500sf / 9 = 835yds
			Renovations Sub-Total	$118,400	assumes exist ceilings, walls, lights, etc remain
			Site and Building Sub-Total	**$312,900**	
			Construction Contingency 10%	$31,290	
Site and Building Construction Total				**$344,190**	
Non-Construction Costs					
Surveys, Soils, Tests, Legal etc.			0.0%	$0	none anticipated
A/E Professional Fees			8.50%	$29,256	Total fee of Architect and Engineers
Furniture and Equipment			0.00%	$10,000	furnishings for new conf room + ?
Chapter 1 & 17 Independent Inspections			0.00%	$0	none anticipated
			Non-Construction Costs Total	**$39,256**	
Total Expected Project Costs				**$383,446**	

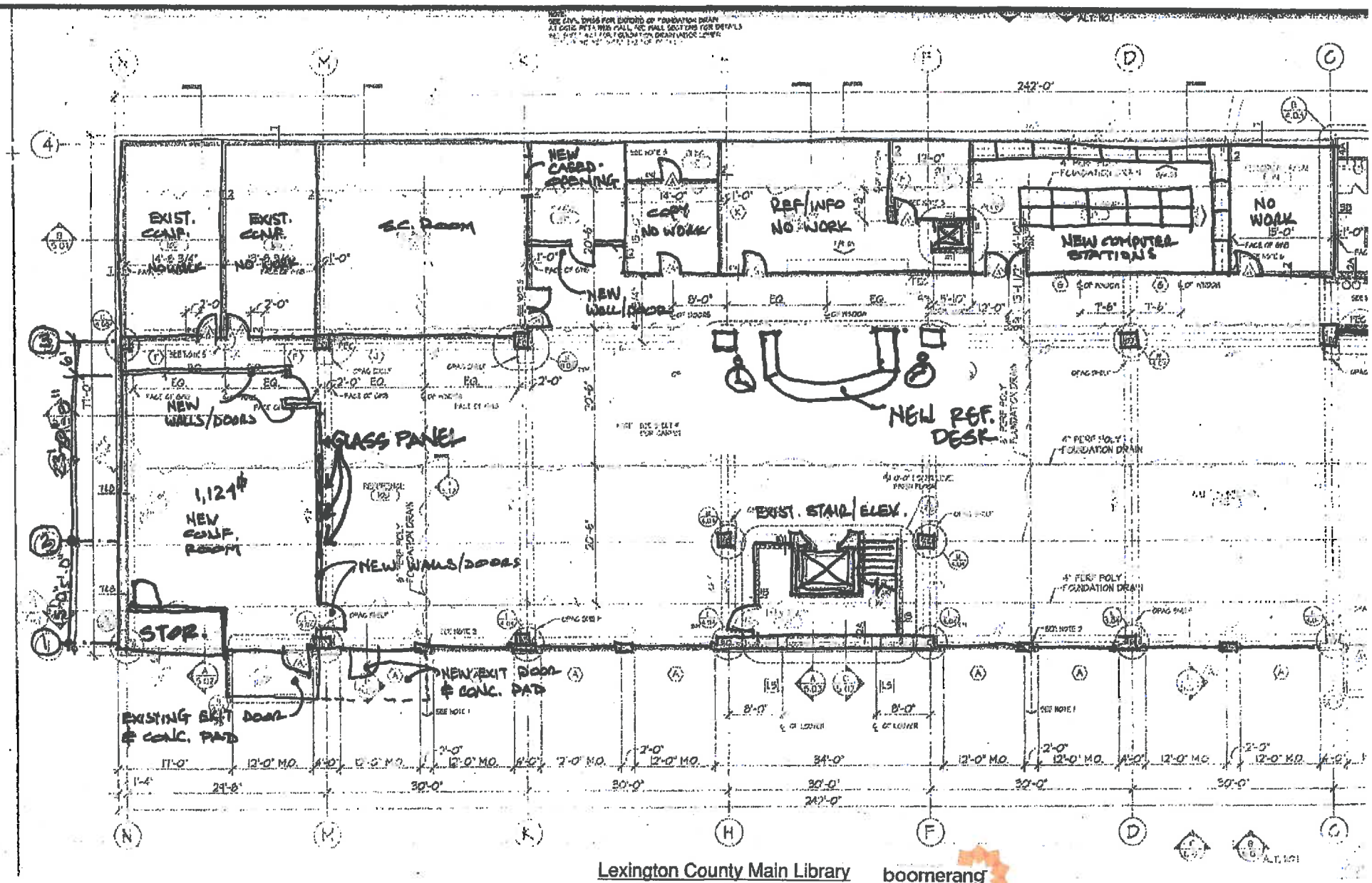

Lexington County Main Library
Lower-Level

boomerang DESIGN

SECTION III

COUNTY OF LEXINGTON
NEW PROGRAM-Irmo Branch Library Building Project
2300
Annual Budget
Fiscal Year - 2016-17

Fund: 2300
Division:
Organization:

Object Code	Expenditure Classification	2016-17 Requested	BUDGET 2016-17 Recommend	BUDGET 2016-17 Approved
	Personnel			
510100	Salaries & Wages -			
510200	Overtime			
511112	FICA Cost	0		
511113	State Retirement	0		
511120	Insurance Fund Contribution -	0		
511130	Workers Compensation	0		
511213	State Retirement - Retiree			
	*** Total Personnel**	**0**		
	Operating Expenses			
520300	Professional Services			
520702	Technical Currency & Support			
520800	Outside Printing			
521000	Office Supplies			
521100	Duplicating			
521200	Operating Supplies			
524000	Building Insurance			
524201	General Tort Liability Insurance			
524202	Surety Bonds -			
525000	Telephone			
525021	Smart Phone Charges			
525041	E-mail Service Charges -			
525100	Postage			
525110	Other Parcel Delivery Service			
525210	Conference & Meeting Expense			
525230	Subscriptions, Dues, & Books			
525240	Personal Mileage Reimbursement			
525300	Utilities - Admin. Bldg.			
	*** Total Operating**	**0**		
	**** Total Personnel & Operating**	**0**		
	Capital			
540000	Small Tools & Minor Equipment			
540010	Minor Software			
	All Other Equipment			
	Carpet and shelving reset	132,514		
	**** Total Capital**	**132,514**		
	***** Total Budget Appropriation**	**132,514**		

SECTION V. – PROGRAM OVERVIEW

2300 – New Program
Irmo Branch Library – Install new carpet and reset furniture
Fund Balance Request

The Irmo Branch Library opened in its current location in 1998. This branch is easily accessible, conveniently located near schools, businesses and residential areas. The only building improvements since 1998 have been limited to the meeting room and updating some of the furniture and children's equipment with the assistance of the Friends of the Irmo Branch Library and the St. Andrews Woman's Club. As noted in the New Program submission for Lexington Main, library services have changed drastically in the last 20 years.

The need for technology assistance continues to grow and the current computer station configuration is not conducive to this type of service because it is separated into two spaces. In addition to the growing demand for technology services, more meeting and study spaces are also needed. Resetting the shelves during the installation of the carpet to create a more streamlined technology area is key to utilizing the current space more efficiently. The Library has developed a series of community events, including author talks, writer's workshops, and expanded the frequency of teen programs. As these services grow, there are not enough meeting spaces to present programs and workshops to meet the growing needs of this community. When the carpeting is replaced, electrical and data can be pulled through floor to enable us to move the computers into one area and then utilize the former career and computer room for collaborative meeting and programming space. This is the best way to utilize the current space in this facility to meet the day to day needs of the patrons.

Replacing the carpet and resetting the shelves at the Irmo Branch in FY 17 will streamline technology services and create additional study and collaborative spaces. The total cost of this project would be $132,514.00 and include the following:

1. Demolition and replacement of existing carpet, base and transition strips.
2. Architectural services to develop a fixture plan to create more collaborative and study spaces.
3. Labor costs to move and reset shelves, furniture and materials during carpet installation.
4. 10% contingency to the overall project

As the library meets the growing information and technology needs of the community, it must be able to provide up to date and accessible space for residents and patrons to utilize these programs and services.

COUNTY OF LEXINGTON
Building Services
405 Ballpark Road
Lexington, South Carolina 29072

Telephone (803) 785-8349 Fax (803) 785-2038

To: Kelly Poole

From: Mark S. Kerley, Building Services Director

Date: February 4, 2016

Subject: Irmo Library – Flooring Replacement

On December 22nd, 2015 we meet and discussed numerous capital projects for the 16/17 budget year. We discussed replacement of the carpet, ceramic tile and creating a new fixture plan to reflect a new shelving layout as to utilize the existing space more productively. The following associated activities are included in the total cost;

This project will consist of;

- Architectural services for a new fixture plan
- Demolition of the existing carpet, ceramic tile and base
- Preparation and floor leveling
- Labor for moving of books, shelving and furniture
- Installation of Milliken Carpet tiles
- Installation of new vinyl base
- Installation of transition strips where needed
- A 10% Contingency to the overall project

A preliminary budget estimate would be:

- **Total Renovation Cost -----$132,514.00**

If any additional information is needed please let me know.

COUNTY OF LEXINGTON
LIBRARY ESCROW
Annual Budget
Fiscal Year - 2016-17

Object Code	Revenue Account Title	Actual 2014-15	Received Thru Dec 2015-16	Amended Budget Thru Dec 2015-16	Projected Revenues Thru Jun 2015-16	Requested 2016-17	Recommend 2016-17	Approved 2016-17
	***Library Escrow 2310:**							
	Revenues:							
410000	Current Property Taxes	0	0	10	10	10		
411000	Current Vehicle Taxes	0	0	10	10	10		
413000	Delinquent Taxes	2	0	10	10	10		
414000	Delinquent Tax Penalties	0	0	10	10	10		
417100	Fee in Lieu of Taxes	623	0	1,000	1,000	1,000		
417130	FILOT - Manufacturers Tax Exemption	130	0	125	125	125		
	Total Property Tax Revenue	755	0	1,165	1,165	1,165		
	Other Revenues:							
434900	Library Non-Resident User Fee	16,606	8,825	18,000	18,000	18,000		
461000	Investment Interest	78	44	250	250	75		
469100	Gifts & Donations	601	78	1,500	1,500	500		
	Total Other Revenue	17,285	8,947	19,750	19,750	18,575	0	0
	**** Total Revenue**	18,040	8,947	20,915	20,915	19,740	0	0
	*****Total Appropriation**				77,696	15,000	0	0
	Capital Contingency - Add-Back				42,050			
	FUND BALANCE Beginning of Year				27,726	12,995	12,995	12,995
	FUND BALANCE - Projected End of Year				12,995	17,735	12,995	12,995

Fund 2310
Division: Library
Organization: 230099 - Non-departmental

Object Code	Expenditure Classification	2013-14 Expenditure	2014-15 Expend. (Dec)	2014-15 Amended (Dec)	2015-16 Requested	*BUDGET* 2015-16 Recommend	2015-16 Approved
	Operating Expenses						
521200	Operating Supplies	14,721	1,420	15,408	0		
	*** Total Operating**	**14,721**	**1,420**	**15,408**	**0**	**0**	**0**
	Capital						
540001	Books	0	0	0	0		
540000	Small Tools & Minor Equipment	0	1,701	15,000	15,000		
540005	Gifts & Donation Purchases	10,769	0	0	0		
549904	Capital Contingency	0	0	42,050	0		
	All Other Equipment	9,646	1,358	5,238	0		
	**** Total Capital**	**20,415**	**3,059**	**62,288**	**15,000**	**0**	**0**
	***** Total Budget Appropriation**	**35,136**	**4,479**	**77,696**	**15,000**	**0**	**0**

SECTION VI. - LINE ITEM NARRATIVES

SECTION VI. A. - LISTING OF REVENUES

434900 – LIBRARY NON-RESIDENT FEES **$18,000**

This fee of $35.00 per person is collected from non-residents of Lexington County who wish to get a library card. The amount of the fee is based on the amount of taxes the average household in Lexington County pays for library services, including operating budget and bond repayment.

461000 – INVESTMENT INTEREST **$75**

469100 – GIFTS AND DONATIONS **$500**

The library receives each year gifts for purchasing items in memory or honor of an individual.

SECTION VI. C. - OPERATING LINE ITEM NARRATIVES

521200 – OPERATING SUPPLIES $0

SECTION VI. D. - CAPITAL LINE ITEM NARRATIVES

540000 – SMALL TOOLS AND EQUIPMENT **$15,000**

This represents expenditures of regular gifts received by the library usually in memory or honor of a person. These funds are non-designated.

Total capital **$15,000**

COUNTY OF LEXINGTON
LIBRARY STATE FUNDS
Annual Budget
Fiscal Year - 2016-17

Object Code	Revenue Account Title	Actual 2014-15	Received Thru Dec 2015-16	Amended Budget Thru Dec 2015-16	Projected Revenues Thru Jun 2015-16	Requested 2016-17	Recommend 2016-17	Approved 2016-17
	***Library State Funds 2330:**							
	Revenues:							
429000	State Aid	327,989	163,994	196,793	196,793	262,391		
	**** Total Revenue**	327,989	163,994	196,793	196,793	262,391	0	0
	*****Appropriation Total**				217,653	262,391	0	0
	FUND BALANCE Beginning of Year				20,866	6	6	6
	FUND BALANCE - Projected End of Year				6	6	6	6

Fund 2330
Division: Library Division
Organization: 230099 - Non-departmental

Object Code	Expenditure Classification	2014-15 Expenditure	2015-16 Expend. (Dec)	2015-16 Amended (Dec)	2016-17 Requested	BUDGET 2016-17 Recommend	BUDGET 2016-17 Approved
	Operating Expenses						
520702	Technical Currency & Support	7,336	0	0	5,824		
525210	Conference, Meeting & Training Expenses	12,474	9,506	17,810	12,500		
525230	Subscriptions, Dues, & Books	0	0	0	0		
	**** Total Operating Expenses**	**19,810**	**9,506**	**17,810**	**18,324**	**0**	**0**
	Capital						
540006	Library Materials (Books, Audio Mat.)	107,792	0	70,785	190,782		
540010	Minor Software	409	0	0	0		
	All Other Equipment	179,111	20,353	129,058			
	(2) Bookdrops - Repl. Gaston				5,000		
	Monument Outdoor Sign - Gilbert				10,814		
	(2) Printers - Black & White Repl.				2,847		
	(2) Printers - Color Repl.				1,669		
	(3) iPad Air 2, Scanners & Warranty				3,131		
	Outdoor Signage - Cayce/West Columbia				2,320		
	(27) Computers - Repl.				27,504		
	**** Total Capital**	**287,312**	**20,353**	**199,843**	**244,067**	**0**	**0**
	***** Total Budget Appropriation**	**307,122**	**29,859**	**217,653**	**262,391**	**0**	**0**

SECTION V. – STATE AID PROGRAM OVERVIEW

State aid provides additional funding for public libraries to assist them in providing basic levels of service to South Carolina citizens. The library primarily uses these funds for technology, training and library materials. Funds can also be used to purchase a vehicle to support public services. The library system is compliant with all statutory regulations set forth in the South Carolina Code of Laws, Section 60-1-90, and the South Carolina Code of Regulations, Vol. 26, Chapter 75-1-2 (Supp 2005.)

In FY 16, the Library will use the SC State Aid to continue our scheduled replacement program of PCs and monitors and related equipment. A portion of the FY 16 State Aid funds will be used to pay for training and conference attendance for our staff. State Aid funds always supplement our County budget for books, eBooks, and other library materials. The amount used for budget purposes for State Aid for FY 2016 is $1.00 per capita, a figure that can be adjusted upward (or downward) if necessary.

SECTION VI - LINE ITEM NARRATIVES

ORGANIZATION 230099 – LIBRARY/NON-DEPARTMENTAL
SECTION VI A - LISTING OF REVENUES

429000 –STATE AID **$262,391**

This amount of state aid is based on the Legislature's estimated approval of $1.00 per capita. The County population in the 2010 Census was 262,391.

ORGANIZATION 230099 – LIBRARY/NON-DEPARTMENTAL
SECTION VI C - OPERATING LINE ITEM NARRATIVES

520702 –TECHNICAL CURRENCY AND SUPPORT **$5,824**

LEAP (Integrated Library System web platform) maintenance cost - $3,024
Extended warranty (2) Dell switches in the VM environment - $2,800

525210 – CONFERENCES AND MEETING EXPENSES **$12,500**

This appropriation is used for staff to attend state, regional, and national conferences and other meetings directly related to library services, including the annual meeting and training conference of the SC Library Association, American Library Association and SC Association of School Media Specialists. It also includes funds for educational workshops, training courses, and continuing education programs, especially though but not limited to the SC State Library, Midlands Technical College and the USC-School of Library and Information Science. These programs allow staff to update their skills and keep abreast of current developments in libraries and their services, including management and administration of libraries and may be held on-site. Selected staff may attend training classes related to their field of expertise from literacy to computer/network. Specific conference information and course descriptions are made available throughout the year, and staff is chosen based on the benefits to their current job and their specific area of specialization.

ORGANIZATION 230099 – LIBRARY/NON-DEPARTMENTAL
SECTION VI D - CAPITAL LINE ITEM NARRATIVES

540006 BOOKS AND MATERIALS **$190,782**

Books and audio/visual materials requested and used by the public.

5A Bookdrops (2) – replacements – Gaston Branch Library **$5,000**

Patrons drop returns in convenience boxes. Current boxes have deteriorated beyond repair.

5A Monument outdoor sign - Gilbert Branch Library **$10,814**

Marquee style sign to advertise programs and services. Quote obtained through Building Services Manager.

5A Printers – Black and white- replacements (2) **$2,847**

5A Printers – Color – replacements (2) **$1,669**

5A iPad Air 2; scanners and warranty (3) **$3,131**

Circulation services module has web client that can be utilized throughout the facility in order to provide services beyond the services desks.

5A Outdoor signage – Cayce-West Columbia Branch Library **$2,320.**

Lettering to go on exterior of building. Quote obtained through Building Services Manager.

5A COMPUTERS-REPLACEMENTS (27) **$27,504**

Replacing 27 computers that are out of warranty.

**** Total Capital (Transfer Total to Section III)** **$244,067**

SECTION IV

COUNTY OF LEXINGTON
Capital Item Summary
Fiscal Year - 2016-17

Fund # 2330 Fund Title: Library State Funds
Organization # 230099 Organization Title: Library/Non-Department
Program # Program Title:

Qty	Item Description	***BUDGET*** 2016-17 Requested Amount
5AH	(2) Bookdrops at Gaston Library	5,000
5AH	(1) Monument sign at Gilbert Library	10,814
5AH	(2) Black & White printers - replace	2,847
5AH	(2) Color printers - replace	1,669
5AH	(27) Computers - replace	27,504
5AH	(3) iPads with warranty and scanners- new	3,131
5AH	Exterior Building Lettering at Cayce-West Columbia Library	2,320
540006	Library Materials (Books, Audio Visual)	190,782
	** **Total Capital (Transfer Total to Section III)**	**244,067**

COUNTY OF LEXINGTON
LIBRARY LOTTERY FUNDS
Annual Budget
Fiscal Year - 2016-17

Object Code	Revenue Account Title	Actual 2014-15	Received Thru Dec 2015-16	Amended Budget Thru Dec 2015-16	Projected Revenues Thru Jun 2015-16	Requested 2016-17	Recommend 2016-17	Approved 2016-17
	***Library Lottery Funds 2331:**							
	Revenues:							
429100	State Lottery Funds	0	171,630	171,631	171,631	0		
	**** Total Revenue**	0	171,630	171,631	171,631	0	0	0
	*****Appropriation Total**				171,631	0	0	0
	FUND BALANCE Beginning of Year				0	0	0	0
	FUND BALANCE - Projected End of Year				0	0	0	0

Fund 2331
Division: Library Division
Organization: 230099 - Non-departmental

Object Code	Expenditure Classification	2014-15 Expenditure	2015-16 Expend. (Dec)	2015-16 Amended (Dec)	2016-17 Requested	BUDGET 2016-17 Recommend	2016-17 Approved
	Operating Expenses						
520702	Technical Currency & Support	0	1,451	17,234	0		
529903	Contingency	0	0	0	0		
	*** Total Operating**	**0**	**1,451**	**17,234**	**0**	**0**	**0**
	**** Total Personnel & Operating**	**0**	**1,451**	**17,234**	**0**	**0**	**0**
	Capital						
540000	Small Tools & Minor Equipment	0	0	0	0		
540006	Library Materials (Books, Audio Mat.)	0	19,046	20,492	0		
540010	Minor Software	0	0	5,248	0		
	All other Equipment	0	47,768	128,657	0		
	**** Total Capital**	**0**	**66,814**	**154,397**	**0**	**0**	**0**
	***** Total Budget Appropriation**	**0**	**68,265**	**171,631**	**0**	**0**	**0**

COUNTY OF LEXINGTON
LIBRARY FEDERAL FUNDS
Annual Budget
Fiscal Year - 2016-17

Object Code	Revenue Account Title	Actual 2014-15	Received Thru Dec 2015-16	Amended Budget Thru Dec 2015-16	Projected Revenues Thru Jun 2015-16	Requested 2016-17	Recommend 2016-17	Approved 2016-17
	***Library Federal Funds 2340:**							
	Revenues:							
457000	Federal Grant Income	3,014	0	1,026	1,026	0		
	**** Total Revenue**	3,014	0	1,026	1,026	0	0	0
	*****Appropriation Total**				1,026	0	0	0
	FUND BALANCE Beginning of Year				0	0	0	0
	FUND BALANCE - Projected End of Year				0	0	0	0

Fund 2340
Division: Library Division
Organization: 230099 - Non-departmental

Object Code	Expenditure Classification	2014-15 Expenditure	2015-16 Expend. (Dec)	2015-16 Amended (Dec)	BUDGET 2016-17 Requested	BUDGET 2016-17 Recommend	BUDGET 2016-17 Approved
	Operating Expenses						
525210	Conference, Meeting, & Training Expense	3,014	0	1,026	0		
	*** Total Operating**	**3,014**	**0**	**1,026**	**0**	**0**	**0**
	**** Total Personnel & Operating**	**3,014**	**0**	**1,026**	**0**	**0**	**0**
	Capital						
	**** Total Capital**	**0**	**0**	**0**	**0**	**0**	**0**
	***** Total Budget Appropriation**	**3,014**	**0**	**1,026**	**0**	**0**	**0**

COUNTY OF LEXINGTON
DRUG COURT
Annual Budget
Fiscal Year - 2016-17

Object Code	Revenue Account Title	Actual 2014-15	Received Thru Dec 2015-16	Amended Budget Thru Dec 2015-16	Projected Revenues Thru Jun 2015-16	Requested 2016-17	Recommend 2016-17	Approved 2016-17
	***Solicitor / Drug Court 2460:**							
	Revenues:							
431002	Drug Court Application Fee	1,800	400	2,100	2,100	1,400		
461000	Investment Interest	0	0	0	0	0		
801000	Op Trn from General Fund	27,000	27,000	27,000	27,000	27,000		
802611	Op Trn from Sol/State Fund	27,000	7,875	31,500	31,500	27,000		
	****Total Revenue**	55,800	35,275	60,600	60,600	55,400	0	0
	*****Total Appropriations**				59,644	55,168	0	0
	Contingency:							
	Unused				387			
	FUND BALANCE							
	Beginning of Year				(1,188)	155	155	155
	FUND BALANCE - Projected							
	End of Year				155	387	155	155

Fund 2460
Division: Judicial
Organization: 141200 - Solicitor

Object Code	Expenditure Classification	2014-15 Expend	2015-16 Expend (Dec)	2015-16 Amended (Dec)	2016-17 Requested	BUDGET 2016-17 Recommend	BUDGET 2016-17 Approved
	Personnel						
510100	Salaries & Wages - 0.65	43,646	20,569	43,477	40,372		
511112	FICA - Employer's Portion	3,173	1,491	3,326	3,088		
511113	State Retirement - Employer's Portion	4,759	2,275	4,809	4,465		
511120	Employee Insurance - 0.65	5,460	2,730	5,460	5,070		
511130	Workers Compensation	157	74	157	149		
519999	Personnel Contingency	0	0	2,071	961		
	*** Total Personnel**	**57,195**	**27,139**	**59,300**	**54,105**	**0**	**0**
	Operating Expenses						
524201	General Tort Liability Insurance	52	52	55	57		
524202	Surety Bonds - 1	6	0	0	0		
524302	Court Ref Volunteer Liability Insurance	0	0	105	108		
525041	E-mail Service Charges -1	81	40	81	129		
529903	Contingency	0	0	103	65		
	*** Total Operating**	**139**	**92**	**344**	**359**	**0**	**0**
	**** Total Personnel & Operating**	**57,334**	**27,231**	**59,644**	**54,464**	**0**	**0**
	Capital						
540000	Small Tools & Minor Equipment	0	0	0			
540010	Minor Software	0	0	0			
	(1) iPad Air w/ AppleCare & Case				704		
	**** Total Capital**	**0**	**0**	**0**	**704**	**0**	**0**
	***** Total Budget Appropriation**	**57,334**	**27,231**	**59,644**	**55,168**	**0**	**0**

SECTION II

COUNTY OF LEXINGTON
Proposed Revenues
Fines, Fees, and Other
Budget FY - 2016-17

Fund #: 2460 Fund Name: Sol / Drug Court

Organ. #: 141200 Organ. Name: Solicitor

Revenue Code	Fee Title	Actual Fees FY 2013-14	Actual Fees FY 2014-15	12/31/2015 Year-to-Date FY 2015-16	Anticipated Fiscal Year Total FY 2015-16	Budget: Units of Service	Budget: Current Fee	Budget: Current Total Estimated Fees FY 2016-17	Budget: Proposed Fee Change	Budget: Total Proposed Estimated Fees FY 2016-17
431002	Drug Court Application Fee	$1,200	$1,800	$400	$2,100			$1,400		$1,400
801000	Op Trn from General Fund	$27,000	$27,000	$27,000	$27,000			$27,000		$27,000
802611	Op Trn from Solicitor State Funds	$27,000	$27,000	$7,875	$27,000			$27,000		$27,000

SECTION IV

COUNTY OF LEXINGTON
Capital Item Summary
Fiscal Year – 2016-17

Fund #	2460	Fund Title:	Sol / Drug Court
Organization #	141200	Organization Title:	Solicitor
Program #		Program Title:	Sol / Drug Court

Qty	Item Description	BUDGET 2016-17 Requested Amount
	Small Tools & Minor Equipment	0
	Minor Software	0
1	IPad Air with AppleCare and Case – Addnl.	704

**** Total Capital (Transfer Total to Section III)** **704**

SECTION V. - PROGRAM OVERVIEW

Summary of Programs:

Solicitor's Drug Court Program

Program:

Objectives:

To operate a non-traditional, multi-agency approach to drug addicted, non-violent offenders referred from the Solicitor as diversion or a condition of probation by placing such defendants in an intensive drug treatment program with judicial oversight to promote participant sobriety, responsibility and accountability. Upon completion, dismissal of diversion cases will occur. In probation cases, a recommendation is made to reduce or terminate probation.

Service Standards:

- To assist and advise the Solicitor's Office and Probation Agents with referrals to the program.
- To maintain accurate information on all referred and participating clients.

SERVICE LEVELS

Service Level Indicators:	Actual FY 13/14	Actual FY 14/15	Actual July - Dec FY 15/16	Estimated FY 15/16	Projected FY 16/17
Referred	71	69	33	63	30
Applied	15	18	8	17	14
Failed to Apply/Rejected	50	53	23	43	40
Active Cases	20	20	15	20	25
- Diversion	13	13	10	12	15
- Probation	5	7	5	8	10
- Transfer-In Cases	2	0	0	0	0
- Pending Start Dates	0	2	13	7	2
Terminated	7	13	4	7	7
Graduated	3	2	2	4	5

Glossary of Terms

- **Referred** -Any case referred to the program for pre-screening and eligibility consideration.
- **Applied** - Individuals who apply to the program.
- **Failed to Apply/Rejected** - All individuals who were deemed inappropriate at pre-screening or who failed to apply.
- **Active Cases** - Individuals who are participating in the program.
- **Diversion** - Individuals who are referred by the Solicitor's Office, pre-sentence.
- **Probation** - Individuals who are referred by Probation, post-sentence/violations.
- **Transfer-In Cases** – Individuals who are accepted in another county, but live in Lexington County and participate here.
- **Pending Start Date** - Individuals who are accepted and are waiting to begin the program.
- **Terminated** - Individuals who are discharged unsuccessfully from the program.
- **Graduated** - Individuals who successfully complete all requirements of the program.

SECTION VI. LINE ITEM NARRATIVES

SECTION VI. A. - SUMMARY OF REVENUES

431002 – DRUG COURT APPLICATION FEE **$ 1,400**

The Solicitor's Drug Court charges an application fee of $100. The fee is due upon application. However, the fee can be delayed in cases of indigence or if the defendant is still incarcerated at the time of application. Revenues are projected at 30 referrals with 14 applicants completing the pre-screen eligibility process, thus paying the fee within the fiscal year. Fourteen (14) applicants x $100 application fee = $1,400.

801000 – OP TRANSFER FROM GENERAL FUND **$ 27,000**

Lexington County established the first Drug Court in the State of South Carolina in 1996. Throughout its history, Drug Court has had countless success stories where hard core addicts were able to turn their lives around and become productive and taxpaying citizens of the County. Drug Court saves lives and saves money. Recidivism among Drug Court graduates is much lower than recidivism within the criminal justice program. The recidivism rate for Drug Court graduates is only 6.5% -7%, while the recidivism rate for Drug Court participants who start the program but don't graduate is approximately 15%. This compares favorably to the recidivism of persons being released from the South Carolina Department of Corrections, who have a recidivism rate of approximately 33% within three years after being released. Drug Court reduces the number of inmates incarcerated in the jail and the number of arrests made by law enforcement by lowering the demand for illegal substances. In FY 16-17, it is estimated that the Lexington County Drug Court will graduate 5 people through the program and help approximately 25 others beat their addiction to drugs. Each person who completes the program is proud of his/her accomplishment and, with the addiction beaten, is able to become a productive citizen of Lexington County. This very worthwhile program is handled by a dedicated Circuit Court Judge who volunteers his time to run the program. This Judge has been with the program since its inception and continues to see the results and successes which this program generates for both the addicted person and society in general. Accordingly, we are requesting continued financial assistance from Lexington County at the same level as previous years to sustain this cost-effective and meaningful program.

802611 – OP TRANSFER FROM SOLICITOR STATE FUNDS **$ 27,000**

The Solicitor's State Funds contribution to the Drug Court Program.

SECTION VI. B. - LISTING OF POSITIONS

Current Staffing Level:

Job Title	Positions	Full Time Equivalent General Fund	Other Fund	Total	Band
Director	.65		.65	.65	210
Total Positions	.65		.65	.65	

The above position requires insurance.

Organization chart is displayed in Fund 1000 of the Solicitor's (141200) FY 16-17 Budget Request.

SECTION VI. C. - OPERATING LINE ITEM NARRATIVES

524201 – GENERAL TORT LIABILITY INSURANCE **$ 57**

To cover the cost of general tort liability insurance coverage, per Risk Management.

524202 – SURETY BONDS **$ 0**

Per Risk Management, FY 2016-17 is a non-bond year.

524302 – COURT REFERRED VOLUNTEER LIABILITY INSURANCE **$ 108**

The Solicitor's Office Diversion Programs have one policy with CIMA for volunteer liability insurance. This one policy is shared between the Pre-Trial Intervention Program, Drug Court, AEP and Juvenile Arbitration to reduce membership fees. The cost to each program is: Pre-Trial Intervention pays 50%, Juvenile Arbitration pays 35%, Drug Court pays 5%, and AEP pays 10%. The estimated FY 2016-17 premium is $2,163.

525041 – E-MAIL SERVICE CHARGES **$ 129**

The cost of e-mail services is $10.75 per month per account. 1 account @ $10.75 per account times 12 months.

529903 – CONTINGENCY **$ 65**

To cover the cost of any unanticipated expenses of operating the program.

SECTION VI. D. - CAPITAL LINE ITEM NARRATIVES

CAPITAL REQUEST

540000 – SMALL TOOLS & MINOR EQUIPMENT **$ 0**

None.

540010 – MINOR SOFTWARE **$ 0**

None.

5A – (1) IPAD AIR WITH APPLECARE AND CASE – ADDNL. **$ 704**

The IPad tablet will allow the Drug Court Director to easily access notes, case management software, and statistical data from within the courtroom and during Drug Court check-ins and screenings. This request is to purchase the 16GB IPad with AppleCare and a smart case. Per the FY 16/17 IT Equipment Standards, the total cost is $704.

COUNTY OF LEXINGTON
VICTIM WITNESS PROGRAM
Annual Budget
FY 2016-17 Estimated Revenue

Object Code	Revenue Account Title	Actual 2014-15	Received Thru Dec 2015-16	Amended Budget Thru Dec 2015-16	Projected Revenues Thru Jun 2015-16	Requested 2016-17	Recommend 2016-17	Approved 2016-17
	***Solicitor / Victim Witness Program 2500:**							
	Revenues:							
456100	Program Income	40,625	20,313	48,919	40,625	48,919		
461000	Investment Interest	0	0	0	0	0		
469900	Miscellaneous Revenues	1,459	0	0	0	0		
801000	Op Trn from General Fund	24,000	24,000	24,000	24,000	24,000		
802611	Op Trn from Solicitor State Fund	83,117	23,540	94,160	106,660	91,256		
	**** Total Revenue**	149,201	67,853	167,079	171,285	164,175	0	0
	**** Total Appropriation**				236,105	231,588	0	0
	Contingency:							
	Frozen Position - Director's w/fringes				(66,674)	(67,413)		
	Unused Salary				(5,555)			
	FUND BALANCE							
	Beginning of Year				(7,409)	0	0	0
	FUND BALANCE - Projected							
	End of Year				0	0	0	0

SECTION II

COUNTY OF LEXINGTON
Proposed Revenues
Fines, Fees, and Other
Budget FY - 2016-17

Fund #: 2500 Fund Name: Victim Witness Program

Organ. #: 141200 Organ. Name: Solicitor

Revenue Code	Fee Title	Actual Fees FY 2013-14	Actual Fees FY 2014-15	12/31/15 Year-to-Date FY 2015-16	Anticipated Fiscal Year Total FY 2015-16	Budget: Units of Service	Budget: Current Fee	Budget: Current Total Estimated Fees FY 2016-17	Budget: Proposed Fee Change	Budget: Total Proposed Estimated Fees FY 2016-17
456100	Program Income	$48,919	$40,625	$20,313	$40,625			$48,919		$48,919
469900	Miscellaneous Revenues	$0	$1,459	$0	$0			$0		$0
801000	Op Trn from General Fund	$24,000	$24,000	$24,000	$24,000			$24,000		$24,000
802611	Op Trn from Solicitor State Funds	$83,117	$83,117	$23,540	$106,660			$91,256		$91,256

COUNTY OF LEXINGTON
VICTIM WITNESS PROGRAM
Annual Budget
Fiscal Year - 2016-17

Fund: 2500
Division: Judicial
Organization: 141200 - Solicitor

Object Code	Expenditure Classification	2014-15 Expend	2015-16 Expend (Dec)	2015-16 Amended (Dec)	2016-17 Requested	BUDGET 2016-17 Recommend	BUDGET 2016-17 Approved
	Personnel						
510100	Salaries & Wages - 3.5	116,820	54,776	166,135	165,704		
510200	Overtime	0	15	0	0		
511112	FICA Cost	8,071	3,813	12,709	12,676		
511113	State Retirement - Employer's Portion	12,738	5,576	18,375	18,327		
511120	Employee Insurance - 3.5	19,500	9,750	27,300	27,300		
511130	Workers Compensation	421	197	569	613		
511213	State Retirement - Employer's Portion (Retiree)	0	484	0	0		
519999	Personnel Contingency	0	0	7,913	3,946		
	*** Total Personnel**	**157,550**	**74,611**	**233,001**	**228,566**	**0**	**0**
	Operating Expenses						
524201	General Tort Liability Insurance	150	150	155	160		
524202	Surety Bonds - 3.5	15	0	0	0		
525041	E-mail Service Charges - 3	243	122	324	387		
525210	Conference, Meeting & Training Expense	1,639	1,394	2,250	2,100		
525230	Subscriptions, Dues, & Books	319	319	375	375		
525240	Personal Mileage Reimbursement	0	0	0	0		
529903	Contingency	0	0	0	0		
	*** Total Operating**	**2,366**	**1,985**	**3,104**	**3,022**	**0**	**0**
	**** Total Personnel & Operating**	**159,916**	**76,596**	**236,105**	**231,588**	**0**	**0**
	Capital						
540000	Small Tools & Minor Equipment	0	0	0	0	0	0
	All Other Equipment	0	0	0			
	**** Total Capital**	**0**	**0**	**0**	**0**	**0**	**0**
	***** Total Budget Appropriation**	**159,916**	**76,596**	**236,105**	**231,588**	**0**	**0**

SECTION IV

COUNTY OF LEXINGTON
Capital Item Summary
Fiscal Year - 2016-17

Fund #	2500	Fund Title:	Victim Witness Program
Organization #	141200	Organization Title:	Solicitor
Program #		Program Title:	Victim Witness Program

Qty	Item Description	BUDGET 2016-17 Requested Amount
	** Total Capital (Transfer Total to Section III)	0

SECTION V. - PROGRAM OVERVIEW

Summary of Programs:

Victim Witness Program

Program:

Objectives:

Our mission is to fully comply with South Carolina's constitutional and statutory laws governing provision of rights and services to crime victims in the Eleventh Judicial Circuit. These rights include, but are not limited to, the right to be treated with dignity and respect, input and consultation with the Solicitor's Office regarding disposition, notification of court hearings, court escort, explanation of options and services available, referrals to appropriate agencies, and reimbursement of certain expenses. The program seeks to provide these services in a comprehensive, yet cost effective, manner.

SECTION VI. LINE ITME NARRATIVES

SECTION VI. A. – LISTING OF REVENUES

451600 – PROGRAM INCOME **$ 48,919**

By annual budget provisos, the General Assembly requires the South Carolina Office of Victims Assistance (SOVA) to distribute funds to support victim services in Solicitors' Offices. These funds are not part of state support of the Solicitor's Office but are pass through funds distributed to the counties through SOVA and the SC Commission on Prosecution Coordination.

469900 – MISCELLANEOUS REVENUES **$ 0**

Miscellaneous revenue.

801000 – OP TRN FROM GENERAL FUND **$ 24,000**

Beginning in FY 04-05, Lexington County Council authorized an operational transfer to help support mandated Victim Services within the County due to a lack of sufficient resources in other areas. This operational transfer has remained constant at $24,000 from FY 04-05 to present. Over this same time period, the Solicitor has directly supported Victim Services in Lexington County by operational transfers from Fund 2611, Solicitor State Funds.

802611 – OP TRN FROM SOLICITOR STATE FUNDS **$ 91,256**

To provide funding to assist with State required services to victims of crimes.

SECTION VI. B. - LISTING OF POSITIONS

Current Staffing Level:

		Full Time Equivalent			
Job Title	**Positions**	**General Fund**	**Other Fund**	**Total**	**Band**
Director	1		1	1	210
Victim Service Provider	2.5		2.5	2.5	109
Total Positions	3.5		3.5	3.5	

All positions require insurance.

Organization chart is displayed in Fund 1000 of the Solicitor's (141200) FY 16-17 Budget Request.

SECTION VI. C. - OPERATING LINE ITEM NARRATIVES

524201 – GENERAL TORT LIABILITY INSURANCE **$ 160**

To cover the cost of general tort liability insurance coverage, per Risk Management.

524202 – SURETY BONDS **$ 0**

Per Risk Management, FY 2016-17 is a non-bond year.

525041 – E-MAIL SERVICE CHARGES -3 **$ 387**

The cost of e-mail is $10.75 per month per account. 3 accounts @ $10.75 per account times 12 months.

525210 – CONFERENCE, MEETING & TRAINING EXPENSE **$ 2,100**

State law requires Victim Service Providers to be certified by completing a set number of hours of annual training. The requested amount is to cover the cost of this training.

525230 – SUBSCRIPTIONS, DUES, & BOOKS **$ 375**

To cover the cost of dues, essential subscriptions, and books related to being a Victim Service Provider.

SECTION VI. D. – CAPITAL LINE ITEM NARRATIVES

CAPITAL REQUEST

No capital items are requested.

COUNTY OF LEXINGTON
COMMUNITY JUVENILE ARBITRATION GRANT
Annual Budget
FY 2016-17 Estimated Revenue

Object Code	Revenue Account Title	Actual 2014-15	Received Thru Dec 2015-16	Amended Budget Thru Dec 2015-16	Projected Revenues Thru Jun 2015-16	Requested 2016-17	Recommend 2016-17	Approved 2016-17
	***Solicitor / Community Juvenile Arbitration 2501:**							
	Revenues:							
458000	State Grant Income	60,000	45,000	60,000	60,000	60,000		
461000	Investment Interest	25	0	0	0	0		
801000	Op Trn from General Fund	63,412	63,412	63,412	63,412	63,412		
802140	Op Trn from Temporary Alcohol Bev	42,000	21,000	42,000	42,000	42,000		
	**** Total Revenue**	165,437	129,412	165,412	165,412	165,412	0	0
	*****Total Appropriation**				169,566	181,778	0	0
	FUND BALANCE Beginning of Year				20,520	16,366	16,366	16,366
	FUND BALANCE - Projected End of Year				16,366	0	16,366	16,366

SECTION II

COUNTY OF LEXINGTON
Proposed Revenues
Fines, Fees, and Other
Budget FY - 2016-17

Fund #: 2501 Fund Name: Community Juvenile Arbitration Grant

Organ. #: 141200 Organ. Name: Solicitor

Revenue Code	Fee Title	Actual Fees FY 2013-14	Actual Fees FY 2014-15	12/31/15 Year-to-Date FY 2015-16	Anticipated Fiscal Year Total FY 2015-16	Budget: Units of Service	Budget: Current Fee	Budget: Current Total Estimated Fees FY 2016-17	Budget: Proposed Fee Change	Budget: Total Proposed Estimated Fees FY 2016-17
458000	State Grant Income	$60,000	$60,000	$30,000	$60,000			$60,000		$60,000
461000	Investment Interest	$3	$25	$0	$0			$0		$0
801000	Op Trn from General Fund	$63,412	$63,412	$63,412	$63,412			$63,412		$63,412
802140	Op Trn from Temporary Alcohol Bev	$42,000	$42,000	$21,000	$42,000			$42,000		$42,000

COUNTY OF LEXINGTON
COMMUNITY JUVENILE ARBITRATION GRANT
Annual Budget
Fiscal Year - 2016-17

Fund: 2501
Division: Judicial
Organization: 141200 - Solicitor

Object Code	Expenditure Classification	2014-15 Expend	2015-16 Expend (Dec)	2015-16 Amended (Dec)	2016-17 Requested	BUDGET 2016-17 Recommend	BUDGET 2016-17 Approved
	Personnel						
510100	Salaries & Wages - 2	98,078	45,441	97,702	101,195		
510200	Overtime	0	0	0	0		
510300	Part-time - 1 (0.5 - FTE)	17,274	8,113	17,192	13,686		
511112	FICA - Employer's Portion	7,933	3,720	8,789	8,788		
511113	State Retirement - Employer's Portion	6,125	2,838	12,707	12,706		
511120	Employee Insurance - 2	15,600	7,150	15,600	15,600		
511130	Workers Compensation	392	180	390	425		
511213	State Retirement - Employer's Portion (Retiree)	6,454	3,085	0	0		
519999	Personnel Contingency	0	0	5,473	2,736		
	*** Total Personnel**	**151,856**	**70,527**	**157,853**	**155,136**	**0**	**0**
	Operating Expenses						
521000	Office Supplies	978	554	1,000	2,166		
521100	Duplicating	914	406	900	1,217		
522200	Small Equipment Repairs & Maintenance	357	0	425	577		
524201	General Tort Liability Insurance	150	162	155	167		
524202	Surety Bonds - 3	15	0	0	0		
524302	Court Ref Volunteer Liab Ins	0	0	735	757		
525000	Telephone	710	355	723	760		
525041	E-mail Service Charges - 3	243	109	243	387		
525100	Postage	2,502	954	3,000	3,250		
525210	Conference, Meeting & Training Expense	1,188	1,290	1,500	2,750		
525230	Subscriptions, Dues, & Books	170	0	250	275		
525240	Personal Mileage Reimbursement	1,598	607	1,500	1,700		
525250	Motor Pool Reimbursement	0	0	0	0		
529903	Contingency	0	0	1,032	6,392		
	*** Total Operating**	**8,825**	**4,437**	**11,463**	**20,398**	**0**	**0**
	**** Total Personnel & Operating**	**160,681**	**74,964**	**169,316**	**175,534**	**0**	**0**
	Capital						
540000	Small Tools & Minor Equipment	0	0	250	250		
540010	Minor Software	987	0	0	794		
	All Other Equipment	0	0	0			
	(2) F1 - Desktop Computer - Repl.				1,780		
	(1) F3 - Laptop w/ Docking Station - Repl.				1,437		
	(1) Color MFP Network Printer w/ Warranty				1,279		
	(1) iPad Air w/ AppleCare & Case				704		
	**** Total Capital**	**987**	**0**	**250**	**6,244**	**0**	**0**

SECTION IV

COUNTY OF LEXINGTON
Capital Item Summary
Fiscal Year - 2016-17

Fund #	2501	Fund Title:	Community Juvenile Arbitration
Organization #	141200	Organization Title:	Solicitor
Program #		Program Title:	Community Juvenile Arbitration

Qty	Item Description	BUDGET 2016-17 Requested Amount
	Small Tools & Minor Equipment	250
	Minor Software	794
2	F1 – Desktop Computer – Rpl.	1,780
1	F3 – Laptop with Docking Station – Rpl.	1,437
1	Color MFP Network Printer with Warranty – Addnl.	1,279
1	IPad Air with AppleCare and Case – Addnl.	704
	**** Total Capital (Transfer Total to Section III)**	**6,244**

SECTION V. - PROGRAM OVERVIEW

Summary of Programs:

Community Juvenile Arbitration Program

Program:

Objectives:

To provide a model community-based mediation/arbitration program that successfully diverts non-violent, first time juvenile offenders from the juvenile justice system, while promoting offender accountability, victim restitution, and the protection of the public. The program uses trained volunteer arbitrators to conduct informal hearings in the community between law enforcement officers, victims and juvenile offenders. These arbitrators act as mentors to many of the juvenile offenders by offering direction, guidance, and sanctions in their lives. The program must recruit, train, monitor and supervise an adequate number of community volunteers to handle 400 to 500 referrals annually. Community Juvenile Arbitration staff must recruit community service sites where juvenile offenders can repay the community by performing community service work. The Program offers restitution, community service and restorative justice to victims of crime. The restorative justice process is accomplished through engaging the victims throughout the arbitration process.

In 2016, the Lexington County Juvenile Arbitration Program will reach its 33rd year of operation. During this time, well over 10,000 families have been served through the Juvenile Arbitration Program in Lexington County. Lexington County, under the direction of Solicitor Myers, was the first County to establish a community based program to handle the needs of an overcrowded Juvenile Court System. The Lexington County Program is used as a model for Juvenile Arbitration Programs statewide. Currently, all 16 Judicial Circuits have a Juvenile Arbitration Program. Last year over 4,000 juveniles were diverted from the Juvenile Court System statewide saving an incredible amount of taxpayer dollars.

In November 2011, the Department of Juvenile Justice had a statewide evaluation of Arbitration Programs conducted by System Wide Solutions for calendar years 2007-2009. Lexington County had an eleven (11%) percent recidivism rate for that period. Juvenile offenders who participate in the Lexington County Juvenile Arbitration Program take ownership for their actions. Upon completion of the program, these juveniles become aware that their actions have consequences thus reducing the likelihood that they will reoffend as juveniles and adults.

Service Standards:

SERVICE LEVELS

Service Level Indicators:	Actual FY 13/14	Actual FY 14/15	Actual July - Dec. FY 15/16	Estimated FY 15/16	Projected FY 16/17
Cases referred	353	425	141	310	400
# Of arbitration hearings	252	271	91	200	250
# Of community service hours completed	2,021	1,986	885	1,800	2,000
Amount of victim restitution	$ 1,921	$ 2,698	$ 2,099	$ 3,000	$ 2,000
Charitable donations to local charities	$ 775	$ 255	$ 115	$ 230	$ 300

Statistics reflect closed cases. Statistical reports continue to show a substantially high rate of success for juveniles participating in the arbitration process. Referrals to the program come from the Department of Juvenile Justice, with the approval of a Family Court Solicitor.

SECTION VI. LINE ITEM NARRATIVES

SECTION VI. A. - LISTING OF REVENUES

458000 – STATE GRANT INCOME **$ 60,000**

Each year, a contract for services is entered into with the State Department of Juvenile Justice for the purpose of providing partial funding for the Juvenile Arbitration Program.

461000 – INVESTMENT INTEREST **$ 0**

No investment interest is projected.

801000 – OP TRN FROM GENERAL FUND **$ 63,412**

Additional funding necessary for the operation of a community based county-wide Arbitration Program. In Fiscal Year 09-10, County Council reached an agreement with Solicitor Myers to provide $63,412 from the General Fund for the Arbitration Program. As part of the agreement, Solicitor Myers was to keep a key position vacant in his General Fund Budget and the cost savings of this vacant position would be applied to the Arbitration Program. The position has remained vacant since the agreement was reached and was eliminated from the General Fund Budget in Fiscal Year 12-13.

802140 – OP TRN FROM TEMPORARY ALCOHOL BEVERAGE FEE **$ 42,000**

South Carolina Code of Laws Section 61-6-2010(B)(1)(d). This Statute allows revenue to be collected and used by the municipality or county for twelve purposes. One of those purposes is "(d) local youth mentor programs to serve juvenile offenders under the jurisdiction of family court".

SECTION VI. B. – LISTING OF POSITIONS

Staffing Level:

Full Time Equivalent

Job Title	Positions	General Fund	Other Fund	Total	Band
Director	1		1	1	210
Case Manager I	1		1	1	111
PT Administrative Assistant I	.5		.5	.5	104
Total Positions	2.5		2.5	2.5	

Two (2) of the above positions require insurance.

Organization chart is displayed in Fund 1000 of the Solicitor's (141200) FY 16-17 Budget Request.

SECTION VI. C. - OPERATING LINE ITEM NARRATIVES

521000 – OFFICE SUPPLIES **$ 2,166**

The cover the routine office supplies:

Standard office supplies (printer paper, pens, staples, file folders, etc.)	$ 825.00
One HP toner CE390X	$ 285.74
Two HP Black toner CE400X for requested color printer	$ 396.67
One HP Cyan toner CE401A for requested color printer	$ 219.62
One HP Yellow toner CE402A for requested color printer	$ 219.62
One HP Magenta toner CE403A for requested color printer	$ 219.62

521100 – DUPLICATING **$ 1,217**

This account is used to cover the cost of duplicating newsletters, incident reports, and files for volunteer Arbitrators, law enforcement and victims.

Copy Machine Usage cost (.0329) x 31,100 copies	$ 1,023.19
Copy Machine Paper 62 Reams @ $3.12	$ 193.44

522200 – SMALL EQUIPMENT REPAIRS & MAINTENANCE **$ 577**

The Juvenile Arbitration Program uses a high volume HP LaserJet printer which requires routine maintenance. This request is for the purchase one HP maintenance kit for the LaserJet M602 printer (379.42), one HP maintenance kit for the requested color MFP LaserJet printer ($180.57) and one HP toner collection unit for the requested color LaserJet printer ($16.63).

524201 – GENERAL TORT LIABILITY INSURANCE **$ 167**

To cover the cost of general tort liability insurance coverage, per Risk Management.

524202 – SURETY BONDS **$ 0**

Per Risk Management, FY 2016-17 is a non-bond year.

524302 – COURT REF VOLUNTEER LIABILITY INSURANCE **$ 757**

The Solicitor's Office Diversion Programs have one policy with CIMA for volunteer liability insurance. This one policy is shared between the Pre-Trial Intervention Program, Drug Court, AEP and Juvenile Arbitration to reduce membership fees. The cost to each program is: Pre-Trial Intervention pays 50%, Juvenile Arbitration pays 35%, Drug Court pays 5%, and AEP pays 10%. The estimated FY 2016-17 premium is $2,163.

525000 – TELEPHONE **$ 760**

This account will cover the cost of telephone service.

1 phone line @ $19.00 x 12 months	$ 228.00
2 phone lines with voice mail @ 20.07 x 12 months	$ 481.68
Estimated additional service charges during the year	$ 50.00

525041 – EMAIL SERVICE CHARGES **$ 387**

The cost of e-mail services is $10.75 per month per account. 3 accounts @ $10.75 per account times 12 months.

525100 – POSTAGE **$ 3,250**

The Community Juvenile Arbitration program sends out at least four notices on every hearing, one to the law enforcement officer, the victim, the subject and the arbitrator. Monthly newsletters are distributed volunteers and interested parties to make them aware of scheduled prison tours, educational programs, program training, special monthly programs and events, recognition of volunteers and law enforcement officers. Juvenile apology letters, essays, and book reports are copied and mailed to the victims, schools, and volunteers. Quarterly reports and requisitions are mailed to the Department of Juvenile Justice.

525210 – CONFERENCE, MEETING & TRAINING EXPENSE **$ 2,750**

The Director and Case Manager positions in Juvenile Arbitration attend training in the areas of Victim Service Provider, PTI, Volunteer Management, and Social Work. The Case Manager hired in January 2016 will need to obtain the same certification hours as the Director. In January 2016, a new person was hired to fill the vacant Case Manager position in the Juvenile Arbitration program. The Annual Solicitor's Conference offers excellent training for juvenile programs; however, additional training may be required of the Case Manager. An additional $1,250 was added to conference, meeting and training expenses to cover the additional training cost of the new hire.

525230 – SUBSCRIPTIONS, DUES, & BOOKS **$ 275**

This account will pay for dues to the Pre-Trial Intervention Association and the Social Work License Fee for the Program Director.

525240 – PERSONAL MILEAGE REIMBURSEMENT **$ 1,700**

Community Juvenile Arbitration business is conducted via a personal vehicle by the Director and Case Manager. The Case Manager must travel to and supervise the Ropes Course, prison/jail tours, Adopt-A-Highway, Media Literacy, Get Smart, and special community service projects all around the county. An event or scheduled activity occurs weekly. These trips include traveling to prisons, to arbitrators' homes, to arbitration hearings, to community service sites and projects, to law enforcement offices, to schools, to counseling offices and many other places. Also, the Director must attend State Office DJJ Arbitration Directors meetings, State budget meetings, volunteer meetings, volunteer training, Youth Worker and LRADAC meetings and speaking engagements to recruit new volunteers in the entire Circuit area.

529903 – CONTINGENCY **$ 6,392**

To cover the cost of any unanticipated expenses of operating the program.

SECTION VI. D. - CAPITAL LINE ITEM NARRATIVES

CAPITAL REQUEST

540000 – SMALL TOOLS & MINOR EQUIPMENT **$ 250**

This request is to cover the cost of small tools and equipment such as office telephones, calculators, staplers, keyboards, mice, etc.

540010 – MINOR SOFTWARE **$ 794**

This request is to purchase Adobe Acrobat Professional (full version) for the Director and Case Manager in the Juvenile Arbitration Program. Adobe will be used to create standard forms and documents.

5A – (2) F1 – DESKTOP COMPUTER – RPL. **$ 1,780**

This request is to replace the desktop computers of the Juvenile Arbitration Case Manager and Administrative Assistant. The current computers were purchased in FY 12/13 and are no longer under warranty. Cost was determined using the FY 16/17 IT Equipment Standards.

5A – (1) F3 – LAPTOP WITH DOCKING STATION – RPL. **$ 1,437**

This request is to replace the Juvenile Arbitration Director's laptop that was purchased in FY 12/13. Cost was determined using the FY 16/17 IT Equipment Standards.

5A – (1) COLOR MFP NETWORK PRINTER WITH WARRANTY – ADDNL. **$ 1,279**

The Juvenile Arbitration Program is requesting a color Multi-Function Printer (MFP) to make color copies of juvenile projects and to print the appreciation certificates presented to the volunteers, community service sites, and law enforcement officers. These certificates are presented at the annual arbitration conference. In addition, the color MFP will be used to print the arbitration monthly newsletter that is mailed to volunteers along with various training materials. The estimated cost of the MFP printer is $984 and the 3 year Next Business Day warranty is $295.

5A – (1) IPAD AIR WITH APPLECARE AND CASE – ADDNL. **$ 704**

The Juvenile Arbitration Case Manager supervises juveniles on various sites outside the office to include jail tours and community service projects. The Case Manager is responsible for tracking the activities of the juveniles. The requested 16GB IPad tablet will allow the Case Manager to record the activities while in the field and to take photographs of the activity. Any reports, notes, or pictures taken can be uploaded to the Juvenile Arbitration Case Management System upon return to the office. The cost of the IPad, AppleCare, and Smart Case is based on the FY 16/17 IT Equipment Standards.

COUNTY OF LEXINGTON
SOLICITOR / FORFEITURE (NARCOTICS) FUND
Annual Budget
Fiscal Year - 2016-17

Object Code	Revenue Account Title	Actual 2014-15	Received Thru Dec 2015-16	Amended Budget Thru Dec 2015-16	Projected Revenues Thru Jun 2015-16	Requested 2016-17	Recommend 2016-17	Approved 2016-17
	***Sol/Forfeiture (Narcotics) Fund 2610:**							
	Revenues:							
438900	Auction Sales	0	0	0	0	0		
456400	Narcotics Confiscation	9,289	6,741	10,000	10,000	10,000		
461000	Investment Interest	44	44	50	50	100		
	**** Total Revenue**	9,333	6,785	10,050	10,050	10,100	0	0
	*****Appropriation Total**				39,561	10,100	0	0
	Contingency:							
	Frozen Positions - 2/FT w/fringes				0	0	0	0
	Unused				39,561			
	FUND BALANCE							
	Beginning of Year				28,750	38,800	38,800	38,800
	FUND BALANCE - Projected							
	End of Year				38,800	38,800	38,800	38,800

Fund: 2610
Division: Judicial
Organization: 141200 - Solicitor (FREEZE POSITIONS UNTIL REVENUE IS RECEIVED)

Object Code	Expenditure Classification	2014-15 Expend	2015-16 Expend (Dec)	2015-16 Amended (Dec)	2016-17 Requested	*BUDGET* 2016-17 Recommend	2016-17 Approved
	Personnel						
510100	Salaries & Wages - 2	0	0	0	0		
511112	FICA - Employer's Portion	0	0	0	0		
511113	State Retirement - Employer's Portion	0	0	0	0		
511120	Employees Insurance - 2	0	0	0	0		
511130	Workers Compensation	0	0	0	0		
519999	Personnel Contingency	0	0	0	0		
	*** Total Personnel**	**0**	**0**	**0**	**0**	**0**	**0**
	Operating Expenses						
524201	General Tort Liability Insurance	0	0	0	0		
524202	Surety Bonds - 2	0	0	0	0		
525041	E-mail Service Charges	0	0	0	0		
529903	Contingency	0	0	39,561	10,100		
	*** Total Operating**	**0**	**0**	**39,561**	**10,100**	**0**	**0**
	**** Total Personnel & Operating**	**0**	**0**	**39,561**	**10,100**	**0**	**0**
	Capital						
	**** Total Capital**	**0**	**0**	**0**	**0**	**0**	**0**
	***** Total Budget Appropriation**	**0**	**0**	**39,561**	**10,100**	**0**	**0**

SECTION II

COUNTY OF LEXINGTON
Proposed Revenues
Fines, Fees, and Other
Budget FY - 2016-17

Fund #: 2610 Fund Name: Solicitor Forfeiture (Narcotics) Fund

Organ. #: 141200 Organ. Name: Solicitor

Revenue Code	Fee Title	Actual Fees FY 2013-14	Actual Fees FY 2014-15	12/31/15 Year-to-Date FY 2015-16	Anticipated Fiscal Year Total FY 2015-16	Budget: Units of Service	Budget: Current Fee	Budget: Current Total Estimated Fees FY 2016-17	Budget: Proposed Fee Change	Budget: Total Proposed Estimated Fees FY 2016-17
438900	Auction Sales	$0	$0	$0	$0			$0		$0
456400	Narcotics Confiscation	$1,947	$9,290	$6,741	$10,000			$10,000		$10,000
461000	Investment Interest	$6	$44	$44	$50			$100		$100

SECTION IV

COUNTY OF LEXINGTON
Capital Item Summary
Fiscal Year - 2016-17

Fund #	2610	Fund Title:	Sol / Forfeiture (Narcotics) Fund
Organization #	141200	Organization Title:	Solicitor
Program #		Program Title:	Sol / Forfeiture (Narcotics) Fund

Qty	Item Description	BUDGET 2016-17 Requested Amount

**** Total Capital (Transfer Total to Section III)** **0**

SECTION V. - PROGRAM OVERVIEW

Summary of Program:

Forfeiture (Narcotics) Fund

Program:

Objectives:

In 1990, the South Carolina General Assembly enacted legislation directing that forfeitures from narcotics cases – after liquidating to cash – are to be shared according to a set formula by the arresting law enforcement agency, the Solicitor's Office, and the State Treasurer.

Furthermore, the law limits the Solicitor's use of these proceeds to cover costs related to drug prosecutions and any litigation that may arise from them.

There is a specific prohibition against supplanting local government funds.

SECTION VI. LINE ITEM NARRATIVES

SECTION VI. A. – LISTING OF REVENUES

438900 – AUCTION SALES **$0**

Solicitor's portion of proceeds from the sale of real and/or personal property from successful drug forfeiture matters.

456400 – NARCOTICS CONFISCATION **$ 10,000**

These revenues come from successful forfeiture actions which arise from illegal drugs cases. These forfeited funds are split according to a statutory formula between the initiating law enforcement agency, the Solicitor, and the State Treasurer.

461000 – INVESTMENT INTEREST **$ 100**

Interest earned on Solicitor's Forfeiture (Narcotics) funds.

SECTION VI. B. – LISTING OF POSITIONS

Current Staffing Level:

Job Title	Positions	Full Time Equivalent General Fund	Other Fund	Total	Band
Paralegal	1		1	1	108
Administrative Assistant II	1		1	1	105
Total Positions	2		2	2	

All of the above positions require insurance.

Organization chart is displayed in Fund 1000 of the Solicitor's (141200) FY 16-17 Budget Request.

SECTION VI. D. - CAPITAL LINE ITEM NARRATIVES

CAPITAL REQUEST

No capital items are requested.

COUNTY OF LEXINGTON
SOLICITOR STATE FUNDS
Annual Budget
FY 2016-17 Estimated Revenue

Object Code	Revenue Account Title	Actual 2014-15	Received Thru Dec 2015-16	Amended Budget Thru Dec 2015-16	Projected Revenues Thru Jun 2015-16	Requested 2016-17	Recommend 2016-17	Approved 2016-17
	***Solicitor - State Funds 2611:**							
	Revenues:							
443500	Bond Escheatment	23,943	8,750	15,000	15,000	16,000		
451500	Circuit Solicitor - State Supplement	208,598	60,767	250,292	250,292	453,867		
	**** Total Revenue**	232,541	69,517	265,292	265,292	469,867	0	0
	*****Appropriation Total**				520,958	469,203	0	0
	Contingency:							
	Vacant Positions - 4/FT w/ fringes				(255,665)			
	Unused							
	FUND BALANCE							
	Beginning of Year				(663)	(664)	(664)	(664)
	FUND BALANCE - Projected							
	End of Year				(664)	0	(664)	(664)

SECTION II

COUNTY OF LEXINGTON
Proposed Revenues
Fines, Fees, and Other
Budget FY - 2016-17

Fund #: 2611 Fund Name: Solicitor State Funds

Organ. #: 141200 Organ. Name: Solicitor

Revenue Code	Fee Title	Actual Fees FY 2013-14	Actual Fees FY 2014-15	12/31/15 Year-to-Date FY 2015-16	Anticipated Fiscal Year Total FY 2015-16	Budget: Units of Service	Budget: Current Fee	Budget: Current Total Estimated Fees FY 2016-17	Budget: Proposed Fee Change	Budget: Total Proposed Estimated Fees FY 2016-17
443500	Bond Estreatments	$19,928	$23,943	$8,750	$15,000			$16,000		$16,000
451500	Circuit Solicitor - State Supplement	$153,268	$208,598	$60,767	$250,292			$453,867		$453,867

COUNTY OF LEXINGTON
SOLICITOR STATE FUNDS
Annual Budget
Fiscal Year - 2016-17

Fund: 2611
Division: Judicial
Organization: 141200 - Solicitor

Object Code	Expenditure Classification	2014-15 Expend	2015-16 Expend (Dec)	2015-16 Amended (Dec)	2016-17 Requested	BUDGET 2016-17 Recommend	BUDGET 2016-17 Approved
	Personnel						
510100	Salaries & Wages - 4	53,463	26,019	249,934	215,382		
510300	Part Time - 1 (0.90 - FTE)	37,810	17,818	33,898	33,898		
511112	FICA - Employer's Portion	6,548	3,129	21,713	19,070		
511113	State Retirement - Employer's Portion	7,001	2,878	31,392	27,570		
511120	Employee Insurance - 5	13,650	7,800	39,000	39,000		
511130	Workers Compensation	329	158	1,023	922		
511213	SCRS - Emplr. Port. (Retiree)	2,954	1,971	0	0		
519999	Personnel Contingency	0	0	13,519	5,937		
	*** Total Personnel**	**121,755**	**59,773**	**390,479**	**341,779**	**0**	**0**
	Operating Expenses						
521000	Office Supplies	56	0	300	500		
524201	General Tort Liability Insurance	219	222	226	233		
524202	Surety Bonds - 5	28	0	0	0		
525030	800 MHz Radio Service Charges - 1	0	0	606	611		
525031	800 MHz Radio Maintenance Charges - 1	0	0	110	115		
525041	E-mail Service Charges - 21	1,255	718	1,377	2,709		
525210	Conference, Meeting & Training Expense	740	677	1,500	3,200		
525230	Subscriptions, Dues, & Books	25	25	700	1,800		
529903	Contingency	0	0	0	0		
	*** Total Operating**	**2,323**	**1,642**	**4,819**	**9,168**	**0**	**0**
	**** Total Personnel & Operating**	**124,078**	**61,415**	**395,298**	**350,947**	**0**	**0**
	Capital						
540000	Small Tools & Minor Equipment	0	0	0	0		
	**** Total Capital**	**0**	**0**	**0**	**0**	**0**	**0**
	Other Financing Uses						
812460	Op Trn to Drug Court	27,000	7,875	31,500	27,000		
812500	Op Trn to Sol/Victim Witness	83,117	23,540	94,160	91,256		
	*****Total Other Financing Uses**	**110,117**	**31,415**	**125,660**	**118,256**	**0**	**0**
	***** Total Budget Appropriation**	**234,195**	**92,830**	**520,958**	**469,203**	**0**	**0**

SECTION IV

COUNTY OF LEXINGTON
Capital Item Summary
Fiscal Year – 2016-17

Fund #	2611	Fund Title:	Solicitor State Funds
Organization #	141200	Organization Title:	Solicitor
Program #		Program Title:	Solicitor State Funds

Qty	Item Description	BUDGET 2016-17 Requested Amount

**** Total Capital (Transfer Total to Section III)** **0**

SECTION V. - PROGRAM OVERVIEW

Summary of Programs:

Solicitor State Funds

Program:

Objective:

Funds appropriated for Solicitor State Support are allocated to the SC Commission on Prosecution Coordination to be distributed on a per capita basis (using the latest decennial census) to the sixteen (16) Circuit Solicitors. Any balance remaining at the end of a fiscal year is carried over to the next year.

SECTION VI. LINE ITEM NARRATIVES

SECTION VI. A. - SUMMARY OF REVENUES

443500 – BOND ESTREATMENTS **$ 16,000**

Pursuant to SC Code of Laws Section 17-15-260, the Solicitor's Office receives 25% of the total revenue collected from the estreatment of surety bonds. The County General Fund receives a 50% share of the revenue, unless the case was generated within a municipality. If this is the case, the County General Fund and the municipality each get a 25% share. The remaining 25% goes to the State General Fund. Thus, if the Solicitor's portion is $16,000, the County General Fund will receive between $16,000 and $32,000, depending on which law enforcement agency generated the underlying cases. The Solicitor's Office has been diligent in seeking the estreatments of bonds which has led to bonding companies being more vigorous in finding defendants who have bench warrants issued against them. It is estimated that the Solicitor's Office share of estreatments for FY 2016-17 will be approximately $16,000.

451500 – CIRCUIT SOLICITOR – STATE SUPPLEMENT **$ 453,867**

State appropriation to provide supplemental funding for the Eleventh Judicial Circuit Solicitor's Office.

SECTION VI. B. - LISTING OF POSITIONS

Current Staffing Level:

Full Time Equivalent

Job Title	Positions	General Fund	Other Fund	Total	Band
Attorney II	2		2	2	212
Attorney I	2		2	2	211
PT Administrative Assistant II	.9		.9	.9	105
Total	4.9		4.9	4.9	

All positions listed above require insurance.

Organization chart is displayed in Fund 1000 of the Solicitor's (141200) FY 16-17 Budget Request.

SECTION VI. C. - OPERATING LINE ITEM NARRATIVES

521000 – OFFICE SUPPLIES **$ 500**

To cover the cost of routine office supplies like business cards, badges, pens, paper, and envelopes.

524201 – GENERAL TORT LIABILITY INSURANCE **$ 233**

To cover the cost of general tort liability insurance coverage, per Risk Management.

524202 – SURETY BONDS - 5 **$ 0**

Per Risk Management, FY 2016-17 is a non-bond year.

525030 – 800 MHZ RADIO SERVICE CHARGES – 1 **$ 611**

To cover the service charges of one 800 MHz Radio. The anticipated annual service charge is $610.08.

525031 – 800 MHZ RADIO MAINTENANCE CHARGES – 1 **$ 115**

To cover the maintenance charges of one 800 MHz Radio. The anticipated annual maintenance charge is $114.50.

525041 – E-MAIL SERVICE CHARGES - 21 **$ 2,709**

The cost of e-mail services is $10.75 per month per account. 21 accounts @ 10.75 per account times 12 months.

525210 – CONFERENCE, MEETING & TRAINING EXPENSE **$ 3,200**

To cover the cost of continuing education conferences and courses for the attorneys to maintain their licenses.

525230 – SUBSCRIPTIONS, DUES & BOOKS **$ 1,800**

This account will cover costs associated with law books and annual updates; reference books and journals; subscriptions; SC Bar Association Dues and other required materials necessary to aid/improve prosecution within the Office of Solicitor.

SECTION VI. D. - CAPITAL LINE ITEM NARRATIVES

CAPITAL REQUEST

No capital items are requested.

OTHER FINANCING USES

812460 – OP TRN TO DRUG COURT **$ 27,000**

The Solicitor's State Funds contribution to the Drug Court Program.

812500 – OP TRN TO VICTIM WITNESS PROGRAM/SOLICITOR **$ 91,256**

To provide funding to assist with State required services to victims of crimes.

COUNTY OF LEXINGTON
PRE-TRIAL INTERVENTION GRANT
Annual Budget
Fiscal Year - 2016-17

Object Code	Revenue Account Title	Actual 2014-15	Received Thru Dec 2015-16	Amended Budget Thru Dec 2015-16	Projected Revenues Thru Jun 2015-16	Requested 2016-17	Recommend 2016-17	Approved 2016-17
	***Pre-Trial Intervention Fund 2612:**							
	Revenue:							
456100	Program Income	195,528	56,597	326,475	326,475	307,250		
461000	Investment Interest	0	0	0	0	0		
	**** Total Revenue**	195,528	56,597	326,475	326,475	307,250	0	0
	*****Total Appropriation**				325,945	307,780	0	0
	FUND BALANCE Beginning of Year				0	530	530	530
	FUND BALANCE - Projected End of Year				530	0	530	530

Fund: 2612
Division: Judicial
Organization: 141200 - Pre-Trial Intervention

Object Code	Expenditure Classification	2014-15 Expend	2015-16 Expend (Dec)	2015-16 Amended (Dec)	2016-17 Requested	*BUDGET* 2016-17 Recommend	2016-17 Approved
	Personnel						
510100	Salaries & Wages - 4.35	143,351	67,560	228,821	204,721		
511112	FICA - Employer's Portion	9,723	4,594	17,505	15,661		
511113	State Retirement - Employer's Portion	15,631	7,472	25,308	22,642		
511120	Employee Insurance - 4.35	23,400	11,700	39,000	33,930		
511130	Workers Compensation	516	244	825	757		
519999	Personnel Contingency	0	0	10,899	4,876		
	*** Total Personnel**	**192,621**	**91,570**	**322,358**	**282,587**	**0**	**0**
	Operating Expenses						
521000	Office Supplies	0	0	0	2,059		
521100	Duplicating	1,978	797	1,960	2,348		
522200	Small Equipment Repairs & Maint.	0	0	0	455		
524201	General Tort Liability Insurance	167	167	172	177		
524202	Surety Bonds - 5	29	0	0	0		
524302	Court Ref Volunteer Liab Ins	0	0	1,050	1,082		
525041	E-mail Service Charges - 6	486	243	405	774		
525210	Conference, Meeting & Training Expense	0	0	0	5,000		
529903	Contingency	0	0	0	13,048		
	*** Total Operating**	**2,660**	**1,207**	**3,587**	**24,943**	**0**	**0**
	**** Total Personnel & Operating**	**195,281**	**92,777**	**325,945**	**307,530**	**0**	**0**
	Capital						
540000	Small Tools & Minor Equipment	0	0	0	250		
540010	Minor Software	0	0	0	0		
	All Other Equipment	0	0	0	0		
	**** Total Capital**	**0**	**0**	**0**	**250**	**0**	**0**
	***** Total Budget Appropriation**	**195,281**	**92,777**	**325,945**	**307,780**	**0**	**0**

SECTION II

COUNTY OF LEXINGTON
Proposed Revenues
Fines, Fees, and Other
Budget FY - 2016-17

Fund #: 2612 Fund Name: Pre-Trial Intervention Grant

Organ. #: 141200 Organ. Name: Solicitor

Revenue Code	Fee Title	Actual Fees FY 2013-14	Actual Fees FY 2014-15	12/31/2015 Year-to-Date FY 2015-16	Anticipated Fiscal Year Total FY 2015-16	Budget: Units of Service	Budget: Current Fee	Budget: Current Total Estimated Fees FY 2016-17	Budget: Proposed Fee Change	Budget: Total Proposed Estimated Fees FY 2016-17
456100	Program Income	$190,355	$195,528	$56,597	$326,475			$307,250		$307,250

SECTION IV

COUNTY OF LEXINGTON
Capital Item Summary
Fiscal Year – 2016-17

Fund #	2612	Fund Title:	Pre-Trial Intervention Grant
Organization #	141200	Organization Title:	Solicitor
Program #		Program Title:	Pre-Trial Intervention Grant

Qty	Item Description	BUDGET 2016-17 Requested Amount
	Small Tools & Minor Equipment	250
	Minor Software	0

**** Total Capital (Transfer Total to Section III)** **250**

SECTION V. - PROGRAM OVERVIEW

Summary of Programs:

Pre-Trial Intervention Program

Program:

Objectives:

To assist the Circuit Solicitor, magistrates and city court judges in the handling of criminal cases by diverting offenders with no significant criminal history as specified by law from the traditional criminal justice system process into a program that promotes accountability and responsibility through counseling, community service and restitution to the victim resulting in dismissal of criminal charges, thereby relieving the courts of this burden of cases.

Service Standards:

a. To assist the Circuit Solicitor, magistrates and city court judges in the diversion of appropriate cases to the Pre-Trial Intervention (PTI) program.
b. To conduct application interviews, investigate the application by contacting victims, arresting officers and performing criminal history checks and accessing state PTI database to ensure that applicant has not previously been accepted into a PTI program.
c. Determine eligibility and present to Solicitor for approval; upon approval, schedule orientation date. If rejected, complete proper paperwork to return case to court.
d. Accept defendants into program, assign program requirements, make counseling and drug testing schedule, determine restitution amount and payment schedule.
e. Monitor progress through program and recommend successful completion or termination to Solicitor.
f. Complete proper paperwork and documentation of case in computer and in compliance with state statutes.

Service Level Indicators:	Actual FY 13/14	Actual FY 14/15	Actual July - Dec. FY 15/16	Estimated FY 15/16	Projected FY 16/17
Applications	934	974	375	945	950
Accepted	833	845	333	850	855
Rejected	229	284	150	184	175
Terminated	151	209	77	150	150
Completed	657	727	302	708	710

SECTION VI. LINE ITEM NARRATIVES

SECTION VI. A. - LISTING OF REVENUES

456100 – PROGRAM INCOME **$ 307,250**

The Pre-Trial Intervention program charges fees as set by SC Code of Laws Section 17-22-10. The application fee is $100 and the participation fee is $250. However, the Solicitor can waive fees or portion of fees in cases of indigence. The application fees are estimated to be $95,000 and the participation fees are estimated at $212,250 (855 participants x $250 - $1,500 waived fees = $212,250) .

SECTION VI. B. – LISTING OF POSITIONS

Current Staffing Level:

Job Title	Full Time Equivalent Positions	General Fund	Other Fund	Total	Band
Director	.35		.35	.35	210
Case Manager II	1		1	1	113
Case Manager I	2		2	2	111
Sr. Administrative Assistant I	1		1	1	108
Total Positions	4.35		4.35	4.35	

All of the above positions require insurance.

Organization chart is displayed in Fund 1000 of the Solicitor's (141200) FY 16-17 Budget Request.

SECTION VI. C. - OPERATING LINE ITEM NARRATIVES

521000 – OFFICE SUPPLIES **$ 2,059**

To cover routine office supplies used in the preparation, management, and closure of diversion cases.

HP LaserJet P4515 toner (3)..... $ 753
HP LaserJet 3050 toner (4)..... $ 256
Miscellaneous Central Stores supplies ..... $ 800

- Printer paper and labels
- Pens, markers, and highlighters
- Staples, binders, paper clips, legal pads, post-its, folders, etc.
- Calendars, batteries, and computer cleaning supplies

Miscellaneous office supplies..... $ 250

- Pre-printed forms
- Self-inking stamps
- Letterhead
- Envelopes
- Business cards

521100 – DUPLICATING **$ 2,348**

This account is used to cover the cost of duplicating diversion applications, client requirement instructions, client identification, state forms, restitution information, client letters, law enforcement letters, diversion competition package, and other diversion related items.

Copy Machine Usage cost (.0329) x 60,000 copies	$ 1,974.00
Copy Machine Paper 120 Reams @ $3.12	$ 374.40

522200 – SMALL EQUIPMENT REPAIRS & MAINTENANCE **$ 455**

This request is for one (1) HP LaserJet P4515 CB388A Maintenance Kit with an estimated cost of $305 and $150 for miscellaneous repairs of PCs and other equipment.

524201 – GENERAL TORT LIABILITY INSURANCE **$ 177**

To cover the cost of general tort liability insurance coverage, per Risk Management.

524202 – SURETY BONDS **$ 0**

Per Risk Management, FY 2016-17 is a non-bond year.

524302 – COURT REF VOLUNTEER LIABILITY INSURANCE **$ 1,082**

The Solicitor's Office Diversion Programs have one policy with CIMA for volunteer liability insurance. This one policy is shared between the Pre-Trial Intervention Program, Drug Court, AEP and Juvenile Arbitration to reduce membership fees. The cost to each program is: Pre-Trial Intervention pays 50%, Juvenile Arbitration pays 35%, Drug Court pays 5%, and AEP pays 10%. The estimated FY 2016-17 is 2,163.00

525041 – E-MAIL SERVICE CHARGES **$ 774**

The cost of e-mail services is $10.75 per month per account. 6 accounts @ $10.75 per account times 12 months.

525210 – CONFERENCE, MEETING & TRAINING EXPENSE **$ 5,000**

To cover the cost of continuing education conferences and courses for diversion program personal to maintain their state required training hours. Estimated FY 16/17 costs to attend conference and trainings are as follows:

- SC Solicitors' Association Annual Conference $4,000
- Other conferences and seminars, such as the PTI statewide conference ..... $ 1,000

529903 – CONTINGENCY **$ 13,048**

To cover the cost of any unanticipated expenses of operating the program.

SECTION VI. D. - CAPITAL LINE ITEM NARRATIVES

CAPITAL REQUEST

540000 – SMALL TOOLS & MINOR EQUIPMENT **$ 250**

This request is to cover the normal replacement or purchase of items like calculators, staplers, office phones, ergonomic keyboards/mice, USB flash drives, etc.

540010 – MINOR SOFTWARE **$ 0**

None

COUNTY OF LEXINGTON
WORTHLESS CHECK UNIT
Annual Budget
FY 2016-17 Estimated Revenue

Object Code	Revenue Account Title	Actual 2014-15	Received Thru Dec 2015-16	Amended Budget Thru Dec 2015-16	Projected Revenues Thru Jun 2015-16	Requested 2016-17	Recommend 2016-17	Approved 2016-17
	***Solicitor / Worthless Check Unit 2613:**							
	Revenues:							
431004	Worthless Check Fees	133,783	60,100	123,153	123,153	111,899		
461000	Investment Interest	150	47	100	100	100		
455004	Tri-County WCU Contribution	0	0	0	0	61,326		
	**** Total Revenue**	133,933	60,147	123,253	123,253	173,325	0	0
	*****Total Appropriation**				344,312	209,283	0	0
	Contingency:							
	Vacant Positions - 3/FT - 1/PT w/fringes				(148,961)			
	Vacant Positions - 1/PT w/fringes					(31,948)		
	Unused Salary - Move 1/FT to 1/PT				(7,667)			
	Unused Insurance - 1/FT w/o Ins.				(7,800)			
	Unused				(16,223)			
	FUND BALANCE							
	Beginning of Year				44,418	4,010	4,010	4,010
	FUND BALANCE - Projected							
	End of Year				4,010	0	4,010	4,010

SECTION II

COUNTY OF LEXINGTON
Proposed Revenues
Fines, Fees, and Other
Budget FY - 2016-17

Fund #: 2613 Fund Name: Worthless Check Unit

Organ. #: 141200 Organ. Name: Solicitor

Revenue Code	Fee Title	Actual Fees FY 2013-14	Actual Fees FY 2014-15	12/31/15 Year-to-Date FY 2015-16	Anticipated Fiscal Year Total FY 2015-16	Budget: Units of Service	Budget: Current Fee	Budget: Current Total Estimated Fees FY 2016-17	Budget: Proposed Fee Change	Budget: Total Proposed Estimated Fees FY 2016-17
431004	Worthless Check Fees	$183,945	$133,783	$60,100	$123,153			$111,899		$111,899
461000	Investment Interest	$220	$150	$47	$100			$100		$100
455004	Tri-County WCU Contribution	$0	$0	$0	$0			$61,326		$61,326

COUNTY OF LEXINGTON
WORTHLESS CHECK UNIT
Annual Budget
Fiscal Year - 2016-17

Fund: 2613
Division: Judicial
Organization: 141200 - Solicitor

Object Code	Expenditure Classification	2014-15 Expend	2015-16 Expend (Dec)	2015-16 Amended (Dec)	2016-17 Requested	BUDGET 2016-17 Recommend	BUDGET 2016-17 Approved
	Personnel						
510100	Salaries & Wages - 2	108,019	44,507	177,389	95,800		
510300	Part Time - 2 (1.625 FTE)	27,263	7,497	44,284	43,893		
511112	FICA Cost	9,720	3,705	16,958	10,687		
511113	SCRS - Employer's Portion	12,490	5,752	24,517	15,450		
511120	Employee Insurance - 2	15,600	7,800	39,000	15,600		
511130	Workers Compensation	452	172	775	517		
511213	SCRS - Employer's Portion (Retiree)	2,263	0	0	0		
519999	Personnel Contingency	0	0	9,925	3,327		
	*** Total Personnel**	**175,807**	**69,433**	**312,848**	**185,274**	**0**	**0**
	Operating Expenses						
520200	Contracted Services	1,965	831	2,050	2,150		
521000	Office Supplies	529	104	2,500	800		
521100	Duplicating	824	245	700	950		
522200	Small Equipment Repairs & Maint.	0	0	425	450		
524201	General Tort Liability Insurance	213	190	219	226		
524202	Surety Bonds - 4	43	0	0	0		
525000	Telephone	1,908	636	1,950	1,600		
525021	Smart Phone Charges	636	210	675	650		
525041	E-mail Service Charges - 2	162	81	162	258		
525100	Postage	8,769	3,133	12,000	9,000		
525210	Conference, Meeting & Training Expense	737	0	750	500		
525240	Personal Mileage Reimbursement	3,359	1,492	3,500	3,250		
527040	Outside Personnel (Temporary)	0	2,044	6,458	4,100		
	*** Total Operating**	**19,145**	**8,966**	**31,389**	**23,934**	**0**	**0**
	**** Total Personnel & Operating**	**194,952**	**78,399**	**344,237**	**209,208**	**0**	**0**
	Capital						
540000	Small Tools & Minor Equipment	214	0	75	75		
540010	Minor Software	0	0	0	0		
	All Other Equipment	3,942	0	0	0		
	**** Total Capital**	**4,156**	**0**	**75**	**75**	**0**	**0**
	***** Total Budget Appropriation**	**199,108**	**78,399**	**344,312**	**209,283**	**0**	**0**

SECTION IV

COUNTY OF LEXINGTON
Capital Item Summary
Fiscal Year – 2016-17

Fund #	2613	Fund Title:	Worthless Check Unit
Organization #	141200	Organization Title:	Solicitor
Program #		Program Title:	Worthless Check Unit

Qty	Item Description	BUDGET 2016-17 Requested Amount
	Small Tools & Minor Equipment	75
	Minor Software	0

**** Total Capital (Transfer Total to Section III)** 75

SECTION V. - PROGRAM OVERVIEW

Summary of Program:

Worthless Check Unit

Program:

Objectives:

The Worthless Check Unit was established by the Solicitor's Office under authority of FY 2003-04 State Budget Proviso 33.6 and is currently operating pursuant to SC Code of Laws Section 17-22-710. It is designed to assist victims of fraudulent checks in collecting restitution. This program is provided at no cost to the victims.

The program is self-supporting and provides additional revenue to Lexington County through fees added to each fraudulent check processed by the Worthless Check Unit. Depending on the amount of the fraudulent check, the Worthless Check Unit receives between $50-$150 on each paid check, while Lexington County receives $41 on each paid check.

In January 2012, the Worthless Check Unit began working with the Lexington County Sheriff's Office to assist them with dormant check warrant cases. A dormant check warrant is a warrant where unsuccessful attempts have been made by the Lexington County Sheriff's Office to locate the check writer.

Processed check cases by fiscal year (July 1 to June 30)

SERVICE LEVELS

Service Level Indicators:	Actual FY 13/14	Actual FY 14/15	Actual July - Dec. FY 15/16	Anticipated FY 15/16	Estimated FY 16/17
Traditional Check Cases	3,075	2,544	1,395	2,563	2,615
Dormant Check Warrant Cases	3,378	1,153	594	1,155	1,040
Total	**6,453**	**3,697**	**1,989**	**3,718**	**3,655**

Terminology:

- Traditional Check Cases - Checks that are submitted to the Worthless Check Unit by the victim or his/her representative.
- Dormant Check Warrant Cases - a warrant where unsuccessful attempts have been made by the Lexington County Sheriff's Office to locate the check writer.

Program synopsis based on calendar year (January 1 to December 31)

SERVICE LEVELS

Service Level Indicators:	**Calendar Year 2012**	**Calendar Year 2013**	**Calendar Year 2014**	**Calendar Year 2015**
Traditional Check Cases				
- Received	3,728	3,103	2,713	2,639
- Collected	3,074	2,349	2,068	1,710
- Overall Collection Rate	82 %	76 %	76 %	65%
- Avg. Solicitor Fee for Calendar Year	$ 56.49	$ 59.71	$ 57.71	$ 58.65
Dormant Check Warrant Cases				
- Received	5,859	5,694	1,148	1,262
- Collected Checks:				
Received in Same Calendar Year	1,177	1,198	211	253
Received in Prior Calendar Year(s)	0	295	245	176
- Collection Rate:				
Received in Same Calendar Year	20%	21%	18%	20%
Received in Prior Calendar Year(s)*	0%	5%	4%	3%
- Overall Collection Rate	20 %	26 %	22 %	23%
- Avg. Solicitor Fee for Calendar Year	$ 50.34	$ 50.45	$51.15	$ 50.81
Merchant Restitution/Service Fees	$ 930,522.79	$ 873,271.24	$ 480,664.30	$ 594,479.20

* Collection Rate of received in Prior Calendar Year(s) for Dormant Check Warrant Cases is determined by dividing the number of collected checks received in prior years divided by the number of Dormant Check Warrant Cases that were pending as of January 1st of that calendar year.

SECTION VI. LINE ITEM NARRATIVES

SECTION VI. A. – LISTING OF REVENUES

431004 – WORTHLESS CHECK FEES **$ 111,899**

The Worthless Check Fees are established in SC Code of Laws Section 17-22-710. It states that for every check, the fee ranges from $50 to $150 depending on the amount of the check. Estimated revenues are determined by using the formula in the charts below. The Worthless Check Unit FY 2016-17 estimated revenues are $111,899.40.

Traditional Check Cases

FY 16/17 estimate of checks received		2,615
Calendar year 2015 collection rate summary	x	65 %
FY 16/17 estimate of checks collected		1,700
Calendar year 2015 average Solicitor fee	x	$ 58.65
Traditional Check Cases estimated revenue		**$ 99,705.00**

Dormant Check Warrant Cases

FY 16/17 estimate of checks received		1,040
Calendar year 2015 collection rate summary	x	23 %
FY 16/17 estimate of checks collected		240
Calendar year 2015 average Solicitor fee	x	$ 50.81
Dormant Check Warrant Cases estimated revenue		**$ 12,194.40**

Estimated Revenue Summary

Traditional Check Cases estimated revenue		$ 99,705.00
Dormant Check Warrant Cases estimated revenue	+	$ 12,194.40
Total estimated revenue		**$ 111,899.40**

461000 – INVESTMENT INTEREST **$ 100**

Interest earned on Worthless Check Fees.

455004 – TRI-COUNTY WCU CONTRIBUTION **$ 61,326**

Current and previous years unexpended Worthless Check Fees from the Tri-County Worthless Check Programs (Edgefield, Saluda, and McCormick).

SECTION VI. B. – LISTING OF POSITIONS

Current Staffing Level:

Job Title	Positions	Full Time Equivalent: General Fund	Full Time Equivalent: Other Fund	Full Time Equivalent: Total	Band
Director	1		1	1	210
Paralegal	1		1	1	108
PT Administrative Assistant I	1		1	1	104
PT Administrative Assistant II	.625		.625	.625	105
Total Positions	3.625		3.625	3.625	

The two full time positions above require health insurance.

Organization chart is displayed in Fund 1000 of the Solicitor's (141200) FY 16-17 Budget Request.

SECTION VI. C. - OPERATING LINE ITEM NARRATIVES

520200 – CONTRACTED SERVICES **$ 2,150**

To cover the cost of West's CLEAR (Consolidated Lead Evaluation and Reporting). This service is available only to Law Enforcement Agencies and allows for a detailed search of public records and public utilities to aid the Worthless Check Unit in locating check writers.

521000 – OFFICE SUPPLIES **$ 800**

This account will cover routine office supplies (paper, pens, sheet protectors, envelopes) as well as other supplies such as toner for the 2 high volume LaserJet Printers.

521100 – DUPLICATING **$ 950**

This account will cover the cost of duplicating forms, letters, applications, warrants, documents, receipts, police reports and other documents.

Copy Machine Usage cost (.0329) x 24,250 copies	$ 797.83
Copy Machine Paper 49 Reams @ $3.12	$ 152.88

522200 – SMALL EQUIPMENT REPAIRS & MAINTENANCE **$ 450**

The Worthless Check Unit uses 2 high volume printers that require routine maintenance. This account will cover the cost of the routine maintenance and any needed repairs.

524201 – GENERAL TORT LIABILITY INSURANCE **$ 226**

To cover the cost of general tort liability insurance coverage, per Risk Management.

524202 - SURETY BONDS **$ 0**

Per Risk Management, FY 2016-17 is a non-bond year.

525000 – TELEPHONE **$ 1,600**

To cover the cost of six telephone lines and any Comporium service charges related to maintenance of the telephone system.

525021 – SMART PHONE CHARGES **$ 650**

To cover the cost of the Worthless Check Unit Director's smart phone charges.

525041 – E-MAIL SERVICE CHARGES **$ 258**

The cost of e-mail services is $10.75 per month per account. 2 accounts @ $10.75 per account times 12 months.

525100 – POSTAGE **$ 9,000**

To cover the cost of postage for mailing first class mail, certified letters and large envelopes.

525210 – CONFERENCE, MEETING & TRAINING EXPENSE **$ 500**

To cover the cost of conferences required for certification.

525240 – PERSONAL MILEAGE REIMBURSEMENT **$ 3,250**

Estimated cost of mileage reimbursement for the Director who travels to meet with merchants, and attend court at Magistrate's offices.

527040 – OUTSIDE PERSONNEL (TEMPORARY) **$ 4,100**

This request is to cover the cost of any temporary personnel.

SECTION VI. D. - CAPITAL LINE ITEM NARRATIVES

CAPITAL REQUEST:

54000 – SMALL TOOLS & MINOR EQUIPMENT **$ 75**

This request is to cover the cost of small tools and equipment such as office telephones, calculators, staplers, keyboards, mice, etc.

540010 – MINOR SOFTWARE **$ 0**

None.

COUNTY OF LEXINGTON
SOLICITOR / DUI/DRUG CASE PROSECUTION
Annual Budget
Fiscal Year - 2016-17

Object Code	Revenue Account Title	Actual 2014-15	Received Thru Dec 2015-16	Amended Budget Thru Dec 2015-16	Projected Revenues Thru Jun 2015-16	Requested 2016-17	Recommend 2016-17	Approved 2016-17
	***Sol / DUI/Drug Case Prosecution 2614:**							
	Revenue:							
451500	Circuit Solicitor - State Supplement	0	0	82,436	82,436	72,848		
456100	Program Income	7,441	0	0	0	0		
	**** Total Revenue**	7,441	0	82,436	82,436	72,848	0	0
	*****Total Appropriation**				82,436	72,848	0	0
	FUND BALANCE Beginning of Year				0	0	0	0
	FUND BALANCE - Projected End of Year				0	0	0	0

Fund: 2614
Division: Judicial
Organization: 141200 - Solicitor

Object Code	Expenditure Classification	2014-15 Expend	2015-16 Expend (Dec)	2015-16 Amended (Dec)	2016-17 Requested	*BUDGET* 2016-17 Recommend	2016-17 Approved
	Personnel						
510100	Salaries & Wages - 1	5,107	0	58,804	52,025		
511112	FICA - Employer's Portion	377	0	4,499	3,980		
511113	State Retirement - Employer's Portion	557	0	6,504	5,754		
511120	Employee Insurance - 1	1,300	0	7,800	7,800		
511130	Workers Compensation	18	0	212	192		
519999	Personnel Contingency	0	0	2,801	1,239		
	*** Total Personnel**	**7,359**	**0**	**80,620**	**70,990**	**0**	**0**
	Operating Expenses						
521000	Office Supplies	0	0	0	200		
524201	General Tort Liability Insurance	75	75	77	79		
524202	Surety Bonds - 1	0	0	0	0		
525021	Smart Phone Charges	0	0	700	650		
525041	E-mail Service Charges	7	0	81	129		
525210	Conference, Meeting & Training Expense	0	0	750	800		
525240	Personal Mileage Reimbursement	0	0	208	0		
	*** Total Operating**	**82**	**75**	**1,816**	**1,858**	**0**	**0**
	**** Total Personnel & Operating**	**7,441**	**75**	**82,436**	**72,848**	**0**	**0**
	Capital						
	*** Total Capital**	**0**	**0**	**0**	**0**	**0**	**0**
	***** Total Budget Appropriation**	**7,441**	**75**	**82,436**	**72,848**	**0**	**0**

SECTION II

COUNTY OF LEXINGTON
Proposed Revenues
Fines, Fees, and Other
Budget FY - 2016-17

Fund #: 2614 Fund Name: Solicitor / DUI/Drug Case Prosecution

Organ. #: 141200 Organ. Name: Solicitor

Revenue Code	Fee Title	Actual Fees FY 2013-14	Actual Fees FY 2014-15	12/31/15 Year-to-Date FY 2015-16	Anticipated Fiscal Year Total FY 2015-16	Budget: Units of Service	Budget: Current Fee	Budget: Current Total Estimated Fees FY 2016-17	Budget: Proposed Fee Change	Budget: Total Proposed Estimated Fees FY 2016-17
451500	Circuit Solicitor State Supplement	$0	$0	$0	$82,436			$72,848		$72,848
456100	Program Income	$75,190	$7,441	$0	$0			$0		$0

SECTION IV

COUNTY OF LEXINGTON
Capital Item Summary
Fiscal Year – 2016-17

Fund #	2614	Fund Title:	Solicitor / DUI/Drug Case Prosecution
Organization #	141200	Organization Title:	Solicitor
Program #		Program Title:	Solicitor / DUI/Drug Case Prosecution

Qty	Item Description	BUDGET 2016-17 Requested Amount

**** Total Capital (Transfer Total to Section III)** **0**

SECTION V. - PROGRAM OVERVIEW

Summary of Programs:

Solicitor DUI/Drug Case Prosecution

Program:

Objective:

The prosecutor position in this fund primarily handles alcohol related driving offenses and/or drug cases. This position is funded entirely through the Eleventh Judicial Circuit Solicitor's State Funds.

SECTION VI. LINE ITEM NARRATIVES

SECTION VI. A. – LISTING OF REVENUES

451500 – CIRCUIT SOLICITOR - STATE SUPPLEMENT **$ 72,848**

The funding for this position is from the Eleventh Judicial Circuit Solicitor's State Funds. The Solicitor reimburses the County on a quarterly basis for expenses incurred.

456100 – PROGRAM INCOME **$ 0**

None.

SECTION VI. B. - LISTING OF POSITIONS

Current Staffing Level:

		Full Time Equivalent			
Job Title	**Positions**	**General Fund**	**Other Fund**	**Total**	**Band**
Assistant Solicitor I	1		1	1	211
Total	1		1	1	

The above position requires insurance.

Organization chart is displayed in Fund 1000 of the Solicitor's (141200) FY 16-17 Budget Request.

SECTION VI. C. - OPERATING LINE ITEM NARRATIVES

521000 – OFFICE SUPPLIES **$ 200**

To cover the cost of routine office supplies such as paper, pens, envelopes, notepads, folders, etc.

524201 – GENERAL TORT LIABILITY INSURANCE **$ 79**

To cover the cost of general tort liability insurance, per the January 13, 2016 Finance Department memorandum.

524202 – SURETY BONDS - 1 **$ 0**

Per Risk Management, FY 2016-17 is a non-bond year.

525021 – SMART PHONE CHARGES **$ 650**

To cover the annual cost of a smart phone.

525041 – E-MAIL SERVICE CHARGES - 1 **$ 129**

The cost of e-mail services is $10.75 per month per account. 1 account @ $10.75 per account times 12 months.

525210 – CONFERENCE, MEETING & TRAINING EXPENSE **$ 800**

To cover the cost of continuing education conferences and courses for the attorney to maintain his/her license.

SECTION VI. D. - CAPITAL LINE ITEM NARRATIVES

CAPTIAL REQUEST

No capital items are requested.

COUNTY OF LEXINGTON
ALCOHOL EDUCATION PROGRAM
Annual Budget
Fiscal Year - 2016-17

Object Code	Revenue Account Title	Actual 2014-15	Received Thru Dec 2015-16	Amended Budget Thru Dec 2015-16	Projected Revenues Thru Jun 2015-16	Requested 2016-17	Recommend 2016-17	Approved 2016-17
	***Alcohol Education Program 2615:**							
	Revenues:							
456100	Program Income	24,561	7,125	25,750	25,750	59,549		
	**** Total Revenue**	24,561	7,125	25,750	25,750	59,549	0	0
	*****Total Appropriation**				83,406	126,962	0	0
	Contingency:							
	Vacant Position - 1/FT w/fringes Unused				(57,604)	(67,413)		
	FUND BALANCE Beginning of Year				0	(52)	(52)	(52)
	FUND BALANCE - Projected End of Year				(52)	(52)	(52)	(52)

Fund: 2615
Division: Judicial
Organization: 141200 - Solicitor

Object Code	Expenditure Classification	2014-15 Expend	2015-16 Expend (Dec)	2015-16 Amended (Dec)	2016-17 Requested	*BUDGET* 2016-17 Recommend	2016-17 Approved
	Personnel						
510100	Salaries & Wages - 2	18,703	8,814	58,851	91,317		
511112	FICA Cost	1,360	639	4,502	6,986		
511113	State Retirement	2,039	975	6,509	10,100		
511120	Insurance Fund Contribution - 2	2,340	1,170	10,140	15,600		
511130	Workers Compensation	67	32	212	338		
519999	Personnel Contingency	0	0	2,803	2,175		
	*** Total Personnel**	**24,509**	**11,630**	**83,017**	**126,516**	**0**	**0**
	Operating Expenses						
524201	General Tort Liability Insurance	46	45	47	101		
524202	Surety Bonds	6	0	0	0		
524302	Court Referred Volunteer Liability Ins	0	0	210	216		
525041	E-mail Service Charges	0	0	81	129		
529903	Contingency	0	0	51	0		
	*** Total Operating**	**52**	**45**	**389**	**446**	**0**	**0**
	**** Total Personnel & Operating**	**24,561**	**11,675**	**83,406**	**126,962**	**0**	**0**
	Capital						
	**** Total Capital**	**0**	**0**	**0**	**0**	**0**	**0**
	***** Total Budget Appropriation**	**24,561**	**11,675**	**83,406**	**126,962**	**0**	**0**

SECTION II

COUNTY OF LEXINGTON
Proposed Revenues
Fines, Fees, and Other
Budget FY - 2016-17

Fund #: 2615 Fund Name: Alcohol Education Program

Organ. #: 141200 Organ. Name: Solicitor

Revenue Code	Fee Title	Actual Fees FY 2013-14	Actual Fees FY 2014-15	12/31/15 Year-to-Date FY 2015-16	Anticipated Fiscal Year Total FY 2015-16	Budget: Units of Service	Budget: Current Fee	Budget: Current Total Estimated Fees FY 2016-17	Budget: Proposed Fee Change	Budget: Total Proposed Estimated Fees FY 2016-17
456100	Program Income	$24,490	$24,561	$7,125	$25,750			$59,549		$59,549

SECTION IV

COUNTY OF LEXINGTON
Capital Item Summary
Fiscal Year – 2016-17

Fund #	2615	Fund Title:	Alcohol Education Program
Organization #	141200	Organization Title:	Solicitor
Program #		Program Title:	Alcohol Education Program

Qty	Item Description	BUDGET 2016-17 Requested Amount

**** Total Capital (Transfer Total to Section III)** **0**

SECTION V. - PROGRAM OVERVIEW

Summary of Programs:

Alcohol Education Program

Program:

Objectives:

To facilitate the handling of alcohol related criminal cases by diverting offenders from Magistrate and Municipal Court with no significant criminal history from the traditional criminal justice system. The Alcohol Education Program (AEP) promotes accountability and responsibility through educational counseling, community service and a defensive driving/practical skills course. The program serves in aiding courts with the burden of these cases.

Service Standards:

- To assist Magistrate and Municipal Court Judges in the diversion of appropriate cases into AEP.
- To conduct application interviews and perform criminal history checks.
- Determine eligibility and present to Solicitor for approval.
- Accept defendants into program, assign program requirements, make counseling schedule and defensive driving/practical skills appointments.
- Recruit community service sites that will provide meaningful experiences for the young adults.
- Monitor progress through program and recommend successful completion or termination to Solicitor.
- Complete proper paperwork and documentation of case in the computer in compliance with state statute.

SERVICE LEVELS

Service Level Indicators:	Actual FY 13/14	Actual FY 14/15	Actual July –Dec. FY 15/16	Estimated FY 15/16	Projected FY 16/17
Enrolled	122	81	53	103	103
Successful	100	94	30	90	90
Terminated	15	12	2	7	11

*** All Enrolled participants in the AEP program must successfully complete the Alive at 25 program administered by the South Carolina National Safety Council as well as the M.E.D.I.C. Program administered by the Lexington County Department of Emergency Medical Services.***

SECTION VI. LINE ITEM NARRATIVES

SECTION VI. A. - LISTING OF REVENUES

456100 – Program Income **$ 59,549**

The Alcohol Education Program charges an enrollment fee set by South Carolina Code of Laws Section 17-22-550. The enrollment fee is $250. Scheduled payment plans are utilized. The Solicitor can waive fees in cases of indigence. The number of applicants for FY 16-17 is estimated to be 103. The enrollment income is estimated at 103 applicants x $250 = $25,750. The remaining $33,799 is from prior years unexpended program income.

SECTION VI. B. – LISTING OF POSITIONS

Current Staffing Level:

		Full Time Equivalent			
Job Title	**Positions**	**General Fund**	**Other Fund**	**Total**	**Band**
Director	1		1	1	210
Coordinator	1		1	1	111
Total Positions	2		2	2	

The above positions require insurance.

Organization chart is displayed in Fund 1000 of the Solicitor's (141200) FY 16-17 Budget Request.

SECTION VI. C. - OPERATING LINE ITEM NARRATIVES

524201 – GENERAL TORT LIABILITY INSURANCE **$ 101**

To cover the cost of general tort liability insurance coverage, per Risk Management.

524202 – SURETY BONDS **$ 0**

Per Risk Management, FY 2016-17 is a non-bond year.

524302 – COURT REFERRED VOLUNTEER LIABILITY INSURANCE **$ 216**

The Solicitor's Office Diversion Programs have one policy with CIMA for volunteer liability insurance. This one policy is shared between the Pre-Trial Intervention Program, Drug Court, AEP and Juvenile Arbitration to reduce membership fees. The cost to each program is: Pre-Trial Intervention pays 50%, Juvenile Arbitration pays 35%, Drug Court pays 5%, and AEP pays 10%. The estimated FY 2016-17 premium is $2,163.

525041 – E-MAIL SERVICE CHARGES **$ 129**

The cost of e-mail services is $10.75 per month per account. 1 account @ $10.75 per account times 12 months.

529903 – CONTINGENCY **$ 0**

To cover the cost of any unanticipated expenses of operating the program.

SECTION VI. D. - CAPITAL LINE ITEM NARRATIVES

CAPITAL REQUEST

No capital items are requested.

COUNTY OF LEXINGTON
BROKER DISCLOSURE PENALTY
Annual Budget
Fiscal Year - 2016-17

Object Code	Revenue Account Title	Actual 2014-15	Received Thru Dec 2015-16	Amended Budget Thru Dec 2015-16	Projected Revenues Thru Jun 2015-16	Requested 2016-17	Recommend 2016-17	Approved 2016-17
	***Broker Disclosure Penalty 2616:**							
	Revenues:							
461000	Investment Interest	526	322	500	500	750		
469912	Litigation Settlement	0	0	0	0	0		
	**** Total Revenue**	526	322	500	500	750	0	0
	*****Total Appropriation**				199,853	200,129	0	0
	Contingency:							
	Unused				(199,853)			
	FUND BALANCE							
	Beginning of Year				198,879	199,379	199,379	199,379
	FUND BALANCE - Projected							
	End of Year				199,379	0	199,379	199,379

Fund: 2616
Division: Judicial
Organization: 141200 - Solicitor

Object Code	Expenditure Classification	2014-15 Expend	2015-16 Expend (Dec)	2015-16 Amended (Dec)	2016-17 Requested	*BUDGET* 2016-17 Recommend	2016-17 Approved
	Personnel						
	*** Total Personnel**	**0**	**0**	**0**	**0**	**0**	**0**
	Operating Expenses						
529903	Contingency	0	0	199,853	200,129		
	*** Total Operating**	**0**	**0**	**199,853**	**200,129**	**0**	**0**
	**** Total Personnel & Operating**	**0**	**0**	**199,853**	**200,129**	**0**	**0**
	Capital						
	**** Total Capital**	**0**	**0**	**0**	**0**	**0**	**0**
	***** Total Budget Appropriation**	**0**	**0**	**199,853**	**200,129**	**0**	**0**

SECTION II

COUNTY OF LEXINGTON
Proposed Revenues
Fines, Fees, and Other
Budget FY - 2016-17

Fund #: 2616 Fund Name: Broker Disclosure Penalty

Organ. #: 141200 Organ. Name: Solicitor

Revenue Code	Fee Title	Actual Fees FY 2013-14	Actual Fees FY 2014-15	12/31/15 Year-to-Date FY 2015-16	Anticipated Fiscal Year Total FY 2015-16	Budget: Units of Service	Budget: Current Fee	Budget: Current Total Estimated Fees FY 2015-17	Budget: Proposed Fee Change	Budget: Total Proposed Estimated Fees FY 2016-17
461000	Investment Interest	$125	$526	$322	$500			$750		$750
469912	Litigation Settlement	$0	$0	$0	$0			$0		$0

SECTION IV

COUNTY OF LEXINGTON
Capital Item Summary
Fiscal Year - 2016-17

Fund #	2616	Fund Title:	Broker Disclosure Penalty
Organization #	141200	Organization Title:	Solicitor
Program #		Program Title:	Broker Disclosure Penalty

Qty	Item Description	BUDGET 2016-17 Requested Amount

**** Total Capital (Transfer Total to Section III)** **0**

SECTION V. - PROGRAM OVERVIEW

Summary of Program:

Broker Disclosure Penalty

Program:

Objectives:

This program is the result of a mortgage broker disclosure settlement. The funds in this account reflect the portion of the settlement that the Solicitor's Office received.

SECTION VI. LINE ITEM NARRATIVES

SECTION VI. A. – LISTING OF REVENUES

461000 – INVESTMENT INTEREST **$ 750**

Interest earned on Broker Disclosure Penalty funds.

469912 – LITIGATION SETTLEMENT **$ 0**

None.

SECTION VI. B. – LISTING OF POSITIONS

Current Staffing Level:

This fund does not have any personnel.

SECTION VI. C. - OPERATING LINE ITEM NARRATIVES

529903 – CONTINGENCY **$ 200,129**

To cover the cost of any unanticipated expenses.

SECTION VI. D. - CAPITAL LINE ITEM NARRATIVES

CAPITAL REQUEST

No capital items are requested.

COUNTY OF LEXINGTON
LAW ENFORCEMENT/TITLE IV-D PROCESS SERVER
Annual Budget
Fiscal Year - 2016-17

Object Code	Revenue Account Title	Actual 2014-15	Received Thru Dec 2015-16	Amended Budget Thru Dec 2015-16	Projected Revenues Thru Jun 2015-16	Requested 2016-17	Recommend 2016-17	Approved 2016-17
	***L/E - Title IV-D Process Server 2411:**							
	Revenues:							
451803	IV-D Service of Process Pmts	21,566	7,326	23,254	23,254	17,592		
461000	Investment Interest	475	333	0	0	0		
	**** Total Revenue**	22,041	7,659	23,254	23,254	17,592	0	0
	*****Total Appropriation**				267,500	4,320	0	0
	Contingency:							
	Unused				250,000			
	FUND BALANCE							
	Beginning of Year				270,718	276,472	276,472	276,472
	FUND BALANCE - Projected							
	End of Year				276,472	289,744	276,472	276,472

Fund 2411
Division: Law Enforcement
Organization: 151400 - LE/Judicial Services

Object Code	Expenditure Classification	2014-15 Expend	2015-16 Expend (Dec)	2015-16 Amended (Dec)	2016-17 Requested	BUDGET 2016-17 Recommend	BUDGET 2016-17 Approved
	Personnel						
	*** Total Personnel**	**0**	**0**	**0**	**0**	**0**	**0**
	Operating Expenses						
520200	Contracted Services	0	0	0	0		
520246	NCIC Access Fee	0	0	180	0		
520300	Professional Services	790	60	9,400	2,400		
524201	General Tort Liability Insurance	0	0	0	0		
525004	WAN Service Charges	0	0	1,920	1,920		
525020	Pagers and Cell Phones - 3	869	0	6,000	0		
525600	Uniforms & Clothing	0	0	0	0		
529903	Contingency	0	0	250,000	0		
	*** Total Operating**	**1,659**	**60**	**267,500**	**4,320**	**0**	**0**
	**** Total Personnel & Operating**	**1,659**	**60**	**267,500**	**4,320**	**0**	**0**
	Capital						
540000	Small Tools & Minor Equipment	0	0	0	0		
540010	Minor Software	0	0	0	0		
	All Other Equipment	0	0	0	0		
	**** Total Capital**	**0**	**0**	**0**	**0**	**0**	**0**
	***** Total Budget Appropriation**	**1,659**	**60**	**267,500**	**4,320**	**0**	**0**

SECTION V. – PROGRAM OVERVIEW

The Lexington County Sheriff's Department has a contract to serve non-support papers initiated by SC Department of Social Services. This contracted service generates revenue of $16.50 per service and $16.50 per warrant of failure to comply. The revenue generated by this contract is used to fund the operating expenses associated with the investigation of Title IV-D papers and the service of them.

SECTION VI. A. - SUMMARY OF REVENUES

451803 – IV-D SERVICE OF PROCESS PAYMENTS **$ 17,592**

This revenue is generated from a contract with SC Department of Social Services for LCSD to serve non-support papers. This contracted service generates revenue of $16.50 per service and $16.50 per warrant of failure to comply. This revenue is used to fund the operating expenses associated with the investigation of Title IV-D papers and the service of them.

SECTION VI. C. - OPERATING LINE ITEM NARRATIVES

520300 - PROFESSIONAL SERVICES **$ 2,400**

Professional services are required to obtain subpoenas for records, and public information database search services for investigations.

L-Site Phone Link (Sprint/Nextel)	$ 2,400

525004 – WAN SERVICE CHARGES **$ 1,920**

This account is used to pay connection charges for wide area networks to include air card service.

(4) Aircards @ $40 per month per card	$ 1,920

COUNTY OF LEXINGTON
BULLETPROOF VEST PROGRAM
Annual Budget
Fiscal Year - 2016-17

Object Code	Revenue Account Title	Actual 2014-15	Received Thru Dec 2015-16	Amended Budget Thru Dec 2015-16	Projected Revenues Thru Jun 2015-16	Requested 2016-17	Recommend 2016-17	Approved 2016-17
	***L/E - Bulletproof Vest Program 2414:**							
	Revenues:							
457000	Federal Grant Income	0	0	2,000	2,000	2,000		
461000	Investment Interest	0	0	0	0	0		
801000	Op Trn From General Fund/LE	0	0	2,000	2,000	2,000		
	**** Total Revenue**	0	0	4,000	4,000	4,000	0	0
	*****Total Appropriation**				4,000	4,000	0	0
	FUND BALANCE Beginning of Year				305	305	305	305
	FUND BALANCE - Projected End of Year				305	305	305	305

This grant is split 50% coming from USDOJ and 50% is the County's match.

Fund 2414
Division: Law Enforcement
Organization: 151200 - LE/Operations

Object Code	Expenditure Classification	2014-15 Expend	2015-16 Expend (Dec)	2015-16 Budgeted (Dec)	2016-17 Requested	*BUDGET* 2016-17 Recommend	2016-17 Approved
	Personnel						
	*** Total Personnel**	**0**	**0**	**0**	**0**	**0**	**0**
	Operating Expenses						
525600	Uniforms & Clothing	0	0	4,000	4,000		
529903	Contingency	0	0	0	0		
	*** Total Operating**	**0**	**0**	**4,000**	**4,000**	**0**	**0**
	**** Total Personnel & Operating**	**0**	**0**	**4,000**	**4,000**	**0**	**0**
	Capital						
	**** Total Capital**	**0**	**0**	**0**	**0**	**0**	**0**
	***** Total Budget Appropriation**	**0**	**0**	**4,000**	**4,000**	**0**	**0**

SECTION V. – PROGRAM OVERVIEW

The Bulletproof Vest Partnership Grant funds up to 50 percent of the cost of each vest purchased or replaced by law enforcement applicants with vest models that comply with the requirements of the office of Justice Programs' National Institute of Justice. The new allocation principle required by Congress is to fund the full 50 percent of requested vest needs for applications from jurisdictions with a population under 100,000. The remaining funds will be applied towards the applications from jurisdictions exceeding a population of 100,000 people.

SECTION VI. A. - SUMMARY OF REVENUES

457000 – FEDERAL GRANT INCOME **$ 2,000**

The Bulletproof Vest Partnership Grant funds up to 50% of the cost of vest purchased by law enforcement applicants with vest models that comply with the requirements of the office of Justice Programs' National Institute of Justice. Last fiscal year we did not receive a grant award; therefore, the amount budgeted for this fiscal year has been reduced.

801000 – OPERATING TRANSFER TO BULLETPROOF VEST PROGRAM **$ 2,000**

This budget item will cover the remaining 50% of the cost of the vest or $2,000.

SECTION VI. C. – OPERATING LINE ITEM NARRATIVES

525600 - UNIFORMS AND CLOTHING **$ 4,000**

All certified law enforcement officers must wear body armor for protection, while performing their duties. The warranty on body armor is 5 years; therefore, each year we have a number of officers that must have replacement armor along with new hires. The amount requested is less than previous fiscal years because last fiscal year we did not receive a grant award.

COUNTY OF LEXINGTON
ADVANCED IMPAIRED DRIVER ENFORCEMENT
Annual Budget
FY 2016-17 Estimated Revenue

Object Code	Revenue Account Title	Actual 2014-15	Received Thru Dec 2015-16	Amended Budget Thru Dec 2015-16	Projected Revenues Thru Jun 2015-16	Requested 2016-17	Recommend 2016-17	Approved 2016-17
	*** LE - Advanced Impaired Driver Enforcement 2425:**							
	Revenues:							
457000	Federal Grant Income	172,987	106,446	228,494	228,494	169,539		
461000	Investment Interest	0	0	0	0	0		
801000	Op Trn from General Fund/LE	0	0	0	0	0		
	**** Total Revenue**	172,987	106,446	228,494	228,494	169,539	0	0
	*****Total Appropriation**				228,494	169,539	0	0
	FUND BALANCE Beginning of Year				10,984	10,984	10,984	10,984
	FUND BALANCE - Projected End of Year				10,984	10,984	10,984	10,984

COUNTY OF LEXINGTON
ADVANCED IMPAIRED DRIVER ENFORCEMENT
Annual Budget
Fiscal Year - 2016-17

Fund: 2425
Division: Law Enforcement
Organization: 151235 - LE/Traffic

Object Code	Expenditure Classification	2014-15 Expend	2015-16 Expend (Dec)	2015-16 Amended (Dec)	2016-17 Requested	BUDGET 2016-17 Recommend	BUDGET 2016-17 Approved
	Personnel						
510100	Salaries & Wages - 2	74,000	37,516	92,710	86,000		
510199	Special Overtime	2,700	2,208	0	0		
510200	Overtime	152	53	0	0		
511112	FICA - Employer's Portion	5,662	2,898	7,093	6,579		
511113	State Retirement - Employer's Portion	0	0	4,417	0		
511114	Police Retirement - Employer's Portion	10,311	5,466	7,252	11,042		
511120	Insurance Fund Contribution - 2	14,950	7,800	19,500	16,000		
511130	Workers Compensation	2,584	1,338	2,932	3,090		
515600	Clothing Allowance	0	0	0	0		
	*** Total Personnel**	**110,359**	**57,279**	**133,904**	**122,711**	**0**	**0**
	Operating Expenses						
521000	Office Supplies	0	408	980	240		
521200	Operating Supplies	0	0	2,114	600		
521208	Police Supplies	0	0	600	600		
522300	Vehicle Repairs & Maintenance - 2	1,212	185	1,538	1,200		
524100	Vehicle Insurance - 2	1,060	1,060	1,802	1,150		
524201	General Tort Liability Insurance	1,446	1,446	2,300	1,490		
524202	Surety Bonds - 2	19	0	0	24		
525004	WAN Service Charges - 2	912	304	1,820	960		
525020	Pagers & Cell Phones - 2	495	136	2,987	1,440		
525030	800 MHz Radio Service Changes - 2	1,040	474	2,306	1,362		
525041	E-mail Service Charges - 2	0	0	162	162		
525210	Conference, Meeting & Training Expense	0	0	11,439	3,920		
525230	Subscriptions, Dues, & Books	0	60	80	80		
525400	Gas, Fuel and Oil	17,011	3,114	44,531	24,000		
529903	Contingency	0	0	11,881	0		
	*** Total Operating**	**23,195**	**7,187**	**84,540**	**37,228**	**0**	**0**
	**** Total Personnel & Operating**	**133,554**	**64,466**	**218,444**	**159,939**	**0**	**0**
	Capital						
540000	Small Tools & Minor Equipment	0	0	450	0		
540010	Minor Software	0	0	0	0		
	All Other Equipment	5,836	0	9,600			
	(2) In-car Radios				9,600		
	**** Total Capital**	**5,836**	**0**	**10,050**	**9,600**	**0**	**0**
	***** Total Budget Appropriation**	**139,390**	**64,466**	**228,494**	**169,539**	**0**	**0**

SECTION V. – PROGRAM OVERVIEW

The ultimate goal of the Advanced Impaired Driver Enforcement Traffic Unit in Lexington County is to combine resources to effect a positive change in the collision, injury, and arrest rate of traffic speed violations. By consolidating the resources and expanding knowledge and skills to perform traffic enforcement, the quality of enforcing the traffic laws will result in an effort to reduce severe and fatal traffic collisions. The expertise and knowledge gained from the specialized training will enhance the unit's capability by using technologically sound equipment and techniques to collect and process evidence for court cases for effective discovery, documentation, and judicial prosecution of criminal offenders.

SECTION VI. B. – LISTING OF POSITIONS

	Positions	Full Time Equivalent General Fund	Full Time Equivalent Other Fund	Total	Grade
Grant Staffing:					
AIDE Traffic Deputies	2	0	2	2	~~12~~ 111
Totals:	**2**	**0**	**2**	**2**	

2016-17

SECTION VI. C. – OPERATING LINE ITEM NARRATIVES

521000 - OFFICE SUPPLIES **$ 240**

Items to be purchased include, but are not limited to pens, file jackets, folders, DVDs, DVD holders, clip boards, chair mats, envelopes, calendars and other general supplies used daily.

521200 - OPERATING SUPPLIES **$ 600**

Items to be purchased include traffic supplies such as video and audio tapes, computer cleaning pads, OSHA kits, traffic books, disks, batteries etc. are required for operational purposes for the traffic officers.

521208 – POLICE SUPPLIES **$ 600**

Police supplies are needed to purchase mace, OSHA kits, ASP batons, handcuffs, etc., as required by policy.

522300 - VEHICLE REPAIRS AND MAINTENANCE **$ 1,200**

Vehicle repairs and maintenance is needed for the grant vehicles.

524100 - VEHICLE INSURANCE **$ 1,150**

Vehicle insurance is required for the grant vehicles.

524201 - GENERAL TORT LIABILITY INSURANCE **$ 1,490**

General Tort Liability Insurance is required for each person employed by the County.

524202 – SURETY BOND **$ 24**

Surety bonds are paid every 3 fiscal years and will not be paid again until fiscal year 2015. The estimated cost is $12.00 per deputy and $10.00 per civilian. 2 sworn @ $12 each

525004 – WAN SERVICE CHARGES **$ 960**

Air card service will allow the traffic officers to have wireless access to the web GNET and other databases from other counties as well as LCSD to obtain immediate information on the person in question.

525020 - PAGERS AND CELL PHONES **$ 1,440**

Mobile telephones will allow the traffic officers to communicate effectively with each other and to make contact to those individuals that are involved in traffic situations.

525030 – 800 MHz RADIO SERVICE CHARGES **$ 1,362**

The 800 MHz radio fees plus roaming fees is required for the operation of the two 800 MHz radios.

525041 – E-MAIL SERVICE CHARGES **$ 162**

The email service is required for immediate communication and immediate transfer of documents for investigative purposes.

525210 – CONFERENCE, MEETING AND TRAINING EXPENSE **$ 3,920**

The grant requires that each grant funded person attend at least two training seminars per grant year. The registration fees are required to secure attendance to training classes which will be announced in the upcoming year. The training will be in state at a time and location that will be announced later. These training seminars will teach the most current technological approaches to DUI, vehicle inspections, laws, and investigations that will allow the traffic officers to present cases in court for prosecution purposes.

525230 – SUBSCRIPTIONS, DUES, & BOOKS **$ 80**

The certified law enforcement officer dues for the South Carolina Law Enforcement Association are paid from this account. The cost for dues is $40.

525400 - GAS, FUEL, AND OIL **$ 24,000**

The grant reimburses the mileage at the federal rate of $0.56 for the grant-funded personnel to allow them to travel to work while performing their duties.

2016-17

SECTION VI. D. – CAPITAL LINE ITEM NARRATIVES

(2) IN-CAR RADIOS **$ 9,600**

The in-car radios now being used by the DUI grant officers will become obsolete in 2015 for use. The in-car radios must be compatible with the newer radios in order to communicate with the department and other agencies. These in-car radios will allow good radio reception in low areas of the county and must be used for the safety of the officers.

COUNTY OF LEXINGTON
MULTIJURISDICTIONAL NARCOTICS TASK FORCE
Annual Budget
Fiscal Year - 2016-17

Object Code	Revenue Account Title	Actual 2014-15	Received Thru Dec 2015-16	Amended Budget Thru Dec 2015-16	Projected Revenues Thru Jun 2015-16	Requested 2016-17	Recommend 2016-17	Approved 2016-17
	***L/E - Multijurisdictional Narcotics Task Force 2436:**							
	Revenues:							
456400	Narcotics Confiscation	9,048	9,304	4,344	4,344	9,176		
461000	Investment Interest	84	52	0	0	0		
	**** Total Revenue**	9,132	9,356	4,344	4,344	9,176	0	0
	*****Total Appropriation**				40,344	0	0	0
	Contingency:							
	Unused				40,344			
	FUND BALANCE							
	Beginning of Year				38,062	42,406	42,406	42,406
	FUND BALANCE - Projected							
	End of Year				42,406	51,582	42,406	42,406

Fund: 2436
Division: Law Enforcement
Organization: 151280 - LE/Narcotics

Object Code	Expenditure Classification	2014-15 Expend	2015-16 Expend (Dec)	2015-16 Budgeted (Dec)	2016-17 Requested	*BUDGET* 2016-17 Recommend	2016-17 Approved
	Personnel						
	*** Total Personnel**	**0**	**0**	**0**	**0**	**0**	**0**
	Operating Expenses						
521000	Office Supplies	0	0	0	0		
521200	Operating Supplies	30	0	0	0		
521208	Police Supplies	0	0	0	0		
522300	Vehicle Repairs & Maintenance	0	0	0	0		
525210	Conference, Meeting, & Training Expense	0	0	0	0		
529903	Contingency	0	0	40,344	0		
	*** Total Operating**	**30**	**0**	**40,344**	**0**	**0**	**0**
	**** Total Personnel & Operating**	**30**	**0**	**40,344**	**0**	**0**	**0**
	Capital						
540000	Small Tools & Minor Equipment	0	0	0	0		
540010	Minor Software	0	0	0	0		
	All Other Equipment	12,212	0	0	0		
	**** Total Capital**	**12,212**	**0**	**0**	**0**	**0**	**0**
	***** Total Budget Appropriation**	**12,242**	**0**	**40,344**	**0**	**0**	**0**

SECTION V. – PROGRAM OVERVIEW

The primary purpose for the Narcotics MJTF is to enhance existing efforts in law enforcement, and to prosecute and convict major drug and violent crime offenders by eliminating jurisdictional problems and by sharing critical resources. By coordinating resources, law enforcement agencies can concentrate their efforts on drug trafficking and on violent criminal offenders, which transcend jurisdictional boundaries without duplicating efforts and wasting critical resources. The overall objective of a NMJTF is to identify, investigate, and prosecute members of mid or high-level criminal organizations that participate in illicit drug distribution, street sales, financial backing, crop cultivation, manufacturing, diversion, importation, violent crime, money laundering, official corruption and gang activity.

Since the narcotics Multi-jurisdictional Task Force "NET" have established its own identity, it has its own central office and administrative staff, headed by the lead agency, the Lexington County Sheriff's Department. The success of the narcotics task force relies on its formation as a true, separate and distinct entity, which operates through the pooling of manpower, equipment, intelligence and other pertinent resources. Success has also relied heavily upon the governing board of the task force and its commitment to ensuring full implementation of the project. The governing board is composed of representatives from each agency participating in the NMJTF, as well as a representative from the prosecuting agency and meets at least once a month. At these meetings, the Lexington County Sheriff's Department presents case progress reports including significant developments or changes, and problems.

The program income revenue is estimated for the year and the accounts have been established for anticipated expenditures. Additional requests may arise during the year from all agencies involved in the task force; however, the governing board must discuss the purchases and approve the purchases for expenditures of program income funds.

SECTION VI. A. - SUMMARY OF REVENUES

456400 –NARCOTICS CONFISCATION **$ 9,176**

Program Income results from seizures that are placed into the narcotic program income account for expenditures of equipment and operational costs for the task force. All expenditures must be voted upon by the Multi Narcotic Board of Directors for approval to purchase. The amount budgeted is estimated based on the average for last two years of revenue collection.

SECTION VI. C. – OPERATING LINE ITEM NARRATIVES

521000 – OFFICE SUPPLIES **$ 0**

It was decided that Program Income funds will be used to make capital purchases not operating purchases.

521200 - OPERATING SUPPLIES **$ 0**

It was decided that Program Income funds will be used to make capital purchases not operating purchases.

522300 - VEHICLE REPAIRS AND MAINTENANCE **$ 0**

It was decided that Program Income funds will be used to make capital purchases not operating purchases.

525210 – CONFERENCE AND MEETING EXPENSE **$ 0**

It was decided that Program Income funds will be used to make capital purchases not operating purchases.

525600 –UNIFORMS AND CLOTHING **$ 0**

It was decided that Program Income funds will be used to make capital purchases not operating purchases.

COUNTY OF LEXINGTON
VIOLENCE AGAINST WOMEN ACT
Annual Budget
FY - 2016-17 Estimated Revenue

Object Code	Revenue Account Title	Actual 2014-15	Received Thru Dec 2015-16	Amended Budget Thru Dec 2015-16	Projected Revenues Thru Jun 2015-16	Requested 2016-17	Recommend 2016-17	Approved 2016-17
	***LE - Violence Against Women Act 2456:**							
	Revenues:							
457000	Federal Grant Income	69,486	31,020	92,347	92,347	75,769		
461000	Investment Interest	0	0	0	0	0		
801000	Op Trn from General Fund/LE	99,168	93,747	93,747	93,747	93,747		
	**** Total Revenue**	168,654	124,767	186,094	186,094	169,516	0	0
	*****Total Appropriation**				232,336	169,516	0	0
	FUND BALANCE Beginning of Year				58,536	12,294	12,294	12,294
	FUND BALANCE - Projected End of Year				12,294	12,294	12,294	12,294

COUNTY OF LEXINGTON
VIOLENCE AGAINST WOMEN ACT
Annual Budget
Fiscal Year - 2016-17

Fund: 2456
Division: Law Enforcement
Organization: 151260 - LE/Major Crimes

Object Code	Expenditure Classification	2014-15 Expend	2015-16 Expend (Dec)	2015-16 Amended (Dec)	2016-17 Requested	*BUDGET* 2016-17 Recommend	2016-17 Approved
	Personnel						
510100	Salaries & Wages - 2	94,492	44,490	108,785	109,017		
510199	Special Overtime	4,672	3,103	0	0		
510200	Overtime	0	0	0	0		
511112	FICA - Employer's Portion	7,133	3,450	9,876	9,798		
511113	State Retirement - Employer's Portion	5,097	2,437	5,872	5,818		
511114	Police Retirement - Employer's Portion	7,141	3,567	6,552	6,751		
511120	Insurance Fund Contribution - 2	15,600	7,800	19,350	19,350		
511130	Workers Compensation	1,929	939	2,364	2,551		
515600	Clothing Allowance	800	400	800	800		
519999	Personnel Contingency	0	0	1,000	0		
	*** Total Personnel**	**136,864**	**66,186**	**154,599**	**154,085**	**0**	**0**
	Operating Expenses						
520303	Accounting/Auditing Services	0	0	0	0		
521000	Office Supplies	545	0	1,174	1,000		
521200	Operating Supplies	1,670	663	3,033	3,000		
522200	Small Equipment Repairs & Maintenance	0	0	0	0		
522300	Vehicle Repairs & Maintenance	216	2	8,665	1,000		
524100	Vehicle Insurance	530	530	1,024	546		
524201	General Tort Liability Insurance	798	798	1,566	822		
524202	Surety Bonds	15	0	0	0		
525004	WAN Service Charges	120	0	2,953	480		
525020	Pagers & Cell Phones	746	199	4,030	720		
525030	800 MHz Radio Service Changes	520	316	3,348	681		
525031	800 MHz Radio Maintenance Fee	0	0	360	80		
525041	E-mail Service Charges	182	122	292	162		
525210	Conference, Meeting & Training Expense	43	32	6,502	2,000		
525230	Subscriptions, Dues & Books	0	30	170	40		
525240	Personal Mileage Reimbursement	843	300	3,936	1,400		
525400	Gas, Fuel and Oil	2,524	666	16,589	3,500		
529903	Contingency	0	0	24,095	0		
	*** Total Operating**	**8,752**	**3,658**	**77,737**	**15,431**	**0**	**0**
	**** Total Personnel & Operating**	**145,616**	**69,844**	**232,336**	**169,516**	**0**	**0**
	Capital						
540000	Small Tools & Minor Equipment	0	0	0	0		
540010	Minor Software	0	0	0	0		
	All Other Equipment	27,185	0	0	0		
	**** Total Capital**	**27,185**	**0**	**0**	**0**	**0**	**0**
	***** Total Budget Appropriation**	**172,801**	**69,844**	**232,336**	**169,516**	**0**	**0**

SECTION V. - PROGRAM OVERVIEW

Three decisions made by the United States Supreme Court (Washington v. Crawford, Davis v. Washington and Hamon v. Indiana) changed the way in which prosecutors can proceed with domestic violence prosecution, especially when victims do not appear for court. The Lexington County Sheriff's Department began keeping detailed statistics on the specialized criminal domestic violence court (CDVC) in July 2005. At least 80% of victims either do not appear or have reconciled with the offender at the first appearance date. This court date is usually held within six weeks of arrest. These statistics demonstrate the need to proceed with victimless prosecution or to have the ability to demonstrate to a jury why a victim recants testimony at trial. Increasing the level of pre-trial contact with the victims through telephone calls, letters, and, when necessary, home visits is a benefit to the victim, and increases the level of victim participation in the prosecutorial process.

2016-17

SECTION V. B. – LISTING OF POSITIONS

	Positions	Full Time Equivalent General Fund	Other Fund	Total	Grade
Current Staffing Level:					
Victim's Bill of Rights Fund (141)					
Victim Asst. Officer/Law Enf.	3	0	3	3	~~13~~ 112
Victim Assistance Coordinator	2	0	2	2	~~6~~ 105
Totals:	**5**		**5**	**5**	

	Positions	Full Time Equivalent General Fund	Other Fund	Total	Grade
LE / Major Crimes (151260)					
VAWA Investigator	1	0	1	1	~~13~~ 112
Program Coordinator	1	0	1	1	~~11~~ 109
Totals:	**2**	**0**	**2**	**2**	

SECTION VI. C. - OPERATING LINE ITEM NARRATIVES

521000 – OFFICE SUPPLIES **$ 1,000**

Routine office supplies are needed for operation (paper, pencils, ribbons, file folders, printer cartridges, etc.). The amount budgeted is based on the projected expenditures for the current fiscal year.

521200 – OPERATING SUPPLIES **$ 3,000**

This account will be used to cover expenses relating to records management. The monthly average cost cannot be used to calculate the budget amount due to spikes in expenditures during the second half of the fiscal year. The budget amount is based on the projected expenditures for the current fiscal year.

522300 - VEHICLE REPAIRS & MAINTENANCE **$ 1,000**

The amount budgeted is based on first estimated expenditures for the current fiscal year; however, the amount is not less than $1,000 to cover extraordinary maintenance. This cost is less than previous fiscal years because a new vehicle was purchased this fiscal year.

524100 - VEHICLE INSURANCE **$ 546**

The budget amount per vehicle is the estimate provided by the County's Risk Manager.

524201 - GENERAL TORT LIABILITY INSURANCE **$ 822**

General tort liability insurance amounts as allocated based on number of personnel. The budget amount is the recommendation of the County's Risk Manager.

524202 – SURETY BOND **$ 0**

Surety bonds are paid every 3 fiscal years and will not be paid again until fiscal year 2018.

525004 – WAN SERVICE CHARGES **$ 480**

This account is used to pay connection charges for wide area networks. These connections allow all of the satellite offices to communicate with the network server at headquarters.

525020 – PAGERS AND CELL PHONES **$ 720**

All vital communications cannot occur over the 800 MHz radio system. Therefore, mobile telephones and pagers are required for immediate response when required. The amount budgeted is based on
2 phones @ $30 per month per phone = $ 720

525030 – 800 MHz RADIO SERVICE CHARGES **$ 681**

The 800 MHz radios are required for communication. We have five sites to obtain complete coverage. The amount budgeted does not consider the 16% legislative discount we are currently receiving because we have no guarantee that this will continue next fiscal year.

525031 – 800 MHz RADIO MAINTENANCE CONTRACTS **$ 80**

The 800 MHz radios are covered under a maintenance contract that covers some repairs that are required due to age and excessive use. Please see the 800 MHz radio detail schedule in the appendixes for cost allocation. The estimated maintenance cost per radio is $80.

525041 – E-MAIL SERVICE CHARGES **$ 162**

E-mail service is a vital tool for communication among all individuals not just within Lexington County.
2 users * $6.75 per month * 12 months = $162

525210 – CONFERENCE, MEETING & TRAINING EXP. **$ 2,000**

To meet requirements for certification, SC Code of Laws, Section 23-23-10 training must be attended. These include: Class I enforcement personnel (40 hours/3 years), Class III dispatch personnel (in-service legal updates) and reserve officer (in-service once a month). This reflects in-house training needs required by law and Accreditation standards to provide to personnel. The academy does not teach these courses, and in many cases, employees must be sent outside the county for training so that they may maintain their certification and acquire advancement in technical fields. Training seminars requested during the year may vary as they are offered.

525230 - SUBSCRIPTIONS, DUES & BOOKS **$ 40**

Various subscriptions and memberships are needed as they relate to law enforcement statistics, training, and legal updates. These subscriptions and organizational memberships provide information that assist with the daily management, operations, and industry trends. The amount budgeted is based on the projected expenditures for the current fiscal year.

525240 – PERSONAL MILEAGE REIMBURSEMENT **$ 1,400**

This account may be needed in the event an officer must use a personal vehicle for county business. This amount is an estimate because the charges are not consistent.

525400 - GAS, FUEL & OIL **$ 3,500**

The budget amount is calculated using the average monthly expenditures for the current fiscal year annualized with an additional 15% increase for the unstable fuel market. The budget amount is prorated equally among all vehicles assigned to the organization. Individual vehicle costs are not calculated due to reassignment of vehicles with different job functions. The reassignment allows for efficient utilization of all fleet vehicles.

COUNTY OF LEXINGTON
LE / FORFEITURE FUNDS (NARCOTICS)
Annual Budget
Fiscal Year - 2016-17

Object Code	Revenue Account Title	Actual 2014-15	Received Thru Dec 2015-16	Amended Budget Thru Dec 2015-16	Projected Revenues Thru Jun 2015-16	Requested 2016-17	Recommend 2016-17	Approved 2016-17
	LE / Forfeiture Funds (Narcotics) 2630:							
	Revenues:							
456400	Narcotics Confiscation	18,980	19,268	17,032	17,032	16,057		
461000	Investment Interest	70	69	0	0	0		
	**** Total Revenue**	19,050	19,337	17,032	17,032	16,057	0	0
	*****Total Appropriations**				51,475	0	0	0
	FUND BALANCE Beginning of Year				55,486	21,043	21,043	21,043
	FUND BALANCE - Projected End of Year				21,043	37,100	21,043	21,043

Fund 2630
Division: Law Enforcement
Organization: 151400 - LE/Narcotics

Object Code	Expenditure Classification	2014-15 Expend	2015-16 Expend (Dec)	2015-16 Amended (Dec)	2016-17 Requested	BUDGET 2016-17 Recommend	2016-17 Approved
	Personnel						
510100	Salaries & Wages - 1	0	0	0	0		
511112	FICA - Employer's Portion	0	0	0	0		
511113	State Retirement - Employer's Portion	0	0	0	0		
511120	Insurance Fund Contribution - 1	0	0	0	0		
511130	Workers Compensation	0	0	0	0		
	*** Total Personnel**	**0**	**0**	**0**	**0**	**0**	**0**
	Operating Expenses						
524201	General Tort Liability Insurance	0	0	0	0		
524202	Surety Bonds - 1	0	0	0	0		
525041	E-mail Service Charges - 1	0	0	0	0		
525230	Subscriptions, Dues, & Books	0	0	0	0		
529000	Unclassified	0	0	0	0		
529903	Contingency	0	0	51,475	0		
	*** Total Operating**	**0**	**0**	**51,475**	**0**	**0**	**0**
	**** Total Personnel & Operating**	**0**	**0**	**51,475**	**0**	**0**	**0**
	Capital						
	**** Total Capital**	**0**	**0**	**0**	**0**	**0**	**0**
	***** Total Budget Appropriation**	**0**	**0**	**51,475**	**0**	**0**	**0**

SECTION V. – PROGRAM OVERVIEW

The State forfeiture fund is a collection of monies from narcotic seizures that have been forfeited through the court process. State law mandates that these funds be used specifically for narcotic law enforcement.

SECTION VI. A. - SUMMARY OF REVENUES

456400 –NARCOTICS CONFISCATION **$ 16,057**

Narcotic confiscation revenue results from seizures related to drug cases. After the case has been through the court process, a portion or all of the seized funds are forfeited and by SC State law a portion remains with the Lexington County Sheriff's Department to fund future law enforcement expenses as it relates to narcotic drug cases. The amount budgeted is the average collections for the past three (3) fiscal years and the year to date for the current fiscal year.

COUNTY OF LEXINGTON
INMATE SERVICES
Annual Budget
FY 2016-17 Estimated Revenue

Object Code	Revenue Account Title	Actual 2014-15	Received Thru Dec 2015-16	Amended Budget Thru Dec 2015-16	Projected Revenues Thru Jun 2015-16	Requested 2016-17	Recommend 2016-17	Approved 2016-17
	***L/E - Inmate Services 2632:**							
	Revenues:							
438201	Inmate Phone System	263,639	136,550	246,088	246,088	273,101		
438203	LE Canteen Proceeds	230,016	133,874	220,474	220,474	249,678		
438207	LE Inmate Work Release Fees	0	0	0	0	0		
438208	LE Inmate Medical Services Fees	5,403	0	5,403	5,403	7,353		
461000	Investment Interest	412	268	0	0	0		
490110	Sale of General Fixed Assets - LE	0	17,100	0	0	0		
	**** Total Revenue**	499,470	287,792	471,965	471,965	530,132	0	0
	*****Total Appropriation**				547,607	404,508	0	0
	Contingency:							
	Unused				117,494			
	FUND BALANCE							
	Beginning of Year				194,727	236,579	236,579	236,579
	FUND BALANCE - Projected							
	End of Year				236,579	362,203	236,579	236,579

COUNTY OF LEXINGTON
INMATE SERVICES
Annual Budget
Fiscal Year - 2016-17

Fund 2632
Division: Law Enforcement
Organization: 151300 - LE/Jail Operations

Object Code	Expenditure Classification	2014-15 Expend	2015-16 Expend (Dec)	2015-16 Amended (Dec)	2016-17 Requested	BUDGET 2016-17 Recommend	BUDGET 2016-17 Approved
	Personnel						
510100	Salaries & Wages	114,849	0	0	0		
511112	FICA - Employer's Portion	8,140	0	0	0		
511114	Police Retirement - Employer Portion	0	0	0	0		
511120	Employee Insurance	31,200	0	0	0		
511130	Workers Compensation	3,861	0	0	0		
511214	Police Retirement - Employer's Portion - Ret	15,411	0	0	0		
519999	Personnel Contingency	0	0	0	0		
	*** Total Personnel**	**173,461**	**0**	**0**	**0**	**0**	**0**
	Operating Expenses						
520200	Contracted Services	2,053	1,034	3,600	3,600		
520233	Towing Service	0	0	0	0		
520300	Professional Services	310,814	103,605	310,824	364,368		
520318	Drug & Alcohol Abuse Counseling	24,500	10,208	25,000	25,000		
521000	Office Supplies	0	0	0	0		
521200	Operating Supplies	186	0	3,000	10,000		
521208	Police Supplies	0	0	0	0		
522300	Vehicles Repairs & Maintenance	1,530	0	0	0		
524100	Vehicle Insurance	1,060	0	0	0		
524201	General Tort Liability Insurance	1,492	0	0	0		
524202	Surety Bonds	31	0	0	0		
525020	Pagers & Cell Phones	0	0	0	0		
525021	Smart Phone Charges	1,049	0	0	0		
525030	800 MHz Radio Service Charges	1,560	0	0	0		
525031	800 MHz Radio Maintenance Contract	228	0	0	0		
525041	E-mail Service Charges	243	0	0	0		
525210	Conference, Meeting & Training Expenses	5,247	0	0	0		
525230	Subscriptions, Dues, & Books	90	0	0	0		
525400	Gas, Fuel, & Oil	4,704	0	0	0		
525600	Uniforms & Clothing	0	0	0	0		
529903	Contingency	0	0	117,494	0		
	*** Total Operating**	**354,787**	**114,847**	**459,918**	**402,968**	**0**	**0**
	**** Total Personnel & Operating**	**528,248**	**114,847**	**459,918**	**402,968**	**0**	**0**
	Capital						
	All Other Equipment	37,295	31,159	87,689			
	~~(1)~~ 4 Television w/ Mount				1,540		
	**** Total Capital**	**37,295**	**31,159**	**87,689**	**1,540**	**0**	**0**
	***** Total Budget Appropriation**	**565,543**	**146,006**	**547,607**	**404,508**	**0**	**0**

SECTION IV.

COUNTY OF LEXINGTON
Capital Item Summary
Fiscal Year - 2016-17

Fund # 2632 Fund Title: LE/Inmate Services
Organization # 151300 Organization Title: Detention
Program # 150 Program Title: Law Enforcement

	Item Description	BUDGET 2016-17 Requested Amount
4	Televisions with Mounts	1,540
	Total Capital	1,540

SECTION V. - PROGRAM OVERVIEW

The inmate services program is a special revenue fund used to provide various needs of the inmates. The funds used in this account are generated by revenue received from inmate canteen sales, phone calls, medical visits and work release programs.

SECTION VI.A. - LISTING OF REVENUE

438201 INMATE PHONE SYSTEM $ 273,101

This revenue is generated by inmates making phone calls and citizens calling an inmate.

438203 LE CANTEEN PROCEEDS $ 249,678

This revenue is generated by inmates purchasing snacks, drinks, socks, shoes, etc. from our contracted canteen vendor. LCSD earns 36.1% from the commissionable sales.

438207 INMATE WORK RELEASE FEES $ 0

We have not had any inmates on the work release program in several years and we do not anticipate any this coming fiscal year.

438208 INMATE MEDICAL SERVICES FEES $ 7,353

Each time an inmate sees the doctor or nurse they are charged a $5.00 co-pay which is deducted from their canteen commissary fund.

SECTION VI. C. - OPERATING LINE ITEM NARRATIVES

520200 – CONTRACTED SERVICES **$ 3,600**

Cable service is needed for the inmates.

Cable Service for Inmates (Time Warner Cable)	$ 3,600

520300 – PROFESSIONAL SERVICES **$ 364,368**

The inmates require Mental Health care. The monthly cost for year 4 of the contract will be is $30,364.

520318 – DRUG & ALCOHOL ABUSE COUNSELING **$ 25,000**

Drug and alcohol abuse counseling is provided through a contract with the Lexington Richland Drug Abuse Counseling agency. This counseling is purposed to reduce the number of repeat offenders.

521200 – OPERATING SUPPLIES **$ 10,000**

This account is used to pay operating supply expense for the officers assigned to this fund. The operating supplies include batteries. This account has been increased to cover cost of certain item supplied to the inmates that are allowable charges.

SECTION VI. D. - CAPITAL LINE ITEM NARRATIVES

(4) TELEVISONS WITH MOUNTS **$1,540**

Replacements of old TV's that have been deadlined in the inmate housing areas are needed. We hope to also install a second unit in POD's A-G. Televisions are one of the best tools an officer has to maintain a quiet, controlled inmate living units. Cost for one (1) TV is $385. The total cost for four (4) TV's is $1,540.

COUNTY OF LEXINGTON
SCHOOL DISTRICT #1 RESOURCE OFFICERS
Annual Budget
FY 2016-17 Estimated Revenue

Object Code	Revenue Account Title	Actual 2014-15	Received Thru Dec 2015-16	Amended Budget Thru Dec 2015-16	Projected Revenues Thru Jun 2015-16	Requested 2016-17	Recommend 2016-17	Approved 2016-17
	***L/E - School District #1 2633:**							
	Revenues:							
452010	School Crossing Guards	0	0	45,191	45,191	35,026		
456100	Program Income	527,153	317,133	489,836	489,836	727,233		
461000	Investment Interest	123	69	0	0	0		
801000	Op Trn from General Fund/LE	454,943	244,919	489,837	489,837	242,410		
	**** Total Revenue**	982,219	562,121	1,024,864	1,024,864	1,004,669	0	0
	*****Total Appropriation**				1,061,723	1,004,669	0	0
	CONTINGENCY							
	Unused				(75,000)			
	FUND BALANCE							
	Beginning of Year				178,427	216,568	216,568	216,568
	FUND BALANCE - Projected							
	End of Year				216,568	216,568	216,568	216,568

The school resource officer program is funded 75% by the school district and 25% by the Lexington County Sheriff's Department.
The school crossing guard program is funded 100% by the school district on a reimbursement basis plus an administrative fee.

COUNTY OF LEXINGTON
SCHOOL DISTRICT #1 RESOURCE OFFICERS
Annual Budget
Fiscal Year - 2016-17

Fund 2633
Division: Law Enforcement
Organization: 151202 - LE/School Resource Officers

Object Code	Expenditure Classification	2014-15 Expend	2015-16 Expend (Dec)	2015-16 Amended (Dec)	2016-17 Requested	BUDGET 2016-17 Recommend	BUDGET 2016-17 Approved
	Personnel						
510100	Salaries & Wages - 12	536,166	280,273	597,619	563,774		
510199	Special Overtime	12,960	8,071	20,000	20,000		
510200	Overtime	180	0	0	0		
511112	FICA - Employer's Portion	38,416	20,411	47,248	44,659		
511114	Police Retirement - Employer's Portion	73,708	39,619	84,861	80,211		
511120	Employee Insurance - 12	93,600	51,350	101,400	85,800		
511130	Workers Compensation	18,467	9,699	20,752	20,199		
511214	Police Retire - Employer's Portion - Ret	0	0	0	0		
519999	Personnel Contingency	0	0	0	14,577		
	*** Total Personnel**	**773,497**	**409,423**	**871,880**	**829,220**	**0**	**0**
	Operating Expenses						
520233	Towing Service	130	0	845	450		
521000	Office Supplies	0	0	670	600		
521200	Operating Supplies	0	0	850	600		
521208	Police Supplies	0	0	1,350	1,200		
522300	Vehicle Repairs & Maintenance	5,055	2,354	13,000	12,000		
524100	Vehicle Insurance - 12	5,830	6,890	7,098	6,552		
524201	General Tort Liability Insurance	7,953	10,122	9,681	9,681		
524202	Surety Bonds - 12	96	0	0	0		
525000	Telephone	382	191	636	448		
525004	WAN Service Charges	0	0	480	5,760		
525020	Pagers and Cell Phones	0	0	0	0		
525030	800 MHz Radio Service Charges - 12	6,148	3,078	8,850	7,320		
525031	800 MHz Radio Maintenance Contracts	910	1,033	960	984		
525041	E-mail Service Charges - 12	891	486	1,053	1,548		
525210	Conference, Meeting & Training Expense	165	0	6,000	2,400		
525230	Subscriptions, Dues, and Books	330	390	520	480		
525400	Gas, Fuel, & Oil	27,066	10,284	45,000	26,400		
525600	Uniforms & Clothing	4,174	1,551	10,800	12,000		
529903	Contingency	0	0	75,000	0		
	*** Total Operating**	**59,130**	**36,379**	**182,793**	**88,423**	**0**	**0**
	**** Total Personnel & Operating**	**832,627**	**445,802**	**1,054,673**	**917,643**	**0**	**0**
	Capital						
540000	Small Tools & Minor Equipment	0	0	0	0		
	All Other Equipment	31,282	0	7,050			
	(2) Marked Sedan w/ Equip - Repl.				52,000		
	**** Total Capital**	**0**	**0**	**0**	**52,000**	**0**	**0**
	***** Total Budget Appropriation**	**832,627**	**445,802**	**1,054,673**	**969,643**	**0**	**0**

COUNTY OF LEXINGTON
SCHOOL DISTRICT #1 RESOURCE OFFICERS
Annual Budget
Fiscal Year - 2016-17

Fund 2633
Division: Law Enforcement
Organization: 151201 - School Resource Officer

Object Code	Expenditure Classification	2014-15 Expend	2015-16 Expend (Dec)	2015-16 Amended (Dec)	2016-17 Requested	BUDGET 2016-17 Recommend	BUDGET 2016-17 Approved
	Personnel						
510100	Salaries & Wages - 1	42,218	0	0	0		
510199	Special Overtime	1,129	0	0	0		
510200	Overtime	0	0	0	0		
511112	FICA - Employer's Portion	3,152	0	0	0		
511114	Police Retirement - Employer's Portion	5,817	0	0	0		
511120	Employee Insurance - 1	6,500	0	0	0		
511130	Workers Compensation	1,457	0	0	0		
511214	Police Retire - Employer's Portion - Ret	0	0	0	0		
519999	Personnel Contingency	0	0	0	0		
	*** Total Personnel**	**60,273**	**0**	**0**	**0**	**0**	**0**
	Operating Expenses						
520233	Towing Service	0	0	0	0		
521000	Office Supplies	0	0	0	0		
521200	Operating Supplies	0	0	0	0		
521208	Police Supplies	0	0	0	0		
522300	Vehicle Repairs & Maintenance	17	0	0	0		
524100	Vehicle Insurance - 1	530	0	0	0		
524201	General Tort Liability Insurance	723	0	0	0		
524202	Surety Bonds - 1	19	0	0	0		
525000	Telephone	0	0	0	0		
525004	WAN Service Charges	0	0	0	0		
525020	Pagers and Cell Phones - 1	0	0	0	0		
525030	800 MHz Radio Service Charges - 1	520	0	0	0		
525031	800 MHz Radio Maintenance Contracts	0	0	0	0		
525041	E-mail Service Charges - 1	81	0	0	0		
525210	Conference, Meeting & Training Expense	0	0	0	0		
525230	Subscriptions, Dues, and Books	30	0	0	0		
525400	Gas, Fuel, & Oil	937	0	0	0		
525600	Uniforms & Clothing	0	0	0	0		
529903	Contingency	0	0	0	0		
	*** Total Operating**	**2,857**	**0**	**0**	**0**	**0**	**0**
	**** Total Personnel & Operating**	**63,130**	**0**	**0**	**0**	**0**	**0**
	Capital						
540000	Small Tools & Minor Equipment	0	0	0	0		
	All Other Equipment	39,767	0	0	0		
	**** Total Capital**	**39,767**	**0**	**0**	**0**	**0**	**0**
	***** Total Budget Appropriation**	**102,897**	**0**	**0**	**0**	**0**	**0**

COUNTY OF LEXINGTON
SCHOOL DISTRICT #1 RESOURCE OFFICERS
Annual Budget
Fiscal Year - 2016-17

Fund 2633
Division: Law Enforcement
Organization: 151250 - School Crossing Guards

Object Code	Expenditure Classification	2014-15 Expend	2015-16 Expend (Dec)	2015-16 Amended (Dec)	2016-17 Requested	BUDGET 2016-17 Recommend	BUDGET 2016-17 Approved
	Personnel						
510300	Part Time	0	12,884	28,781	27,376		
511112	FICA - Employer's Portion	0	998	2,202	2,094		
511113	State Retirement - Employer's Portion	0	1,405	3,183	3,028		
511130	Workers Compensation	0	438	967	810		
519999	Personnel Contingency	0	0	0	666		
	*** Total Personnel**	**0**	**15,725**	**35,133**	**33,974**	**0**	**0**
	Operating Expenses						
520233	Towing Service	0	0	0	0		
521000	Office Supplies	0	0	0	0		
521200	Operating Supplies	0	0	0	0		
521208	Police Supplies	0	0	0	0		
521209	School Patrol Supplies	0	0	575	300		
522300	Vehicle Repairs & Maintenance	0	0	0	0		
524100	Vehicle Insurance - 1	0	0	0	0		
524201	General Tort Liability Insurance	0	0	195	677		
524202	Surety Bonds - 1	0	0	0	0		
525000	Telephone	0	0	0	0		
525004	WAN Service Charges	0	0	0	0		
525020	Pagers and Cell Phones - 1	0	0	0	0		
525030	800 MHz Radio Service Charges - 1	0	0	0	0		
525031	800 MHz Radio Maintenance Contracts	0	0	0	0		
525041	E-mail Service Charges - 1	0	0	0	0		
525100	Postage	0	15	92	75		
525210	Conference, Meeting & Training Expense	0	0	0	0		
525230	Subscriptions, Dues, and Books	0	0	0	0		
525400	Gas, Fuel, & Oil	0	0	0	0		
525600	Uniforms & Clothing	0	0	0	0		
529903	Contingency	0	0	0	0		
	*** Total Operating**	**0**	**15**	**862**	**1,052**	**0**	**0**
	**** Total Personnel & Operating**	**0**	**15,740**	**35,995**	**35,026**	**0**	**0**
	Capital						
540000	Small Tools & Minor Equipment	0	0	0	0		
	All Other Equipment	0	0	0	0		
	**** Total Capital**	**0**	**0**	**0**	**0**	**0**	**0**
	***** Total Budget Appropriation**	**0**	**15,740**	**35,995**	**35,026**	**0**	**0**

LEXINGTON COUNTY SHERIFF'S DEPARTMENT
SCHOOL CROSSING GUARD BUDGET ESTIMATE
SCHOOL DISTRICTS
2016-2017

	Number of Guards	Hours Worked Per Day	School Days Per Year	Total Hours Worked Per Year	Hourly Pay Rate 14.484462	Total Salary Charged	FICA 7.65%	SCRS 11.06%	Worker's Compensation 2.96%	General Tort $745 per FTE $ 745.00	TOTAL Salary & Fringe Charged to School District	Postage /SCG $ 15.00	Surety Bonds 0 Per FTE $ -	Administrative Fee (Attachment A) $ 2,250.57	Estimated Equipment (Attachment B) $ 150.00	Estimated District Cost
District 1																
	3	1.50	180	810.00	14.484462	$ 11,732.41	$ 897.53	$ 1,297.60	$ 347.28	$ 290.12	$ 14,564.94	$ 45.00	$ -	$ 6,751.70	$ 150.00	$ 21,511.64
	2	3.00	180	1,080.00	14.484462	$ 15,643.22	$ 1,196.71	$ 1,730.14	$ 463.04	$ 386.83	$ 19,419.94	$ 30.00	$ -	$ 4,501.13	$ 150.00	$ 24,101.07
District 1 Total	5			1,890.00		$ 27,375.63	$ 2,094.24	$ 3,027.74	$ 810.32	$ 676.95	$ 33,984.88	$ 75.00	$ -	$ 11,252.83	$ 300.00	$ 45,612.71

2/8/2016

Attachment A
Administrative Fee Calculation
2016-2017

	Secretary	Master Deputy
FICA	7.6500%	7.6500%
Retirement	11.0600%	13.7400%
W/C	0.31%	3.46%
General Tort per year	$ 24.00	$ 745.00

	Annual Salary	FICA	Retirement	Worker's Compensation	General Tort	Life/Health Insurance $7,800/Yr.	Subtotal	Total Billable Admin. Fee 40%	Admin. Fee Per Guard Per Year 21 Guards All Districts
Secretary	$ 35,689.00	$ 2,730.21	$ 3,947.20	$ 110.64	$ 24.00	$ 7,800.00	$ 50,301.05	$ 20,120.42	$ 958.12
Master Traffic Deputy	$ 47,504.00	$ 3,634.06	$ 6,527.05	$ 1,643.64	$ 745.00	$ 7,800.00	$ 67,853.74	$ 27,141.50	$ 1,292.45
Total	**$ 83,193.00**	**$ 6,364.26**	**$ 10,148.61**	**$ 1,754.27**	**$ 769.00**	**$ 15,600.00**	**$ 115,240.65**	**$ 47,261.92**	**$ 2,250.57**

Note: The administrative fee is prorated across all guards

8/26/2015

Attachment B
Supply Estimate Per Guard
2016-2017

Equipment	Quantity	Unit Price	Total Price
Vest	1	$15.75	$ 15.75
Stop Sign	1	$19.95	$ 19.95
Strobe Light	1	$19.95	$ 19.95
Flashlight	1	$10.50	$ 10.50
Rainsuit	1	$9.45	$ 9.45
Jacket	1	$38.38	$ 38.38
Cap	1	$12.60	$ 12.60
Gloves	1	$3.15	$ 3.15
Whistle	1	$4.20	$ 4.20
Batteries D	6	$0.61	$ 3.65
Batteries AA	8	$0.33	$ 2.60
		Subtotal	**$ 140.19**
		Tax 7%	**9.81**
		Total Est. Supply Cost	**$ 150.00**

SECTION IV

COUNTY OF LEXINGTON
Capital Item Summary
Fiscal Year - 2016-2017

Fund # 2633 Fund Title: LE/School District 1
Organization # 151202 Organization Title: School Resource Officer
Program # 150 Program Title: Law Enforcement

Qty	Item Description	***BUDGET*** 2016-17 Requested Amount
	Small Tools and Minor Equipment	0
	Minor Software	0
2	Rpl. Marked Sedan with Equipment	52,000

**** Grand Total Capital (Transfer Total to Section I and II)** **52,000**

SECTION V. - PROGRAM OVERVIEW

The Lexington County Sheriff's Department provides contracted services for school resource officers (SROs). The School Resource Officer program provides for the safety and the security of the students in every high school, most middle schools, and some elementary schools in all of Lexington County's school districts. The Lexington County Sheriff's Department and the School Officials are working together to provide a learning environment for the students that will be safe. The State of South Carolina has seen the crime rate rise and Lexington County experiences an increase of school related incidents such as gang and drug activity. The presence of law enforcement officers in the schools should deter such criminal activity. The school district pays 75% of the cost associated with the school resource officer program and the Lexington County Sheriff's Department pays 25% of the cost associated with the program.

The Town of Lexington is annexing the property of Meadow Glen Middle School. Because of the property annexation, the Town of Lexington's Police Department will be assuming the responsibilities for placing a school resource officer at the school. Therefore, we have reduced School District 1 Contract (2633) budget by the cost associated with the school resource officer and we have created a new program to absorb 100% of the cost associated with the position as a senior deputy assigned to the North Region.

SECTION V. – PROGRAM OVERVIEW

School Crossing Guards ensure the safety of our children during arrival and departure from school. Lexington County School District's # 1, #3, and #5 have requested school crossing guards. The school crossing guards are hired and maintained by the Lexington County Sheriff's Department and substitutes on an as needed basis. The school districts pay 100% of the cost associated with scheduled hours for school crossing guards as well as an administrative fee that covers our cost for management of the program.

SECTION VI. B. – LISTING OF POSITIONS

Current Staffing Level:

	Positions	Full Time Equivalent General Fund	Other Fund	Total	Grade
Law Enforcement/Administration:					
Senior Deputy	12	12		12	111
Totals	12	12.000	0	12.000	

SECTION VI. C. – OPERATING LINE ITEM NARRATIVES

520233 – TOWING SERVICE **$ 450**

Wrecker services must be paid for the towing of County Vehicles. The cost for a County Vehicle is $75 estimating that six (6) vehicles will be towed this year.

521000 - OFFICE SUPPLIES **$ 600**

Office supplies are required for School Resource Officers to perform their daily job tasks. Items requested are pens, file jackets, folders, diskettes, calendars and other general supplies that are used daily. The amount budgeted is for 12 SRO's at $50 per officer.

521200 - OPERATING SUPPLIES **$ 600**

The School Resource Officers will need supplies for the operation of equipment and daily operations. Some items that will be used are audio and video tapes, film, disks, batteries, and other supplies as required for the grant. The amount budgeted is for 12 SRO's at $50 per officer.

521208 – POLICE SUPPLIES **$ 1,200**

Police supplies are needed to purchase mace, OSHA kits, ASP batons, handcuffs, etc., as required by policy. The amount budgeted is for 12 SRO's at $100 per officer.

522300 - VEHICLE REPAIRS AND MAINTENANCE **$ 12,000**

The amount budgeted is based estimated expenditures for the current fiscal year plus an additional 30% for extraordinary maintenance; however, the minimum budget per vehicle is $1,000. The extraordinary maintenance includes transmission overhauls and rear end replacements. The budget amount is prorated equally among all vehicles assigned to the organization.

524100 - VEHICLE INSURANCE **$ 6,552**

The budget amount is the estimate provided by the County's Risk Manager. Please see the vehicle detail schedule in the appendixes for cost allocation.

524201 - GENERAL TORT LIABILITY INSURANCE **$ 9,681**

General tort liability insurance amounts as allocated based on number and liability classification of personnel. The budget amount is the estimate provided by the County's Risk Manager.

524202 – SURETY BOND **$ 0**

Surety bonds are paid every 3 fiscal years and will not be paid again until fiscal year 2018.

525000 – TELEPHONE **$ 448**

Telephone line charges are required for daily operations and voice mail. The amount budgeted is based on contract price of $5 per month per officer.

525004 – WAN SERVICE CHARGES **$ 5,760**

This account is used to pay connection charges for wide area networks. These connections allow all of the satellite offices to communicate with the network server at headquarters.

(12) Aircards with Verizon Wireless @$40 per month per card $ 5,760

525020 - PAGERS AND CELL PHONES **$ 0**

There are no pagers or cell phones assigned to the employees in this fund.

525030 – 800 MHz RADIO SERVICE CHARGES **$ 7,320**

The 800 MHz radios are required for communication.

525031 – 800 MHz RADIO MAINTENANCE CHARGES **$ 984**

The 800 MHz radios are required for communication. Please see the 800 MHz radio detail schedule in the appendixes for cost allocation. The estimated maintenance cost per radio is $82.

525041 – E-MAIL SERVICE CHARGES **$ 1,548**

E-mail service is a vital tool for communication among all individuals not just within Lexington County.
12 users * $10.75 per month * 12 months = $1,548.

525210 – CONFERENCE, MEETING & TRAINING EXP. **$ 2,400**

School Resource officers must be sent for training so that they may maintain their certification and acquire advancement in technical fields. The budget amount per officer is $200.

525230 – SUBSCRIPTIONS, DUES, & BOOKS **$ 480**

The certified law enforcement officer dues for the South Carolina Law Enforcement Association are paid from this account. The cost for dues per SRO is $40.

525400 - GAS, FUEL, AND OIL **$ 26,400**

The amount budgeted is based estimated expenditures for the current fiscal year plus a 15% increase for next fiscal year. The 15% increase is due to the unstable fuel market. The budget amount is prorated equally among all vehicles assigned to the organization.

525600 – UNIFORMS AND CLOTHING **$ 12,000**

Uniforms are required to perform duties according to County Policy under Section 23-13-30 of the SC Code of Laws. Uniforms must be worn for recognition purposes and for safety purposes. These uniforms will be standard issue and are required for safety and recognition of the School Resource Officers. The estimated cost for uniforms per SRO is $650 each.

SECTION VI. C. – OPERATING LINE ITEM NARRATIVES

521209 – SCHOOL PATROL SUPPLIES **$ 300**

Supplies such as vests, signs, lights, rain gear, batteries and other safety equipment is required for the school crossing guards to be visible for the safety of the children and for awareness purposes of citizens.

524201 – GENERAL TORT INSURANCE **$ 677**

General tort liability insurance amounts as allocated based on number of personnel. The budget amount is the recommendation of the County Risk Manager.

524202 – SURETY BONDS **$ 0**

Surety bonds are paid every 3 fiscal years and will not be paid again until fiscal year 2018.

525100 – POSTAGE **$ 75**

Postage is required for the bi-weekly mailing of the payroll deposit amounts to the school crossing guards.

SECTION VI. D. - CAPITAL LINE ITEM NARRATIVES

(2) Rpl. Marked Sedan with Equipment **$ 52,000**

The requested replacements are in accordance with our capital replacement plan as recommended by the County Fleet Manager. The estimated per vehicle and equipment cost is $26,000.

COUNTY OF LEXINGTON
SCHOOL DISTRICT #1 CONTRACT
Annual Budget
FY 2016-17 Estimated Revenue

Object Code	Revenue Account Title	Actual 2014-15	Received Thru Dec 2015-16	Amended Budget Thru Dec 2015-16	Projected Revenues Thru Jun 2015-16	Requested 2016-17	Recommend 2016-17	Approved 2016-17
	*** L/E - School District #1 2633 - New Program - SRO Grant Ending Previous Fund 2437**							
	Revenues:							
456100	Program Income	0	0	0	0	61,419		
457000	Federal Grant Income	73,371	34,853	76,778	76,778	0		
461000	Investment Interest	0	0	0	0	0		
801000	Op Trn from General Fund/LE	9,004	8,531	8,531	8,531	20,473		
	**** Total Revenue**	82,375	43,384	85,309	85,309	81,892	0	0
	*****Total Appropriation**				85,309	81,892	0	0
	FUND BALANCE Beginning of Year				18,465	18,465	18,465	18,465
	FUND BALANCE - Projected End of Year				18,465	18,465	18,465	18,465

* Grant will be funded 90% from DPS, with a 10% County match.

COUNTY OF LEXINGTON
SCHOOL DISTRICT #1 CONTRACT
Annual Budget
Fiscal Year - 2016-17

Fund: 2633 - New Program - SRO Grant Ending Previous Fund 2437
Division: Law Enforcement
Organization: 151200 - LE/Operations to 151202 - LE/School Resource Officers

Object Code	Expenditure Classification	2014-15 Expend	2015-16 Expend (Dec)	2015-16 Amended (Dec)	2016-17 Requested	*BUDGET* 2016-17 Recommend	2016-17 Approved
	Personnel						
510100	Salaries & Wages - 1	48,490	22,727	48,306	49,839		
510199	Special Overtime	940	0	3,000	3,000		
511112	FICA - Employer's Portion	3,611	1,662	3,925	4,042		
511114	Police Retirement - Employer's Portion	0	0	7,049	7,260		
511120	Insurance Fund Contribution - 1	7,800	3,900	7,800	7,800		
511130	Workers Compensation	1,662	764	1,724	1,828		
511214	Police Retirement - Emplr. Port. (Retiree)	6,633	3,123	0	0		
	*** Total Personnel**	**69,136**	**32,176**	**71,804**	**73,769**	**0**	**0**
	Operating Expenses						
521000	Office Supplies	0	146	150	50		
521200	Operating Supplies	0	0	50	50		
521208	Police Supplies	0	0	0	100		
522300	Vehicle Repairs & Maintenance - 1	7	564	950	1,200		
524100	Vehicle Insurance - 1	530	530	575	546		
524201	General Tort Liability Insurance	723	723	745	745		
524202	Surety Bonds - 1	10	0	0	0		
525004	WAN Service Charges - 1	456	152	470	480		
525020	Pagers & Cell Phones - 1	247	68	450	240		
525030	800 MHz Radio Service Changes - 1	520	237	685	611		
525031	800 MHz Maintenance Contract - 1	0	0	50	82		
525041	E-mail Service Charges	0	0	0	129		
525210	Conference, Meeting & Training Expense	30	0	2,000	200		
525230	Subscriptions, Dues & Books	0	0	0	40		
525400	Gas, Fuel and Oil	4,167	1,106	5,800	3,000		
525600	Uniforms & Clothing	0	0	0	650		
529903	Contingency	0	0	1,580	0		
	*** Total Operating**	**6,690**	**3,526**	**13,505**	**8,123**	**0**	**0**
	**** Total Personnel & Operating**	**75,826**	**35,702**	**85,309**	**81,892**	**0**	**0**
	Capital						
540000	Small Tools & Minor Equipment	118	0	0	0	0	0
	All Other Equipment	43,293	0	0			
	**** Total Capital**	**43,411**	**0**	**0**	**0**	**0**	**0**
	***** Total Budget Appropriation**	**119,237**	**35,702**	**85,309**	**81,892**	**0**	**0**

SECTION V. - PROGRAM OVERVIEW

The Lexington County Sheriff's Department provides contracted services for school resource officers (SROs) and school crossing guards. The School Resource Officer program provides for the safety and the security of the students in every high school, most middle schools, and some elementary schools in all of Lexington County's school districts. The Lexington County Sheriff's Department and the School Officials are working together to provide a learning environment for the students that will be safe. The State of South Carolina has seen the crime rate rise and Lexington County experiences an increase of school related incidents such as gang and drug activity. The presence of law enforcement officers in the schools should deter such criminal activity.

This position was previously funded by a school resource officer grant and fiscal year 2015 was the third and final year for federal funding. This position will be going under contract with school district one with the school district providing 75% of the funding and LCSD providing 25% of the funding.

SECTION VI. B. – LISTING OF POSITIONS

		Full Time Equivalent			
	Positions	General Fund	Other Fund	Total	Band
Current Staffing Level					
Senior Deputy	1	0	1	1	111
Totals:	**1**	**0**	**1**	**1**	

SECTION VI. C. – OPERATING LINE ITEM NARRATIVES

521000 - OFFICE SUPPLIES **$ 50**

Office supplies are required for School Resource Officers to perform their daily job tasks. Items requested are pens, file jackets, folders, diskettes, calendars and other general supplies that are used daily. The amount budgeted is for 1 SRO at $50 per officer.

521200 - OPERATING SUPPLIES **$ 50**

The School Resource Officers will need supplies for the operation of equipment and daily operations. Some items that will be used are audio and video tapes, film, disks, batteries, and other supplies as required for the grant. The amount budgeted is for 1 SRO at $50 per officer.

521208 – POLICE SUPPLIES **$ 100**

Police supplies are needed to purchase mace, OSHA kits, ASP batons, handcuffs, etc., as required by policy. The amount budgeted is for 1 SRO at $100 per officer.

522300 - VEHICLE REPAIRS AND MAINTENANCE **$ 1,200**

The amount budgeted is based estimated expenditures for the current fiscal year plus an additional 30% for extraordinary maintenance; however, the minimum budget per vehicle is $1,000. The extraordinary maintenance includes transmission overhauls and rear end replacements. The budget amount is prorated equally among all vehicles assigned to the organization.

524100 - VEHICLE INSURANCE **$ 546**

The budget amount is the estimate provided by the County's Risk Manager. Please see the vehicle detail schedule in the appendixes for cost allocation.

524201 - GENERAL TORT LIABILITY INSURANCE **$ 745**

General tort liability insurance amounts as allocated based on number and liability classification of personnel. The budget amount is the estimate provided by the County's Risk Manager.

524202 – SURETY BOND **$ 0**

Surety bonds are paid every 3 fiscal years and will not be paid again until fiscal year 2018.

525004 – WAN SERVICE CHARGES **$ 480**

This account is used to pay connection charges for wide area networks. These connections allow all of the satellite offices to communicate with the network server at headquarters.

(1) Aircard with Verizon Wireless @$40 per month per card $ 480

525020 - PAGERS AND CELL PHONES **$ 240**

All vital communications cannot occur over the 800 MHz radio system. Therefore, mobile telephones and pagers are required for immediate response when required. The amount budgeted is based on
1 phones @ $20 per month per phone = $ 240

525030 – 800 MHz RADIO SERVICE CHARGES **$ 611**

The 800 MHz radios are required for communication. The total annual cost per radio is $610.08.

525031 – 800 MHz RADIO MAINTENANCE CHARGES **$ 82**

The 800 MHz radios are required for communication. Please see the 800 MHz radio detail schedule in the appendixes for cost allocation. The estimated maintenance cost per radio is $82.

525041 – E-MAIL SERVICE CHARGES **$ 129**

E-mail service is a vital tool for communication among all individuals not just within Lexington County. The current cost is $10.75 per user per month.

1 user * $10.75 per month * 12 months

525210 – CONFERENCE, MEETING & TRAINING EXP. **$ 200**

School Resource officers must be sent for training so that they may maintain their certification and acquire advancement in technical fields. The budget amount per officer is $200.

525230 – SUBSCRIPTIONS, DUES, & BOOKS **$ 40**

The certified law enforcement officer dues for the South Carolina Law Enforcement Association are paid from this account. The cost for dues per SRO is $40.

525400 - GAS, FUEL, AND OIL **$ 3,000**

The amount budgeted is based estimated expenditures for the current fiscal year plus a 15% increase for next fiscal year. The 15% increase is due to the unstable fuel market. The budget amount is prorated equally among all vehicles assigned to the organization.

525600 – UNIFORMS AND CLOTHING **$ 650**

Uniforms are required to perform duties according to County Policy under Section 23-13-30 of the SC Code of Laws. Uniforms must be worn for recognition purposes and for safety purposes. These uniforms will be standard issue and are required for safety and recognition of the School Resource Officers. The estimated cost for uniforms per SRO is $650 each.

COUNTY OF LEXINGTON
SCHOOL DISTRICT #1 CONTRACT
Annual Budget
FY 2016-17 Estimated Revenue

Object Code	Revenue Account Title	Actual 2014-15	Received Thru Dec 2015-16	Amended Budget Thru Dec 2015-16	Projected Revenues Thru Jun 2015-16	Requested 2016-17	Recommend 2016-17	Approved 2016-17
	***L/E - School District #1 2633: New Program - (1) Additional School Crossing Guard**							
	Revenues:							
452010	School Crossing Guards	0	0	0	0	5,021		
456100	Program Income	0	0	0	0	0		
461000	Investment Interest	0	0	0	0	0		
801000	Op Trn from General Fund/LE	0	0	0	0	0		
	**** Total Revenue**	0	0	0	0	5,021	0	0
	*****Total Appropriation**					5,021	0	0
	FUND BALANCE Beginning of Year				0	0	0	0
	FUND BALANCE - Projected End of Year				0	0	0	0

The school crossing guard program is funded 100% by the school district on a reimbursement basis.

COUNTY OF LEXINGTON
SCHOOL DISTRICT #1 CONTRACT
Annual Budget
Fiscal Year - 2016-17

Fund 2633 New Program - (1) Additional School Crossing Guard
Division: Law Enforcement
Organization: 151250 - School Crossing Guards

Object Code	Expenditure Classification	2014-15 Expend	2015-16 Expend (Dec)	2015-16 Amended (Dec)	2016-17 Requested	*BUDGET* 2016-17 Recommend	2016-17 Approved
	Personnel						
510300	Part Time	0	0	0	3,911		
511112	FICA - Employer's Portion	0	0	0	299		
511113	State Retirement - Employer's Portion	0	0	0	433		
511130	Workers Compensation	0	0	0	116		
519999	Personnel Contingency	0	0	0	0		
	*** Total Personnel**	**0**	**0**	**0**	**4,759**	**0**	**0**
	Operating Expenses						
521209	School Patrol Supplies	0	0	0	150		
524201	General Tort Liability Insurance	0	0	0	97		
524202	Surety Bonds - 1	0	0	0	0		
525100	Postage	0	0	0	15		
	*** Total Operating**	**0**	**0**	**0**	**262**	**0**	**0**
	**** Total Personnel & Operating**	**0**	**0**	**0**	**5,021**	**0**	**0**
	Capital						
540000	Small Tools & Minor Equipment	0	0	0	0		
	All Other Equipment	0	0	0	0		
	**** Total Capital**	**0**	**0**	**0**	**0**	**0**	**0**
	***** Total Budget Appropriation**	**0**	**0**	**0**	**5,021**	**0**	**0**

LEXINGTON COUNTY SHERIFF'S DEPARTMENT
SCHOOL CROSSING GUARD BUDGET ESTIMATE - ADDITIONAL GUARD FOR SCHOOL DISTRICT 1
2016-2017

District 1	Number of Guards	Hours Worked Per Day	School Days Per Year	Total Hours Worked Per Year	Hourly Pay Rate 14.484462	Total Salary Charged	FICA 7.65%	SCRS 11.06%	Worker's Compensation 2.96%	General Tort $745 per FTE $ 745.00	TOTAL Salary & Fringe Charged to School District	Postage /SCG $ 15.00	Surety Bonds 0 Per FTE $ -	Administrative Fee (Attachment A) $ 2,250.57	Estimated Equipment (Attachment B) $ 150.00	Estimated District Cost
	1	1.50	180	270.00	14.484462	$ 3,910.80	$ 299.18	$ 432.53	$ 115.76	$ 96.71	$ 4,854.98	$ 15.00	$ -	$ 2,250.57	$ 150.00	$ 7,120.55
District 1 Total	1			270.00		$ 3,910.80	$ 299.18	$ 432.53	$ 115.76	$ 96.71	$ 4,854.98	$ 15.00	$ -	$ 2,250.57	$ 150.00	$ 7,120.55

Total Revenue $ 7,120.55

2/8/2016

97-24

Attachment A
Administrative Fee Calculation
2016-2017

	Secretary	Master Deputy
FICA	7.6500%	7.6500%
Retirement	11.0600%	13.7400%
W/C	0.31%	3.46%
General Tort per year	$ 24.00	$ 745.00

	Annual Salary	FICA	Retirement	Worker's Compensation	General Tort	Life/Health Insurance $7,800/Yr.	Subtotal	Total Billable Admin. Fee 40%	Admin. Fee Per Guard Per Year 21 Guards All Districts
Secretary	$ 35,689.00	$ 2,730.21	$ 3,947.20	$ 110.64	$ 24.00	$ 7,800.00	$ 50,301.05	$ 20,120.42	$ 958.12
Master Traffic Deputy	$ 47,504.00	$ 3,634.06	$ 6,527.05	$ 1,643.64	$ 745.00	$ 7,800.00	$ 67,853.74	$ 27,141.50	$ 1,292.45
Total	**$ 83,193.00**	**$ 6,364.26**	**$ 10,148.61**	**$ 1,754.27**	**$ 769.00**	**$ 15,600.00**	**$ 115,240.65**	**$ 47,261.92**	**$ 2,250.57**

Note: The administrative fee is prorated across all guards

8/26/2015

Attachment B
Supply Estimate Per Guard
2016-2017

Equipment	Quantity	Unit Price	Total Price
Vest	1	$15.75	$ 15.75
Stop Sign	1	$19.95	$ 19.95
Strobe Light	1	$19.95	$ 19.95
Flashlight	1	$10.50	$ 10.50
Rainsuit	1	$9.45	$ 9.45
Jacket	1	$38.38	$ 38.38
Cap	1	$12.60	$ 12.60
Gloves	1	$3.15	$ 3.15
Whistle	1	$4.20	$ 4.20
Batteries D	6	$0.61	$ 3.65
Batteries AA	8	$0.33	$ 2.60
		Subtotal	**$ 140.19**
		Tax 7%	**9.81**
		Total Est. Supply Cost	**$ 150.00**

SECTION V. – PROGRAM OVERVIEW

School District 1 has requested an additional school crossing guard to be stationed at Lexington Middle School, Abbie Lane and North Lake Drive. School Crossing Guards ensure the safety of our children during arrival and departure from school. Lexington County School District's # 1, #3, and #5 have requested school crossing guards. The school crossing guards are hired and maintained by the Lexington County Sheriff's Department and substitutes on an as needed basis. The school districts pay 100% of the cost associated with scheduled hours for school crossing guards as well as an administrative fee that covers our cost for management of the program.

SECTION VI. C. – OPERATING LINE ITEM NARRATIVES

521209 – SCHOOL PATROL SUPPLIES **$ 150**

Supplies such as vests, signs, lights, rain gear, batteries and other safety equipment is required for the school crossing guards to be visible for the safety of the children and for awareness purposes of citizens.

524201 – GENERAL TORT INSURANCE **$ 97**

General tort liability insurance amounts as allocated based on number of personnel. The budget amount is the recommendation of the County Risk Manager.

524202 – SURETY BONDS **$ 0**

Surety bonds are paid every 3 fiscal years and will not be paid again until fiscal year 2018.

525100 – POSTAGE **$ 15**

Postage is required for the bi-weekly mailing of the payroll deposit amounts to the school crossing guards.

COUNTY OF LEXINGTON
SCHOOL DISTRICT #2 RESOURCE OFFICERS
Annual Budget
FY 2016-17 Estimated Revenue

Object Code	Revenue Account Title	Actual 2014-15	Received Thru Dec 2015-16	Amended Budget Thru Dec 2015-16	Projected Revenues Thru Jun 2015-16	Requested 2016-17	Recommend 2016-17	Approved 2016-17
	***L/E - School District #2 2634:**							
	Revenues:							
456100	Program Income	190,583	110,625	185,109	185,109	298,551		
461000	Investment Interest	0	7	0	0	0		
801000	Op Trn from General Fund/LE	204,840	92,556	185,110	185,110	99,517		
	**** Total Revenue**	395,423	203,188	370,219	370,219	398,068	0	0
	*****Total Appropriation**				370,219	398,068	0	0
	FUND BALANCE Beginning of Year				83,561	83,561	83,561	83,561
	FUND BALANCE - Projected End of Year				83,561	83,561	83,561	83,561

The school resource officer program is funded 75% by the school district and 25% by the Lexington County Sheriff's Department.

COUNTY OF LEXINGTON
SCHOOL DISTRICT #2 RESOURCE OFFICERS
Annual Budget
Fiscal Year - 2016-17

Fund 2634
Division: Law Enforcement
Organization: 151202 - LE/School Resource Officers

Object Code	Expenditure Classification	2014-15 Expend	2015-16 Expend (Dec)	2015-16 Amended (Dec)	2016-17 Requested	BUDGET 2016-17 Recommend	BUDGET 2016-17 Approved
	Personnel						
510100	Salaries & Wages - 5	231,513	108,104	228,037	227,568		
510199	Special Overtime	4,341	2,692	9,452	5,400		
510200	Overtime	402	0	0	0		
511112	FICA - Employer's Portion	16,971	8,020	18,168	17,822		
511114	Police Retirement - Employer's Portion	25,249	15,161	32,631	32,010		
511120	Employee Insurance - 5	39,000	19,500	39,000	39,000		
511130	Workers Compensation	7,942	3,727	7,980	8,061		
511214	Police Retire - Employer's Portion - Ret	6,456	63	0	0		
519999	Personnel Contingency	0	0	0	5,817		
	*** Total Personnel**	**331,874**	**157,267**	**335,268**	**335,678**	**0**	**0**
	Operating Expenses						
520233	Towing Service	0	0	325	225		
521000	Office Supplies	0	0	250	250		
521200	Operating Supplies	0	0	250	250		
521208	Police Supplies	0	0	250	500		
522300	Vehicle Repairs & Maintenance	2,421	1,648	5,000	10,000		
524100	Vehicle Insurance - 5	2,650	2,650	2,730	2,730		
524201	General Tort Liability Insurance	3,615	3,615	3,723	3,723		
524202	Surety Bonds - 5	48	0	0	0		
525000	Telephone	254	127	264	256		
525004	WAN Service Charges - 5	0	0	0	2,400		
525020	Pagers and Cell Phones	0	0	0	0		
525030	800 MHz Radio Service Charges - 5	2,600	1,184	3,404	3,051		
525031	800 MHz Radio Maintenance Contracts	379	397	400	410		
525041	E-mail Service Charges - 5	324	67	405	645		
525210	Conference, Meeting & Training Expense	120	0	2,500	1,000		
525230	Subscriptions, Dues, and Books	150	150	200	200		
525400	Gas, Fuel, & Oil	8,712	3,289	12,000	7,500		
525600	Uniforms & Clothing	1,480	272	3,250	3,250		
529903	Contingency	0	0	0	0		
	*** Total Operating**	**22,753**	**13,399**	**34,951**	**36,390**	**0**	**0**
	**** Total Personnel & Operating**	**354,627**	**170,666**	**370,219**	**372,068**	**0**	**0**
	Capital						
540000	Small Tools & Minor Equipment	0	0	0	0		
540010	Minor Software	0	0	0	0		
	All Other Equipment	31,282	0	0			
	(1) Marked Sedan w/ Equip - Repl.				26,000		
	**** Total Capital**	**31,282**	**0**	**0**	**26,000**	**0**	**0**
	***** Total Budget Appropriation**	**385,909**	**170,666**	**370,219**	**398,068**	**0**	**0**

SECTION IV

COUNTY OF LEXINGTON
Capital Item Summary
Fiscal Year - 2016-2017

Fund # 2634 Fund Title: LE/School District 2
Organization # 151202 Organization Title: School Resource Officer
Program # 150 Program Title: Law Enforcement

Qty	Item Description	***BUDGET*** 2016-17 Requested Amount
	Small Tools and Minor Equipment	0
	Minor Software	0
1	Rpl. Marked Sedan with Equipment	26,000

**** Grand Total Capital (Transfer Total to Section I and II)** **26,000**

SECTION V. - PROGRAM OVERVIEW

The Lexington County Sheriff's Department provides contracted services for school resource officers (SROs) and school crossing guards. The School Resource Officer program provides for the safety and the security of the students in every high school, most middle schools, and some elementary schools in all of Lexington County's school districts. School Crossing Guards ensure the safety of our children during arrival and departure from school. Not all schools in Lexington County have a school crossing guard and in school district two, the municipalities provide the crossing guards. The Lexington County Sheriff's Department and the School Officials are working together to provide a learning environment for the students that will be safe. The State of South Carolina has seen the crime rate rise and Lexington County experiences an increase of school related incidents such as gang and drug activity. The presence of law enforcement officers in the schools should deter such criminal activity and the presence of school crossing guards assist with slowing traffic to allow the students to arrive and depart school safely.

SECTION VI. B. – LISTING OF POSITIONS

Current Staffing Level:

	Positions	Full Time Equivalent General Fund	Other Fund	Total	Grade
Law Enforcement/Administration:					
Senior Deputy	5	5		5	111
Totals	5	5.000	0	5.000	

SECTION VI. C. – OPERATING LINE ITEM NARRATIVES

520233 – TOWING SERVICE **$ 225**

Wrecker services must be paid for the towing of County Vehicles. The cost for a County Vehicle is $75 estimating that three (3) vehicles will be towed this year.

521000 - OFFICE SUPPLIES **$ 250**

Office supplies are required for School Resource Officers to perform their daily job tasks. Items requested are pens, file jackets, folders, diskettes, calendars and other general supplies that are used daily. The amount budgeted is for 5 SRO's at $50 per officer.

521200 - OPERATING SUPPLIES **$ 250**

The School Resource Officers will need supplies for the operation of equipment and daily operations. Some items that will be used are audio and video tapes, film, disks, batteries, and other supplies as required for the grant. The amount budgeted is for 5 SRO's at $50 per officer.

521208 – POLICE SUPPLIES **$ 500**

Police supplies are needed to purchase mace, OSHA kits, ASP batons, handcuffs, etc., as required by policy. The amount budgeted is for 5 SRO's at $100 per officer.

522300 - VEHICLE REPAIRS AND MAINTENANCE **$ 10,000**

The amount budgeted is based estimated expenditures for the current fiscal year plus an additional 30% for extraordinary maintenance; however, the minimum budget per vehicle is $1,000. The extraordinary maintenance includes transmission overhauls and rear end replacements. The budget amount is prorated equally among all vehicles assigned to the organization.

524100 - VEHICLE INSURANCE **$ 2,730**

The budget amount is the estimate provided by the County's Risk Manager. Please see the vehicle detail schedule in the appendixes for cost allocation.

524201 - GENERAL TORT LIABILITY INSURANCE **$ 3,723**

General tort liability insurance amounts as allocated based on number and liability classification of personnel. The budget amount is the estimate provided by the County's Risk Manager.

524202 – SURETY BOND **$ 0**

Surety bonds are paid every 3 fiscal years and will not be paid again until fiscal year 2018.

525000 – TELEPHONE **$ 256**

Telephone line charges are required for daily operations and voice mail. The amount budgeted is based on contract price of $5 per month per officer.

525004 – WAN SERVICE CHARGES **$ 2,400**

This account is used to pay connection charges for wide area networks. These connections allow all of the satellite offices to communicate with the network server at headquarters.

(5) Aircards with Verizon Wireless @$40 per month per card $ 2,400

525020 - PAGERS AND CELL PHONES **$ 0**

There are no pagers or cell phones assigned to the employees in this fund.

525030 – 800 MHz RADIO SERVICE CHARGES **$ 3,051**

The 800 MHz radios are required for communication.

525031 – 800 MHz RADIO MAINTENANCE CHARGES **$ 410**

The 800 MHz radios are required for communication. Please see the 800 MHz radio detail schedule in the appendixes for cost allocation. The estimated maintenance cost per radio is $82.

525041 – E-MAIL SERVICE CHARGES **$ 645**

E-mail service is a vital tool for communication among all individuals not just within Lexington County. The current cost is $10.75 per user per month.

5 users * $10.75 per month * 12 months

525210 – CONFERENCE, MEETING & TRAINING EXP. **$ 1,000**

School Resource officers must be sent for training so that they may maintain their certification and acquire advancement in technical fields. The budget amount per officer is $200.

525230 – SUBSCRIPTIONS, DUES, & BOOKS **$ 200**

The certified law enforcement officer dues for the South Carolina Law Enforcement Association are paid from this account. The cost for dues per SRO is $40.

525400 - GAS, FUEL, AND OIL **$ 7,500**

The amount budgeted is based estimated expenditures for the current fiscal year plus a 15% increase for next fiscal year. The 15% increase is due to the unstable fuel market. The budget amount is prorated equally among all vehicles assigned to the organization.

525600 – UNIFORMS AND CLOTHING **$ 3,250**

Uniforms are required to perform duties according to County Policy under Section 23-13-30 of the SC Code of Laws. Uniforms must be worn for recognition purposes and for safety purposes. These uniforms will be standard issue and are required for safety and recognition of the School Resource Officers. The estimated cost for uniforms per SRO is $650 each.

SECTION VI. D. - CAPITAL LINE ITEM NARRATIVES

(1) Rpl. Marked Sedan with Equipment **$ 26,000**

The requested replacements are in accordance with our capital replacement plan as recommended by the County Fleet Manager. The estimated per vehicle and equipment cost is $26,000.

COUNTY OF LEXINGTON
FEDERAL NARCOTICS FORFEITURES
Annual Budget
Fiscal Year - 2016-17

Object Code	Revenue Account Title	Actual 2014-15	Received Thru Dec 2015-16	Amended Budget Thru Dec 2015-16	Projected Revenues Thru Jun 2015-16	Requested 2016-17	Recommend 2016-17	Approved 2016-17
	***L/E - Federal Narcotic Forfeitures 2637:**							
	Revenues:							
456400	Narcotics Confiscation	39,409	32,905	69,230	69,230	0		
461000	Investment Interest	673	471	0	0	0		
	**** Total Revenue**	40,082	33,376	69,230	69,230	0	0	0
	*****Total Appropriations**				388,110	128,747	0	0
	Contingency:							
	Unused				232,730			
	FUND BALANCE							
	Beginning of Year				318,880	232,730	232,730	232,730
	FUND BALANCE - Projected							
	End of Year				232,730	103,983	232,730	232,730

* Please note the budget for revenue is $0 because the sharing of federal forfeitures with local governments has been suspended. It has been indicated that once the program is resumed the sharing of funds will be retroactive for any seizures that local governments participated during the suspension.

COUNTY OF LEXINGTON
FEDERAL NARCOTICS FORFEITURES
Annual Budget
Fiscal Year - 2016-17

Fund 2637
Division: Law Enforcement
Organization: 151280 - LE/Narcotics

Object Code	Expenditure Classification	2014-15 Expend	2015-16 Expend (Dec)	2015-16 Amended (Dec)	2016-17 Requested	BUDGET 2016-17 Recommend	BUDGET 2016-17 Approved
	Operating Expenses						
520100	Contracted Maintenance	8,500	3,750	10,010	4,720		
520200	Contracted Service	0	0	0	1,056		
521000	Office Supplies	0	0	1,800	900		
521200	Operating Supplies	5,756	2,087	12,900	12,900		
522200	Small Equipment Repairs & Maint.	615	0	5,000	5,000		
525000	Telephone	2,749	1,375	2,760	2,760		
525004	WAN Service Charges	3,717	1,868	4,200	4,200		
525210	Conference, Meeting & Training Expense	0	0	5,000	5,000		
525230	Subscriptions, Dues, & Books	0	0	200	200		
525240	Personal Mileage Reimbursement	309	332	1,200	1,200		
525376	Utilities - Helicopter Storage Building	0	0	0	0		
525386	Utilities - Investigation Substation	6,015	2,540	10,795	7,278		
525600	Uniforms & Clothing	11,522	0	12,000	9,000		
526500	Licenses & Permits	0	0	700	0		
529000	Unclassified	0	0	25,000	0		
529903	Contingency	0	0	232,730	0		
	*** Total Operating**	**39,183**	**11,952**	**324,295**	**54,214**	**0**	**0**
	**** Total Operating**	**39,183**	**11,952**	**324,295**	**54,214**	**0**	**0**
	Capital						
540000	Small Tools & Minor Equipment	1,153	0	5,000	9,095		
	All Other Equipment	16,462	0	58,815			
	(1) Surveillance System				13,179		
	(12) Mobile Printers				4,668		
	(2) Tactical Ballistic Vest				6,510		
	(6) Level IV Tactical Vest				19,365		
	(2) DSLR Camera w/ Lens Package				2,970		
	(2) Echo-6 Repeater (2 Watt)				7,063		
	(1) Digital Monitoring System w/ Bug & Monitoring				3,323		
	(2) Night Vision Day/Night Scope				8,360		
	**** Total Capital**	**17,615**	**0**	**63,815**	**74,533**	**0**	**0**

SECTION IV

COUNTY OF LEXINGTON
Capital Item Summary
Fiscal Year - 2016-2017

Fund # 2637 Fund Title: Federal Narcotic Forfeitures
Organization # 151280 Organization Title: Narcotics
Program: 150 Program Title: Law Enforcement

Qty	Item Description	***BUDGET*** 2016-2017 Requested Amount
	Small Tools & Minor Equipment	9,095
1	Surveillance System	13,179
12	Mobile Printers	4,668
2	Tactical Ballistic Vest	6,510
6	Level IV Tactical Vest	19,365
2	DSLR Camera with Lens Package	2,970
2	Echo-6 Repeater (2 Watt)	7,063
1	Digital Monitoring Systems with Bug & Monitoring	3,323
2	Night Vision Day/Night Scope	8,360
	**** Total Capital (Transfer Total to Section III)**	**74,533**

SECTION V. – PROGRAM OVERVIEW

The federal forfeiture fund is a collection of monies from federal narcotic seizures that have been forfeited through the court process. Federal law mandates that these funds be used for law enforcement.

SECTION VI. A. - SUMMARY OF REVENUES

456400 –NARCOTICS CONFISCATION **$ 0**

Narcotic confiscation funds are funds that are related to unlawful activities as it relates to illegal substances. After the ruling has been received from the court system, the funds are distributed as per the court order. LCSD's share of those funds is placed in this account to be appropriated for expense of items needed to operate the narcotics unit. The amount budgeted is $0.00 because the sharing of federal forfeitures with local governments has been suspended. It has been indicated that once the program is resumed the sharing of funds will be retroactive for any seizures that local governments participated.

SECTION VI. C. - OPERATING LINE ITEM NARRATIVES

520100 – CONTRACTED MAINTENANCE **$ 4,720**

Maintenance is required for the GC/MS/DS & the FTIR system. The maintenance agreement includes the replacement of parts that need replaced due to normal use.

Maintenance Agreement (Analytical Services Int'l)	$ 3,520
Maintenance Agreement for scales (Mettler Toledo)	$ 1,200

520200 – CONTRACTED SERVICES **$ 1,056**

Services are needed to cover a monitoring fee associated with two (2) trackers. The estimated cost is $44.00 per month per tracker.

521000 – OFFICE SUPPLIES **$ 900**

General office supplies and toner cartridges are needed to prepare reports. This account provides supplies for 18 employees with an estimated need of $50 each.

521200 - OPERATING SUPPLIES **$ 12,900**

The majority of this account must pay for various items used during narcotics investigations and the analysis of seized drugs.

Solvents/Reagents (VWR)	$ 1,000
Gas (Airstar)	$ 1,000
Vials, Pipetts, Glassware, Etc. (VWR)	$ 500
Nitrile Safety Gloves	$ 100
Cabling and accessories for undercover equipment (Cable & Connections)	$ 1,500
Supplies for Seizing of Property (Lowe's)	$ 1,800
Supplies for Meth Lab Cleanup	$ 5,000
Batteries	$ 2,000

522200 - SMALL EQUIPMENT REPAIRS & MAINTENANCE **$ 5,000**

Required inspections and repair of various audio and video equipment used during narcotics surveillance operations. The amount budgeted is an estimate because this year is the first year we will need to service all of the surveillance equipment.

525000 – TELEPHONE **$ 2,757**

This account will be used to pay telephone line charges, fax line charges, telephone extension relocations, directory assistance charges and telephone book listing charges. The amount budgeted is based on the contract prices.

525004 – WAN SERVICE CHARGES **$ 4,200**

Networking the substation to headquarters is crucial for communication. This fiscal year we are changing our providers to enable faster communication speed.

(2) Connections for Narcotics $175 per month per connection (Time Warner Cable) $ 4,200

525210 – CONFERENCE, MEETING & TRAINING EXP. $ 5,000

To meet requirements for certification, SC Code of Laws, Section 23-23-10 training must be attended. This reflects our in-house training needs required by law to provide to our personnel. The academy does not teach these courses, and in many cases we must send people outside the county for training so that they may maintain their certification and acquire advancement in technical fields which are changing rapidly in the law enforcement field. Training seminars requested during the year may vary as they are offered.

525230 – SUBSCRIPTIONS, DUES, & BOOKS $ 200

Funds are used to pay for reference materials, training manuals, subscriptions to periodical literature, and dues to professional organizations.

525240 – PERSONNEL MILEAGE $ 1,200

Reimbursement for mileage incurred from use of a personal vehicle is required. Travel is needed for peer-reviewed case in labs throughout the state and for training classes. The amount budgeted is based on $100 monthly expense.

525386 – UTILITIES – INVESTIGATIONS SUBSTATION $ 7,278

Utility amounts are allocated based on square footage. The budget amount is based on estimated expenses for the current fiscal year plus a 3% contingency for potential rate increases. An additional $2,000 was included to cover the cost of propane that is used for heating the buildings. Propane is the only source of heat.

525600 – UNIFORMS & CLOTHING $ 9,000

The officers will need to purchase replacement uniforms, jackets and uniforms for tactical operations. This year the officers will need complete sets of daily uniform and raid uniforms.

SECTION VI. D. –CAPITAL LINE ITEM NARRATIVES

540000 - SMALL TOOLS & MINOR EQUIPMENT **$ 9,095**

Electronic surveillance equipment and tools utilized used by the task force to do covert operations from inconspicuous locations are necessary to investigate suspicious activities. Surveillance equipment will be used for covert operations for points of entry, exit, all angles of area being viewed, and surrounding structures. The surveillance equipment will be requested dependent upon the undercover operation. The cost to purchase surveillance equipment is estimated depending on the request of the governing board.

Specifics for this budget are as follows:

(15) TLR-1 with Strobe Tactical Light - $1,950
(15) Tactical Helmets - $7,145

(1) SURVEILLANCE SYSTEM **$13,179**

This item is to supplement the current Oculus System being used by the Narcotics Enforcement Team. The purpose of this item is to gather video and audio evidence during undercover drug operations. Currently, we have one system being shared by eleven (11) Narcotic Agents. Because of the quality of the evidence being gathered using the Oculus System, many prosecutors have become reluctant to prosecute cases where it is not used. Also, we have had several requests from other agencies to use the system, to assist them. The total estimated cost is $13,179.

(12) MOBLIE PRINTERS **$4,668**

Twelve (12) Mobile Printers will allow Agents to print essential documents such as search warrants while at the scene and thus save on man hours. Agents would no longer have to call the details back to another agent at the office to type their search warrants for them. It would also enable Agents to print search warrants returns while at the incident location, again saving on man hours. The cost for one (1) printer is $389. The total cost for twelve (12) printers is $4,668.

(2) TACTICAL BALLISTIC VEST **$6,510**

The team is requesting two (2) FAV MKII MR01 Level IIIA Advanced Tactical Vests to replace the current vests due to expire. These vests are used for training and on SWAT Team deployments. These vests come equipped with throat protection, arm protection, groin protection and a rifle round protection plate. The cost for one (1) vest is $3,200. The cost for two (2) vests with shipping charges is $6,510.

(6) LEVEL IV TACTICAL VEST **$19,365**

It has become the responsibility of the Narcotics Enforcement Team to work in conjunction with SWAT during tactical situations. NET Agents are training with and supplementing the SWAT on calls. Because of their hard work and training NET Agents are working with SWAT and performing the same tasks, therefore, it is imperative that they have the same equipment. The cost of one (1) tactical vest is $3,200. The total estimated cost for six (6) tactical vests is $19,365.

(2) DSLR CAMERA WITH LENS PACKAGE **$2,970**

This camera will be used to gather evidence, both while conducting surveillance and at crime scenes (narcotic search warrants). It will help produce a stronger, more detailed case for prosecution. The total estimated cost is $2,970.

(2) ECHO-6 REPEATER (2 WATT) **$7,063**

This unit will be used to increase the range and clarity of the signal transmitted from the body wires that are used during undercover drug buys. As a result, it increases the safety of undercover officers and confidential informants. As well as the quality of evidence gathered. This is to replace the repeaters that were purchased more than ten (10) years ago that are no longer functioning property and cannot be worked on due to parts being outdated. The cost of one unit is $3,515. The total estimated cost of two (2) units with shipping is $7,063.

(1) DIGITAL MONITORING SYSTEMS WITH BUG & MONITORING **$3,323**

This system allows for the monitoring and recording of drug deals using a cell phone. This system also allows the use of any cell phone as the bug. As a result of this, it makes the hiding of the bug much easier. Also you have monitoring capabilities anywhere you have a cell phone signal. The total estimated cost is $3,323.

(2) NIGHT VISION DAY/NIGHT SCOPE **$8,360**

The sniper team currently has no night vision capable scopes. The scopes that are best suited for our team are the day/night versions that can be quickly clipped on and off the AI chassis the department has. The value is that the regular day scope is unaffected for zero and requires no adjustment when set up. These night vision scopes can also be used as a handheld device when not being attached to the scope. Half of the sniper teams deployments either start or finish in dark conditions, which make it difficult to provide quality information when the target cannot be seen. The total estimated cost is $8,360.

COUNTY OF LEXINGTON
LE / CIVIL PROCESS SERVER
Annual Budget
Fiscal Year - 2016-17

Object Code	Revenue Account Title	Actual 2014-15	Received Thru Dec 2015-16	Amended Budget Thru Dec 2015-16	Projected Revenues Thru Jun 2015-16	Requested 2016-17	Recommend 2016-17	Approved 2016-17
	***L/E - Civil Process Server 2638:**							
	Revenues:							
441000	Sheriff's Fees & Fines	38,378	14,815	40,745	40,745	31,608		
461000	Investment Interest	195	94	0	0	0		
	**** Total Revenue**	38,573	14,909	40,745	40,745	31,608	0	0
	*****Total Appropriation**				109,449	75,700	0	0
	Contingency:							
	Unused				35,376			
	FUND BALANCE							
	Beginning of Year				68,659	119,499	119,499	119,499
	FUND BALANCE - Projected							
	End of Year				119,499	75,407	119,499	119,499

COUNTY OF LEXINGTON
LE / CIVIL PROCESS SERVER
Annual Budget
Fiscal Year - 2016-17

Fund 2638
Division: Law Enforcement
Organization: 151400 - LE/Judicial Services

Object Code	Expenditure Classification	2014-15 Expenditure	2015-16 Expenditure (Dec)	2015-16 Amended (Dec)	2016-17 Requested	BUDGET 2016-17 Recommend	BUDGET 2016-17 Approved
	Personnel						
510100	Salaries & Wages	12,824	0	0	0		
510300	Part Time - 3 (1.713 - FTE)	49,472	29,264	61,997	61,998		
511112	FICA - Employers Portion	4,771	2,245	4,743	4,743		
511113	State Retirement - Employers Portion	6,793	3,237	6,857	6,857		
511130	Workers Compensation	187	88	186	192		
519999	Personnel Contingency	0	0	0	1,476		
	*** Total Personnel**	**74,047**	**34,834**	**73,783**	**75,266**	**0**	**0**
	Operating Expenses						
521000	Office Supplies	0	0	0	0		
524201	General Tort Liability Insurance	46	46	47	47		
524202	Surety Bonds - 3	10	0	0	0		
525000	Telephone	0	0	0	0		
525041	E-mail Service Charges - 3	162	81	243	387		
525210	Conference, Meeting & Training Expense	0	0	0	0		
529903	Contingency	0	0	35,376	0		
	*** Total Operating**	**218**	**127**	**35,666**	**434**	**0**	**0**
	**** Total Personnel & Operating**	**74,265**	**34,961**	**109,449**	**75,700**	**0**	**0**
	Capital						
540000	Small Tools & Minor Equipment	0	0	0	0		
	All Other Equipment	0	0	0	0		
	**** Total Capital**	**0**	**0**	**0**	**0**	**0**	**0**
	***** Total Budget Appropriation**	**74,265**	**34,961**	**109,449**	**75,700**	**0**	**0**

SECTION V. - PROGRAM OVERVIEW

This fund is not a grant; it is a special revenue fund. Therefore, there is no term limit as long as there is sufficient revenue to support the expenses charged to this fund.

This program is for the service of all common pleas papers. The party requesting service pays an amount of $0 to $25. The amount paid depends on varying circumstances. The revenue generated by this program will be used to fund two part time clerical positions to enter the papers into a database, which tracks the service and attempted service of these documents. This information is then returned to the courts for official dockets.

SECTION VI. A. - SUMMARY OF REVENUES

441000 – SHERIFF'S FEES & FINES **$ 31,608**

This revenue is generated from the service of all common please papers. The party requesting the service pays an amount of $0 to $25. The amount paid depends on varying circumstances. The estimated revenue is calculated based projections for the current fiscal year.

SECTION VI. B. – LISTING OF POSITIONS

Current Staffing Level:

	Positions	Full Time Equivalent General Fund	Other Fund	Total	Grade
Law Enforcement/Administration:					
Records Technician	3	1.875		1.875	106
Totals	3	1.875	0	1.875	

SECTION VI. C. - OPERATING LINE ITEM NARRATIVES

524201 - GENERAL TORT LIABILITY INSURANCE **$ 47**

General tort liability insurance amounts are allocated based on number and liability classification of personnel. The budget amount is the estimate provided by the County's Risk Manager.

524202 – SURETY BOND **$ 0**

Surety bonds are paid every 3 fiscal years and will not be paid again until fiscal year 2018.

525041 – E-MAIL SERVICE CHARGES **$ 387**

E-mail service is a vital tool for communication among all individuals not just within Lexington County. The current cost is $10.75 per user per month.

3 users * $10.75 per month * 12 months = $ 387

COUNTY OF LEXINGTON
SCHOOL DISTRICT #3 RESOURCE OFFICERS
Annual Budget
FY 2016-17 Estimated Revenue

Object Code	Revenue Account Title	Actual 2014-15	Received Thru Dec 2015-16	Amended Budget Thru Dec 2015-16	Projected Revenues Thru Jun 2015-16	Requested 2016-17	Recommend 2016-17	Approved 2016-17
	***L/E - School District #3 2639:**							
	Revenues:							
452010	School Crossing Guards	0	0	15,719	15,719	17,821		
456100	Program Income	75,387	34,788	39,644	39,644	61,192		
461000	Investment Interest	126	75	0	0	0		
801000	Op Trn from General Fund/LE	82,751	19,823	39,645	39,645	20,397		
	** **Total Revenue**	158,264	54,686	95,008	95,008	99,410	0	0
	***Total Appropriation**				129,289	99,410	0	0
	CONTINGENCY							
	Unused				(50,000)			
	FUND BALANCE							
	Beginning of Year				84,423	100,142	100,142	100,142
	FUND BALANCE - Projected							
	End of Year				100,142	100,142	100,142	100,142

The school resource officer program is funded 75% by the school district and 25% by the Lexington County Sheriff's Department.
The school crossing guard program is funded 100% by the school district on a reimbursement basis plus an administrative fee.

COUNTY OF LEXINGTON
SCHOOL DISTRICT #3 RESOURCE OFFICERS
Annual Budget
Fiscal Year - 2016-17

Fund 2639
Division: Law Enforcement
Organization: 151202 - LE/School Resource Officer

Object Code	Expenditure Classification	2014-15 Expend	2015-16 Expend (Dec)	2015-16 Amended (Dec)	2016-17 Requested	BUDGET 2016-17 Recommend	BUDGET 2016-17 Approved
	Personnel						
510100	Salaries & Wages - 1	0	15,267	47,280	47,702		
510199	Special Overtime	0	285	2,500	2,500		
511112	FICA - Employer's Portion	0	1,106	3,808	3,840		
511114	Police Retirement - Employer's Portion	0	2,137	6,840	6,898		
511120	Employee Insurance - 1	0	3,900	7,800	7,800		
511130	Workers Compensation	0	523	1,673	1,737		
519999	Personnel Contingency	0	0	0	1,254		
	*** Total Personnel**	**0**	**23,218**	**69,901**	**71,731**	**0**	**0**
	Operating Expenses						
520233	Towing Service	0	0	65	75		
521000	Office Supplies	0	0	50	50		
521200	Operating Supplies	0	0	50	50		
521208	Police Supplies	0	0	50	100		
522300	Vehicle Repairs & Maintenance	0	382	1,500	2,000		
524100	Vehicle Insurance - 1	0	530	546	546		
524201	General Tort Liability Insurance	0	0	745	745		
524202	Surety Bonds - 1	0	0	0	0		
525000	Telephone	0	723	0	0		
525004	WAN Service Charges	0	0	0	480		
525020	Pagers and Cell Phones	0	0	0	0		
525030	800 MHz Radio Service Charges - 1	0	237	681	611		
525031	800 MHz Radio Maintenance Contracts	0	0	80	82		
525041	E-mail Service Charges - 1	0	40	81	129		
525210	Conference, Meeting & Training Expense	0	0	500	200		
525230	Subscriptions, Dues, and Books	0	30	40	40		
525400	Gas, Fuel, & Oil	0	673	3,500	1,500		
525600	Uniforms & Clothing	0	0	1,500	3,250		
529903	Contingency	0	0	50,000	0		
539514	Refund - School District	0	0	0	0		
	*** Total Operating**	**0**	**2,615**	**59,388**	**9,858**	**0**	**0**
	**** Total Personnel & Operating**	**0**	**25,833**	**129,289**	**81,589**	**0**	**0**
	Capital						
540000	Small Tools & Minor Equipment	0	0	0	0		
	All Other Equipment	0	0	0	0		
	**** Total Capital**	**0**	**0**	**0**	**0**	**0**	**0**
	***** Total Budget Appropriation**	**0**	**25,833**	**129,289**	**81,589**	**0**	**0**

COUNTY OF LEXINGTON
SCHOOL DISTRICT #3 RESOURCE OFFICERS
Annual Budget
Fiscal Year - 2016-17

Fund 2639
Division: Law Enforcement
Organization: 151201 - LE/School Resource Officers

Object Code	Expenditure Classification	2014-15 Expend	2015-16 Expend (Dec)	2015-16 Amended (Dec)	BUDGET 2016-17 Requested	BUDGET 2016-17 Recommend	BUDGET 2016-17 Approved
	Personnel						
510100	Salaries & Wages	45,223	0	0	0		
510199	Special Overtime	1,357	0	0	0		
511112	FICA - Employer's Portion	3,336	0	0	0		
511114	Police Retirement - Employer's Portion	6,250	0	0	0		
511120	Employee Insurance	7,800	0	0	0		
511130	Workers Compensation	1,566	0	0	0		
519999	Personnel Contingency	0	0	0	0		
	*** Total Personnel**	**65,532**	**0**	**0**	**0**	**0**	**0**
	Operating Expenses						
520233	Towing Service	0	0	0	0		
521000	Office Supplies	0	0	0	0		
521200	Operating Supplies	0	0	0	0		
521208	Police Supplies	0	0	0	0		
522300	Vehicle Repairs & Maintenance	81	0	0	0		
524100	Vehicle Insurance	530	0	0	0		
524201	General Tort Liability Insurance	1,446	0	0	0		
524202	Surety Bonds	19	0	0	0		
525000	Telephone	0	0	0	0		
525004	WAN Service Charges	0	0	0	0		
525020	Pagers and Cell Phones	0	0	0	0		
525030	800 MHz Radio Service Charges	520	0	0	0		
525031	800 MHz Radio Maintenance Contracts	76	0	0	0		
525041	E-mail Service Charges	81	0	0	0		
525210	Conference, Meeting & Training Expense	(361)	0	0	0		
525230	Subscriptions, Dues, and Books	30	0	0	0		
525400	Gas, Fuel, & Oil	2,088	0	0	0		
525600	Uniforms & Clothing	782	0	0	0		
529903	Contingency	0	0	0	0		
539514	Refund - School District	0	0	0	0		
	*** Total Operating**	**5,292**	**0**	**0**	**0**	**0**	**0**
	**** Total Personnel & Operating**	**70,824**	**0**	**0**	**0**	**0**	**0**
	Capital						
540000	Small Tools & Minor Equipment	0	0	0	0		
	All Other Equipment	31,282	0	0	0		
	**** Total Capital**	**31,282**	**0**	**0**	**0**	**0**	**0**
	***** Total Budget Appropriation**	**102,106**	**0**	**0**	**0**	**0**	**0**

COUNTY OF LEXINGTON
SCHOOL DISTRICT #3 RESOURCE OFFICERS
Annual Budget
Fiscal Year - 2016-17

Fund 2639
Division: Law Enforcement
Organization: 151250 - School Crossing Guards

Object Code	Expenditure Classification	2014-15 Expend	2015-16 Expend (Dec)	2015-16 Amended (Dec)	2016-17 Requested	BUDGET 2016-17 Recommend	BUDGET 2016-17 Approved
	Personnel						
510300	Part Time	0	4,132	10,009	13,688		
511112	FICA - Employer's Portion	0	320	766	1,047		
511113	State Retirement - Employer's Portion	0	228	1,107	1,514		
511130	Workers Compensation	0	141	336	405		
511213	SCRS - Employer's Portion (Retiree)	0	222	0	0		
519999	Personnel Contingency	0	0	0	333		
	*** Total Personnel**	**0**	**5,043**	**12,218**	**16,987**	**0**	**0**
	Operating Expenses						
520233	Towing Service	0	0	0	0		
521000	Office Supplies	0	0	0	0		
521200	Operating Supplies	0	0	0	0		
521208	Police Supplies	0	0	0	0		
521209	School Patrol Supplies	0	0	200	450		
522300	Vehicle Repairs & Maintenance	0	0	0	0		
524100	Vehicle Insurance - 1	0	0	0	0		
524201	General Tort Liability Insurance	0	0	68	339		
524202	Surety Bonds - 1	0	0	0	0		
525000	Telephone	0	0	0	0		
525004	WAN Service Charges	0	0	0	0		
525020	Pagers and Cell Phones	0	0	0	0		
525030	800 MHz Radio Service Charges - 1	0	0	0	0		
525031	800 MHz Radio Maintenance Contracts	0	0	0	0		
525041	E-mail Service Charges - 1	0	0	0	0		
525100	Postage	0	9	32	45		
525210	Conference, Meeting & Training Expense	0	0	0	0		
525230	Subscriptions, Dues, and Books	0	0	0	0		
525400	Gas, Fuel, & Oil	0	0	0	0		
525600	Uniforms & Clothing	0	0	0	0		
529903	Contingency	0	0	0	0		
539514	Refund - School District	0	0	0	0		
	*** Total Operating**	**0**	**9**	**300**	**834**	**0**	**0**
	**** Total Personnel & Operating**	**0**	**5,052**	**12,518**	**17,821**	**0**	**0**
	Capital						
540000	Small Tools & Minor Equipment	0	0	0	0		
	All Other Equipment	0	0	0	0		
	**** Total Capital**	**0**	**0**	**0**	**0**	**0**	**0**
	***** Total Budget Appropriation**	**0**	**5,052**	**12,518**	**17,821**	**0**	**0**

LEXINGTON COUNTY SHERIFF'S DEPARTMENT
SCHOOL CROSSING GUARD BUDGET ESTIMATE
SCHOOL DISTRICTS
2016-2017

	Number of Guards	Hours Worked Per Day	School Days Per Year	Total Hours Worked Per Year	Hourly Pay Rate 14.484462	Total Salary Charged	FICA 7.65%	SCRS 11.06%	Worker's Compensation 2.96%	General Tort $745 per FTE $ 745.00	TOTAL Salary & Fringe Charged to School District	Postage /SCG $ 15.00	Surety Bonds 0 Per FTE $ -	Administrative Fee (Attachment A) $ 2,250.57	Estimated Equipment (Attachment B) $ 150.00	Estimated District Cost
District 1																
	3	1.50	180	810.00	14.484462	$ 11,732.41	$ 897.53	$ 1,297.60	$ 347.28	$ 290.12	$ 14,564.94	$ 45.00	$ -	$ 6,751.70	$ 150.00	$ 21,511.64
	2	3.00	180	1,080.00	14.484462	$ 15,643.22	$ 1,196.71	$ 1,730.14	$ 463.04	$ 386.83	$ 19,419.94	$ 30.00	$ -	$ 4,501.13	$ 150.00	$ 24,101.07
District 1 Total	5			1,890.00		$ 27,375.63	$ 2,094.24	$ 3,027.74	$ 810.32	$ 676.95	$ 33,984.88	$ 75.00	$ -	$ 11,252.83	$ 300.00	$ 45,612.71
District 3																
	1	1.50	180	270.00	14.484462	$ 3,910.80	$ 299.18	$ 432.53	$ 115.76	$ 96.71	$ 4,811.41	$ 15.00	$ -	$ 2,250.57	$ 150.00	$ 7,226.98
	1	1.75	180	315.00	14.484462	$ 4,562.61	$ 349.04	$ 504.62	$ 135.05	$ 112.82	$ 5,607.06	$ 15.00		$ 2,250.57	$ 150.00	$ 8,022.63
	1	2.00	180	360.00	14.484462	$ 5,214.41	$ 398.90	$ 576.71	$ 154.35	$ 128.94	$ 6,402.71	$ 15.00	$ -	$ 2,250.57	$ 150.00	$ 8,818.28
District 3 Total	3			945.00		$ 13,687.82	$ 1,047.12	$ 1,513.86	$ 405.16	$ 338.47	$ 16,821.18	$ 45.00	$ -	$ 6,751.71	$ 450.00	$ 24,067.89
District 5																
	3	1.50	180	810.00	14.484462	$ 11,732.41	$ 897.53	$ 1,297.60	$ 347.28	$ 290.12	$ 14,564.94	$ 45.00	$ -	$ 6,751.70	$ 150.00	$ 21,511.64
	1	1.75	180	315.00	14.484462	$ 4,562.61	$ 349.04	$ 504.62	$ 135.05	$ 112.82	$ 5,664.14	$ 15.00		$ 2,250.57	$ 150.00	$ 8,079.71
	5	2.00	180	1,800.00	14.484462	$ 26,072.03	$ 1,994.51	$ 2,883.57	$ 771.73	$ 644.71	$ 32,366.55	$ 75.00	$ -	$ 11,252.84	$ 150.00	$ 43,844.39
	1	2.75	180	495.00	14.484462	$ 7,169.81	$ 548.49	$ 792.98	$ 212.23	$ 177.30	$ 8,900.81	$ 15.00		$ 2,250.57	$ 150.00	$ 11,316.38
	1	3.00	180	540.00	14.484462	$ 7,821.61	$ 598.35	$ 865.07	$ 231.52	$ 193.41	$ 9,709.96	$ 15.00	$ -	$ 2,250.57	$ 150.00	$ 12,125.53
	2	3.25	180	1,170.00	14.484462	$ 16,946.82	$ 1,296.43	$ 1,874.32	$ 501.63	$ 419.06	$ 21,038.26	$ 30.00		$ 4,501.13	$ 150.00	$ 25,719.39
District 5 Total	13			5,130.00		$ 74,305.29	$ 5,684.35	$ 8,218.16	$ 2,199.44	$ 1,837.42	$ 92,244.66	$ 195.00	$ -	$ 29,257.38	$ 900.00	$ 122,597.04
Grand Total	21			7,965.00		$ 115,368.74	$ 8,825.71	$ 12,759.76	$ 3,414.92	$ 2,852.84	$ 143,050.72	$ 315.00	$ -	$ 47,261.92	$ 1,650.00	$ 192,277.64

Total Estimated Expenses	$ 145,015.72
Total Program Income	$ 192,277.64

2/8/2016

Attachment A
Administrative Fee Calculation
2016-2017

	Secretary	Master Deputy
FICA	7.6500%	7.6500%
Retirement	11.0600%	13.7400%
W/C	0.31%	3.46%
General Tort per year	$ 24.00	$ 745.00

	Annual Salary	FICA	Retirement	Worker's Compensation	General Tort	Life/Health Insurance $7,800/Yr.	Subtotal	Total Billable Admin. Fee 40%	Admin. Fee Per Guard Per Year 21 Guards All Districts
Secretary	$ 35,689.00	$ 2,730.21	$ 3,947.20	$ 110.64	$ 24.00	$ 7,800.00	$ 50,301.05	$ 20,120.42	$ 958.12
Master Traffic Deputy	$ 47,504.00	$ 3,634.06	$ 6,527.05	$ 1,643.64	$ 745.00	$ 7,800.00	$ 67,853.74	$ 27,141.50	$ 1,292.45
Total	**$ 83,193.00**	**$ 6,364.26**	**$ 10,148.61**	**$ 1,754.27**	**$ 769.00**	**$ 15,600.00**	**$ 115,240.65**	**$ 47,261.92**	**$ 2,250.57**

Note: The administrative fee is prorated across all guards

8/26/2015

Attachment B
Supply Estimate Per Guard
2016-2017

Equipment	Quantity	Unit Price	Total Price
Vest	1	$15.75	$ 15.75
Stop Sign	1	$19.95	$ 19.95
Strobe Light	1	$19.95	$ 19.95
Flashlight	1	$10.50	$ 10.50
Rainsuit	1	$9.45	$ 9.45
Jacket	1	$38.38	$ 38.38
Cap	1	$12.60	$ 12.60
Gloves	1	$3.15	$ 3.15
Whistle	1	$4.20	$ 4.20
Batteries D	6	$0.61	$ 3.65
Batteries AA	8	$0.33	$ 2.60
		Subtotal	**$ 140.19**
		Tax 7%	**9.81**
		Total Est. Supply Cost	**$ 150.00**

SECTION V. - PROGRAM OVERVIEW

The Lexington County Sheriff's Department provides contracted services for school resource officers (SROs). The School Resource Officer program provides for the safety and the security of the students in every high school, most middle schools, and some elementary schools in all of Lexington County's school districts. The Lexington County Sheriff's Department and the School Officials are working together to provide a learning environment for the students that will be safe. The State of South Carolina has seen the crime rate rise and Lexington County experiences an increase of school related incidents such as gang and drug activity. The presence of law enforcement officers in the schools should deter such criminal activity.

SECTION V. – PROGRAM OVERVIEW

School Crossing Guards ensure the safety of our children during arrival and departure from school. Lexington County School District's # 1, #3, and #5 have requested school crossing guards. The school crossing guards are hired and maintained by the Lexington County Sheriff's Department and substitutes on an as needed basis. The school districts pay 100% of the cost associated with scheduled hours for school crossing guards as well as an administrative fee that covers our cost for management of the program.

SECTION VI. B. – LISTING OF POSITIONS

Current Staffing Level:

	Positions	Full Time Equivalent General Fund	Other Fund	Total	Grade
Law Enforcement/Administration:					
Senior Deputy	1	1		1	111
Totals	1	1.000	0	1.000	

SECTION VI. C. – OPERATING LINE ITEM NARRATIVES

520233 – TOWING SERVICE **$ 75**

Wrecker services must be paid for the towing of County Vehicles. The cost for a County Vehicle is $75 estimating that one (1) vehicle will be towed this year.

521000 - OFFICE SUPPLIES **$ 50**

Office supplies are required for School Resource Officers to perform their daily job tasks. Items requested are pens, file jackets, folders, diskettes, calendars and other general supplies that are used daily. The amount budgeted is for 1 SRO at $50 per officer.

521200 - OPERATING SUPPLIES **$ 50**

The School Resource Officers will need supplies for the operation of equipment and daily operations. Some items that will be used are audio and video tapes, film, disks, batteries, and other supplies as required for the grant. The amount budgeted is for 1 SRO at $50 per officer.

521208 – POLICE SUPPLIES **$ 100**

Police supplies are needed to purchase mace, OSHA kits, ASP batons, handcuffs, etc., as required by policy. The amount budgeted is for 1 SRO at $100 per officer.

522300 - VEHICLE REPAIRS AND MAINTENANCE **$ 2,000**

The amount budgeted is based estimated expenditures for the current fiscal year plus an additional 30% for extraordinary maintenance; however, the minimum budget per vehicle is $1,000. The extraordinary maintenance includes transmission overhauls and rear end replacements. The budget amount is prorated equally among all vehicles assigned to the organization.

524100 - VEHICLE INSURANCE **$ 546**

The budget amount is the estimate provided by the County's Risk Manager. Please see the vehicle detail schedule in the appendixes for cost allocation.

524201 - GENERAL TORT LIABILITY INSURANCE **$ 745**

General tort liability insurance amounts as allocated based on number and liability classification of personnel. The budget amount is the estimate provided by the County's Risk Manager.

524202 – SURETY BOND **$ 0**

Surety bonds are paid every 3 fiscal years and will not be paid again until fiscal year 2018.

525004 – WAN SERVICE CHARGES **$ 480**

This account is used to pay connection charges for wide area networks. These connections allow all of the satellite offices to communicate with the network server at headquarters.

(1) Aircard with Verizon Wireless @$40 per month per card $ 480

525020 - PAGERS AND CELL PHONES **$ 0**

There are no pagers or cell phones assigned to the employees in this fund.

525030 – 800 MHz RADIO SERVICE CHARGES **$ 611**

The 800 MHz radios are required for communication.

525031 – 800 MHz RADIO MAINTENANCE CHARGES **$ 82**

The 800 MHz radios are required for communication. Please see the 800 MHz radio detail schedule in the appendixes for cost allocation. The estimated maintenance cost per radio is $82.

525041 – E-MAIL SERVICE CHARGES **$ 129**

E-mail service is a vital tool for communication among all individuals not just within Lexington County. The current cost is $10.75 per user per month.

1 user * $10.75 per month * 12 months

525210 – CONFERENCE, MEETING & TRAINING EXP. **$ 200**

School Resource officers must be sent for training so that they may maintain their certification and acquire advancement in technical fields. The budget amount per officer is $200.

525230 – SUBSCRIPTIONS, DUES, & BOOKS **$ 40**

The certified law enforcement officer dues for the South Carolina Law Enforcement Association are paid from this account. The cost for dues per SRO is $40.

525400 - GAS, FUEL, AND OIL **$ 1,500**

The amount budgeted is based estimated expenditures for the current fiscal year plus a 15% increase for next fiscal year. The 15% increase is due to the unstable fuel market. The budget amount is prorated equally among all vehicles assigned to the organization.

525600 – UNIFORMS AND CLOTHING **$ 3,250**

Uniforms are required to perform duties according to County Policy under Section 23-13-30 of the SC Code of Laws. Uniforms must be worn for recognition purposes and for safety purposes. These uniforms will be standard issue and are required for safety and recognition of the School Resource Officers. The estimated cost for uniforms per SRO is $650 each.

SECTION VI. C. – OPERATING LINE ITEM NARRATIVES

521209 – SCHOOL PATROL SUPPLIES **$ 450**

Supplies such as vests, signs, lights, rain gear, batteries and other safety equipment is required for the school crossing guards to be visible for the safety of the children and for awareness purposes of citizens.

524201 – GENERAL TORT INSURANCE **$ 339**

General tort liability insurance amounts as allocated based on number of personnel. The budget amount is the recommendation of the County Risk Manager.

524202 – SURETY BONDS **$ 0**

Surety bonds are paid every 3 fiscal years and will not be paid again until fiscal year 2018.

525100 – POSTAGE **$ 45**

Postage is required for the bi-weekly mailing of the payroll deposit amounts to the school crossing guards.

COUNTY OF LEXINGTON
SCHOOL DISTRICT #4 RESOURCE OFFICERS
Annual Budget
FY 2016-17 Estimated Revenue

Object Code	Revenue Account Title	Actual 2014-15	Received Thru Dec 2015-16	Amended Budget Thru Dec 2015-16	Projected Revenues Thru Jun 2015-16	Requested 2016-17	Recommend 2016-17	Approved 2016-17
	***L/E - School District #4 2640:**							
	Revenues:							
456100	Program Income	119,128	72,460	132,039	132,039	185,502		
461000	Investment Interest	62	26	0	0	0		
801000	Op Trn from General Fund/LE	146,457	66,020	132,039	132,039	61,834		
	**** Total Revenue**	265,647	138,506	264,078	264,078	247,336	0	0
	*****Total Appropriation**				341,329	247,336	0	0
	CONTINGENCY							
	Unused				(50,000)			
	FUND BALANCE							
	Beginning of Year				74,103	46,852	46,852	46,852
	FUND BALANCE - Projected							
	End of Year				46,852	46,852	46,852	46,852

The school resource officer program is funded 75% by the school district and 25% by the Lexington County Sheriff's Department. costs are paid 100% by the LCSD.

COUNTY OF LEXINGTON
SCHOOL DISTRICT #4 RESOURCE OFFICERS
Annual Budget
Fiscal Year - 2016-17

Fund 2640
Division: Law Enforcement
Organization: 151202 - LE/School Resource Officers

Object Code	Expenditure Classification	2014-15 Expend	2015-16 Expend (Dec)	2015-16 Amended (Dec)	2016-17 Requested	BUDGET 2016-17 Recommend	BUDGET 2016-17 Approved
	Personnel						
510100	Salaries & Wages - 3	131,338	61,385	136,366	136,753		
510199	Special Overtime	4,241	802	7,000	1,700		
510200	Overtime	306	0	0	0		
511112	FICA - Employer's Portion	9,393	4,207	10,967	10,592		
511114	Police Retirement - Employer's Portion	12,003	5,573	19,225	19,023		
511120	Employee Insurance - 3	23,400	11,700	23,400	23,400		
511130	Workers Compensation	4,568	2,092	4,582	4,790		
511214	Police Retirement - Emplr. Port. (Retiree)	6,230	2,971	0	0		
519999	Personnel Contingency	0	0	0	3,457		
	*** Total Personnel**	**191,479**	**88,730**	**201,540**	**199,715**	**0**	**0**
	Operating Expenses						
520233	Towing Service	0	0	130	75		
521000	Office Supplies	0	0	220	150		
521200	Operating Supplies	0	0	400	150		
521208	Police Supplies	0	0	400	300		
522300	Vehicle Repairs & Maintenance	841	435	3,000	6,000		
524100	Vehicle Insurance - 3	1,060	1,590	1,638	1,638		
524201	General Tort Liability Insurance	1,446	2,169	2,235	2,234		
524202	Surety Bonds - 3	19	0	36	0		
525000	Telephone	0	0	204	0		
525004	WAN Service Charges	0	0	480	1,440		
525020	Pagers and Cell Phones	0	0	0	0		
525030	800 MHz Radio Service Charges - 3	1,468	710	2,043	1,831		
525031	800 MHz Radio Maintenance Contracts - 3	152	238	160	246		
525041	E-mail Service Charges - 3	162	81	243	387		
525210	Conference, Meeting & Training Expense	30	0	3,000	600		
525230	Subscriptions, Dues, & Books	60	90	120	120		
525400	Gas, Fuel, & Oil	5,519	3,609	15,030	4,500		
525600	Uniforms & Clothing	800	0	4,300	1,950		
529903	Contingency	0	0	50,150	0		
539514	Refund - School District	0	0	0	0		
	*** Total Operating**	**11,557**	**8,922**	**83,789**	**21,621**	**0**	**0**
	**** Total Personnel & Operating**	**203,036**	**97,652**	**285,329**	**221,336**	**0**	**0**
	Capital						
540000	Small Tools & Minor Equipment	0	0	300	0		
	All Other Equipment	39,767	35,374	55,700			
	(1) Marked Sedan w/ Equip - Repl.				26,000		
	**** Total Capital**	**39,767**	**35,374**	**56,000**	**26,000**	**0**	**0**
	***** Total Budget Appropriation**	**242,803**	**133,026**	**341,329**	**247,336**	**0**	**0**

SECTION IV

COUNTY OF LEXINGTON
Capital Item Summary
Fiscal Year - 2016-2017

Fund # 2640 Fund Title: LE/School District 4
Organization # 151202 Organization Title: School Resource Officers
Program # 150 Program Title: Law Enforcement

Qty	Item Description	***BUDGET*** 2016-17 Requested Amount
	Small Tools and Minor Equipment	0
	Minor Software	0
1	Rpl. Marked Sedan with Equipment	26,000

**** Grand Total Capital (Transfer Total to Section I and II)** **26,000**

SECTION V. - PROGRAM OVERVIEW

The Lexington County Sheriff's Department provides contracted services for school resource officers (SROs) and school crossing guards. The School Resource Officer program provides for the safety and the security of the students in every high school, most middle schools, and some elementary schools in all of Lexington County's school districts. School Crossing Guards ensure the safety of our children during arrival and departure from school. Not all schools in Lexington County have a school crossing guard and in school district two, the municipalities provide the crossing guards. The Lexington County Sheriff's Department and the School Officials are working together to provide a learning environment for the students that will be safe. The State of South Carolina has seen the crime rate rise and Lexington County experiences an increase of school related incidents such as gang and drug activity. The presence of law enforcement officers in the schools should deter such criminal activity and the presence of school crossing guards assist with slowing traffic to allow the students to arrive and depart school safely.

SECTION VI. B. – LISTING OF POSITIONS

Current Staffing Level:

	Positions	Full Time Equivalent General Fund	Other Fund	Total	Grade
Law Enforcement/Administration:					
Senior Deputy	3	3		3	111
Totals	3	3.000	0	3.000	

SECTION VI. C. – OPERATING LINE ITEM NARRATIVES

520233 – TOWING SERVICE **$ 75**

Wrecker services must be paid for the towing of County Vehicles. The cost for a County Vehicle is $75 estimating that one (1) vehicle will be towed this year.

521000 - OFFICE SUPPLIES **$ 150**

Office supplies are required for School Resource Officers to perform their daily job tasks. Items requested are pens, file jackets, folders, diskettes, calendars and other general supplies that are used daily. The amount budgeted is for 3 SRO's at $50 per officer.

521200 - OPERATING SUPPLIES **$ 150**

The School Resource Officers will need supplies for the operation of equipment and daily operations. Some items that will be used are audio and video tapes, film, disks, batteries, and other supplies as required for the grant. The amount budgeted is for 3 SRO's at $50 per officer.

521208 – POLICE SUPPLIES **$ 300**

Police supplies are needed to purchase mace, OSHA kits, ASP batons, handcuffs, etc., as required by policy. The amount budgeted is for 3 SRO's at $100 per officer.

522300 - VEHICLE REPAIRS AND MAINTENANCE **$ 6,000**

The amount budgeted is based estimated expenditures for the current fiscal year plus an additional 30% for extraordinary maintenance; however, the minimum budget per vehicle is $1,000. The extraordinary maintenance includes transmission overhauls and rear end replacements. The budget amount is prorated equally among all vehicles assigned to the organization.

524100 - VEHICLE INSURANCE **$ 1,638**

The budget amount is the estimate provided by the County's Risk Manager. Please see the vehicle detail schedule in the appendixes for cost allocation.

524201 - GENERAL TORT LIABILITY INSURANCE **$ 2,234**

General tort liability insurance amounts as allocated based on number and liability classification of personnel. The budget amount is the estimate provided by the County's Risk Manager.

524202 – SURETY BOND **$ 0**

Surety bonds are paid every 3 fiscal years and will not be paid again until fiscal year 2018.

525004 – WAN SERVICE CHARGES **$ 1,440**

This account is used to pay connection charges for wide area networks. These connections allow all of the satellite offices to communicate with the network server at headquarters.

(3) Aircards with Verizon Wireless @$40 per month per card	$ 1,440

525020 - PAGERS AND CELL PHONES **$ 0**

There are no pagers or cell phones assigned to the employees in this fund.

525030 – 800 MHz RADIO SERVICE CHARGES **$ 1,831**

The 800 MHz radios are required for communication.

525031 – 800 MHz RADIO MAINTENANCE CHARGES **$ 246**

The 800 MHz radios are required for communication. Please see the 800 MHz radio detail schedule in the appendixes for cost allocation. The estimated maintenance cost per radio is $82.

525041 – E-MAIL SERVICE CHARGES **$ 387**

E-mail service is a vital tool for communication among all individuals not just within Lexington County. The current cost is $10.75 per user per month.

3 users * $10.75 per month * 12 months

525210 – CONFERENCE, MEETING & TRAINING EXP. **$ 600**

School Resource officers must be sent for training so that they may maintain their certification and acquire advancement in technical fields. The budget amount per officer is $200.

525230 – SUBSCRIPTIONS, DUES, & BOOKS **$ 120**

The certified law enforcement officer dues for the South Carolina Law Enforcement Association are paid from this account. The cost for dues per SRO is $40.

525400 - GAS, FUEL, AND OIL **$ 4,500**

The amount budgeted is based estimated expenditures for the current fiscal year plus a 15% increase for next fiscal year. The 15% increase is due to the unstable fuel market. The budget amount is prorated equally among all vehicles assigned to the organization.

525600 – UNIFORMS AND CLOTHING **$ 1,950**

Uniforms are required to perform duties according to County Policy under Section 23-13-30 of the SC Code of Laws. Uniforms must be worn for recognition purposes and for safety purposes. These uniforms will be standard issue and are required for safety and recognition of the School Resource Officers. The estimated cost for uniforms per SRO is $650 each.

SECTION VI. D. - CAPITAL LINE ITEM NARRATIVES

(1) Rpl. Marked Sedan with Equipment **$ 26,000**

The requested replacements are in accordance with our capital replacement plan as recommended by the County Fleet Manager. The estimated vehicle and equipment cost is $26,000.

COUNTY OF LEXINGTON
SCHOOL DISTRICT #5 RESOURCE OFFICERS
Annual Budget
FY 2016-17 Estimated Revenue

Object Code	Revenue Account Title	Actual 2014-15	Received Thru Dec 2015-16	Amended Budget Thru Dec 2015-16	Projected Revenues Thru Jun 2015-16	Requested 2016-17	Recommend 2016-17	Approved 2016-17
	***L/E - School District #5 2641:**							
	Revenues:							
452010	School Crossing Guards	0	0	135,574	135,574	95,148		
456100	Program Income	380,039	195,160	409,907	409,907	645,821		
461000	Investment Interest	55	10	0	0	0		
801000	Op Trn from General Fund/LE	404,094	204,954	409,908	409,908	215,274		
	**** Total Revenue**	784,188	400,124	955,389	955,389	956,243	0	0
	*****Total Appropriation**				1,049,070	956,243	0	0
	CONTINGENCY							
	Unused				(133,324)			
	FUND BALANCE							
	Beginning of Year				162,633	202,276	202,276	202,276
	FUND BALANCE - Projected							
	End of Year				202,276	202,276	202,276	202,276

The school resource officer program is funded 75% by the school district and 25% by the Lexington County Sheriff's Department.
The school crossing guard program is funded 100% by the school district on a reimbursement basis plus an administrative fee.

COUNTY OF LEXINGTON
SCHOOL DISTRICT #5 RESOURCE OFFICERS
Annual Budget
Fiscal Year - 2016-17

Fund 2641
Division: Law Enforcement
Organization: 151202 - LE/School Resource Officers

Object Code	Expenditure Classification	2014-15 Expend	2015-16 Expend (Dec)	2015-16 Amended (Dec)	2016-17 Requested	BUDGET 2016-17 Recommend	BUDGET 2016-17 Approved
	Personnel						
510100	Salaries & Wages - 11	487,824	231,988	494,793	504,737		
510199	Special Overtime	5,841	8,046	13,200	16,100		
510200	Overtime	350	0	0	0		
511112	FICA - Employer's Portion	36,285	17,848	38,862	39,844		
511114	Police Retirement - Employer's Portion	64,726	30,386	68,122	71,563		
511120	Employee Insurance -11	85,800	42,900	85,800	85,800		
511130	Workers Compensation	16,608	8,074	16,624	18,021		
511214	PORS - Emplr. Port. (Retiree)	1,561	2,595	0	0		
519999	Personnel Contingency	0	0	0	13,005		
	*** Total Personnel**	**698,995**	**341,837**	**717,401**	**749,070**	**0**	**0**
	Operating Expenses						
520233	Towing Service	115	0	650	375		
521000	Office Supplies	0	0	500	550		
521200	Operating Supplies	0	0	500	550		
521208	Police Supplies	0	0	500	1,100		
522300	Vehicle Repairs & Maintenance	3,312	4,405	11,000	22,000		
524100	Vehicle Insurance - 11	5,830	5,830	6,006	6,006		
524201	General Tort Liability Insurance	7,953	7,953	8,194	8,192		
524202	Surety Bonds - 11	58	0	132	0		
525000	Telephone	318	159	734	320		
525004	WAN Service Charges	0	0	0	5,280		
525020	Pagers and Cell Phones - 11	671	136	1,680	480		
525030	800 MHz Radio Service Charges - 11	5,492	2,604	7,490	6,711		
525031	800 MHz Radio Maintenance Contracts	835	875	860	902		
525041	E-mail Service Charges - 11	305	121	891	1,419		
525210	Conference, Meeting & Training Expense	240	0	5,500	2,200		
525230	Subscriptions, Dues, & Books	330	330	440	440		
525400	Gas, Fuel, & Oil	27,021	7,908	28,765	16,500		
525600	Uniforms & Clothing	11,221	91	16,500	13,000		
529903	Contingency	0	0	133,324	0		
	*** Total Operating**	**63,701**	**30,412**	**223,666**	**86,025**	**0**	**0**
	**** Total Personnel & Operating**	**762,696**	**372,249**	**941,067**	**835,095**	**0**	**0**
	Capital						
540000	Small Tools & Minor Equipment	0	0	0	0		
540010	Minor Software	0	0	0	0		
	(1) Marked Sedan w/ Equip - Repl.	0	0	0	26,000		
	**** Total Capital**	**0**	**0**	**0**	**26,000**	**0**	**0**
	***** Total Budget Appropriation**	**762,696**	**372,249**	**941,067**	**861,095**	**0**	**0**

COUNTY OF LEXINGTON
SCHOOL DISTRICT #5 RESOURCE OFFICERS
Annual Budget
Fiscal Year - 2016-17

Fund 2641
Division: Law Enforcement
Organization: 151201 - School Resource Officers

Object Code	Expenditure Classification	2014-15 Expend	2015-16 Expend (Dec)	2015-16 Amended (Dec)	2016-17 Requested	BUDGET 2016-17 Recommend	2016-17 Approved
	Personnel						
510100	Salaries & Wages	0	0	0	0		
511112	FICA - Employer's Portion	0	0	0	0		
511114	Police Retirement - Employer's Portion	0	0	0	0		
511120	Employee Insurance	0	0	0	0		
511130	Workers Compensation	0	0	0	0		
515600	Clothing Allowance	0	0	0	0		
	*** Total Personnel**	**0**	**0**	**0**	**0**	**0**	**0**
	Operating Expenses						
520233	Towing Service	0	0	0	0		
521000	Office Supplies	0	0	0	0		
521200	Operating Supplies	0	0	0	0		
521208	Police Supplies	0	0	0	0		
522300	Vehicle Repairs & Maintenance	0	0	0	0		
524100	Vehicle Insurance	0	0	0	0		
524201	General Tort Liability Insurance	0	0	0	0		
524202	Surety Bonds	0	0	0	0		
525000	Telephone	0	0	0	0		
525004	WAN Service Charges	0	0	0	0		
525030	800 MHz Radio Service Charges	0	0	0	0		
525041	E-mail Service Charges	0	0	0	0		
525210	Conference, Meeting & Training Expense	0	0	0	0		
525230	Subscriptions, Dues, & Books	0	0	0	0		
525400	Gas, Fuel, & Oil	0	0	0	0		
525600	Uniforms & Clothing	0	0	0	0		
	*** Total Operating**	**0**	**0**	**0**	**0**	**0**	**0**
	**** Total Personnel & Operating**	**0**	**0**	**0**	**0**	**0**	**0**
	Capital						
540000	Small Tools & Minor Equipment	0	0	0	0		
	All Other Equipment	1,787	0	0	0		
	**** Total Capital**	**1,787**	**0**	**0**	**0**	**0**	**0**
	***** Total Budget Appropriation**	**1,787**	**0**	**0**	**0**	**0**	**0**

COUNTY OF LEXINGTON
SCHOOL DISTRICT #5 RESOURCE OFFICERS
Annual Budget
Fiscal Year - 2016-17

Fund 2641
Division: Law Enforcement
Organization: 151250 - School Crossing Guards

Object Code	Expenditure Classification	2014-15 Expend	2015-16 Expend (Dec)	2015-16 Amended (Dec)	2016-17 Requested	BUDGET 2016-17 Recommend	BUDGET 2016-17 Approved
	Personnel						
510300	Part Time	0	33,067	86,356	74,306		
511112	FICA - Employer's Portion	0	2,565	6,606	5,684		
511113	State Retirement - Employer's Portion	0	2,972	9,551	8,218		
511130	Workers Compensation	0	1,016	2,902	2,199		
511213	SCRS - Employer's Portion (Retiree)	0	133	0	0		
511214	PORS - Employer's Portion (Retiree)	0	273	0	0		
519999	Personnel Contingency	0	0	0	1,808		
	*** Total Personnel**	**0**	**40,026**	**105,415**	**92,215**	**0**	**0**
	Operating Expenses						
520233	Towing Service	0	0	0	0		
521000	Office Supplies	0	0	0	0		
521200	Operating Supplies	0	0	0	0		
521208	Police Supplies	0	0	0	0		
521209	School Patrol Supplies	0	0	1,725	900		
522300	Vehicle Repairs & Maintenance	0	0	0	0		
524100	Vehicle Insurance - 11	0	0	0	0		
524201	General Tort Liability Insurance	0	0	587	1,838		
524202	Surety Bonds - 11	0	0	0	0		
525000	Telephone	0	0	0	0		
525004	WAN Service Charges	0	0	0	0		
525020	Pagers and Cell Phones - 11	0	0	0	0		
525030	800 MHz Radio Service Charges - 11	0	0	0	0		
525031	800 MHz Radio Maintenance Contracts	0	0	0	0		
525041	E-mail Service Charges - 11	0	0	0	0		
525100	Postage	0	38	276	195		
525210	Conference, Meeting & Training Expense	0	0	0	0		
525230	Subscriptions, Dues, & Books	0	0	0	0		
525400	Gas, Fuel, & Oil	0	0	0	0		
525600	Uniforms & Clothing	0	0	0	0		
529903	Contingency	0	0	0	0		
	*** Total Operating**	**0**	**38**	**2,588**	**2,933**	**0**	**0**
	**** Total Personnel & Operating**	**0**	**40,064**	**108,003**	**95,148**	**0**	**0**
	Capital						
540000	Small Tools & Minor Equipment	0	0	0	0		
540010	Minor Software	0	0	0	0		
	All Other Equipment	0	0	0	0		
	**** Total Capital**	**0**	**0**	**0**	**0**	**0**	**0**
	***** Total Budget Appropriation**	**0**	**40,064**	**108,003**	**95,148**	**0**	**0**

LEXINGTON COUNTY SHERIFF'S DEPARTMENT
SCHOOL CROSSING GUARD BUDGET ESTIMATE
SCHOOL DISTRICTS
2016-2017

	Number of Guards	Hours Worked Per Day	School Days Per Year	Total Hours Worked Per Year	Hourly Pay Rate	Total Salary Charged	FICA	SCRS	Worker's Compensation	General Tort $745 per FTE	TOTAL Salary & Fringe Charged to School District	Postage /SCG	Surety Bonds 0 Per FTE	Administrative Fee (Attachment A)	Estimated Equipment (Attachment B)	Estimated District Cost
District 1					14.484462		7.65%	11.06%	2.96%	$ 745.00		$ 15.00	$ -	$ 2,250.57	$ 150.00	
	3	1.50	180	810.00	14.484462	$ 11,732.41	$ 897.53	$ 1,297.60	$ 347.28	$ 290.12	$ 14,564.94	$ 45.00	$ -	$ 6,751.70	$ 150.00	$ 21,511.64
	2	3.00	180	1,080.00	14.484462	$ 15,643.22	$ 1,196.71	$ 1,730.14	$ 463.04	$ 386.83	$ 19,419.94	$ 30.00	$ -	$ 4,501.13	$ 150.00	$ 24,101.07
District 1 Total	5			1,890.00		$ 27,375.63	$ 2,094.24	$ 3,027.74	$ 810.32	$ 676.95	$ 33,984.88	$ 75.00	$ -	$ 11,252.83	$ 300.00	$ 45,612.71
District 3																
	1	1.50	180	270.00	14.484462	$ 3,910.80	$ 299.18	$ 432.53	$ 115.76	$ 96.71	$ 4,811.41	$ 15.00	$ -	$ 2,250.57	$ 150.00	$ 7,226.98
	1	1.75	180	315.00	14.484462	$ 4,562.61	$ 349.04	$ 504.62	$ 135.05	$ 112.82	$ 5,607.06	$ 15.00		$ 2,250.57	$ 150.00	$ 8,022.63
	1	2.00	180	360.00	14.484462	$ 5,214.41	$ 398.90	$ 576.71	$ 154.35	$ 128.94	$ 6,402.71	$ 15.00	$ -	$ 2,250.57	$ 150.00	$ 8,818.28
District 3 Total	3			945.00		$ 13,687.82	$ 1,047.12	$ 1,513.86	$ 405.16	$ 338.47	$ 16,821.18	$ 45.00	$ -	$ 6,751.71	$ 450.00	$ 24,067.89
District 5																
	3	1.50	180	810.00	14.484462	$ 11,732.41	$ 897.53	$ 1,297.60	$ 347.28	$ 290.12	$ 14,564.94	$ 45.00	$ -	$ 6,751.70	$ 150.00	$ 21,511.64
	1	1.75	180	315.00	14.484462	$ 4,562.61	$ 349.04	$ 504.62	$ 135.05	$ 112.82	$ 5,664.14	$ 15.00		$ 2,250.57	$ 150.00	$ 8,079.71
	5	2.00	180	1,800.00	14.484462	$ 26,072.03	$ 1,994.51	$ 2,883.57	$ 771.73	$ 644.71	$ 32,366.55	$ 75.00	$ -	$ 11,252.84	$ 150.00	$ 43,844.39
	1	2.75	180	495.00	14.484462	$ 7,169.81	$ 548.49	$ 792.98	$ 212.23	$ 177.30	$ 8,900.81	$ 15.00		$ 2,250.57	$ 150.00	$ 11,316.38
	1	3.00	180	540.00	14.484462	$ 7,821.61	$ 598.35	$ 865.07	$ 231.52	$ 193.41	$ 9,709.96	$ 15.00	$ -	$ 2,250.57	$ 150.00	$ 12,125.53
	2	3.25	180	1,170.00	14.484462	$ 16,946.82	$ 1,296.43	$ 1,874.32	$ 501.63	$ 419.06	$ 21,038.26	$ 30.00		$ 4,501.13	$ 150.00	$ 25,719.39
District 5 Total	13			5,130.00		$ 74,305.29	$ 5,684.35	$ 8,218.16	$ 2,199.44	$ 1,837.42	$ 92,244.66	$ 195.00	$ -	$ 29,257.38	$ 900.00	$ 122,597.04
Grand Total	21			7,965.00		$ 115,368.74	$ 8,825.71	$ 12,759.76	$ 3,414.92	$ 2,852.84	$ 143,050.72	$ 315.00	$ -	$ 47,261.92	$ 1,650.00	$ 192,277.64

Total Estimated Expenses	$ 145,015.72
Total Program Income	$ 192,277.64

2/8/2016

Attachment A
Administrative Fee Calculation
2016-2017

	Secretary	Master Deputy
FICA	7.6500%	7.6500%
Retirement	11.0600%	13.7400%
W/C	0.31%	3.46%
General Tort per year	$ 24.00	$ 745.00

	Annual Salary	FICA	Retirement	Worker's Compensation	General Tort	Life/Health Insurance $7,800/Yr.	Subtotal	Total Billable Admin. Fee 40%	Admin. Fee Per Guard Per Year 21 Guards All Districts
Secretary	$ 35,689.00	$ 2,730.21	$ 3,947.20	$ 110.64	$ 24.00	$ 7,800.00	$ 50,301.05	$ 20,120.42	$ 958.12
Master Traffic Deputy	$ 47,504.00	$ 3,634.06	$ 6,527.05	$ 1,643.64	$ 745.00	$ 7,800.00	$ 67,853.74	$ 27,141.50	$ 1,292.45
Total	**$ 83,193.00**	**$ 6,364.26**	**$ 10,148.61**	**$ 1,754.27**	**$ 769.00**	**$ 15,600.00**	**$ 115,240.65**	**$ 47,261.92**	**$ 2,250.57**

Note: The administrative fee is prorated across all guards

8/26/2015

Attachment B
Supply Estimate Per Guard
2016-2017

Equipment	Quantity	Unit Price	Total Price
Vest	1	$15.75	$ 15.75
Stop Sign	1	$19.95	$ 19.95
Strobe Light	1	$19.95	$ 19.95
Flashlight	1	$10.50	$ 10.50
Rainsuit	1	$9.45	$ 9.45
Jacket	1	$38.38	$ 38.38
Cap	1	$12.60	$ 12.60
Gloves	1	$3.15	$ 3.15
Whistle	1	$4.20	$ 4.20
Batteries D	6	$0.61	$ 3.65
Batteries AA	8	$0.33	$ 2.60
		Subtotal	**$ 140.19**
		Tax 7%	**9.81**
		Total Est. Supply Cost	**$ 150.00**

SECTION IV

COUNTY OF LEXINGTON
Capital Item Summary
Fiscal Year - 2016-2017

Fund # 2641 Fund Title: LE/School District 5
Organization # 151202 Organization Title: School Resource Officer
Program # 150 Program Title: Law Enforcement

Qty	Item Description	***BUDGET*** 2016-17 Requested Amount
	Small Tools and Minor Equipment	0
	Minor Software	0
1	Rpl. Marked Sedan with Equipment	26,000

**** Grand Total Capital (Transfer Total to Section I and II)** **26,000**

SECTION V. - PROGRAM OVERVIEW

The Lexington County Sheriff's Department provides contracted services for school resource officers (SROs) and school crossing guards. The School Resource Officer program provides for the safety and the security of the students in every high school, most middle schools, and some elementary schools in all of Lexington County's school districts. School Crossing Guards ensure the safety of our children during arrival and departure from school. Not all schools in Lexington County have a school crossing guard and in school district two, the municipalities provide the crossing guards. The Lexington County Sheriff's Department and the School Officials are working together to provide a learning environment for the students that will be safe. The State of South Carolina has seen the crime rate rise and Lexington County experiences an increase of school related incidents such as gang and drug activity. The presence of law enforcement officers in the schools should deter such criminal activity and the presence of school crossing guards assist with slowing traffic to allow the students to arrive and depart school safely.

SECTION V. – PROGRAM OVERVIEW

School Crossing Guards ensure the safety of our children during arrival and departure from school. Lexington County School District's # 1, #3, and #5 have requested school crossing guards. The school crossing guards are hired and maintained by the Lexington County Sheriff's Department and substitutes on an as needed basis. The school districts pay 100% of the cost associated with scheduled hours for school crossing guards as well as an administrative fee that covers our cost for management of the program.

SECTION VI. B. – LISTING OF POSITIONS

Current Staffing Level:

		Full Time Equivalent			
	Positions	General Fund	Other Fund	Total	Grade
Law Enforcement/Administration:					
Senior Deputy	11	11		11	111
Totals	11	11.000	0	11.000	

SECTION VI. C. – OPERATING LINE ITEM NARRATIVES

520233 – TOWING SERVICE **$ 375**

Wrecker services must be paid for the towing of County Vehicles. The cost for a County Vehicle is $75 estimating that five (5) vehicles will be towed this year.

521000 - OFFICE SUPPLIES **$ 550**

Office supplies are required for School Resource Officers to perform their daily job tasks. Items requested are pens, file jackets, folders, diskettes, calendars and other general supplies that are used daily. The amount budgeted is for 11 SRO's at $50 per officer.

521200 - OPERATING SUPPLIES **$ 550**

The School Resource Officers will need supplies for the operation of equipment and daily operations. Some items that will be used are audio and video tapes, film, disks, batteries, and other supplies as required for the grant. The amount budgeted is for 11 SRO's at $50 per officer.

521208 – POLICE SUPPLIES **$ 1,100**

Police supplies are needed to purchase mace, OSHA kits, ASP batons, handcuffs, etc., as required by policy. The amount budgeted is for 11 SRO's at $100 per officer.

522300 - VEHICLE REPAIRS AND MAINTENANCE **$ 22,000**

The amount budgeted is based estimated expenditures for the current fiscal year plus an additional 30% for extraordinary maintenance; however, the minimum budget per vehicle is $1,000. The extraordinary maintenance includes transmission overhauls and rear end replacements. The budget amount is prorated equally among all vehicles assigned to the organization.

524100 - VEHICLE INSURANCE **$ 6,006**

The budget amount is the estimate provided by the County's Risk Manager. Please see the vehicle detail schedule in the appendixes for cost allocation.

524201 - GENERAL TORT LIABILITY INSURANCE **$ 8,192**

General tort liability insurance amounts as allocated based on number and liability classification of personnel. The budget amount is the estimate provided by the County's Risk Manager.

524202 – SURETY BOND **$ 0**

Surety bonds are paid every 3 fiscal years and will not be paid again until fiscal year 2018.

525000 – TELEPHONE **$ 320**

Telephone line charges are required for daily operations and voice mail. The amount budgeted is based on contract price of $5 per month per officer.

525004 – WAN SERVICE CHARGES **$ 5,280**

This account is used to pay connection charges for wide area networks. These connections allow all of the satellite offices to communicate with the network server at headquarters.

(11) Aircards with Verizon Wireless @$40 per month per card $ 5,280

525020 - PAGERS AND CELL PHONES **$ 480**

All vital communications cannot occur over the 800 MHz radio system. Therefore, mobile telephones and pagers are required for immediate response when required. The amount budgeted is based on
2 phones @ $20 per month per phone = $ 480

525030 – 800 MHz RADIO SERVICE CHARGES **$ 6,711**

The 800 MHz radios are required for communication.

525031 – 800 MHz RADIO MAINTENANCE CHARGES **$ 902**

The 800 MHz radios are required for communication. Please see the 800 MHz radio detail schedule in the appendixes for cost allocation. The estimated maintenance cost per radio is $82.

525041 – E-MAIL SERVICE CHARGES **$ 1,419**

E-mail service is a vital tool for communication among all individuals not just within Lexington County. The current cost is $10.75 per user per month.

11 users * $10.75 per month * 12 months

525210 – CONFERENCE, MEETING & TRAINING EXP. **$ 2,200**

School Resource officers must be sent for training so that they may maintain their certification and acquire advancement in technical fields. The budget amount per officer is $200.

525230 – SUBSCRIPTIONS, DUES, & BOOKS **$ 440**

The certified law enforcement officer dues for the South Carolina Law Enforcement Association are paid from this account. The cost for dues per SRO is $40.

525400 - GAS, FUEL, AND OIL **$ 16,500**

The amount budgeted is based estimated expenditures for the current fiscal year plus a 15% increase for next fiscal year. The 15% increase is due to the unstable fuel market. The budget amount is prorated equally among all vehicles assigned to the organization.

525600 – UNIFORMS AND CLOTHING **$ 13,000**

Uniforms are required to perform duties according to County Policy under Section 23-13-30 of the SC Code of Laws. Uniforms must be worn for recognition purposes and for safety purposes. These uniforms will be standard issue and are required for safety and recognition of the School Resource Officers. The estimated cost for uniforms per SRO is $650 each.

SECTION VI. C. – OPERATING LINE ITEM NARRATIVES

521209 – SCHOOL PATROL SUPPLIES **$ 900**

Supplies such as vests, signs, lights, rain gear, batteries and other safety equipment is required for the school crossing guards to be visible for the safety of the children and for awareness purposes of citizens.

524201 – GENERAL TORT INSURANCE **$ 1,838**

General tort liability insurance amounts as allocated based on number of personnel. The budget amount is the recommendation of the County Risk Manager.

524202 – SURETY BONDS **$ 0**

Surety bonds are paid every 3 fiscal years and will not be paid again until fiscal year 2018.

525100 – POSTAGE **$ 195**

Postage is required for the bi-weekly mailing of the payroll deposit amounts to the school crossing guards.

SECTION VI. D. - CAPITAL LINE ITEM NARRATIVES

(1) Rpl. Marked Sedan with Equipment **$ 26,000**

The requested replacements are in accordance with our capital replacement plan as recommended by the County Fleet Manager. The estimated per vehicle and equipment cost is $26,000.

COUNTY OF LEXINGTON
LAW ENFORCEMENT/ALCOHOL ENFORCEMENT TEAM
Annual Budget
Fiscal Year - 2016-17

Object Code	Revenue Account Title	Actual 2014-15	Received Thru Dec 2015-16	Amended Budget Thru Dec 2015-16	Projected Revenues Thru Jun 2015-16	Requested 2016-17	Recommend 2016-17	Approved 2016-17
	***L/E - Alcohol Enforcement Team 2642:**							
	Revenues:							
438206	LE/Alcohol Enforce Team Fees	7,557	1,200	13,600	13,600	13,600		
461000	Investment Interest	105	73	0	0	0		
	**** Total Revenue**	7,662	1,273	13,600	13,600	13,600	0	0
	*****Total Appropriation**				57,895	13,688	0	0
	FUND BALANCE Beginning of Year				55,121	10,826	10,826	10,826
	FUND BALANCE - Projected End of Year				10,826	10,738	10,826	10,826

Fund 2642
Division: Law Enforcement
Organization: 151200 - LE/Operations

Object Code	Expenditure Classification	2014-15 Expend	2015-16 Expend (Dec)	2015-16 Amended (Dec)	2016-17 Requested	*BUDGET* 2016-17 Recommend	2016-17 Approved
	Personnel						
510100	Salaries & Wages	379	1,158	0	0		
510200	Overtime	2,547	0	8,400	8,400		
511112	FICA - Employer's Portion	211	85	643	643		
511114	PORS - Employer's Portion	392	159	1,154	1,154		
511130	Workers Compensation	98	39	282	291		
511214	PORS - Employer's Portion (Retiree)	0	0	0	0		
	*** Total Personnel**	**3,627**	**1,441**	**10,479**	**10,488**	**0**	**0**
	Operating Expenses						
521208	Police Supplies	0	0	0	0		
525600	Uniforms & Clothing	0	0	400	400		
529000	Unclassified	0	0	3,000	2,800		
529903	Contingency	0	0	44,016	0		
	*** Total Operating**	**0**	**0**	**47,416**	**3,200**	**0**	**0**
	**** Total Personnel & Operating**	**3,627**	**1,441**	**57,895**	**13,688**	**0**	**0**
	Capital						
	All Other Equipment	0	0	0	0		
	**** Total Capital**	**0**	**0**	**0**	**0**	**0**	**0**
	***** Total Budget Appropriation**	**3,627**	**1,441**	**57,895**	**13,688**	**0**	**0**

SECTION V. – PROGRAM OVERVIEW

A contractual agreement between the Lexington County Sheriff's Department and the Lexington Richland Alcohol and Drug Abuse Council (LRADAC) promotes the reduction of teenage alcohol and tobacco use by enforcing the legal age for purchasing alcohol and tobacco. LRADAC will pay for the overtime worked by officers enforcing the legal age for purchasing of alcohol. The revenue generated by this contract is used to offset the overtime costs incurred.

SECTION VI. C. - OPERATING LINE ITEM NARRATIVES

525600 - UNIFORMS & CLOTHING **$ 400**

Uniforms are requested under Section 23-13-30 of the SC Code of Laws. Each officer receives replacement uniforms 2 times a year. The number of uniforms ordered depends on the job function. This account would be used to purchase 2 pairs of tactical pants for each of the 4 officers working the AET. Each pair of pants is $50 each.

529000 - UNCLASSIFIED **$ 2,800**

Informants are used in the area of criminal investigations due to the increase in alcohol purchases by minors. These funds will be used to aid in the process of capturing the individuals and vendors that sell alcohol to underage people. The estimated amount is $2,800.

COUNTY OF LEXINGTON
LE/GASTON SUBSTATION
Annual Budget
Fiscal Year - 2016-17

Object Code	Revenue Account Title	Actual 2014-15	Received Thru Dec 2015-16	Amended Budget Thru Dec 2015-16	Projected Revenues Thru Jun 2015-16	Requested 2016-17	Recommend 2016-17	Approved 2016-17
	***L/E Gaston Substation 2646:**							
	Revenues:							
461000	Investment Interest	0	0	0	0	0		
469111	Gifts & Donations - LCSD Foundation	500	0	500	500	1,879		
	**** Total Revenue**	500	0	500	500	1,879	0	0
	*****Total Appropriations**				2,135	2,135	0	0
	FUND BALANCE Beginning of Year				1,891	256	256	256
	FUND BALANCE - Projected End of Year				256	0	256	256

Fund 2646
Division: Law Enforcement
Organization: 151206 - LE/South Region

Object Code	Expenditure Classification	2014-15 Expend	2015-16 Expend (Dec)	2015-16 Amended (Dec)	BUDGET 2016-17 Requested	BUDGET 2016-17 Recommend	BUDGET 2016-17 Approved
	Personnel						
	*** Total Personnel**	**0**	**0**	**0**	**0**	**0**	**0**
	Operating Expenses						
525361	Util/Gaston Substation	2,414	992	2,135	2,135		
	*** Total Operating**	**2,414**	**992**	**2,135**	**2,135**	**0**	**0**
	**** Total Personnel & Operating**	**2,414**	**992**	**2,135**	**2,135**	**0**	**0**
	Capital						
	**** Total Capital**	**0**	**0**	**0**	**0**	**0**	**0**
	***** Total Budget Appropriation**	**2,414**	**992**	**2,135**	**2,135**	**0**	**0**

SECTION V. - PROGRAM OVERVIEW

The businesses of the Gaston community collected has collected another $500 in donations and is giving them to the Lexington County Sheriff's Foundation, which in turn will give the funds to the County of Lexington. These funds were donated for paying the utility charges for a small building that belonged to the SC Forestry Commission. The businesses and citizens wanted the resident deputy of the area to have an office locally to increase law enforcement's presence in the community.

SECTION VI. C. - OPERATING LINE ITEM NARRATIVES

525361 – UTIL / GASTON SUBSTATION ~~$ 664~~ 2,135

This account is used to pay the utility charges for the Gaston Resident Deputy Substation. The amount budgeted is based on the donations received from the Gaston Community.

COUNTY OF LEXINGTON
NEW PROGRAM
GRANT
Annual Budget
Fiscal Year - 2016-17

NEW PROGRAM

Fund: NEW - School Resource Officer (Gray Collegiate Academy)
Division: Law Enforcement
Organization: 151202 - LE/SRO

Object Code	Revenue Account Title	Requested 2016-17	Recommend 2016-17	Approved 2016-17
	Revenues:			
457000	Federal Grant Income	127,437		
461000	Investment Interest	0		
801000	Op Trn from General Fund/LE	14,160		
	**** Total Revenue**	141,597	0	0
	*****Total Appropriation**	141,597	0	0
	FUND BALANCE Beginning of Year	0	0	0
	FUND BALANCE - Projected End of Year	0	0	0

COUNTY OF LEXINGTON
NEW PROGRAM
GRANT
Annual Budget
Fiscal Year - 2016-17

NEW PROGRAM

Fund: New
Division: Law Enforcement
Organization: 151202 - LE/SRO

Object Code	Expenditure Classification	Grant Application	2016-17 Requested	BUDGET 2016-17 Recommend	2016-17 Approved
	Personnel				
510100	Salaries & Wages		42,076		
510200	Overtime		3,000		
511112	FICA Cost		3,443		
511114	Police Retirement		6,003		
511120	Insurance Fund Contribution		7,800		
511130	Workers Compensation		1,512		
	*** Total Personnel**		**63,834**	**0**	**0**
	Operating Expenses				
521000	Office Supplies		500		
521200	Operating Supplies		600		
521208	Police Supplies		800		
522300	Vehicle Repairs & Maintenance - 1		1,000		
524100	Vehicle Insurance - 1		546		
524201	General Tort Liability Insurance		825		
525000	Telephone		60		
525004	WAN Service Charges - 1		480		
525030	800 MHz Radio Service Charges - 1		681		
525041	E-mail Service Charges - 1		81		
525210	Conference, Meeting & Training Expense		2,200		
525230	Subscriptions, Dues & Books		40		
525400	Gas, Fuel & Oil		6,000		
525600	Uniforms & Clothing		3,200		
	*** Total Operating**		**17,013**	**0**	**0**
	**** Total Personnel & Operating**		**80,847**	**0**	**0**
	Capital				
540000	Small Tools & Minor Equipment		700		
540010	Minor Software		0		
	(1) Electronic Control Device w/ Access.		1,400		
	(1) Personal Protection Equipment Kit		700		
	(1) 800 MHz Radio w/ Access.		6,000		
	(1) Ruggedized Computer w/ Access.		5,500		
	(1) Handgun w/ Access.		600		
	(1) Marked Utility Vehicle w/ Equip.		42,000		
	(1) MCT/MFR Licensing		3,500		
	(1) Office Printer w/ Access.		350		
	**** Total Capital**		**60,750**	**0**	**0**
	***** Total Budget Appropriation**		**141,597**	**0**	**0**

SECTION IV

COUNTY OF LEXINGTON
Capital Item Summary
Fiscal Year - 2016-17

Fund # NEW Fund Title: LE/SRO GRAY COLLEGIATE ACADEMY
Organization # 151202 Organization Title: LE/SRO
Program # SRO GRANT Program Title: SRO GRAY COLLEGIATE ACADEMY

Qty	Item Description	***BUDGET*** 2016-17 Requested Amount
	Small Tools and Minor Equipment	700
	Minor Software	0
1	Electronic Control Devices with Accessories	1,400
1	Personal Protection Equipment Kits	700
1	800 MHz Radios with Accessories	6,000
1	Ruggedized Computers with Accessories	5,500
1	Handguns with Accessories	600
1	Marked Utility Vehicles with Equipment	42,000
1	MCT/MFR Licensing	3,500
1	Office Printer and Accessories	350
	**** Sub Total Capital - Page 1**	**60,750**
	**** Grand Total Capital (Transfer Total to Section I and II)**	**60,750**

SECTION V. - PROGRAM OVERVIEW

The School Resource Officer program is provided for the safety and the security of the students in each high school in the Lexington County School Districts. The Lexington County Sheriff's Department and the School Officials are working together to provide a learning environment for the students that will be safe. The State of South Carolina has seen the crime rate rise and Lexington County experiences an increase of school related incidents such as drug and gang activity. Gray Collegiate Academy is authorized by the South Carolina Public Charter School District and is located in Lexington County. Gray Collegiate Academy is a 9-12th grade Public Charter High School offering an accelerated collegiate academy curriculum. They are requesting a school resource officer.

School Resource Officers have three main functions: **law enforcement officer, teacher, and counselor**. First, as a law enforcement officer, the SRO maintains a safe and secure environment on the school campus that will be conducive to an educationally stimulating atmosphere and serve as a means of preventing criminal activities and disturbances. Second, as a teacher, the SRO promotes positive attitudes regarding the police role in society and informs the students of their rights and responsibilities as lawful citizens. Third, as a counselor, the SRO establishes a more complete liaison with school personnel and students in a cooperative effort to prevent juvenile delinquency.

The most effective way a SRO can accomplish these goals is to be a positive role model. Students learn from every interaction they have with a SRO. It is essential for an SRO to be a positive role model who endorses high moral standards, uses good judgment and discretion, is consistent and fair, respects all students, and displays a sincere concern for the school community. School Resource Officers must maintain a professional appearance; be visible, accessible and willing to talk to the students; attend and participate in school activities both during the school year and the summer months; interact positively with the students and the community while taking their concerns seriously; maintain a relationship with the students' parents by attending PTA meetings and parent conferences; and maintain a relationship with the faculty and school administrators.

SECTION VI. B. – LISTING OF POSITIONS

Current Staffing Level:

		Full Time Equivalent			
	Positions	General Fund	Other Fund	Total	Grade
LE / School Resource Officer Gray Collegiate Academy	1		1	1	13
Totals:	1		1	1	

SECTION VI. C. – OPERATING LINE ITEM NARRATIVES

521000 - OFFICE SUPPLIES $500

Office supplies are required for School Resource Officers to perform their daily job tasks. Items requested are pens, file jackets, folders, diskettes, calendars and other general supplies that are used daily.

521200 - OPERATING SUPPLIES $600

The School Resource Officers will need supplies for the operation of equipment and daily operations. Some items that will be used are audio and video tapes, film, disks, batteries, and other supplies.

521208 – POLICE SUPPLIES $800

Police supplies are needed to purchase mace, OSHA kits, ASP batons, handcuffs, etc., as required by policy.

522300 - VEHICLE REPAIRS AND MAINTENANCE $1,000

It is estimated that maintenance for the first year of a vehicle is $1,000. This includes tires and oil changes.

524100 - VEHICLE INSURANCE $546

The budget amount is the estimate provided by the County's Risk Manager.

524201 - GENERAL TORT LIABILITY INSURANCE $825

General tort liability insurance amounts as allocated based on number and liability classification of personnel. The budget amount is the estimate provided by the County's Risk Manager.

524202 – SURETY BOND $0

Surety bonds are paid every 3 fiscal years and will not be paid again until fiscal year 2018.

525000 – TELEPHONE $60

Telephone line voice mail box charges are required for daily operations and communication. The amount budgeted is based on contract price of $5 per month.

525004 – WAN SERVICE $480

The School Resource Officers are required to have WAN to access databases and complete reports through our records management system.

525030 – 800 MHz RADIO SERVICE CHARGES $681

The 800 MHz radios are required for communication.

525041 – E-MAIL SERVICE CHARGES $81

E-mail service is a vital tool for communication among all individuals not just within Lexington County. The current cost is $6.75 per user per month.

525210 – CONFERENCE, MEETING & TRAINING EXP. $2,200

School Resource officers must be sent for training so that they may maintain their certification and acquire advancement in technical fields.

525230 – SUBSCRIPTIONS, DUES, & BOOKS $40

The certified law enforcement officer dues for the South Carolina Law Enforcement Association are paid from this account. The cost for dues per SRO is $40.

525400 - GAS, FUEL, AND OIL $6,000

The budget amount is prorated equally among all vehicles assigned to the organization and $6,000 is thought to be the minimum fuel usage in a year.

525600 – UNIFORMS AND CLOTHING $3,200

Uniforms are required to perform duties according to County Policy under Section 23-13-30 of the SC Code of Laws. Uniforms must be worn for recognition purposes and for safety purposes. These uniforms will be standard issue and are required for safety and recognition of the School Resource Officers.

SECTION VI. D. - CAPITAL LINE ITEM NARRATIVES

540000 - SMALL TOOLS AND MINOR EQUIPMENT $700

These items are needed by each deputy to perform the duties assigned. The items to be purchased from this account for each deputy are as follows:
Digital Cameras w/Case & Memory Card $100
Rechargeable Flashlights with car chargers $100
Digital Recorders $100
Drivers License Scanner $400
Total for small tools and minor equipment per officer is $700

(1) ELECTRONIC CONTROL DEVICES WITH ACCESSORIES $1,400

Electronic Control Devices are becoming an effective way to issue less lethal force when needed to detain combative subjects. One electronic control device with accessories consist of the electronic control device, a duty holster, four (4) training cartridges, and four (4) duty cartridges. The total estimated cost per officer is $1,400.

(1) PERSONAL PROTECTIVE EQUIPMENT KITS $700

These personal protective equipment kits are used in the event of a hazardous chemical or substance spill. These kits are needed for our road patrol units to keep them OSHA compliant. The total estimated cost per officer is $700.

(1) 800 MHz RADIOS WITH ACCESSORIES $6,000

These radios are needed for officer safety. They enable the deputy to communicate with County Communication and the reverse. The total estimated cost per officer is $6000.

(1) RUGGEDIZED LAPTOP WITH ACCESSORIES $5,500

These computers are transported in the vehicles and are required for records management. The total estimated cost per officer is $5500.

(1) HANDGUNS WITH ACCESSORIES $600

Handguns are required to perform the duties of a law enforcement officer. The total estimated cost per officer is $600.

(1) MARKED SUV WITH EQUIPMENT $ 42,000

A marked vehicle is required to perform the duties of a deputy. The total cost is estimated.

(1) MCT/MFR LICENSING $ 3,500

This licensing is required for our field reporting and records management system. The total estimated cost per deputy is $3,500.

(1) OFFICE PRINTER AND ACCESSORIES $ 350

A printer is needed to print documents of confidential matters. The total estimated cost is $350.

COUNTY OF LEXINGTON
NEW PROGRAM
GRANT
Annual Budget
Fiscal Year - 2016-17

NEW PROGRAM

Fund: NEW - White Collar Crime Enhancement Grant
Division: Law Enforcement
Organization: 151260 - LE/Major Crimes

Object Code	Revenue Account Title	Requested 2016-17	Recommend 2016-17	Approved 2016-17
	Revenues:			
457000	Federal Grant Income	150,099		
461000	Investment Interest	0		
801000	Op Trn from General Fund/LE	16,678		
	**** Total Revenue**	166,777	0	0
	*****Total Appropriation**	166,777	0	0
	FUND BALANCE Beginning of Year	0	0	0
	FUND BALANCE - Projected End of Year	0	0	0

COUNTY OF LEXINGTON
NEW PROGRAM
GRANT
Annual Budget
Fiscal Year - 2016-17

NEW PROGRAM

Fund: New
Division: Law Enforcement
Organization: 151260 - LE/Major Crimes

Object Code	Expenditure Classification	Grant Application	2016-17 Requested	BUDGET 2016-17 Recommend	BUDGET 2016-17 Approved
	Personnel				
510100	Salaries & Wages - 1		53,560		
510199	Special Overtime		3,000		
511112	FICA Cost		4,327		
511114	Police Retirement		7,545		
511120	Insurance Fund Contribution		7,800		
511130	Workers Compensation		1,900		
515600	Clothing Allowance		800		
	*** Total Personnel**		**78,932**	**0**	**0**
	Operating Expenses				
521000	Office Supplies		400		
521200	Operating Supplies		600		
521208	Police Supplies		500		
522300	Vehicle Repairs & Maintenance - 1		600		
524100	Vehicle Insurance - 1		546		
524201	General Tort Liability Insurance		825		
525000	Telephone		0		
525004	WAN Service Charges - 1		480		
525020	Pagers & Cell Phones		720		
525030	800 MHz Radio Service Charges - 1		682		
525041	E-mail Service Charges - 1		82		
525210	Conference, Meeting & Training Expense		4,000		
525230	Subscriptions, Dues & Books		0		
525400	Gas, Fuel & Oil		8,050		
525600	Uniforms & Clothing		0		
	*** Total Operating**		**17,485**	**0**	**0**
	**** Total Personnel & Operating**		**96,417**	**0**	**0**
	Capital				
540000	Small Tools & Minor Equipment		1,800		
540010	Minor Software		1,500		
	(1) Laptop Computer w/ Docking Station & Monitor		6,000		
	(1) Unmarked Vehicle w/ Equip.		42,000		
	(1) Personal Protective Equipment Kit		700		
	(1) 800 MHz Digital Radio		6,000		
	(1) Body Armor w/ Raid Vest		765		
	(1) Handgun w/ Access.		600		
	(1) MCT/MFR License		3,700		
	(1) Electronic Control Device w/ Access.		1,400		
	(1) Chair		550		
	(1) Desk		900		
	(1) Color Laser Printer/Fax/Scanner		700		
	(1) Fire Proof Lockable Storage Cabinet		3,745		
	**** Total Capital**		**70,360**	**0**	**0**
	***** Total Budget Appropriation**		**166,777**	**0**	**0**

SECTION IV

COUNTY OF LEXINGTON
Capital Item Summary
Fiscal Year - 2016 - 17

Fund # NEW Fund Title: White Collar Crime Enhancement Grant
Organization # 151260 Organization Title: LE/Major Crimes
Program # White Collar Crime Program Title: White Collar Crime Investigator

Qty	Item Description	***BUDGET*** 2016 - 2017 Requested Amount
	Small Tools and Minor Equipment	1,800
	Minor Software	1,500
1	Laptop Computer W/Docking Station and Monitor	6,000
1	Unmarked Vehicle With Equipment	42,000
1	Personal Protective Equipment Kit	700
1	800 MHz Digital Radio	6,000
1	Body Armor With Raid Vest	765
1	Handgun With Accessories	600
1	MCT/MFR License	3,700
1	Electronic Control Device with Accessories	1,400
1	Chair	550
1	Desk	900
1	Color Laser Printer/Fax/Scanner	700
2	Fire Proof Lockable Storage Cabinets	3,745

**** Total Capital (Transfer Total to Section III) 70,360**

SECTION V. - PROGRAM OVERVIEW

Lexington County continues to have a large number of cases in identity theft which includes white-collar crimes. A white-collar crime is defined as a crime committed by a person of social status and respectable in their occupation. White-collar employees have a greater opportunity to commit fraud, bribery, insider trading, embezzlement, computer crime, identity theft, and forgery. The elderly population is being targeted for scams and financial fraud. An additional dedicated white-collar crime investigator will provide an additional white collar crime investigator to combat the problems by actively working the specialized cases and preventing the escalation of white-collar crimes in the Lexington County areas. Statistical data and detailed information gathered aides in the investigations and patterns of the highly skilled professionals who are committing the white-collar crimes.

The Lexington County Sheriff's Department is requesting the enhancement of the white collar crime unit to identify, detect, prosecute, educate, inform, and ensure the business world that a financial crime deserves a penalty just as a crime of force.

SECTION VI. B. – LISTING OF POSITIONS

Current Staffing Level:

	Positions	Full Time Equivalent General Fund	Other Fund	Total	Grade
LE / Major Crimes					
White Collar Crime Investigator	1	1		1	13
LE / Major Crimes (Grant Position)					
White Collar Crime Grant Investigator	1	0	1	1	13
Totals:	**2**	**1**	**1**	**2**	

SECTION VI. C. – OPERATING LINE ITEM NARRATIVES

521000 - OFFICE SUPPLIES $400

Office supplies are required for the Investigator to perform his daily job tasks. Items requested are pens, high gloss photo paper, file jackets, folders, DVD's, calendars and other general supplies that are used daily. The individual items may vary slightly; therefore, an itemized cost breakdown was not provided.

521200 - OPERATING SUPPLIES $600

The officers will need supplies for the operation of equipment and daily job functions. Some items that will be used are audio and video tapes, a high definition magnifying glass, memory cards, memory sticks, disks, batteries, and other supplies as required for the grant. The individual items may vary slightly; therefore, an itemized cost breakdown was not provided.

521208 – POLICE SUPPLIES $500

This account will be used to purchase law enforcement supplies such as ammunition, leather goods, hand cuffs, flashlights, holders, holsters, pouches, and other law enforcement supplies required for the investigator.

522300 - VEHICLE REPAIRS AND MAINTENANCE $600

Vehicle repair and maintenance is needed for grant vehicles.
The amount budgeted is estimated.

524100 - VEHICLE INSURANCE $546

Vehicle insurance is required for the vehicles.
The vehicle insurance cost is estimated at $546.

524201 - GENERAL TORT LIABILITY INSURANCE $825

General Tort Liability Insurance is required for each person employed by the County. The amount listed as estimated by County Risk Manager.
The cost is estimated.

525004 – WAN SERVICE CHARGES $480

Air card service will be charged for the investigators to have wireless access to the web and other databases from other counties as well as LCSD to obtain immediate information on a person in question.
The cost is estimated.

525020 - PAGER AND CELL PHONES $720

The grant personnel are required to have a mobile telephone for safety purposes and for immediate communication with the department, county and other agencies.
The cost is estimated at $60/month X 12 months = $720.

525030 – 800 MHz RADIO SERVICE CHARGES $682

Monthly service is required for the 800 MHz digital encrypt radios used by the gang investigators for communication purposes.
The cost is estimated.

525041 – E-MAIL SERVICE $82

Monthly service is required for the email communication used by the white-collar crime unit.
The cost is estimated.

525210 –CONFERENCE, MEETING & TRAINING EXPENSES $4,000

The terms and conditions of the grants require that all grant employees attend at least two training conferences per year to make them more efficient and to be current for compliance with the laws governing the tasks of the White Collar investigator.
The cost is estimated.

525400 - GAS, FUEL, AND OIL $8,050

The grant reimburses the mileage at the federal rate for the grant-funded personnel to allow them to travel to work and to scenes of investigation while performing their duties.
The cost budgeted is an estimate.

SECTION VI. D. –CAPITAL LINE ITEM NARRATIVES

540000 - SMALL TOOLS AND MINOR EQUIPMENT 1,800

These items are needed by each deputy to perform the duties assigned. The items to be purchased from this account for each deputy are as follows:
Digital Camera w/Case & Memory Card $170
Rechargeable Flashlight with car chargers $190
Digital Voice Activated Recorder $175
Three Strip Card Readers $165
Portable Scanner $350
Shredder $475
GPS Unit $275
Total for small tools and minor equipment is estimated.

540010 –MINOR SOFTWARE $1,500

A specific software package and a flash drive will be required for the White Collar Crime Investigator to easily download information and for the storing and the collecting of information in the computer for required grant data. The cost is estimated.

(1) LAPTOP COMPUTER W/ DOCKING STATION AND MONTIOR $6,000

A ruggedized laptop computer is required for the investigator to prepare reports, conduct research and to gather intelligence for case preparation. The laptop tough book computer will be used to access the In-House server at LCSD, which includes all components of the department and the web based sites for data information with other counties, state and federal agencies. This computer needs to be capable of using a mount in the vehicle for stability and have the capability of wireless service in order to perform specialized tasks with other law enforcement agencies and banks. These computers are transported in the vehicle and are required for records management. The cost is estimated.

(1) UNMARKED VEHICLE WITH EQUIPMENT $42,000

An unmarked vehicle is required to perform the duties of an investigator. A vehicle is required for the agent to travel to destinations to interview suspects and to speak with victims. Also, an investigator must meet with financial institutions and business personnel. Emergency lighting and vehicle accessories to be installed on the vehicle will be necessary for visual notification for law enforcement purposes and for the safety of all those involved in the case and the surrounding area. Emergency lights, sirens and mounts will be required. The total cost is estimated.

(1) PERSONAL PROTECTIVE EQUIPMENT KIT $700

These personal protective equipment kits are used in the event of a hazardous chemical or substance spill. These kits are needed for our road patrol units to keep them OSHA compliant. The total cost is estimated.

(1) 800 MHz DIGITAL RADIO $6,000

The digital encrypted 800 MHz radio is required to meet the standards set forth in the department's policy and procedures manual standards. The radio will be compatible with the existing radios used by the departments and other law enforcement agencies in the State for safety and communication purposes. The total cost is estimated.

(1) BODY ARMOR WITH VEST $765

Body armor to include plates and raid vest are requested to be worn for the safety of the investigator. The body armor is a required part of the standard issue for certified law enforcement officers. The cost is estimated.

(1) HANDGUN WITH ACCESSORIES $600

Handgun, magazine, and accessories are part of the standard issue requirement for the White Collar investigator safety and for the safety of others. The total cost is estimated.

(1) MCT/MFR LICENSE $3,700

This licensing is required to use the field reporting and records management system. The total cost is estimated.

(1) ELECTRONIC CONTROL DEVICE WITH ACCESSORIES $1,400

Electronic Control Devices are becoming an effective way to issue less lethal force when needed to detain combative subjects. One electronic control device with accessories consist of the electronic control device, a duty holster, four (4) training cartridges, and four (4) duty cartridges. The total cost is estimated.

(1) CHAIR $550

A chair is required for the White Collar Crime Investigator for the office that is being provided. The chair must be heavy duty with the capability of providing substantial support.
The cost is based on State Contract pricing.

(1) DESK $900

A desk that will support the equipment and the necessary documents for performing the tasks of the White Collar Crime grant is needed for the investigator. A desk with adequate space for working all of the cases being investigated is required.
The cost is estimated.

(1) COLOR LASER PRINTER/FAX/SCANNER $700

A color printer, scanner, and fax are required for the printing and documentation of images for the evidence gathered for court presentations. It is necessary to scan documents to send to other agencies without having to use the regular mail system.
The cost is estimated.

(2) FIRE PROOF, LOCKABLE STORAGE CABINETS $3,745

Heavy-duty lockable fireproof storage cabinets are necessary to store files of investigative cases for the white-collar crime investigator.
The cost is based on State Contract pricing.

COUNTY OF LEXINGTON
COMMUNITY DEVELOPMENT BLOCK GRANT
Annual Budget
FY 2016-17 Estimated Revenue

Object Code	Revenue Account Title	Actual 2014-15	Received Thru Dec 2015-16	Amended Budget Thru Dec 2015-16	Projected Revenues Thru Jun 2015-16	Requested 2016-17	Recommend 2016-17	Approved 2016-17
	*** Community Development Block Grant 2400:**							
	Revenues:							
456100	Program Income	6,500	12,819	26,204	26,204	33,978		
456101	Program Income (Note Receivable)	(6,500)	0	0	0	0		
457000	Federal Grant Income	1,270,566	492,587	3,121,339	3,121,339	1,487,950		
461000	Investment Interest	0	0	0	0	0		
801000	Op Trn from General Fund	45,795	45,795	45,795	45,795	45,795		
	****Total Revenue**	1,316,361	551,201	3,193,338	3,193,338	1,567,723	0	0
	*****Total Appropriation**				3,331,136	1,574,743	0	0
	Contingency:							
	Unused				195,579			
	Carryforward							
	FUND BALANCE							
	Beginning of Year				503,607	561,388	561,388	561,388
	FUND BALANCE - Projected							
	End of Year				561,388	554,368	561,388	561,388

COUNTY OF LEXINGTON
COMMUNITY DEVELOPMENT BLOCK GRANT
Annual Budget
Fiscal Year - 2016-17

Fund 2400
Division: : Community Development
Organization: 181200 - Community Development Administration

Object Code	Expenditure Classification	2014-15 Expend	2015-16 Expend (Dec)	2015-16 Amended (Dec)	2016-17 Requested	BUDGET 2016-17 Recommend	BUDGET 2016-17 Approved
	Personnel						
510100	Salaries & Wages - 3.2	136,204	67,906	155,768	155,768		
511112	FICA - Employer's Portion	9,706	4,866	11,916	11,916		
511113	State Retirement - Employer's Portion	14,851	7,510	17,228	17,228		
511120	Employee Insurance - 3.2	18,720	10,660	24,960	24,960		
511130	Workers Compensation	409	204	468	468		
519999	Personnel Contingency	0	0	0	0		
	*** Total Personnel**	**179,890**	**91,146**	**210,340**	**210,340**	**0**	**0**
	Operating Expenses						
520300	Professional Services	13,600	8,180	26,336	15,000		
520303	Accounting/Auditing Services	0	0	0	0		
520400	Advertising & Publicity	668	43	4,000	3,000		
520500	Legal Services	2,565	2,265	5,000	6,000		
520510	Interpreting Services	0	0	1,395	1,395		
520704	Computer Security & Management Service	0	0	0	0		
520800	Outside Printing	356	0	2,105	2,105		
521000	Office Supplies	881	1,122	3,000	3,200		
521100	Duplicating	2,834	1,096	3,000	3,000		
524000	Building Insurance	42	42	44	46		
524201	General Tort Liability Insurance	144	0	225	232		
524202	Surety Bonds	23	0	0	0		
525000	Telephone	1,445	726	1,446	1,446		
525020	Pagers and Cell Phones - 1	194	68	216	216		
525021	Smart Phone Charges - 3	1,880	630	1,908	1,908		
525041	E-mail Service Charges - 6	559	214	486	774		
525100	Postage	1,327	380	1,500	1,500		
525110	Other Parcel Delivery Services	0	0	500	500		
525210	Conference, Meeting &Training Expense	4,225	2,276	25,000	17,750		
525230	Subscriptions, Dues, & Books	2,461	1,721	2,905	3,155		
525240	Personal Mileage Reimbursement	204	21	1,539	1,296		
525250	Motor Pool Reimbursement	2,617	1,061	4,140	3,888		
525300	Util / Administration Building	2,293	924	2,176	2,176		
529903	Contingency	0	0	1,550	2,000		
529950	Indirect Costs	16,051	3,031	22,925	22,925		
	*** Total Operating**	**54,369**	**23,800**	**111,396**	**93,512**	**0**	**0**
	**** Total Personnel & Operating**	**234,259**	**114,946**	**321,736**	**303,852**	**0**	**0**
	Non-Operating Expenses						
539540	Grant Funds Returned to Grantor	0	450	450	0		
	Capital						
540000	Small Tools & Minor Equipment	199	0	250	250		
540010	Minor Software	0	0	0	7,000		
	All Other Equipment	959	0	0			
	(1) Color Network Printer (F3) - Repl.				1,055		
	(1) Sharp 60" Aquos Board - Mobile - Addl.				3,331		
	**** Total Non-Operating & Capital**	**1,158**	**450**	**700**	**11,636**	**0**	**0**
	***** Total Budget Appropriation**	**235,417**	**115,396**	**322,436**	**315,488**	**0**	**0**

COUNTY OF LEXINGTON
COMMUNITY DEVELOPMENT BLOCK GRANT
Annual Budget
Fiscal Year - 2016-17

Fund 2400
Division: Community Development
Organization - 181201 Community Development Projects

Object Code	Expenditure Classification	2014-15 Expend	2015-16 Expend (Dec)	2015-16 Amended (Dec)	2016-17 Requested	BUDGET 2016-17 Recommend	BUDGET 2016-17 Approved
	Personnel						
510100	Salaries & Wages - .8	21,788	9,320	32,007	32,007		
510300	Part Time	0	4,381	19,269	0		
511112	FICA - Employer's Portion	1,622	1,042	3,969	3,969		
511113	State Retirement - Employer's Portion	2,376	1,031	3,530	2,376		
511120	Employee Insurance - .8	4,680	1,040	7,800	7,800		
511130	Workers Compensation	65	41	155	78		
519999	Personnel Contingency	0	0	0	0		
	*** Total Personnel**	**30,531**	**16,855**	**66,730**	**46,230**	**0**	**0**
	Operating Expenses						
529903	Contingency	0	0	194,029	0		
534404	Midlands Housing Alliance, Inc.	30,000	10,388	15,000	37,000		
537119	Minor Housing Repair Program	114,309	67,730	475,381	0		
537150	Sistercare Facility Improvements	0	0	25,000	58,462		
537170	Rural Mobile Food Pantry	30,000	10,770	44,200	0		
537175	Mitchell Street Sidewalk	42,373	0	20,075	0		
537177	Septic Tank Repair and Replacement Program	9,112	6,850	153,912	0		
537179	Be Great Academy Afterschool Program	10,000	0	0	0		
537180	HOME Program Project Delivery	34,107	6,950	48,603	26,700		
537185	West Lexington Water Line Upgrade	11,417	0	195,844	0		
537186	Avenues Water Line Upgrade	4,147	0	0	0		
537187	Platt Springs Road Blight Removal	0	0	24,370	0		
537192	Acquisition/Affordable Housing	349,543	75,090	502,048	0		
537194	State Street Sewer Line	170,799	0	204	270,331		
537195	Babcock Center 3 Fountains Facility Improvements	13,398	0	12,000	0		
537196	Town of South Congaree Park Improvements	1,250	0	5,995	0		
537197	Town of Batesburg-Leesville Biarritz Court Paving	0	30,629	64,750	0		
537199	Town of Lexington Caractor Park Improvements	44,563	0	325	0		
537200	Town of Summit Park Improvements	2,901	21,197	43,128	56,097		
537207	Pelion Family Practice - Expansion Loan	67,464	0	675	0		
537208	Babcock Center 3 Fountains Interior Improvements	12,314	0	1,686	0		
537209	BLEC Roof Replacement	1,873	2,897	108,127	166,461		
537210	Sistercare Renovation and Expansion	0	1,048	35,000	0		
537211	Town of Gaston ADA Compliance Improvements	0	1,415	31,000	0		
537212	Town of Lexington Duffie Drive Sidewalk	0	5,000	130,000	0		
537213	ICRC Afternoon Adventures	18,000	9,460	35,781	55,897		
537214	ICRC Van Purchase	53,000	0	0	0		
537215	Pelion Summer Arts Outreach Program	39,899	0	101	0		
537216	Central SC Habitat for Humanity	0	26,176	162,000	76,699		

COUNTY OF LEXINGTON
COMMUNITY DEVELOPMENT BLOCK GRANT
Annual Budget
Fiscal Year - 2016-17

Fund 2400
Division: Community Development
Organization - 181201 Community Development Projects

Object Code	Expenditure Classification	2014-15 Expend	2015-16 Expend (Dec)	2015-16 Amended (Dec)	2016-17 Requested	BUDGET 2016-17 Recommend	BUDGET 2016-17 Approved
	Cont'd Operating Expenses:						
537217	Joint Municipal Water and Sewer	0	0	300,000	0		
537218	Town of Batesburg Leesville Water Tower	0	0	125,000	0		
537219	Town of Swansea ADA Sidewalk Improvement	0	0	100,000	0		
537220	Community Relations Council	0	6,711	20,000	0		
537221	Goodwill Industries	0	842	15,477	0		
537222	ICRC ADA Sensory Room	0	7,259	7,259	0		
537223	ICRC Athletic Equipment	0	11,997	15,000	0		
537224	Lexington Interfaith Freezer/Storage	0	28,008	30,000	0		
537225	Acquisition (Note Receivable)	(500,000)	0	0	0		
	Town of Pelion Park Facility Upgrade				56,025		
	ICRC Universally Accessible Park				300,000		
	Lexington Interfaith Mobile Pantry				39,600		
	Lexington Interfaith Cooking Classes				6,885		
	Red Bank Elem Afterschool Program				41,669		
	Town of Pine Ridge Slum & Blight				9,199		
	ICRC Athletic Scholarship				12,000		
	*** Total Operating**	**560,469**	**330,417**	**2,941,970**	**1,213,025**	**0**	**0**
	**** Total Personnel & Operating**	**591,000**	**347,272**	**3,008,700**	**1,259,255**	**0**	**0**
	***** Total Budget Appropriation**	**591,000**	**347,272**	**3,008,700**	**1,259,255**	**0**	**0**

SECTION IV

COUNTY OF LEXINGTON
Capital Item Summary
Fiscal Year - 2016-2017

Fund # 2400 Fund Title: Urban Entitlement Community Development
Organization # 181200 Organization Title: Community Development
Program # 100 Program Title: CDBG

Qty	Item Description	***BUDGET*** 2016-2017 Requested Amount
	Small Tools & Minor Equipment	$250
	Minor Software	$7,000
1	Sharp 60" Aquos Board - Mobile - Additional (Package Bundle)	$3,331
1	Color Network Printer- HP Color Laserjet Enterprise -Replacement	$1,055
	** Total Capital (Transfer Total to Section III)	**$11,636**

SECTION V - PROGRAM OVERVIEW

Summary of Programs:

Program 1 – Community Development Block Grant (CDBG) Program
Program 2 – County-wide Title VI Compliance

Program 1 Objectives:

The objectives of the Community Development Block Grant (CDBG) Program are to primarily assist low- and moderate-income (LMI) persons in securing decent housing, suitable living environments and expanded economic opportunities. Every project and activity funded through the CDBG Program must meet one of three national objectives: principally benefit LMI persons, aid in the elimination of slums and blight, and/or meet an urgent or unanticipated need.

The staff of the County's CDBG Program carries out these objectives through administration, implementation and oversight of the Program as established through the regulations of the United States Department of Housing and Urban Development (HUD). These responsibilities include the following:

- Ensuring compliance with applicable regulations
- Maintaining records and files
- Preparing plans and reports
- Managing infrastructure construction and other projects following federal and County guidelines
- Developing and monitoring annual program and individual project budgets
- Analyzing feasibility of potential projects
- Monitoring federal guidelines and recommending changes to program as needed

The CDBG Grant Administrator, Community Development Technician, and Administrative Assistant III manage the administration of the CDBG Program. The staff works closely with many different groups and individuals to achieve the objectives of the program and successfully implement projects. Community Planning and Development (CPD) Notice 92-19 allows for CDBG funds to be expended for program administrative costs, as defined at 24 CFR 570.206(a), (b), and (e), of the Home Investment Partnership Program (HOME). Accordingly, the CDBG Program operating budget includes some operating expenses for the HOME Program.

Program 2 Objectives:

The Civil Rights Act of 1964 includes a provision named "Title VI," which prohibits discrimination in the access of County programs, activities, services, etc., on the basis of race, color, national origin, sex, disability, and age. During FY 2013-14, the County of Lexington expended nearly $4 million in federal grant funds. As a recipient of federal funding, the County is required to create a Title VI Compliance Plan and must designate a Title VI Coordinator. Through the Title VI Compliance Plan, the County is required to ensure that public funds are not spent in a way that encourages, subsidizes, or results in discrimination. Additionally, the County must reasonably ensure that programs, services, and facilities are accessible to citizens with disabilities and other barriers.

The County's Title VI Compliance Plan includes: Civil Rights resources, training for county grant managers on Title VI requirements, public notification and outreach, data collection systems, complaint processing in conducted programs, program availability and accessibility to persons with disability, service to limited English proficiency persons, preparing annual reports on county-wide Title VI compliance.

SECTION VI – LINE ITEM NARRATIVES

SECTION VI. A

SUMMARY OF REVENUES

457000 – FEDERAL GRANT INCOME **$1,487,950**

The United States Department of Housing and Urban Development (HUD) establishes the annual award for all Community Development Block Grant (CDBG) Urban Entitlement Counties and has officially notified the County that its FY 2016-2017 allocation is approximately $1,487,950. Additionally all uncommitted funds (funds awarded from projects that come in under budget during the 2015-2016 program year/fiscal year will be include in project awards for the 2015-2016 program year/fiscal year.

801000 – GENERAL FUND **$45,795**

The Title VI Coordinator/Grant Manager assists with CDBG Program Administration. Additional duties include County-wide Title VI Plan preparation and coordination. Fifty percent (50%) of the personnel and operating budget of the Title VI Coordinator/Grant Manager is provided by the general fund.

SECTION VI. B

LISTING OF POSITIONS

The Community Development Block Grant Division consists of five (5) employees with insurance.

Position	Band
Title VI Coordinator/Grant Manager	211*
CDBG Grant Administrator	211
HOME Grant Administrator	209**
Community Development Technician	109
Administrative Assistant III	106

*50% of the personnel and operating costs for this position are funded through the County General Fund.
** 100% of the personnel costs for this position are funded through Fund 2401 (HOME Program)

COMMUNITY DEVELOPMENT ORGANIZATIONAL CHART

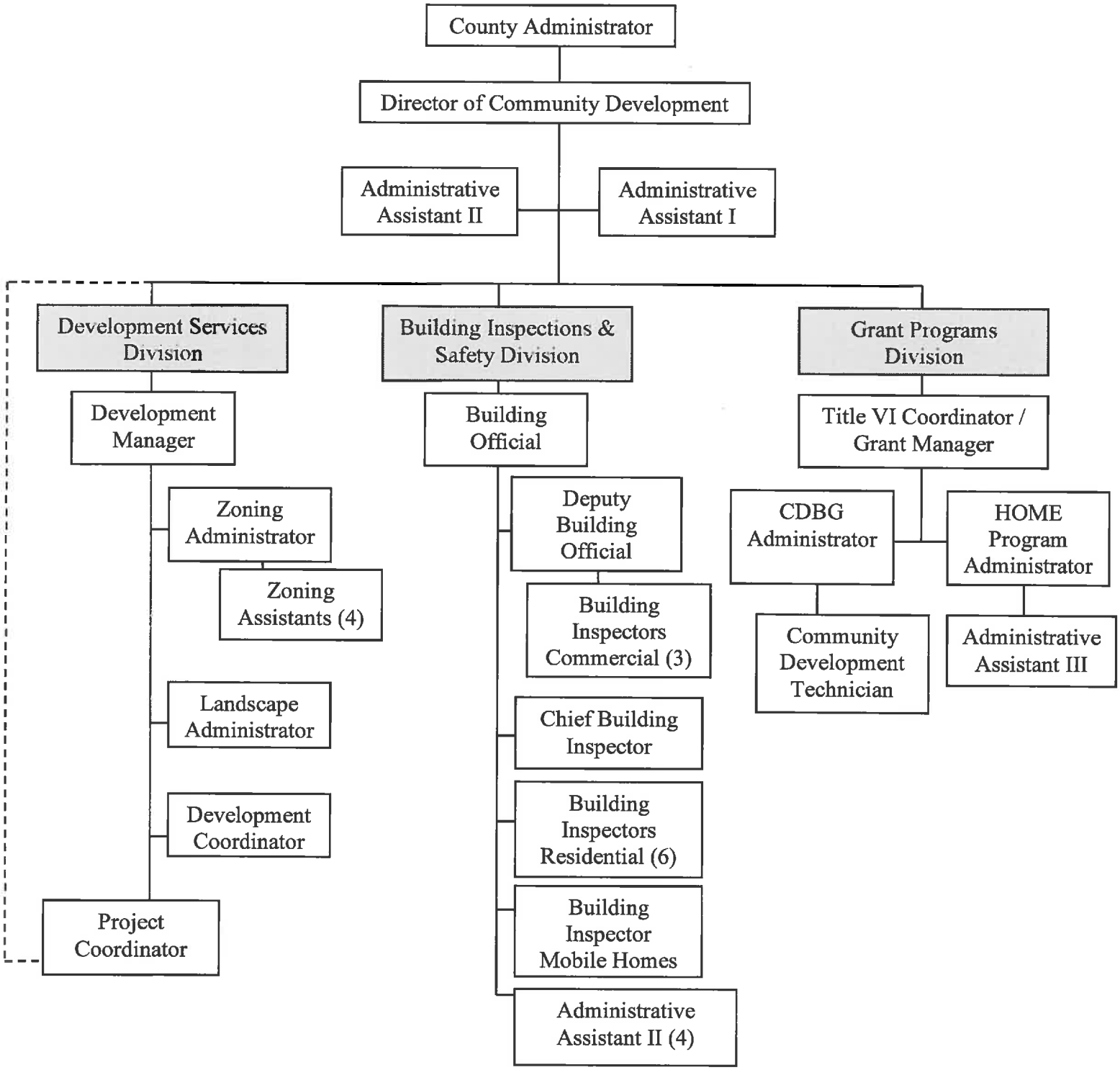

SECTION VI. C

OPERATING LINE ITEM NARRATIVES

All non-personnel operating costs for the HOME Investment Partnerships (HOME) Program will be provided through Community Development Block Grant (CDBG) funds. Community Planning and Development (CPD) Notice 92-19 allows for CDBG funds to be expended for program administrative costs, as defined at 24 CFR 570.206(a), (b), and (e), of HOME. Accordingly, the CDBG Program operating budget includes operating expenses for the HOME Grant Administrator. Additionally, operating costs associated with County-wide Title VI management are included in this narrative. Title VI operating costs are paid through a match contribution from the general fund.

520300 – PROFESSIONAL SERVICES $15,000

As a recipient of federal funding from the U.S. Department of Housing and Urban Development for CDBG and HOME Programs, the County is required to update many of its plans and reports and may use the services of an outside consultant. The scope of this work includes surveys, data review and projections as well statistical analysis.

520400 – ADVERTISING & PUBLICITY $3,000

Newspaper advertisements are required throughout the year to notify the public of various aspects of the program including environmental findings, public hearings, availability of plans and reports, amendments to plans, and public comment periods. Continuing programs such as the Minor Home Repair program may also be marketed through newspaper advertisements for applicants. Ad costs vary depending upon the size and nature of the advertisements.

Program 1 (CDBG Program): $2,500

Program 2 (Title VI Compliance): $500

520500 – LEGAL SERVICES $6,000

The County Attorney reviews various legal issues arising from implementation of projects. These services are utilized throughout the year as projects are planned and implemented.

Program 1 (CDBG Program): $5,500

Program 2 (Title VI Compliance): $500

520510 – INTERPRETING SERVICES $1,395

This line item is requested to cover the cost for interpreting services provided to individuals who are disabled and/or non-English speaking during presentations and public hearings.

Program 1 (CDBG Program): $395

Program 2 (Title VI Compliance): $1,000

520800 – OUTSIDE PRINTING **$2,105**

This line item is requested to print various brochures and materials to meet federal requirements to affirmatively market affordable housing, fair housing, Title VI requirements, and projects sponsored through the Grant Programs Division. Additionally, the Grant Programs Division has identified the need for brochures that would assist the County in informing our citizens about the County's housing rehabilitation, down payment assistance and septic tank repair and replacement programs.

Program 1 (CDBG Program): $1,605

Program 2 (Title VI Compliance): $500

521000 - OFFICE SUPPLIES **$3,200**

Routine office supplies are used (printer toner cartridges, paper, pencils, file folders, etc.) in the course of implementing projects and maintaining compliance with grant requirements each year.

Program 1 (CDBG Program): $2,800

Program 2 (Title VI Compliance): $400

521100 - DUPLICATING **$3,000**

This account is used for copier machine duplicating of agreements, reports, correspondence, environmental reviews, and other documents used in the daily accomplishment of the department's operations. The laser printer and administrative multi-function machine also now function as the primary printer for staff, per IS configurations.

5,000 copies/month x 12 months x $.05 a copy = $3,000

Program 1 (CDBG Program): $2,400

Program 2 (Title VI Compliance): $600

524000 – BUILDING INSURANCE **$46**

The amount requested is based on an estimate provided by the County Risk Manager for the CDBG and HOME Programs.

524201 – GENERAL TORT LIABILITY **$232**

The amount requested is based on an estimate provided by the County Risk Manager for the CDBG ($128), HOME ($79), and Title VI ($25) Programs.

Program 1 (CDBG Program): $207

Program 2 (Title VI Compliance): $25

524202 – SURETY BONDS **$0**

This is a Non bond year.

525000 – TELEPHONE **$1,446**

The amount requested covers basic phone and fax lines for department staff.

Program 1 (CDBG Program): $1,204.20

• 5 lines x $19.00/month x 12 months		$1,140.00
• 5 lines with voice mail x $1.07/month x12 months		$ 64.20
	Total	$1,204.20

Program 2 (Title VI Compliance): $240.84*

• 1 line x $19.00/month x 12 months		$ 228.00
• 1 line with voice mail x $1.07/month x12 months		$ 12.84
	Total	$ 240.84

***50% of Program 2 cost will be funded through GF**

525020 – PAGERS AND CELL PHONES **$216**

A mobile phone is assigned to the division staff to maintain communication when out of the office conducting inspections, site visits, meetings, attending events, etc.

- 1 mobile phone x$18/month x 12 months $216

525021 – SMART PHONE CHARGES **$1,908**

Smart phones are assigned to the CDBG Grant Administrator, HOME Grant Administrator and the Title VI Coordinator/Grant Manager to maintain communication when out of the office conducting inspections, site visits, meetings, attending events, etc.

Program 1 (CDBG Program): $1,272.00

- 2 smart phones x $53/month x12 months $1,272.00

Program 2 (Title VI Compliance): $636.00*

- 1 smart phones x $53/month x12 months $636.00

***50% of Program 2 cost will be funded through GF**

525041 – E-MAIL SERVICE **$774**

The amount requested covers basic e-mail service for department staff.

Program 1 (CDBG Program): $645

- 5 accounts x $10.75/month x 12 months = $645

Program 2 (Title VI Compliance): $129*

- 1 account x $10.75/month x 12 months = $129

***50% of Program 2 cost will be funded through GF**

525100 - POSTAGE **$1,500**

This line item covers the cost of mailing office correspondence, notices, reports, newsletters, and planning materials.

Program 1 (CDBG Program): $1,250

Program 2 (Title VI Compliance): $250

525110 – OTHER PARCEL DELIVERY SERVICES **$500**

This line item covers the cost of mailing UPS and FedEx packages and notices as is required.

Program 1 (CDBG Program): $450

Program 2 (Title VI Compliance): $50

525210 – CONFERENCE, MEETING & TRAINING EXPENSE **$17,750**

This line item covers the cost of attending various HUD training opportunities that may include IDIS, Fair Housing, Wage and Labor compliance, Environmental Review compliance, and general CDBG and HOME program training as well as annual training provided by state and national associations working within the area of housing, planning and community development. Estimated training costs include lodging, transportation, and registration fees. The training events listed below address various aspects of the CDBG and HOME programs, rural development, planning, affordable housing, infrastructure improvements, community revitalization techniques, compliance with HUD, and other federal requirements, as well as best practice presentations from other communities. Locations for HUD training vary and are offered throughout the United States depending on HUD's budget and the availability of trainers, etc. The Title VI Coordinator/Grant Manager will be required to attend various trainings to stay abreast of compliance issues related to management of the County's Title VI program

Program 1 (CDBG Program): $16,250

• HUD Training (estimate)	$ 7,750
• National Comm. Dev. Assoc. Legislative Policy Conference	$ 4,250
• National Comm. Dev. Assoc. Spring Training	$ 1,500
• SC Comm. Dev. Assoc. Spring Meeting	$ 1,500
• Palmetto Affordable Housing Forum	$ 1,250
TOTAL	$ 16,250

Program 2 (Title VI Compliance): $1,500

• State Procurement for Grant Management Training	$ 500
• Federal/State Title VI Training (estimate)	$1,000
TOTAL	$ 1,500

525230 - SUBSCRIPTIONS, DUES, & BOOKS **$3,155**

This line item covers the costs of professional association memberships at both the national and state level, recommended by HUD staff and other entitlement counties, and to maintain local resources.

Program 1 (CDBG Program): $2,855

Dues:

• National Community Development Association (Agency membership – 1 yr.)	$1,545
• SC Association of Community Development Corporations (Agency membership – 1 yr.)	$ 750
• Midlands Area Consortium for the Homeless (Agency membership – 1 yr.)	$ 100
• Associated Professional Grant Management Organizations	$ 80
TOTAL	$2,475

Subscriptions & Books:

• The State Newspaper (1 year subscription)	$ 120
• The Lexington Chronicle Newspaper (1 year subscription)	$ 40
• Other Subscriptions, Books & Training Manuals (estimate)	$ 220
TOTAL	$ 380

Program 2 (Title VI Compliance): $300

Subscriptions & Books:

• Subscriptions, Books & Training Manuals (estimate)	$ 300
TOTAL	$ 300

525240 - PERSONAL MILEAGE REIMBURSEMENT **$1,296**

This line item is requested to cover the cost of Personal Mileage Reimbursement. Wherever practical, motor pool vehicles are used. However, there are occasions when it is more feasible for an employee to use their personal vehicle (i.e., unexpected field visits, meetings that begin before or end after the traditional workday, etc).

The reimbursement rate is based on the annual federal rate, which is difficult to predict and may change mid-year. The proposed amount is based on historic driving patterns to project sites and meetings, with a $.54 cents rate as set by the federal government.

Program 1 (CDBG Program): $972

- 150 miles/month x 12 months x $.54 = $972

Program 2 (Title VI Compliance): $324

- 50 miles/month x 12 months x $.54 = $324

525250 - MOTOR POOL REIMBURSEMENT **$3,888**

This charge is for use of fleet vehicles and is based on historic usage.

Program 1 (CDBG Program): $3,477

- 504 miles/month x 12 months x $.54 = $3,266

Program 2 (Title VI Compliance): $663

- 96 miles/month x 12 months x $.54 = $622

525300 – UTILITIES / ADMINISTRATION BUILDING **$2,176**

The requested amount is an estimate based on historical data.

Program 1 (CDBG Program): $1,876

Program 2 (Title VI Compliance): $300

529903 - CONTINGENCY **$2,000**

These funds are typically available for unanticipated administration expenses. They may also be reassigned for projects, provided the proper public notice and public hearings have taken place to amend the Consolidated and/or Annual Action Plans.

The U.S. Department of Housing and Urban Development has set a cap of 20% of program award for administrative costs. This contingency allows for unforeseen demands, while keeping the program's administrative costs comfortably below the cap.

529950 - INDIRECT COSTS **$22,925**

These costs are associated with general internal support functions provided by the County to the grant program.

SECTION VI. D

CAPITAL LINE ITEM NARRATIVES

540000 - SMALL TOOLS & MINOR EQUIPMENT **$250**

This line item is used to cover a number of general items ranging from office equipment such as adding machines, dymo labels printers and telephones, to basic office furniture.

Program 1 (CDBG Program): $250

ALL OTHER EQUIPMENT

5A---- - MINOR SOFTWARE **$7,000**

This line item is requested to purchase and implement Zoom Grants for all Grant Division personnel. Zoom Grants is an online application management system that will streamline and simplifying the entire application process for the Grants Department.

1- Account activation fee-$500- Annual subscription $2,500 (unlimited staff)- Per program/ Application $2,000 (CDBG) $2,000 HOME

5A---- - COLOR NETWORK PRINTER (F3) REPLACEMENT **$1,055**

This line item is requested to repurchase one replacement color network printer, as recommended by Information Services..

1 – Color Network Printer- HP Color LaserJet Enterprise – M553dn –$780 Base- 3-Year Next Business Day $275.00

5A---- - SHARP 60"AQUOS BOARD – MOBILE - ADDNL **$3,331**

This line item is requested to purchase one interactive display system, as approved by Information Services and shown in the IT Equipment Standards. This equipment will be set up and used in our conference room during professional meetings, training opportunities, plan review, and budget preparation, etc. The interactive system includes the following:

1 – Sharp 60" Interactive Aquos Board Bundle – Interactive Touch-Screen Full Color Electronic Whiteboard LED Display Monitor (24/7 Rated 3-year On Site Limited Warranty), Compact PC with Windows 7 Pro, and Rolling Cart Floor Stand. Model PNL603BPKG1. ($6,438)

1 –3-Button Pressure Sensitive Pen with USB Wireless Adaptor. Model PN-ZL01. ($224)

*The total cost of the system is $6,662. Half of the costs will be funded through 1000-101610.

OPERATING LINE ITEM NARRATIVES

2400-181201
COMMUNITY DEVELOPMENT PROJECTS

Proposed projects for the upcoming year are identified below. The total costs are based on preliminary estimates. Additionally, organizations that receive CDBG funding are required to provide a 10% match of total funds awarded.

IN-HOUSE PROJECT LINE ITEMS

510100 – PERSONNEL ~~$39,210~~ 46,230

Funds will be used for the project delivery costs for staff administration of the Minor Home Repair Program. The project delivery costs will include working directly with customers, reviewing applications for assistance, preparation of bid documents, compliance reviews, record keeping, and monitoring of housing repair projects.

537180 – HOME PROGRAM PROJECT DELIVERY **$26,700**

CDBG funding is used to pay the project delivery costs associated with implementing the HOME Program. This includes appraisals, work specifications, construction inspections, environmental reviews, legal fees, underwriting and relocation costs etc.

PUBLIC FACILITY AND INFRASTRUCTURE PROJECTS

5— BROOKLAND CENTER FOR COMMUNITY CHANGE **$166,461**

CDBG funds will be used to replace a portion of the roof at the Brookland-Lakeview Empowerment Center (BLEC) which is being renovated to house several social service programs including Senior Services, Youth Programs, Wellness Services and Educational and Entrepreneurial Programs for the LMI residents in this community and greater West Columbia area.

5— CITY OF CAYCE STATE STREET AREA SEWER LINE REPLACEMENT **$270,331**

CDBG funds will be used to replace approximately 1,225 linear feet of substandard sewer lines. This will result in improved sewer line quality, service and safety for the LMI residents in the area. The upgrade would reduce potential sewer backup into residents' homes and out of the manholes. This job would also create or maintain jobs for engineers, contractors and laborers.

5— IRMO CHAPIN RECREATION COMMISSION UNIVERSALLY ACCESSIBLE PARK **$300,000**

CDBG funds will be used to construct an ADA compliant, universally accessible playground for children of all abilities access to state-of-the-art play equipment. The accessible playground will promote physical and cognitive growth and social development among all children and provide a much needed resource for Lexington County residents and families across the state.

5— SISTERCARE RENOVATION FACILITY UPGRADES **$58,462**

CDBG funds will be used to renovate the five bathrooms in the Lexington County Shelter. The renovations will make the shelter safer and more sanitary for shelter residents.

5— TOWN OF PELION PARK FACILITY UPGRADES $56,025

CDBG funds will be used to upgrade the town's public park by installing a restroom facility. The restroom will be an ADA compliant prefabricated vandal resistant structure. This will improve the health and safety conditions of this recreation facility for the children and families that use it on a daily basis.

5— TOWN OF SUMMIT PARK FACILITY UPGRADES $56,097

CDBG funds will be used to upgrade the town's public park by installing a restroom facility. The restroom will be an ADA compliant prefabricated vandal resistant structure. This will provide necessary complete service to the park located in an LMI town.

PUBLIC SERVICE PROJECTS

5— IRMO CHAPIN RECREATION COMMISSION AFTERNOON ADVENTURES $55,897

CDBG funds will be used to expand resources for Chapin families having children with disabilities, as no such program currently exists in the area. Afternoon Adventures will offer these families affordable afterschool care that can accommodate each child's special needs in a safe and nurturing environment.

5— IRMO CHAPIN RECREATION COMMISSION ATHLETIC SCHOLARSHIP $12,000

CDBG funds will be used to provide reduced athletic registration fees to low income youth. Participants who meet income qualifications will have the opportunity to play spring, fall and winter youth sports at one half the normal registration fees, while hardship cases may qualify for full scholarships.

5— LEXINGTON INTERFAITH COMMUNITY SERVICES MOBILE PANTRY $39,600

CDBG funds will be used to assist Lexington Interfaith Community Services with the purchase of a refrigerated mobile food pantry. This will enable LICS to add food selection choices and improve nutrition to the present and future "Food for Living" clients of Lexington County.

5— LEXINGTON INTERFAITH COMMUNITY SERVICES EMPOWERING FAMILIES $6,885

CDBG funds will be used by Lexington Interfaith Community Services to continue family oriented food preparation and nutrition classes which enable families to maximize their food budgets and encourage more healthy family meals at home.

5— MIDLANDS HOUSING ALLIANCE (TRANSITIONS) $37,000

CDBG funds will be used to provide operation costs for the facility. Midlands housing Alliance, Inc. (MHA) aims to enhance the lives of adult men and women who are currently homeless by providing essential supplies and services while assisting individuals in rebuilding their lives and reentering the community in a productive manner.

5— RED BANK ELEMENTARY AFTER SCHOOL PROGRAM $41,669

CDBG funds will be used to provide operational support to RBE for low-and moderate-income students to attend their afterschool program. The afterschool program offers homework assistance, various art programs (visual, drama and dance), and a teambuilding physical activity program and provide transportation home.

NEIGHBORHOOD REVITALIZATION

5— CENTRAL SC HABITAT FOR HUMANITY $76,699

CDBG funds will be used by Central SC Habitat for Humanity to purchase seven (7) lots in Lexington County, identified as vacant and/or abandoned, which will result in ten to eighteen (10-18) new units of affordable housing for low- and moderate- income persons.

5— TOWN OF PINE RIDGE SLUM & BLIGHT REMOVAL $9,199

CDBG funds will be used for the demolitions of one dilapidated home. The area is dangerous and attracting an unfavorable interest, endangering public safety in the area.

COUNTY OF LEXINGTON
HOME PROGRAM
Annual Budget
FY 2016-17 Estimated Revenue

Object Code	Revenue Account Title	Actual 2014-15	Received Thru Dec 2015-16	Amended Budget Thru Dec 2015-16	Projected Revenues Thru Jun 2015-16	Requested 2016-17	Recommend 2016-17	Approved 2016-17
	*** HOME Program 2401:**							
	Revenues:							
456100	Program Income	17,160	7,919	19,005	19,005	19,005		
456101	Program Income (Note Receivable)	(17,160)	0	0	0	0		
457000	Federal Grant Income	542,913	322,542	865,749	865,749	479,722		
461150	Interest Income - Notes	3,429	0	0	0	0		
490800	Loan Repayment	0	0	0	0	0		
801000	Cp Trn From the General Fund	36,250	39,000	39,000	39,000	39,000		
	****Total Revenue**	582,592	369,461	923,754	923,754	537,727	0	0
	*****Total Appropriation**				986,614	537,727	0	0
	FUND BALANCE Beginning of Year				465,466	402,606	402,606	402,606
	FUND BALANCE - Projected End of Year				402,606	402,606	402,606	402,606

COUNTY OF LEXINGTON
HOME PROGRAM
Annual Budget
Fiscal Year - 2016-17

Fund 2401
Division: : Community Development
Organization: 181200 - Community Development Administration

Object Code	Expenditure Classification	2014-15 Expend	2015-16 Expend (Dec)	2015-16 Amended (Dec)	2016-17 Requested	BUDGET 2016-17 Recommend	BUDGET 2016-17 Approved
	Personnel						
510100	Salaries & Wages - 1	46,784	22,148	51,369	51,369		
511112	FICA - Employer's Portion	3,438	1,631	3,930	3,930		
511113	State Retirement - Employer's Portion	5,101	2,449	5,599	5,599		
511120	Employee Insurance - 1	7,800	3,900	7,800	7,800		
511130	Workers Compensation	140	66	154	154		
519999	Personnel Contingency	0	0	0	0		
	*** Total Personnel**	**63,263**	**30,194**	**68,852**	**68,852**	**0**	**0**
	Operating Expenses						
520303	Accounting/Auditing Services	0	0	0	0		
520400	Advertising & Publicity	0	0	0	0		
520704	Computer Security & Management Serv	0	0	0	0		
521000	Office Supplies	0	0	0	0		
521100	Duplicating	0	0	0	0		
524000	Building Insurance	0	0	0	0		
524201	General Tort Liability Insurance	75	75	0	0		
524202	Surety Bonds	6	0	0	0		
525000	Telephone	0	0	0	0		
525021	Smart Phone Charges - 1	0	0	0	0		
525041	E-mail Service Charges - 1	0	0	0	0		
525100	Postage	2	0	0	0		
525210	Conference, Meeting & Training Expense	0	0	0	0		
525230	Subscriptions, Dues, & Books	0	0	0	0		
525240	Personal Mileage Reimbursement	0	0	0	0		
525250	Motor Pool Reimbursement	0	0	0	0		
525300	Util / Administration Building	0	0	0	0		
529903	Contingency	0	0	0	0		
	*** Total Operating**	**83**	**75**	**0**	**0**	**0**	**0**
	**** Total Personnel & Operating**	**63,346**	**30,269**	**68,852**	**68,852**	**0**	**0**
	Capital						
540000	Small Tools & Minor Equipment	0	0	0	0		
	All Other Equipment	0	0	0	0		
	**** Total Capital**	**0**	**0**	**0**	**0**	**0**	**0**
	***** Total Budget Appropriation**	**63,346**	**30,269**	**68,852**	**68,852**	**0**	**0**

COUNTY OF LEXINGTON
HOME PROGRAM
Annual Budget
Fiscal Year - 2016-17

Fund 2401
Division: Community Development
Organization - 181201 Community Development Projects

Object Code	Expenditure Classification	2014-15 Expend	2015-16 Expend (Dec)	2015-16 Amended (Dec)	2016-17 Requested	BUDGET 2016-17 Recommend	BUDGET 2016-17 Approved
	Personnel						
510300	Part Time - 1	18,235	0	0	0		
511112	FICA - Employer's Portion	1,397	0	0	0		
511113	State Retirement - Employer's Portion	0	0	0	0		
511120	Employee Insurance	0	0	0	0		
511130	Workers Compensation	55	0	0	0		
519999	Personnel Contingency	0	0	0	0		
	*** Total Personnel**	**19,687**	**0**	**0**	**0**	**0**	**0**
	Operating Expenses						
529903	Contingency	0	0	68,203	37,125		
537138	Community Housing Develop Organization	172,670	214,574	300,292	71,959		
537139	Homeownership Assistance Program	54,401	40,000	63,576	80,000		
537140	Housing Rehabilitation Program	303,019	63,105	343,686	125,000		
537192	Acquisition/Affordable Housing	0	110,455	142,005	154,791		
537225	Acquisition (Note Receivable)	(396,000)	0	0	0		
	*** Total Operating**	**134,090**	**428,134**	**917,762**	**468,875**	**0**	**0**
	**** Total Personnel & Operating**	**153,777**	**428,134**	**917,762**	**468,875**	**0**	**0**
	Capital						
	**** Total Capital**	**0**	**0**	**0**	**0**	**0**	**0**
	***** Total Budget Appropriation**	**153,777**	**428,134**	**917,762**	**468,875**	**0**	**0**

SECTION V - PROGRAM OVERVIEW

Program Overview:

Program – HOME Investment Partnerships Program

Objectives:

The objective of the HOME Investment Partnerships (HOME) Program is to create affordable housing for low-and moderate-income households. The HOME Program provides formula grants to states and localities to fund a wide range of affordable housing activities through a partnership with local nonprofit and for-profit entities. These activities will provide direct assistance to low-income people through building, buying, and/or rehabilitation of affordable housing for rentals, owner-occupied rehabilitation or homeownership. Examples of HOME Program activities include:

- Community Housing Development Organizations (CHDO's)
- Homeowner Rehabilitation
- Homebuyer Activity (Closing Costs and/or Down payment Assistance to Homebuyers)
- Rental Housing (Acquisition and Rehabilitation Assistance to Owners and Developers)
- New construction, reconstruction or rehabilitation of non-luxury housing
- Site Acquisition and Improvement

The staff of the County's HOME Program carry out the objectives and activities of the Program through administration, implementation, and oversight of the Program as established through the regulations of the United States Department of Housing and Urban Development (HUD). These responsibilities include the following:

- Ensuring compliance with applicable regulations
- Maintaining records and files
- Preparing plans and reports
- Managing infrastructure construction and other projects following federal and County guidelines
- Developing and monitoring annual program and individual project budgets
- Analyzing feasibility of potential projects
- Monitoring federal guidelines and recommending changes to the Program as needed

Community Planning and Development (CPD) Notice 92-19 allows for CDBG funds to be expended for program administrative costs, as defined at 24 CFR 570.206(a), (b), and (e), of the Home Investment Partnership Program (HOME). Accordingly, the CDBG Program operating budget (2400) includes some operating expenses for the HOME Program.

SECTION VI – LINE ITEM NARRATIVES

A. SUMMARY OF REVENUES

457000 – FEDERAL GRANT INCOME **$479,722**

The United States Department of Housing and Urban Development (HUD) establishes the annual award for all HOME Investment Partnerships (HOME) Participating Jurisdictions (PJ). The United States Department of Housing and Urban Development (HUD) has released the allocation for FY 2016-17 in the amount of $479,722

801000 – GENERAL FUND **$39,000**

This funding will be provided from the County's general fund and will be used to supplement program administration costs and matching funds for the HOME Program, as required by federal regulations. The HOME Investment Partnerships Program authorizes ten percent (10%) of the allocation for administrative costs. Any amount above the ten percent must be paid for with non-HOME funds. The remainder of the administrative budget will be provided by an administrative cost supplement of approximately $22,250 from the County's general fund. A premise of the National Affordable Housing Act, which authorized the HOME Program, is that local governments must participate in the effort to provide affordable housing to low-income persons. HUD requires that all PJs in the HOME Program have a 25% local match of expenditure of federal HOME funds. Match requirements will first be met through non-federal community resources as identified in project descriptions and, if necessary, through the County's general fund match set aside in the amount of $16,750 for the HOME Program.

SECTION VI. B – PERSONNEL LINE ITEM NARRATIVES

Position	Band
HOME Program Administrator	209

COMMUNITY DEVELOPMENT DEPARTMENT ORGANIZATIONAL CHART

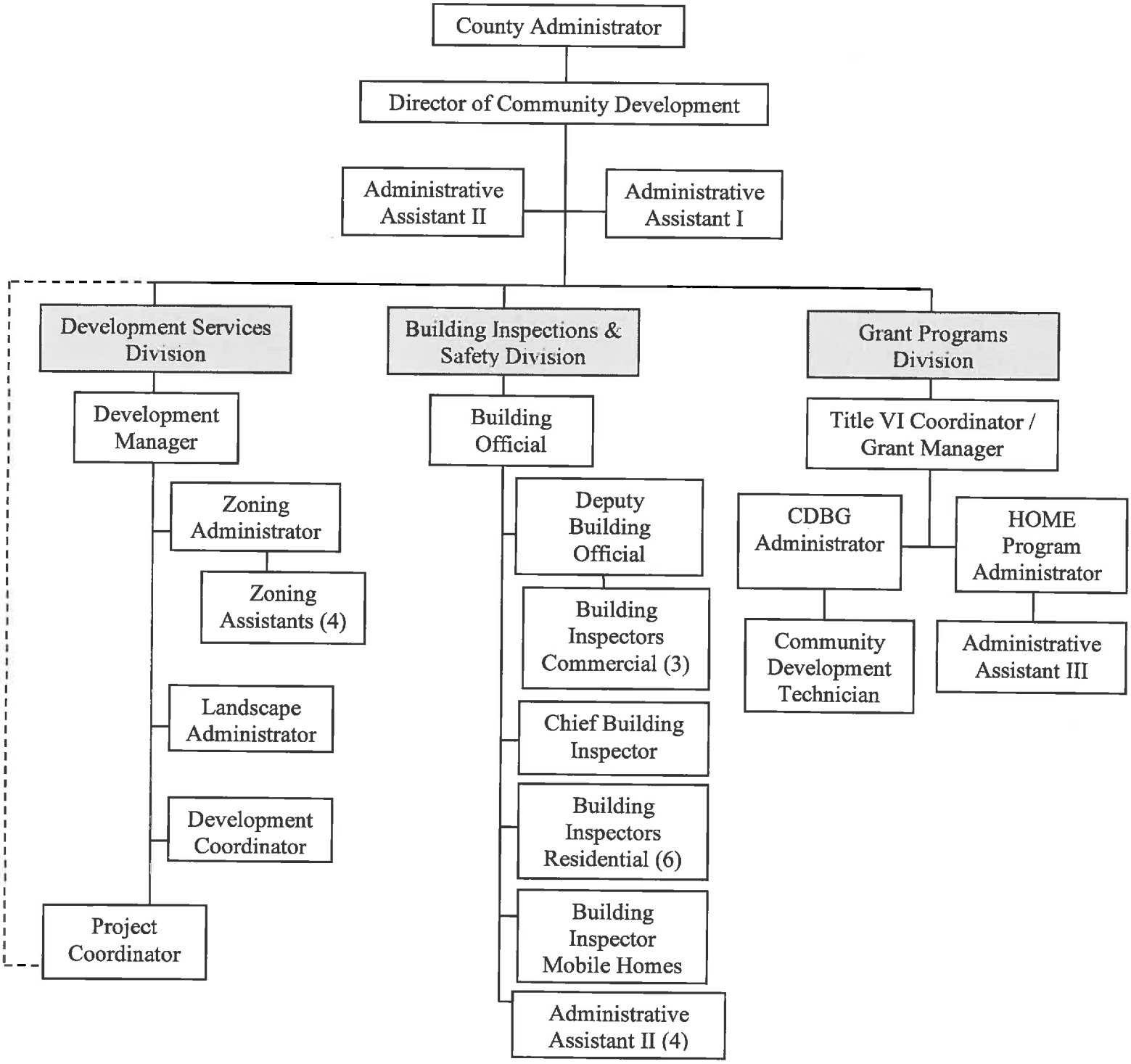

SECTION V.C

OPERATING LINE ITEM NARRATIVES

All operating costs for the HOME Investment Partnerships Program will be provided through Community Development Block Grant funds. Community Planning and Development (CPD) Notice 92-19 allows for CDBG funds to be expended for program administrative costs, as defined at 24 CFR 570.206(a), (b), and (e), of the Home Investment Partnership Program (HOME). Accordingly, the CDBG Program operating budget includes operating expenses for the HOME Program.

2401-181201
HOME INVESTMENT PARTNERSHIPS PROGRAM PROJECTS

Proposed projects for FY 2016-17 are identified below. The total costs are based on preliminary estimates.

529903 – CONTINGENCY **$37,125**

These funds will be set aside from the general fund supplement as required for the federal match contribution. Contingency will be used as needed to address budgetary shortfalls for a project or to address unanticipated project needs. Cost estimates may differ significantly from actual bids and needs may arise during the year not anticipated at the time the budget was developed. Additionally, when projects are completed and do not exhaust all funds, the remaining balances are transferred into this line item.

The National Affordable Housing Act requires the County of Lexington (and all Participating Jurisdictions) to provide affordable housing to low-income persons. Additionally, the U.S. Department of Housing and Urban Development (HUD) requires that the County provide a 25% local match to HOME funds.

537138 COMMUNITY HOUSING DEVELOPMENT ORGANIZATION (CHDO) **$71,959**

HUD requires that a minimum of 15% of the County's HOME funds be set aside for organizations designated as Community Housing Development Organizations (CHDO). Funding allocated for CHDOs may be used for eligible development activities that promote affordable housing activities that are owned, developed, or sponsored by CHDOs. The County has established criteria to certify CHDOs to assist the Community Development Department in accomplishing the goals of the HOME Program. County Staff has certified four organizations as CHDO's for Lexington County.

537139 - HOMEOWNERSHIP ASSISTANCE PROGRAM **$80,000**

The Homeownership Assistance Program will provide down payment assistance and/or closing cost assistance to low-and moderate income first-time homebuyers. Qualifying homebuyers must be employed or must provide income documentation in the form of disability benefits, Social Security benefits, and/or other retirement benefits. Additionally, all qualifying homebuyers must participate in pre-purchase counseling established by the Lexington County HOME Program. The amount of assistance provided will typically not exceed $5,000 per single family dwelling unit. Recapture provisions will be enacted through deferred forgivable loans. Funds will be used to assist approximately 15first-time homebuyers. The specific guidelines of the Homeownership Assistance Program have been developed by HOME Program staff.

537140 HOUSING REHABILITATION PROGRAM **$125,000**

This Housing Rehabilitation Program will assist low- and moderate- income homeowners with qualifying repairs to their primary residence. Funds will be used to assist approximately 5 homeowners with significant repair needs. Dependent upon the types and costs of repairs requested, additional eligible homeowners may be assisted through the Program. Program guidelines are structured to allow repair amounts for each home typically not to exceed $25,000, with limited assistance above $25,000 in certain circumstances. Guidelines for deferred payment loans are included in the specific program policies and procedures. The full guidelines for the Housing Rehabilitation Program have been developed by the Grant Programs staff.

537192 – ACQUISITION/AFFORDABLE HOUSING **$154,791**

This project will continue an existing Lexington County program to acquire and rehabilitate affordable housing for either homeownership or rental activities. Funds can be used in conjunction with the CHDO funding or for non-profit and for-profit subrecipients, owners, developers and sponsors. These funds will be made available through the HOME Program (Fund 2401).

COUNTY OF LEXINGTON
CLERK OF COURT/TITLE IV-D CHILD SUPPORT
Annual Budget
FY 2016-17 Estimated Revenue

Object Code	Revenue Account Title	Actual 2014-15	Received Thru Dec 2015-16	Amended Budget Thru Dec 2015-16	Projected Revenues Thru Jun 2015-16	Requested 2016-17	Recommend 2016-17	Approved 2016-17
	***Clerk of Court Title IV-D DSS Child Support 2410:**							
	Revenues:							
451800	IV-D Transaction Reimbursement	351,103	106,671	360,000	360,000	360,000		
451801	IV-D Incentive Payments	25,130	9,409	24,000	24,000	24,000		
451804	IV-D Prior Year Audit Incentive	42,224	0	37,000	37,000	37,000		
	Other Revenues:							
461000	Investment Interest	770	713	480	480	300		
	**** Total Revenue**	419,227	116,793	421,480	421,480	421,300	0	0
	Total Appropriation:				422,480	422,442	0	0
	FUND BALANCE Beginning of Year				621,366	620,366	620,366	620,366
	FUND BALANCE - Projected End of Year				620,366	619,224	620,366	620,366

COUNTY OF LEXINGTON
CLERK OF COURT/TITLE IV-D CHILD SUPPORT
Annual Budget
Fiscal Year - 2016-17

Fund: 2410
Division: Judicial
Organization: 141100 - Clerk of Court

Object Code	Expenditure Classification	2014-15 Expend	2015-16 Expend (Dec)	2015-16 Amended (Dec)	2016-17 Requested	BUDGET 2016-17 Recommend	BUDGET 2016-17 Approved
	Personnel						
510100	Salaries & Wages - 7	185,903	91,092	235,251	235,251		
510200	Overtime	103	0	0	0		
510300	Part Time - 4 (2.0 - FTE)	1,145	0	58,563	58,563		
511112	FICA - Employer's Portion	13,329	6,548	22,477	22,477		
511113	State Retirement - Employer's Portion	20,407	10,075	32,496	32,496		
511120	Employee Insurance - 7	54,600	27,300	54,600	54,600		
511130	Workers Compensation	562	274	880	880		
511131	SC Unemployment	0	0	0	0		
511213	State Retirement - Empl Portion - Retiree	0	0	0	0		
519999	Personnel Contingency	0	0	0	0		
	*** Total Personnel**	**276,049**	**135,289**	**404,267**	**404,267**	**0**	**0**
	Operating Expenses						
520702	Technical Currency & Support	0	0	0	0		
521000	Office Supplies	0	0	600	555		
522200	Small Equipment Repair & Maint.	0	0	120	120		
523200	Equipment Rental	0	0	0	0		
524201	General Tort Liability Insurance	207	207	213	220		
524202	Surety Bonds - 9	53	0	0	0		
525000	Telephone	1,674	838	1,686	1,686		
525020	Pagers & Cell Phones	0	0	0	0		
525041	E-mail Service Charges - 7	486	243	567	567		
525210	Conference, Meeting & Training Expense	0	0	0	0		
525230	Subscriptions, Dues, & Books	0	0	0	0		
529903	Contingency	0	0	15,027	15,027		
	*** Total Operating**	**2,420**	**1,288**	**18,213**	**18,175**	**0**	**0**
	**** Total Personnel & Operating**	**278,469**	**136,577**	**422,480**	**422,442**	**0**	**0**
	Capital						
540000	Small Tools & Minor Equipment	0	0	0	0		
540010	Minor Software	0	0	0	0		
	All Other Equipment	0	0	0	0		
	**** Total Capital**	**0**	**0**	**0**	**0**	**0**	**0**
	***** Total Budget Appropriation**	**278,469**	**136,577**	**422,480**	**422,442**	**0**	**0**

SECTION V. - PROGRAM OVERVIEW

Summary of Programs:
Program: II- Title IV-D Fund
Objectives:

The Clerk of Court's objective is to insure that the Federal Child Support Enforcement Act, which sets forth a detailed system in which local authorities, Must work together to enforce child support obligations. Insuring the States whose enforcement provisions meet federal guidelines, receive allocated federal funds. Use of Federal Child Support Enforcement Act funds is controlled by the *SC. Code of Laws 20-7-1317*, which provides:

"Notwithstanding existing county funds allocated to the Clerk of Court and federal funds eared By the Clerk of Court under a contract with the Department of Social Services pursuant to Title IV-D of the Social Security Act Must first be used by the Family Court section of the respective Offices of the Clerk of Court provide adequate staff and equipment to implement and operate

To facilitate the "Agreement of Cooperation" entered in with DSS. *To ensure and maintain the federal funds Received by DSS under the federal Child support Enforcement Act be placed in the custody of the county Treasurer, and MUST be maintained as separate, identifiable funds to be used at the discretion of the Clerk of Court to carry out provisions of the state child support code 20-7-1315.* To insure the State law (20-7-1317),

Which clearly states that the Clerk of Court has sole discretion to determine use of the Fund to carry out the Provisions of the 20-7-1315 statute, is observed.

The Clerk's office would like to see more private cases accept the Department of Social Services assistance, which would in turn provide more dollars for the county through the IV-D fund. A continue commitment to excellence in service to the public along with increased child support collection. The ability to provide assistance to all indigent Families in need of legal assistance through the creation of a program specifically designed to assist families in navigating the Family Court system at a minimal fee temporarily paid by the IV-D fund with reimbursement provided through court order. This program alone will assist indigent families in collecting support properly through the court system effectively provided a better way of life

Service Standards:
PROGRAM II (Title IV-D Funds)

Service Level Indicators:	Actual FY 13/14	Actual FY 14/15	Estimated FY 15/16	Projected FY 16/17
	SERVICE LEVELS			
RTSC	12000	13000	14000	15500
Bench Warrants	680	700	800	850
Order of Discharge	450	520	550	600
Orders	5400	5600	5700	6000
Audits & Reviews	5050	6000	7000	7500
Payment History	10000	12000	15000	15500
Transport Orders	180	185	190	200
EARPS	3000	3100	3200	5000
Files Pulled	3300	3600	3700	3800
Aff of Service/Non-Service	4500	4600	4650	4700
Correspondence	400	450	500	750
Telephone	70000	85000	90000	100,000
Summary Report	150/180pg	250/180pg	280/180pg	300/180pg
Fed & State tax Return	100/100pg	110/100pg	120/100pg	150/100pg
Bank Deposit	400	500	600	700
Supp. Housing Appl	975	1100	1200	1300/8pg
Monthly AFDC Report	12/52pg	12/55pg	12/60pg	12/60pg
Monthly Non-AFDC Report	12/90pg	12/93pg	12/95pg	12/95pg
Monthly URESA Report	12/30pg	12/33pg	12/35pg	12/35pg
Monthly Arrearage Report	12/110pg	12/100pg	12/105pg	12/105pg
DSS Bank Report	350/6pg	375/6pg	420/6pg	420/6pg
Filing of Documents	54,000	63,000	64,000	75,000
Court Orders	1480/5pg	11550/5pg	1600/5pg	2000/5pg
Wage Withholding Orders	14,000	15,000	15,500	17,000
Certified Letters	14,000	15,000	15,500	16,000
File Returned Certified Letters	14,000	15,000	15,500	16,000
Input Payers Answer & files	3500	3700	3800	3850
Audit Cases with Companies	550	575	600	650
Talk with CP & NCP regarding	250/mo	325/mo	400/mo	1000/mo
Handle Wage Withholding EARPS From SCDSS	2200	2700	3000	5000
Telephone calls From CP/NCP/Companies	125/day	175/day	200/day	350/day

SECTION VI. - LINE ITEM NARRATIVES

SECTION VI. A - LISTING OF REVENUES

451800 – TITLE IV-D UNIT COST REIMBURSEMENT **$ 360,000.00**

An agreement of Cooperation contract was entered into by and between Clerk Of Court and each county and the South Carolina Department of Social Services. In accordance with section 43-5-235 of the South Carolina Code of Laws (1976 as Amended), DSS will provide to the County fiscal incentives and federal financial participation. These monies will be paid to the County Treasurer on a monthly basis. The Treasurer will deposit these monies into a separate account for the Family Court section of the office of the Clerk of Court for the exclusive use for all activities related to the establishment, collection, and enforcement of child support obligations for the fiscal year in which payments are earned. These funds may be used only by the Family Court section. Monies paid to the county may not be used to replace operating funds of the budget to the family court section. Upon determination by DSS that the Treasurer has failed to comply with the full intent of these finding provisions, DSS may escrow the financial incentive and federal financial participation funds until the county complies or terminate this agreement of cooperation. Funds in this separate account not encumbered for child support activities revert to the general fund of the count at the end of the fiscal year in which they are earned. The average received thus far is **$ 30,000.00 per month.**

451801 – TITLE IV-D INCENTIVE **$ 24,000.00**

The Child Support Enforcement program under Title IV-D of the Social Security Act provides for the payment of incentives to the eligible political subdivision in which child support collections are made. It is treated the same way as the Title IV-D unit cost reimbursement. The Average received thus far for July thru December 2015 has been $2000.00 **per month.**

451804 – IV-D PRIOR YEAR AUDIT INCENTIVE **$ 37,000.00**

The revenue generated from the Prior DSS Yearly Audit

461000 – INVESTMENT INTEREST **$300.00**

Received 300.00 from 7-1-15 to 12-31-15.

SECTION VI. B - LISTING OF POSITIONS

Current Staffing Level:

Job Title	Positions	Full Time Equivalent General Fund	Other Fund	Total	Grade
Delinquent Account Manager	1		1	1	~~12~~ 208
DSS Coordinator	2		2	2	~~8~~ 108
Administrative Asst.II	1		2	2	~~5~~ 105
Administrative Asst.I	1		1	1	~~4~~ 104

These positions require insurance.

SECTION VI. C - OPERATING LINE ITEM NARRATIVES

520702 - TECHNICAL CURRENCY AND SUPPORT **$0**

521000 - OFFICE SUPPLIES **$ 555.00**

To cover routine office supplies , paper, pencils, ribbons, file folders, jury envelopes, direct deposit forms, ach forms, rubber stamps, direct line labels for wage withholding forms, file folders for juvenile cases, batteries, calendars, adding machine tape, evidence folders, Family Court Folders, Toners, etc.

522200-SMALL EQUIPMENT REPAIRS & MAINTENANCE **$120.00**

This account will be used for maintenance and repair on scanners, electric seals, printers, and any other miscellaneous equipment located within the Clerk of Courts office .

523200- EQUIPMENT RENTAL **$ 0**

524201 - GENERAL TORT LIABILITY INSURANCE **$220.00**

This is based on the fee schedule provided by Ed Salyer

524202 – SURETY BONDS **$0**

This is based on the fee schedule provided by Ed Salyer

525000 - TELEPHONE **$1686.00**

This account is used to pay for telephone services for 7 phones with voice mail for employees.

525041 – E-mail Service Charges – 7 @ $6.75 **$567.00**

529903 – CONTINGENCY **$15,027**

Any monies generated from the Title IV-D Cost Reimbursement incentives.

SECTION VI. D - CAPITAL LINE ITEM NARRATIVES

CAPITAL REQUEST

540000 - Small Tools & Minor Equipment **$ 0**

COUNTY OF LEXINGTON
LOCAL EMERGENCY MANAGEMENT PERFORMANCE GRANT (LEMPG)/CERT
Annual Budget
Fiscal Year - 2016-17

Object Code	Revenue Account Title	Actual 2014-15	Received Thru Dec 2015-16	Amended Budget Thru Dec 2015-16	Projected Revenues Thru Jun 2015-16	Requested 2016-17	Recommend 2016-17	Approved 2016-17
	*** Local Emergancy Management Performance Grant/CERT 2480:**							
	Revenues:							
457000	Federal Grant Income	0	3,694	79,862	79,862	81,217		
469100	Gifts & Donations	0	300	300	300	0		
801000	Op Trn for General Fund/Cty Ordinary	0	0	0	0	0		
	**** Total Revenue**	0	3,994	80,162	80,162	81,217	0	0
	*****Total Appropriation**				79,862	81,217	0	0
	FUND BALANCE Beginning of Year				(502)	(202)	(202)	(202)
	FUND BALANCE - Projected End of Year				(202)	(202)	(202)	(202)

COUNTY OF LEXINGTON
LOCAL EMERGENCY MANAGEMENT PERFORMANCE GRANT (LEMPG)/CERT
Annual Budget
Fiscal Year - 2016-17

Fund: 2480
Division: Public Safety
Organization: 131101 Emergency Preparedness

Object Code	Expenditure Classification	2014-15 Expend	2015-16 Expend (Dec)	2015-16 Amended (Dec)	2016-17 Requested	*BUDGET* 2016-17 Recommend	2016-17 Approved
	Personnel						
510100	Salaries and Wages - 1	0	0	15,338	0		
511112	FICA - Employer's Portion	0	0	1,173	0		
511113	State Retirement - Employer's Portion	0	0	1,696	0		
511130	Workers Compensation	0	0	410	0		
	*** Total Personnel**	**0**	**0**	**18,617**	**0**	**0**	**0**
	Operating Expenses						
520200	Contracted Services	0	0	0	37,500		
520800	Outside Printing	0	0	2,500	2,500		
521200	Operating Supplies	0	0	9,474	10,474		
521213	Public Education Supplies	0	0	1,000	2,290		
525000	Telephone	0	0	2,763	2,763		
525030	800 MHz Radio Service Charges - 6	0	1,745	4,814	3,533		
525031	800 MHz Radio Maintenance Charges - 6	0	0	628	398		
525210	Conference, Meeting & Training Expense	0	0	1,000	1,000		
525600	Uniforms & Clothing	0	0	1,500	1,500		
529903	Contingency	0	0	0	0		
	*** Total Operating**	**0**	**1,745**	**23,679**	**61,958**	**0**	**0**
	**** Total Personnel & Operating**	**0**	**1,745**	**42,296**	**61,958**	**0**	**0**
	Capital						
540000	Small Tools & Minor Equipment	0	0	406	700		
540010	Minor Software	0	600	642	642		
	All Other Equipment	0	8,556	36,518			
	(1) Mobile Command Desk				2,000		
	(4) WeatherHawk				15,917		
	**** Total Capital**	**0**	**9,156**	**37,566**	**19,259**	**0**	**0**
	***** Total Budget Appropriation**	**0**	**10,901**	**79,862**	**81,217**	**0**	**0**

SECTION II

COUNTY OF LEXINGTON
Proposed Revenues
Fines, Fees, and Other
Budget FY - 2016-2017

Fund #: 2480 Fund Name:

Organ. #: 131101 Organ. Name: Emergency Managemen

Revenue Code	Fee Title	Actual Fees FY 2015-16	Actual Fees FY 2015-16	Anticipated Fiscal Year Total FY 2016-17	Budget Units of Service	Budget Current Fee	Budget Current Total Estimated Fees FY 2015-16	Budget Proposed Fee Change	Budget Total Proposed Estimated Fees FY 2015-16
466000		$ 71,317	$ 71,317	$ 81,217		$ 81,217	$ 81,217		$ 81,217

SECTION IV

COUNTY OF LEXINGTON
Capital Item Summary
Fiscal Year - 2015-16

Fund # 2480 Fund Title: LEMPG
Organization # 131101 Organization Title: Emergency Management
Program # Program Title: Public Safety

Qty	Item Description	***BUDGET*** 2016-17 Requested Amount
	Small Tools and Minor Equipment	700
	Minor Software	642
4	WeatherHawk Weather Station with Accessories	15917 ~~15,916.51~~
1	Mobile Command Desk	2,000

** Total Capital (Transfer Total to Secti **19,259**

SECTION V – PROGRAM OVERVIEW

EMERGENCY MANAGEMENT DIVISION

Summary of Programs:

Program I - Sara Title III - Superfund Amendments & Reauthorization Act/Citizens Corps Council (CCC)/ Community Emergency Response Team (CERT) / Local Emergency Planning Committee (LEPC)

Program II – Emergency Management

Program I: Sara Title III - Superfund Amendments And Reauthorization Act / Citizens Corps Council (CCC) Community Emergency Response Team (CERT) / Local Emergency Planning Committee (LEPC).

Objectives:

The SARA Program is mandated by federal law under Title III, Emergency Planning and Community Right-to-Know Act of the Superfund Amendments and Reauthorization Act of 1986.

The Citizens Corps Council (CCC) oversees the CERT Program.

The Community Emergency Response Team (CERT) Program provides for the development, training and exercising of CERT located throughout the County.

The Local Emergency Planning Committee (LEPC) and will address matters that pertain to SARA, Title III, Community Right-to-Know pertaining to hazardous materials in the County.

Program II: Emergency Management

Objectives:

This program provides the capability to plan for natural and man-made disasters which may affect the population of Lexington County. Planning is a continuous process and encompasses mitigation, actions taken to prepare for disasters, action to be taken during the event which lessen injuries, and a recovery process which will enable the population to resume normalcy in the shortest amount of time. Specific activities include planning for natural disasters (tornadoes, earthquakes, floods, hurricanes, winter storms, etc.) accidents involving the fixed nuclear facility at the V.C. Summer Nuclear Station, airplane crashes, incidents at the Columbia Metropolitan Airport, and the failure of the Lake Murray Dam. This program also provides a central point for coordination between local government, state and federal assisting agencies in all phases of planning.

With the increased emphasis of Homeland Security at all levels, the Emergency Management community has increased its efforts both in the planning and preparing for response to all hazards and threats to our community. This is evidenced both in the distribution and management of grant funds and in the increased exercising of plans. The Emergency Operations Center is the focal point for decision-making during response events and in training for all hazards both manmade and natural disasters.

SECTION VI. - LINE ITEM NARRATIVES

SECTION VI.A. – LISTING OF REVENUES

No Revenues for this General Fund

SECTION VI.B. – PERSONNEL

Current Staffing Level:

	Full Time Equivalent			
Job Title Positions	General Fund	Other Fund	Total	Grade
Emergency Manager	1.00	0.00	1.00	~~19~~ 213
Assistant Emergency Mgr	1.00	0.00	1.00	~~16~~ 208
TOTAL POSITIONS	3.00	0.00	2.00	

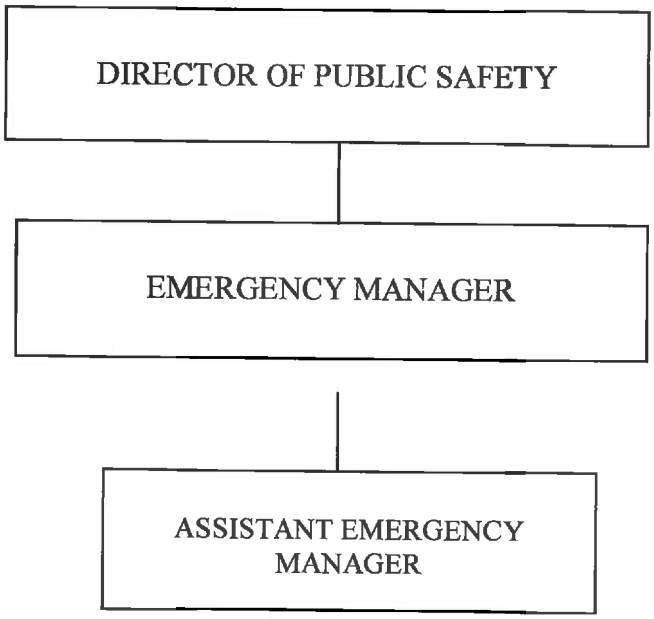

SECTION VI.C. – OPERATING LINE ITEM NARRATIVES

520200 – CONTRACTED SERVICES **$37,500**

PROGRAM 2 – EMERGENCY MANAGEMENT $37,500

This account will allow for a contractor to do a comprehensive update of Lexington County's Emergency Operations Plan (EOP). The EOP is to provide the framework and guidance to protect the citizens of Lexington County. To reduce and mitigate hazards, the EOP will establish both general and specific responsibilities during major emergencies and disasters, or at other times when the Emergency Operations Center (EOC) may be activated. The EOP seeks to facilitate compliance with regulatory requirements of Federal, State, and Local agencies. To accomplish these tasks, a comprehensive update is needed to ensure hazards and risk are properly identified, ranked, and mitigated to the greatest extent possible. This is not designed as a shelf plan, but rather a readable working document that is continuously revised through exercises and departmental evaluation.

520800 – OUTSIDE PRINTING **$2500**

PROGRAM 1 – SARA Title III/Citizen Corps Council/CERT $2500

This account will allow for printing of emergency preparedness public education brochures for distribution to the citizens of Lexington County.

521200 – OPERATING SUPPLIES **$10,474**

PROGRAM 1 – SARA Title III/Citizen Corps Council & CERT $750

This account will be used to purchase operating supplies to include backpacks, reflective vests, etc., for the purpose of supporting the CERT program.

PROGRAM 2 – EMERGENCY MANAGEMENT $9724

This account will be used to purchase operating supplies to support EM/EOC operations to include credentialing supplies, batteries, vests, etc.

521213 PUBLIC EDUCATION SUPPLIES **$2290**

PROGRAM 1 – SARA Title III/Citizen Corps Council & CERT $2290

This account will be used to purchase pens, pencils, educational and awareness supplies to hand out to the public during outreach events. This account has additional funds added to supplement the reduction from the General Fund.

525000 – TELEPHONE **$2763**

PROGRAM 2 – EMERGENCY MANAGEMENT $2763

This account reflects the expenses involved with providing telephone service for the Emergency Management Division as well as the Emergency Operations Center (EOC). This amount reflects the pro-rated chargeback of the basic telephone system and for maintenance of these lines.

2 office phone lines with voice mail at a monthly cost of $40.14 x 12 months = $481.68
9 EOC phone lines without voice mail at a monthly cost of $171.00 x 12 months = $2,052.00
1 fax line at a monthly cost of $19.00 x 12 months = $228.00

525030 – 800 MHZ RADIO SERVICE CHARGES **$3533**

PROGRAM 2 – EMERGENCY MANAGEMENT $3533

This account will cover monthly operations service charges and roaming charges for 6 – 800 MHz radios.
4 radios x $50.84/mo x 12 months= $2440.32
2 radios x $45.49/mo x 12 months = $1091.76

525031 – 800 MHZ CONTRACTED MAINTENANCE **$398**

PROGRAM 2 – EMERGENCY MANAGEMENT $398

This account will cover monthly maintenance costs for 6 - 800 MHz radio.
4 radios x $42.22/yr = 168.88 2 radios x $114.50/yr = 229

525210 – CONFERENCES AND MEETING EXPENSES **$1000**

PROGRAM 1 – SARA Title III/Citizen Corps Council/CERT $1000

This account will cover the costs for supplies and refreshments for Citizen Corps Council and Community Emergency Response Team Members Meetings.

525600 – UNIFORMS & CLOTHING **$1500**

PROGRAM 1 – SARA Title III/Citizen Corps Council/CERT $1500

This account will provide uniforms for the CERT members.

SECTION VI.D. – CAPITAL LINE ITEM NARRATIVES

540000- SMALL TOOLS & MINOR EQUIPMENT **$700**

PROGRAM 1 – SARA Title III/Citizen Corps Council/CERT $700

This account will be used to purchase small tools and minor equipment necessary for the function of the Citizen Corps Council (CERT).

540010 – MINOR SOFTWARE **$642**

PROGRAM 2 – EMERGENCY MANAGEMENT $642

Per GIS - this account is needed to purchase ESRI maintenance on 2 ArcView licenses for the upcoming year.
2 ArcView licenses @ $300/ea = $600 + $42 tax = $642

5A* WEATHER HAWK WEATHER STATION** **$15,917**

This account will be used to purchase (4) Weather Hawk Weather Stations and additional accessories needed for the purpose of providing a better weather picture which will enhance response times in the event of inclement weather.

4 Weather Hawks x 2150/ea = 8,600 + Misc. Parts, Hardware/Software, and accessories =$8,155 + Tax = $1,032.11 + Shipping $140.00 Total = $17,927.11 Less vendor discount of 2010.60 = $15,917

5A**MOBILE COMMAND DESK** **$2,000**

This Command desk is for the Emergency Manager's vehicle and will allow the Emergency Manager to conduct operations in the field similar to the EOC.

COUNTY OF LEXINGTON
DHEC - EMS GRANT-IN-AID
Annual Budget
Fiscal Year - 2016-17

Object Code	Revenue Account Title	Actual 2014-15	Received Thru Dec 2015-16	Amended Budget Thru Dec 2015-16	Projected Revenues Thru Jun 2015-16	Requested 2016-17	Recommend 2016-17	Approved 2016-17
	***DHEC - EMS Grant-In-Aid 2520:**							
	Revenues:							
459100	DHEC - EMS Grant-In-Aid	21,044	0	21,044	21,044	21,044		
461000	Investment Interest	0	0	0	0	0		
801000	Op Trn from General Fund	1,225	0	1,450	1,450	1,450		
	****Total Revenue**	22,269	0	22,494	22,494	22,494	0	0
	*****Total Appropriation**				22,494	22,494	0	0
	FUND BALANCE Beginning of Year				124	124	124	124
	FUND BALANCE - Estimated End of Year				124	124	124	124

Fund: 2520
Division: Public Safety
Organization: 131400 - Emergency Medical Services

Object Code	Expenditure Classification	2014-15 Expend	2015-16 Expend (Dec)	2015-16 Amended (Dec)	2016-17 Requested	*BUDGET* 2016-17 Recommend	2016-17 Approved
	Personnel						
	*** Total Personnel**	**0**	**0**	**0**	**0**	**0**	**0**
	Operating Expenses						
520201	Physical Fitness Program	0	0	0	0		
525210	Conference, Meeting & Training Expense	22,269	0	22,494	22,494		
529903	Contingency	0	0	0	0		
	*** Total Operating**	**22,269**	**0**	**22,494**	**22,494**	**0**	**0**
	**** Total Personnel & Operating**	**22,269**	**0**	**22,494**	**22,494**	**0**	**0**
	Capital						
540010	Minor Software	0	0	0	0		
	All Other Equipment	18,000	0	0	0		
	**** Total Capital**	**18,000**	**0**	**0**	**0**	**0**	**0**
	*****Total Budget Appropriation**	**40,269**	**0**	**22,494**	**22,494**	**0**	**0**

Section V – PROGRAM OVERVIEW

EMERGENCY MEDICAL SERVICES DIVISION
GRANT-IN-AID

The DHEC EMS Grant-in-Aid Program is intended to provide financial assistance to counties to improve and upgrade the EMS system in order to reduce injuries and the loss of life. All DHEC licensed ambulance services that provide emergency treatment and transport services are eligible to receive grant funds. Grant funds are awarded on a 94.5% state / 5.5% county matching fund basis.

SECTION VI.C – OPERATING LINE NARRATIVES

EMERGENCY MEDICAL SERVICES

525210 – CONFERENCE AND MEETING EXPENSES **$22,494**

Funds are needed to train Paramedics in order to implement full staffing.

4 Students @ $5,623.50 = $22,494

COUNTY OF LEXINGTON
ECONOMIC DEVELOPMENT
Annual Budget
FY 2016-17 Estimated Revenue

Object Code	Revenue Account Title	Actual 2014-15	Received Thru Dec 2015-16	Amended Budget Thru Dec 2015-16	Projected Revenue Thru Jun 2015-16	Requested 2016-17	Recommend 2016-17	Approved 2016-17
	***Economic Development 2000:**							
	Revenues:							
417100	Fee In Lieu of Taxes	547	0	572	572	572		
417120	Fee In Lieu of Taxes - Prior Year	0	0	0	0	0		
438905	Cell Phone Sales	0	0	0	0	0		
450000	Rental Income	0	0	0	0	0		
459900	Miscellaneous Payments & Grants	0	0	0	0	0		
461000	Investment Interest	1,331	675	1,526	1,526	1,350		
821000	R.E.T. from General Fund	516,000	524,000	524,000	524,000	524,000		
	****Total Revenue**	517,878	524,675	526,098	526,098	525,922	0	0
	**** Total Appropriation**				914,324	894,521	0	0
	Unused Appropriations							
	Contingency				(40,000)	(40,000)		
	Utilities/Saxe Gotha Industrial Park				(79,817)	(79,817)		
	Certified Sites Program				(128,370)	(128,370)		
	Site Improvement Programs				(73,887)	(73,887)		
	FUND BALANCE							
	Beginning of Year				388,346	322,194	322,194	322,194
	FUND BALANCE - Projected							
	End of Year				322,194	(46,405)	322,194	322,194

COUNTY OF LEXINGTON
ECONOMIC DEVELOPMENT
Annual Budget
Fiscal Year - 2016-17

Fund 2000
Division: Economic Development
Organization: 181100 - Economic Development Projects

Object Expenditure Code	Classification	2014-15 Expend	2015-16 Expend (Dec)	2015-16 Amended (Dec)	2016-17 Requested	BUDGET 2016-17 Recommend	BUDGET 2016-17 Approved
	Personnel						
	*** Total Personnel**	**0**	**0**	**0**	**0**	**0**	**0**
	Operating Expenses						
520103	Landscaping/Ground Maintenance	11,695	13,234	31,309	63,210		
525302	Util/Saxe Gotha Industrial Park	1,021	401	80,619	258,828		
529903	Contingency	0	0	40,000	0		
534278	SC State Museum Foundation	0	0	0	0		
537010	Certified Sites Program	0	0	128,370	0		
537011	Site Improvements Program	0	0	73,887	0		
	*** Total Operating**	**12,716**	**13,635**	**354,185**	**322,038**	**0**	**0**
	**** Total Personnel & Operating**	**12,716**	**13,635**	**354,185**	**322,038**	**0**	**0**
	Capital						
5AD758	Airport Connector STIB Application	0	0	0	0		
	****Total Capital**	**0**	**0**	**0**	**0**	**0**	**0**
	Other Financing Uses						
811000	Op Trn to General Fund/Cty Ordinary	0	0	0	0		
814506	Op Trn to Saxe Gotha Industrial Park	0	0	0	0		
815801	Op Trn to Lex Cty Airport Capital Projects	0	0	0	0		
	****Total Other Financing Uses**	**0**	**0**	**0**	**0**	**0**	**0**
	***** Total Budget Appropriation**	**12,716**	**13,635**	**354,185**	**322,038**	**0**	**0**

SECTION V - PROGRAM OVERVIEW

Summary of Programs:

Program 1 – Economic Development Projects

Program 1: Economic Development

Objectives:

To interface with new industry and current industries to stimulate new investment in Lexington County. This investment involves physical capital. An investment in physical capital, i.e., land, building and infrastructure is central to the continued increased in the tax base of the County. This function is essential to building the communities that the County of Lexington strives to maintain and improve.

The goal is to work cooperatively with the Central SC; the South Carolina Department of Commerce; all the Utilities that serve the County; the various Units of Local Governments that comprise the County and the various Economic Development Allies. Additionally, to actively market and promote the County, internally and externally which would result in the fostering of new investment and job creation.

Service Standards:

a. To assist and advise the County Council, County Administrator and select department heads in all aspects of economic development.
b. To coordinate the economic development efforts with the County's Chief Legal Counsel.
c. To maintain an atmosphere of cooperation and support for industrial development.
d. To foster the creation of new product (industrial sites).
e. To continue to work to market the industrial sites in the County (both new and existing).
f. To sustain an annual plan of action.
g. To provide economic development educational opportunities, to staff, to increase the awareness of market trends, updated web appearance and information, all in an effort to better position and market the County.
h. To respond to the inquiries and needs of companies considering the County for a new location or fulfilling the needs of existing industry wishing to expand.
i. To continue to expand the existing industry call program.

SECTION V1.C. – Operating Line Item Narratives

520103 – LANDSCAPING / GROUND MAINTENANCE/ INDUSTRIAL PARKS **$ 63,210**

This represents the estimated cost of maintaining the landscaping at the following industrial parks.

1. Saxe Gotha Industrial Park
   - Existing Phase 1--$1,350 @ 12 months = $16,200
   - Phase 2—Blanchard Lexington Tract--$635 @ 6 months = $3,810
2. Chapin Business & Technology Park
   - All phases--$3,000 @ 12 months =$36,000
3. Batesburg-Leesville Industrial park
   - All phases--$600 @ 12 months= $7,200

525302—UTILITIES/INDUSTRIAL PARKS **$ 258,828**

This represents the estimated cost of all the utilities of the three industrial parks.

1. Saxe Gotha Industrial Park
   - Sign Lighting / Sprinkler Meters--$135 @ 12 months = $1,620
   - Park Lighting--$5,502.56 @ 12 months = $66,030.72
2. Chapin Business & Technology Park
   - Sign Lighting / Sprinkler Meters--$400 @ 12 months = $4,800
   - Park Lighting--$12,786.55 @ 12 months = $153,438.60
3. Batesburg-Leesville Industrial Park
   - Sign Lighting / Sprinkler Meters--$80 @ 12 months = $960
   - Park Lighting--$2,664.87 @ 12 months = $31,978.44

COUNTY OF LEXINGTON
ECONOMIC DEVELOPMENT
Annual Budget
Fiscal Year - 2016-17

Fund 2000
Division: Economic Development
Organization: 181101 - Economic Development Administration

Object Expenditure Code	Classification	2014-15 Expend	2015-16 Expend (Dec)	2015-16 Amended (Dec)	2016-17 Requested	BUDGET 2016-17 Recommend	BUDGET 2016-17 Approved
	Personnel						
510100	Salaries & Wages - 3	182,405	86,090	181,978	181,978		
510200	Overtime	90	0	0	0		
511112	FICA - Employer's Portion	13,411	6,334	13,921	13,921		
511113	State Retirement - Employer's Portion	19,900	9,522	20,127	20,127		
511120	Employee Insurance - 3	23,400	11,700	23,400	23,400		
511130	Workers Compensation	2,889	1,362	2,878	2,968		
519999	Personnel Contingency	0	0	0	0		
	*** Total Personnel**	**242,095**	**115,008**	**242,304**	**242,394**	**0**	**0**
	Operating Expenses						
520221	Website Service	4,000	4,000	4,000	14,000		
520300	Professional Services	70	0	8,000	8,000		
520400	Advertising & Publicity	23,580	7,157	28,000	20,000		
520500	Legal Services	30,000	14,325	30,000	30,000		
520700	Technical Services	0	0	4,985	3,000		
520704	Computer Security & Management Services	0	0	0	0		
521000	Office Supplies	1,589	357	1,860	1,600		
521100	Duplicating	38	16	50	35		
524000	Building Insurance	80	80	84	85		
524201	General Tort Liability Insurance	608	608	626	626		
524202	Surety Bonds	17	0	0	0		
525000	Telephone	951	475	955	955		
525020	Pagers & Cell Phones	0	0	0	0		
525021	Smart Phone Charges	1,478	591	1,400	1,512		
525041	E-mail Service Charges - 3	243	122	245	390		
525042	SharePoint Service Charges	0	0	0	0		
525100	Postage	450	233	500	500		
525110	Other Parcel Delivery Service	0	0	0	0		
525210	Conference, Meeting & Training Expense	16,000	14,363	15,000	27,200		
525230	Subscriptions, Dues, & Books	970	785	1,315	1,330		
525240	Personal Mileage Reimbursement	4,858	2,626	4,350	5,252		
525250	Motor Pool Reimbursement	0	0	0	0		
525300	Utilities - Administration	8,201	3,307	7,900	7,900		
529903	Contingency	0	0	0	0		
529942	Dedication/Groundbreaking Expenses	0	0	0	0		
534301	Central Carolina Econ. Develop Alliance	105,000	52,500	105,000	105,000		
534303	Riverfront Alliance	51,000	25,500	51,000	51,000		
534310	Greater Cola Chamber of Commerce	0	0	0	0		
534311	Contribution - Cayce Gateway Sign	10,000	0	0	0		
537006	USC Incubator Project	25,000	12,500	25,000	25,000		
537173	Community Open Land Trust (Lex. Greenway Alliance	0	0	0	0		
537190	Engenuity SC	25,000	12,500	25,000	25,000		
537193	Navigating Good to Great Foundation	25,000	0	0	0		
	*** Total Operating**	**334,133**	**152,045**	**315,270**	**328,385**	**0**	**0**
	**** Total Personnel & Operating**	**576,228**	**267,053**	**557,574**	**570,779**	**0**	**0**

COUNTY OF LEXINGTON
ECONOMIC DEVELOPMENT
Annual Budget
Fiscal Year - 2016-17

Fund 2000
Division: Economic Development
Organization: 181101 - Economic Development Administration

Object Expenditure Code	Classification	2014-15 Expend	2015-16 Expend (Dec)	2015-16 Amended (Dec)	2016-17 Requested	BUDGET 2016-17 Recommend	BUDGET 2016-17 Approved
	Capital						
540000	Small Tools & Minor Equipment	109	305	315	400		
540010	Minor Software	0	0	0	350		
	All Other Equipment	597	2,182	2,250	0		
	(2) Samsung Galaxy Tab S 8.4				854		
	(1) Table for Conference Room				100		
	****Total Capital**	**706**	**2,487**	**2,565**	**1,704**	**0**	**0**
	***** Total Budget Appropriation**	**576,934**	**269,540**	**560,139**	**572,483**	**0**	**0**

SECTION V. - PROGRAM OVERVIEW

Summary of Programs:

Program 1 – Economic Development

Program: Economic Development

Objectives:

To interface with new industry and current industries to stimulate new investment in Lexington County. This investment would comprise both human and physical capital. The investment in human capital correlates directly to the creation of job opportunities for the citizens of the County. An investment in physical capital, i.e., land, building and equipment is central to the continued increased in the tax base of the County. Both of these functions are essential to building the communities that the County of Lexington strives to maintain and improve.

The goal is to work cooperatively with the Central South Carolina Alliance; the South Carolina Department of Commerce; all the Utilities that serve the County; the various Units of Local Governments that comprise the County and the various Economic Development Allies. Additionally, to actively market and promote the County, internally and externally which would result in the fostering of new investment and job creation.

Service Standards:

a. a. To assist and advise the County Council, County Administrator and select department heads in all aspects of economic development.
b. To coordinate the economic development efforts with the County's Chief Legal Counsel.
c. To maintain an atmosphere of cooperation and support for industrial development.
d. To foster the creation of new product (industrial sites).
e. To continue to work to market the industrial sites in the County (both new and existing).
f. To sustain an annual plan of action.
g. To provide economic development educational opportunities to staff, to increase the awareness of market trends, updated web appearance and information, all in an effort to better position and market the County.
h. To respond to the inquiries and needs of companies considering the County for a new location or fulfilling the needs of existing industry wishing to expand.
i. To continue to expand the existing industry call program.

	SERVICE LEVELS			
Service Level Indicators:	**Actual FY 12/13**	**Actual FY 13/14**	**Estimated FY 14/15**	**Projected FY 15/16**

SECTION VI. - LINE ITEM NARRATIVES

SECTION VI. A - LISTING OF REVENUES

417100 – Fee in Lieu of Taxes **$ 572**

Based on discussions with Finance Department.

461000 –Investment Interest **$ 1,350**

Based on YTD activity.
YTD activity: $675/6 = $112.50
$112.50 x 12 = $1,350.00

821000 – Residual Equity Transfer from General Fund **$ 524,000**

Based on current year needs.

SECTION VI. B - LISTING OF POSITIONS

Current Staffing Level:

Job Title	Positions	Full Time Equivalent General Fund	Other Fund	Total	Grade
Director	1	1		1	217
Project Manager	1	1		1	209
Administrative Assistant	1	1		1	106
Total Positions	3	3		3	

All of these positions require insurance.

Display organization flowchart:

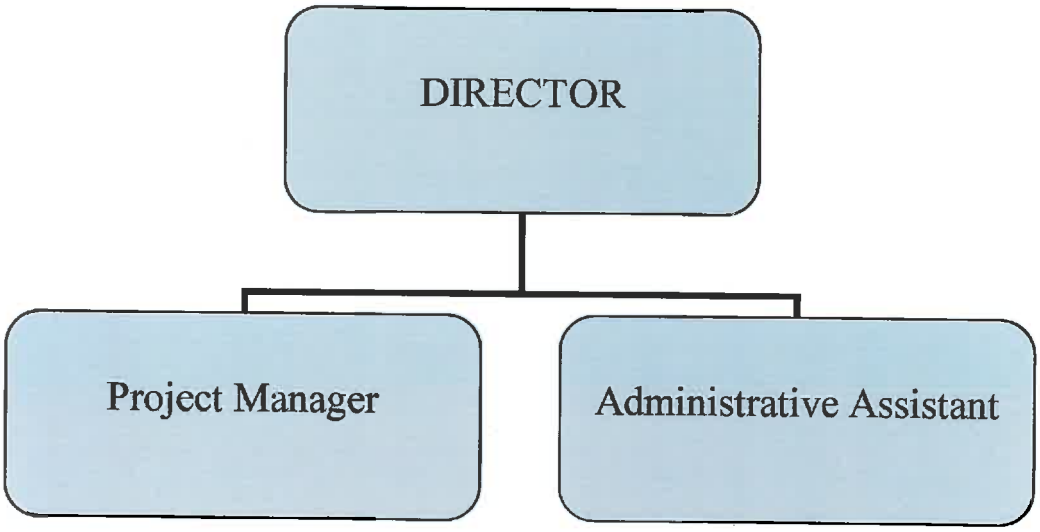

SECTION VI. C - OPERATING LINE ITEM NARRATIVES

520221 – WEBSITE SERVICES **$ 14,000**

This is the cost of the conversion to a mobile application and upgrades to the website	$ 8,000
This is the cost of the annual maintenance and technical support for the website	$ 6,000

520300 – PROFESSIONAL SERVICES **$ 8,000**

To cover the following annual costs:

The continuation of the Existing Industry Call Program and the ongoing strategic Marketing and Recruitment Plan for Economic Development. Plan to include all aspects of marketing and recruitment activities and the potential development of a State Book relationship for comparative demographics against other locations.

520400 – ADVERTISING & PUBLICITY **$20,000**

To cover the following annual costs:

The costs associated with the Industry Appreciation event and the branding of the County to include promotional material and brochures to date based on historical expenses.

Expenses year to date--$15,156

520500 – LEGAL SERVICES **$ 30,000**

To cover the following annual costs:

The costs of legal advice and document preparation on economic development projects and based on YTD and historic activity.

$14,325 / 6 = $2,387.50
$2,388 x 12 = $28,656

520700 – TECHNICAL SERVICES **$ 3,000**

To cover the following annual costs:

The CRM system will have the following features:

- Sales Cloud Professional Edition
  - 3 monthly subscriptions @ $65/month =$195
    - $195 x 12 = $2,340
  - 1 annual support / maintenance plan @ $351.00
- Additional data capture forms.
- Automated servicing features: The new system should auto-generate e-mails / letters based upon rules set forth by Economic Development (i.e. new contact "Welcome" letters and automated "renewal" type correspondence).
- An "event" module that records attendee / sponsorship information
- A tickler feature that allows the user to setup reminders for business events

520704 – COMPUTER SECURITY AND MANAGEMENT SERVICES **$0**

52100 – OFFICE SUPPLIES **$ 1,600**

To cover routine office supplies (paper, pencils, ink cartridges, file folders, notebooks, dividers, envelopes, etc.).

Miscellaneous office supplies based on 3 employees $9.33 x 12=$112.00	$112
Printer / copy paper {4 boxes @ $30.08 = $120.32}	$120
High-yield bundle toner pack {4 bundles @ $342.08} (Cyan, yellow, magenta, black)	$1,368

521100- DUPLICATING **$ 35**

This appropriation covers the cost of making copies of internal work papers, reports, budget forms, procurement forms, finance forms and other documents (Based on 700 copies @ $0.05=$35)

Used 320 through 12/31/15
320 x 2 = 640

524000 – BUILDING INSURANCE **$ 85**

To cover the cost of allocated building insurance per schedule.

525041 – GENERAL TORT LIABILITY INSURANCE **$626**

To cover the cost of general tort liability insurance per the schedule from Risk Management.

524202 –SURETY BONDS **$ 0**

FY 2016-2017 is a non-surety bond year.

525000 – TELEPHONE **$ 955**

This appropriation is to cover all of the telephone services including engagements, and communications with non-local departments within the County. There are 4 lines in the department.

3 existing lines with voicemail x $20.07=$60.21
1 existing line without voicemail x $19.00 = $19.00
$79.21 x 12 months = $950.52

Access charges per FCC order and taxes already included in the $79.21.

525021 – SMART PHONES **$ 1,512**

This appropriation is to cover all of the cellular telephone services and PDA services. There are two cell phones in the department.

2 existing smart cell phones
2 with Hot Spot @ $63 / month x 2 = $126
$126 x 12= $1,512

525041 – EMAIL SERVICE CHARGES **$ 390**

This appropriation is to cover all of the email service charges. There are three email accounts in the department.

3 existing email accounts @ $10.75 per month
$10.75 x3x12 months = $387

525100 - POSTAGE **$500**

To cover the estimated costs of mailing miscellaneous reports and office correspondence.

2 Industry Appreciation mailings—300 pieces @ $0.49 = $294
Normal average monthly mailed pieces =30
30 x $0.49x12 months = $176.40

525110 – OTHER PARCEL DELIVERY **$0**

Delivery by UPS or FEDEX

525210- CONFERENCE & MEETING EXPENSE **$ 27,200**

To cover the costs of attending the National and South Carolina economic development conferences and meetings, the costs of training workshops, local development workshops, personal development workshops and target marketing trips. To maintain technical competence of professional staff to include continuing education hours for staff: SCCED (South Carolina Certified Economic Developer) and CEcD (Certified Economic Developer). Additionally, to cover board meetings for the South Carolina Economic Development Council (SEDC).

Conferences & Meetings:

SCEDA (South Carolina Economic Developers Association Annual Conference) (2 @ $800.00)	$1,600.00
SCEDA (Fall Conference) (2 @450.00)	$900.00
Basic Economic Development Course (1 @ $1,500.00)	$1,500.00
Central SC Alliance / Dept. of Commerce / SC Power Team (Targeted Marketing Trips) (3 @ $5,200.00)	$10,600.00
Southern Economic Development Council Annual Conference (2@ $1,500)	$3,000.00
Southern Economic Development Council Meet the Consultants (2 @ $1,300)	$2,600.00
Southern Economic Development Council Board Meetings (4 @ $1,500.00)	$6,000.00
Miscellaneous local events (i.e. Power Breakfasts, etc.) Power Breakfasts (4@ $200)	$800.00
Administrative Professionals Conference	$200.00

525230 – SUBSCRIPTIONS, DUES, & BOOKS **$ 1,330**

To cover annual membership dues, professional subscriptions and updates, and other related costs including the following:

Memberships:	
SCEDA (2 @ $200)	$400.00
SCEDA web link (1 @ $75.00)	$75.00
SEDC (2 @ $225.00)	$450.00
Leadership Lexington County (1 @ $60.00)	$60.00
IEDC (1@ $345.00)	$345.00

525240 – PERSONAL MILEAGE REIMBURSEMENT **$ 5,252**

To cover reimbursement for use of personal vehicles by the Economic Development Department staff on County business.

Through December 2015--$2,626 / 6 = $437.66/ month
$437.66 x 12 = $5,251.99

525250– MOTOR POOL REIMBURSEMENT **$ 0**

Use of fleet vehicle for Economic Development purposes.

525300 – UTILITIES ADMINISTRATION BUILDING **$ 7,900**

To cover the cost of utility allocation for the administration building based on 2.79% of the building.
Estimated monthly cost of $660 x 12 = $7,900.

534301 – CENTRAL CAROLINA ECONOMIC DEVELOPMENT ALLIANCE **$105,000**

To cover the cost of membership dues--$97,000
To cover the cost of tax transcripts--$8,000

534303 – RIVERFRONT ALLIANCE **$51,000**

To cover the cost of membership dues.

537006 – USC INCUBATOR **$25,000**

To cover a portion of the cost to operate the Incubator.

537190 – ENGENUITYSC **$25,000**

To cover costs to support the Columbia Regional Competitiveness Initiative. The initiative is a 5 year project to grow existing regional business clusters in the Midlands.

SECTION VI. D - CAPITAL LINE ITEM NARRATIVES

CAPITAL REQUEST

540000 – SMALL TOOLS & MINOR EQUIPMENT **$ 400**

To replace calculators, cell phones, and minor equipment

540010 – MINOR SOFTWARE **$ 350**

To purchase software that may be required to maintain the existing industry call program and to create various databases that can be shown before departments.

OTHER EQUIPMENT **$ 954**

- 2 Samsung Galaxy Tab S 8.4 with Android KitKat 4.4 operating system @ $427 =$854.00
- Table for conference room--$100.00

mywebsiteguys
Web. Branding. Interactive

Web Site Design Contract

Client Name: **Lexington County Economic Development Mobile Platform Proposal**

Authorization

The above-named Client, Lexington County Economic Development, (hereinafter referred to as "Client") is engaging MyWebSiteGuys.com LLC as an independent contractor for the specific purpose of designing the following: An updated design and enhancements to the Lexington County Economic Development website to include a responsive design compatible with mobile platforms (the Web Design Package). The site will utilize the current content, domain name and hosting and will include the scope of work listed below. Additional information concerning mobile platforms can be found in Attachment A of this document.

Scope of Work

MyWebSiteGuys.com - Lancaster, SC Scope of Work	Annual Updates/ Tech Support	Design Work	Source Code	Total
Cost of Updates and Tech support for database, website, and mobile versions of the site annually for Year 1. Cost after Year 1 will be set at a rate based on the amount of updates completed during Year 1 with a negotiated fee rate based on total time spent on updates and tech support the prior year. Updates/tech support for the site begins July 1, 2016 and the $6,000.00 payment will be due on that date.	$6,000.00			$6,000.00
Creation of fully compatible responsive design mobile version of the current website to be completed within 30 days of execution of the contract. Payment due prior to commencement of work and execution of the contract.		$8,000.00		$8,000.00
			Total	**$14,000.00**

It is understood that the Lexington County economic development staff will work with MyWebSiteGuys.com to provide needed content, graphics, and images for the website design if needed. This website design contract is by and between and is legally binding between the Lexington County Economic Development (the "Client") and MyWebSiteGuys.com.

Web Hosting, Technical Support, Site Updates, Domain Name

MyWebSiteGuys.com agrees to publish the site to the current hosting plan. MyWebSiteGuys.com will make every effort to work with the hosting company and correct any errors should they arise but the hosting contract is not the responsibility of MyWebSiteGuys.com. The Client understands the hosting plan is with a third party and holds MyWebSiteGuys.com harmless for any period the site is not available due to technical problems with hosting.

It is further understood that MyWebSiteGuys.com will provide one year of technical support and updating for the site per the terms of this contract beginning July 1, 2016 when the current update and technical

support contract is due for renewal. The Client agrees to provide the needed information via e-mail or express mail to MyWebSiteGuys.com in order to complete change orders. MyWebSiteGuys.com will respond with updating the site within 72 hours or less after receiving the request and any text and/or photographs from the Client. After the one (1) year technical support and maintenance agreement has expired, the Client can agree to continue these services at a rate negotiated between the Client and MyWebSiteGuys.com. Annual updates and tech support fees are paid in advance and are due and payable July 1 of each calendar year.

Access To The Server

The Client will provide MyWebSiteGuys.com with all of the necessary address information for the server where the site will be stored and all associated user names and passwords to access the server and load the web site. The Client must provide MyWebSiteGuys.com with access to its hosting account during the contract period.

Services Not Included As Part of the Contract

If the Client's Web Design Package does not include certain features found in their package, the Client will be charged a set price or at an hourly rate. Web Site Maintenance is up to an average of one half hour per regular web page, including updating existing links and making minor changes to an existing sentence or paragraph per month. It does not include replacing 25% or more of the text from a page with new text, page reconstruction, page layout, new pages, guest books, email accounts, additional graphics, or navigation structure changes. Words of text supplied by the Client must be supplied via diskette or email. Web pages of more than the standard allowed amount may be subject to additional fees, especially if the text requires a great deal of formatting. All sound and music files submitted to MyWebSiteGuys.com LLC by the Client must be by floppy disk or CD-ROM. The normal hourly rate for web site redesign work is $75 per hour.

Access to the Account

As the official webmaster for the Client, the Client waives all authority and access to their account. MyWebSiteGuys.com LLC has full authority over the account has "full access" to the Client's pages and content, and any other programs needed for this Web Design Package that are included as part of the Client's service agreement/level. The Client authorizes MyWebSiteGuys.com LLC to place a banner ad or other notice in a designated, visual position in the web site for purposes of exposing MyWebSiteGuys.com LLC services to visitors of the site.

Per the terms of this Agreement, all source files of design and content for this site are the copyright of and owned by MyWebSiteGuys.com unless otherwise purchased by the Client. If the Client chooses to own the site and all source codes, upon receipt of a final negotiated payment, the Client will own all source files and content in the site including all databases, mapping features, and all other enhancements.

Development

This Web Design Package will be developed using Adobe products, Microsoft® technology, Macromedia Dreamweaver, Macromedia Fireworks, and Macromedia Flash. All written materials presented to MyWebSiteGuys.com must be in Microsoft Word format. While MyWebSiteGuys.com LLC will make reasonable efforts to design a functional web site, MyWebSiteGuys.com LLC cannot guarantee that your Web Design will operate properly in AOL, older Microsoft® Internet Explorer versions, text-based browsers, older versions of Netscape Navigator/Communicator or other older web browsers; and any requested special effects that we have advise you against.

Assignment of Web Design Package

MyWebSiteGuys.com LLC reserves the right, and you hereby agree, to assign subcontractors to this Web Design Package to ensure that the terms of this agreement are met as well as on-time completion which is expected to be within 30-days of signing of the contract by the Client and receipt of the signed contract by MyWebSiteGuys.com. Change orders or lack of support from the Client's staff or assigns in providing needed information, photographs and other materials for this web site may necessitate the need to extend the expected completion date. If the Client does not provide all of the required content for the site, MyWebSiteGuys.com at its discretion may bill the client for final payment less 10% if past 90 days.

Copyrights and Trademarks

The Client unconditionally guarantees that any elements of text, graphics, photos, designs, trademarks, or other artwork furnished to MyWebSiteGuys.com LLC for inclusion in the Web Design Package are owned by the Client, or that the Client has permission from the rightful owner to use each of these elements, and will hold harmless, protect, indemnify and defend MyWebSiteGuys.com LLC and its subcontractors from any liability (including attorney's fees and court costs), including any claim or suit, threatened or actual, arising from the use of such elements furnished by the Client. '

Completion Date

MyWebSiteGuys.com LLC and the Client must work together to complete the Web Design Package in a timely manner. We agree to work expeditiously to complete the Web Design Package within 30-days of signing of the contract by the Client and receipt of the contract by MyWebSiteGuys.com. It will be the responsibility of MyWebSiteGuys.com LLC and its assigns to edit, design and layout the copy and other materials needed to complete the web site in the specified amount of time. It will be the responsibility of the Client or its assigns, to provide needed text, data, other information, photographs, and other materials needed by the staff at MyWebSiteGuys.com LLC to complete the project.

Package Delivery

The final web site design package will be published to the web site address chosen by the Client, provided such domain name is available for purchase and use on the internet. Once the site has been completed to the satisfaction of the Client, the site will be programmed for public viewing on the internet. Upon completion and delivery of the site, any outstanding balance of the service fee will be due and payable before the site is published to the internet.

Electronic Commerce Laws

The Client agrees that the Client is solely responsible for complying with any laws, taxes, and tariffs applicable in any way to the Web Design Package or any other services contemplated herein, and will hold harmless, protect, and defend MyWebSiteGuys.com LLC and its subcontractors from any claim, suit, penalty, tax, fine, penalty, or tariff arising from the Client's exercise of Internet electronic commerce and/or any failure to comply with any such laws, taxes, and tariffs.

Web Design Package Copyright

Copyright to the finished web design site produced by MyWebSiteGuys.com LLC will be owned by MyWebSiteGuys.com unless otherwise purchased by the Client. The Client will be assigned rights to use the Web Design Package as a web site and marketing materials, once final payment under this agreement and any additional charges incurred have been paid. Rights to photos, graphics, source code, work-up files, and computer programs will be transferred to the Client upon final payment for services and prior to publication if the Client chooses to own the site and all source files. MyWebSiteGuys.com LLC and its subcontractors retain the right to display graphics and other Web design elements as examples of their work in their respective portfolios. All Web Design Packages will contain a copyright/legal statement with a link and/or banner.

Payment

Payments must be made promptly based on the terms of this Web Site Design Package. MyWebSiteGuys.com LLC reserves the right to remove any Web Design Package from viewing on the Internet until final payment is made. In case collection proves necessary, the Client agrees to pay all fees (including all attorney's fees and court costs) incurred by that process. This agreement becomes effective only when signed by MyWebSiteGuys.com LLC. Regardless of the place of signing of this agreement, the Client agrees that for purposes of venue, this agreement was entered into in York County, South Carolina, and any dispute will be litigated or arbitrated in York County, South Carolina and the Client hereby consents to the personal jurisdiction of the South Carolina State Courts. Furthermore, the Client waives any right to or claim of sovereign immunity.

Payment Schedule

Payment for services provided shall be made in accordance with the conditions contained in this contract and any attachments, attached hereto and made a part of this agreement hereof. Notwithstanding any prices listed in literature or on Web pages, the Client and MyWebSiteGuys.com LLC agree that the services described in this contract, and any attachments, shall be completed for the following amounts according to the Scope of Work presented in this contract:

The cost of the web site enhancements and ownership of the source code as hereby agreed to by the Client is for Fourteen-Thousand Dollars ($14,000.00). This includes an initial payment due of Eight-Thousand Dollars ($8,000.00) upon execution of the contract and a payment of Six-Thousand Dollars ($6,000.00) due and payable on July 1, 2016 for technical support and updates for the site.

Legal Notice

Notwithstanding anything to the contrary contained in this contract, neither MyWebSiteGuys.com LLC nor any of its agents, warrant that the functions contained in the Web Design Package will be uninterrupted or error-free. The entire risk as to the quality and performance of the Web Design Package is with the Client. In no event will MyWebSiteGuys.com LLC be liable to the Client or any third party for any damages, including, but not limited to, service interruptions caused by Acts of God, the Hosting Service or any other circumstances beyond our reasonable control, any lost profits, lost savings or other incidental, consequential, punitive, or special damages arising out of the operation of or inability to operate this Web Design Package, failure of any service provider, of any telecommunications carrier, of the internet backbone, of any internet servers, your or your site visitor's computer or internet software, even if MyWebSiteGuys.com LLC has been advised of the possibility of such damages. If the hosting service has FrontPage®98 extensions installed and the extensions are not configured correctly to support publishing/FrontPage®98 functionality, MyWebSiteGuys.com LLC charges at its then hourly rate for the effort involved to resolve whatever problems may arise. If the Client request to change the Hosting Service, MyWebSiteGuys.com LLC charges at its then current hourly rate to publish the site.

This Agreement

This agreement constitutes the sole agreement between MyWebSiteGuys.com LLC of and the Client regarding this Web Design Package. Any additional work not specified in this contract or any other amendment or modification to this contract must be authorized by a written request signed by both Client and MyWebSiteGuys.com LLC. All prices specified in this contract will be honored for 3 months after both parties sign this contract. Continued services after that time will require a new agreement.

The undersigned hereby agree to the terms, conditions and stipulations of this agreement on behalf of his or her organization, business or self. This Agreement constitutes the entire understanding of the parties. Any changes or modifications thereto must be in writing and signed by both parties.

AGREED TO:
Client

By_____ Date _____

Name:_____ Title:_____

Duly Authorized
MyWebSiteGuys.com LLC

By Allen K. Tunnell Date February 1, 2016
Allen K. Tunnell
It's Authorized Representative

salesforce.com, inc.
San Francisco, CA 94105
United States

ORDER FORM for County Of Lexington
Offer Valid Through: 1/29/2016
Proposed by:Pamela Harrington
Quote Number: Q-00267513

ORDER FORM

Address Information

Bill To:
212 S Lake Dr
Lexington
SC, 29072-3437
US - United States

Ship To:
212 S Lake Dr
Lexington
SC, 29072-3437
US - United States

Billing Company Name: County Of Lexington
Billing Contact Name: Tiffany Jaspers
Billing Email Address: tjaspers@lex-co.com

Billing Phone: (803) 785-6822
Billing Fax:
Billing Language: English

Terms and Conditions

Contract Start Date*: 2/1/2016
Contract End Date*: 1/31/2017
Billing Frequency: Annual

Payment Method: Check
Payment Terms: Net 30
Billing Method: Email

Services

Services	Order Start Date*	Order End Date*	Order Term (months)*	Monthly/ Unit Price*	Quantity	Total Price
Sales Cloud - Professional Edition	2/1/2016	1/31/2017	12	USD 65.00	3	USD 2,340.00
Premier Success Plan (Support)	2/1/2016	1/31/2017	12	USD 29.25	1	USD 351.00
						Total: USD 2,691.00

Central SC
Business Friendly. Business Ready.

A 1201 Main Street Suite 100
Columbia, SC 29201

W centralsc.org

P (803) 733-1131

February 2, 2016

Joe G. Mergo, III
County Administrator

Charlton L. Whipple, SCCED
Economic Development Director

Lexington County
212 South Lake Drive
Lexington, SC 29072

Dear Joe and Chuck,

The Central South Carolina Alliance is pleased to submit to the Lexington County Council our annual budget request for 2016-2017. Our request for funding is $97,000 and $8,000 for company performance transcripts, for a total of $105,000. We would truly appreciate your consideration in increasing the annual allocation to $128,000 (inclusive of transcripts) to match the City of Columbia's investment. We would welcome the opportunity to meet with you at your convenience to discuss this request.

Included in this package is a draft budget for FY2016-17. This budget is an early draft document and has not been formally presented to the Board of Directors. I have also included our Annual Report.

On behalf of the Board of Directors and the staff of the Central SC Alliance, it is an honor to represent Lexington County and its citizens. Please feel free to contact me if there are any questions regarding this request.

Sincerely,

Mike Briggs

G. Michael Briggs
President and CEO

Central SC
Business Friendly. Business Ready.

	2016-2017 Annual Budget
Ordinary Income/Expense	
Income	
Public Sector	
4010 · City of Columbia	120,500.00
4020 · Fairfield County	72,000.00
4030 · Kershaw County	72,000.00
4040 · Lexington County	97,000.00
4050 · Newberry County	72,000.00
4060 · Richland County	97,000.00
4070 · Calhoun County	72,000.00
4077 · Orangeburg County	72,000.00
4079 · Clarendon County	72,000.00
4090 · McCormick County	36,000.00
Total Public Sector	782,500.00
4110 · Business Community	530,000.00
4111 · Investor Initiative	50,000.00
4115 · Sponsorships	10,000.00
4120 · Interest	1,000.00
4135 · Contract Services	11,000.00
4140 · Grants Revenue	600,000.00
Total Income	1,984,500.00
Gross Profit	1,984,500.00
Expense	
Personnel Services	
5010 · Salaries & Wages	910,000.00
5050 · Part-Time Temporary	25,000.00
5005 · Reimb C100 Employee Costs	-40,000.00
5020 · Benefits Payroll/Taxes	
5021 · Medicare/FICA Expenses	60,625.00
5022 · SUTA/FUTA Expenses	1,800.00
5024 · Company Paid Health & Life Insu	66,942.00
Total 5020 · Benefits Payroll/Taxes	129,367.00
5030 · Retirement	63,700.00
5045 · Commissions Paid	6,000.00
Total Personnel Services	1,094,067.00
Operating Expenses	
5135 · Wireless Communications	18,600.00
5100 · Office Supplies	15,600.00

DRAFT

Central SC
Business Friendly. Business Ready.

	2016-2017 Annual Budget
5110 · IT, Copies & Printing	29,868.00
5120 · Postage & Mailing	3,360.00
5130 · Telephone	8,628.00
Total Operating Expenses	76,056.00
Overhead	
4083 · Bad Debt Expense	10,000.00
5900 · Rent	117,792.00
5910 · Audit	7,300.00
5920 · Payroll & Benefits Administrati	5,677.00
5930 · Insurance Services	11,841.00
5945 · Parking	2,480.00
5955 · Service Charge Expenses	300.00
5960 · Depreciation	48,000.00
Total Overhead	203,390.00
Executive & Administration	
5220 · Subscriptions	340.00
5240 · Membership & Dues	9,536.00
5250 · Conferences & Meetings	7,260.00
5270 · Business & Public Relations	8,400.00
5293 · Vehicle Maintenance	860.00
5292 · Gas, Oil, etc.	4,800.00
5230 · Vehicle Mileage & Parking	1,260.00
5290 · Vehicle Insurance/Taxes	4,073.00
5291 · Vehicle Leasing	9,000.00
Total Executive & Administration	45,529.00
Research & Economic Development	
5400 · Operating Supplies	6,534.00
5415 · Office Equipment & Maintenance	15,000.00
5420 · Subscriptions	15,598.00
5430 · Contract Services	30,000.00
5500 · Membership & Dues	4,420.00
5510 · Conf, Training, Profess Develop	7,260.00
5530 · Prospect Material/Entertainment	20,000.00
5450 · Vehicle Leasing	16,512.00
5460 · Gas, Oil, etc.	9,000.00
5470 · Vehicle Maintenance	1,736.00
5480 · Vehicle Insurance/Taxes	7,667.00
5490 · Vehicle Mileage & Parking	500.00
Total Research & Economic Development	134,227.00

DRAFT

Central SC
Business Friendly. Business Ready.

	2016-2017 Annual Budget
Marketing	
5721 · Advertising and Direct Mail	35,000.00
5630 · Subscriptions	1,348.00
5640 · Contract Services	150,000.00
5680 · Membership & Dues	4,001.00
5690 · Conferences & Meetings	5,200.00
5710 · Events & Announcements	40,000.00
5770 · Marketing Trips	149,000.00
5674 · Vehicle Maintenance	750.00
5673 · Gas, Oil, etc.	2,724.00
5672 · Vehicle Insurance/Taxes	1,741.00
Total Marketing	389,764.00
Investor/Public Relations	
6030 · Events	23,400.00
6015 · Mileage Reimbursement	600.00
6020 · Membership	1,090.00
6025 · Conference & Meetings	5,000.00
6040 · Collateral and Materials	5,499.96
Total Investor/Public Relations	35,589.96
Total Expense	1,978,622.96
Net Ordinary Income	5,877.04
Net Income	**5,877.04**

DRAFT

THE RIVER ALLIANCE

January 26, 2015

Mr. Charlton L. Whipple
Economic Development Director
Lexington County
212 S. Lake Drive
Lexington, South Carolina 29072

Dear Mr. Whipple:

The River Alliance requests Lexington County's support in the FY 2016-2017 budget. This is under the terms of the Agreement of The River Alliance, executed by River Alliance and Lexington County (et. al.) in February of 1995. We are requesting a total of $51,000.00 for the budget year, payable quarterly.

Enclosed is our draft budget for 2016-2017, showing:

- all funding sources anticipated, including, in addition to Lexington County, Richland County, the City of Cayce, the City of Columbia and the City of West Columbia, and private funding;
- detailed utilization of the funding.

In addition, the River Alliance has applied for a $67,800.00 grant from the National Park Service American Battlefield Protection Program for additional archeology around Congaree Creek in Lexington County.

The River Alliance is privileged to serve both Lexington and Richland Counties . The two most visible Lexington projects are the Three Rivers Greenway in Cayce and West Columbia, and the evolving "12,000 Year History Park" in Cayce. Our serviced population is the total population of both counties and the ever increasing number of visitors.

Lexington County is a founding member of the Alliance and Lexington County Council is represented on the Alliance board by two members of Council and two additional citizen appointments. This structure promotes clear understanding of the County goals and needs, and their alignment with the work plan of the Alliance. For this year we will continue to provide river access to the residents of Lexington County via the regional Three Rivers Greenway project. The I-26 Saluda Crossing from Lexington to Richland County , initially funded by Alliance request, is in design. The Phase 1 of the Saluda Riverwalk (funded by Richland County) , three miles of Greenway, will move from design to construction. The Island Project, funded by private donation, will move to design. All will become part of the regional Three Rivers Greenway and be available to the citizens of Lexington County at no cost. This public access to water continues to be extremely popular.

400 Rivermont Drive • Columbia, South Carolina 29210 • Ph (803) 765-2200 Fax (803) 765-9600 • www.riveralliance.org

As always, if you have any questions about this grant request, or on any other matter, please feel free to call me at 765-2200.

Regards,

Michael T. Dawson
Chief Executive Officer

Enclosures: 2016-2017 River Alliance Draft Budget
River Alliance Agreement

Cc: Todd Cullum
Debra Summers
Joe Mergo, III

R r Alliance Draft Budget FY 17

INCOME

Annual Government Grant Income	
Lexington County	$51,000
Richland County	$53,295
City of Cayce	$10,000
City of Columbia	$50,000
City of West Columbia	$10,000
Total - Annual Govt Grant Income	**$174,295**

Fundraising Income	
Corporate Contributions	$50,000
Total Fundraising Income	**$50,000**

Other Income	
Project Reimbursed Expenses	$25,000
Project Administration	$20,000
Project Marketing/Public Information Reimbursed Expenses	$5,000
Interest Income	$500
Other Income	$500
Total - Other Income	**$51,000**

INCOME	
Annual Government Grant Income	**$174,295**
Fundraising Income	**$50,000**
Other Income	**$51,000**
TOTAL INCOME	**$275,295**

R r Alliance Draft Budget FY -17

EXPENSES

Structural/Personnel Expenses	
Payroll	$120,000
Employee benefits and taxes	$36,000
Total - Structural/Personnel Expenses	$156,000

Operating Expenses	
Bank Charges	$150
Audits/Reports	$2,000
Bookkeeping/Accounting Specialists	$1,800
Company Vehicle/Mileage	$2,000
Computer Software	$1,000
Computer - Network & Maintenance	$1,000
Dues & Subscriptions	$780
Education	$700
Equipment Lease/Rental	$5,000
Insurance	$5,343
Legal	$3,000
Licenses, Permits, Registrations	$787
Office Furniture	$500
Office Supplies	$4,000
Postage & Delivery	$1,000
Rent	$3,000
Office Services	$2,000
Repairs & Maintenance	$750
Telephone & Internet	$6,240
Travel & Conferences	$3,000
Director's Discretionary Funds	$1,000
Total - Operating Expenses	**$45,050**

Program Expenses	
Fundraising	$1,000
Marketing/Public Information	$10,800
Professional Services/Costs	$25,000
Three Rivers Greenway	$15,000
River Recreation & Protection	$2,500
12000 Year History Park	$15,000
Total - Program Expenses	**$69,300**

EXPENSES	
Structural/Personnel Expenses	**$156,000**
Operating Expenses	**$45,050**
Program Expenses	**$69,300**
TOTAL EXPENSES	**$270,350**
TOTAL SURPLUS/DEFICIT	**$4,945**

AGREEMENT OF THE RIVER ALLIANCE

PREAMBLE: The Broad, Congaree, and Saluda Rivers are unique strategic assets of the Central Midlands Metropolitan Area. Through consensus planning they can provide benefits to the citizens of Lexington and Richland Counties that rival any in the nation. From such cooperative efforts, the citizens of this area can experience expanded cultural richness; increased protection and appreciation for our environmental bounty; a clearer understanding of our shared history; enhanced recreational opportunities; more safe secure residential areas; and additional economic opportunities. Traditional political and organizational boundaries should not be barriers to accomplishing those goals. This agreement creates an alliance to transcend traditional constraints. This River Alliance will conduct community planning, focus coordinated effort and resources on priorities and goals, and provide a guide for progress toward our collective success. The signatories commit their continuing support and cooperation to the River Alliance. Each signatory brings unique assets and strengths to this endeavor. Each will honor the planning priorities arrived at through their joint efforts in the River Alliance, while retaining their individual responsibility to their separate domains. This collaborative approach to regional planning and development will benefit our combined metropolitan community and will serve as a model for others to emulate. We will act together now to set the stage for the next century.

THE FOUNDING PARTIES: The following entities join in the creation of The River Alliance:

A) The County of Lexington (by and through its County Council);

B) The County of Richland (by and through its County Council);

C) The City of Cayce (by and through its City Council and Mayor);

D) The City of Columbia (by and through its City Council and Mayor);

E) The City of West Columbia (by and through its City Council and Mayor);

F) The Riverbanks Park (by and through its Commission);

G) The Central Midlands Regional Planning Council (by and through its governing board);

H) The Columbia Development Corporation (by and through its governing board);

I) The West Metro Development Corporation (by and through its governing board);

J) The Greater Columbia Chamber of Commerce (by and through its governing board);

K) The State of South Carolina (by and through the Budget and Control Board); and

L) The University of South Carolina (by and through its President).

NOW THEREFORE, the said parties enter into this AGREEMENT and agree as follows:

1. The Creation of The River Alliance. By this Agreement the parties hereto establish a consortium of public and private entities for the planning and development of the river assets, to be called THE RIVER ALLIANCE.

2. The Organizational Objective. The objective of the River Alliance is to maximize the benefits derived from our strategic river assets for the citizens of the region. This will be accomplished by coordinated planning, execution, and definition of citizen and community needs. The results will be facilities and services that enhance the cultural, environmental, historical, recreational, residential and economic dimensions of the river assets.

3. Membership. The members of The River Alliance are those entities designated as founding parties, together with certain ex-officio members noted below.

4. The Board of Directors. The Board of Directors of The River Alliance shall be composed of members appointed as follows:

a) The Chair of the Lexington County Council shall serve or appoint one member from County Council; shall appoint one Lexington County resident from the private sector; and shall appoint one additional member from either sector;

b) The Chair of the Richland County Council shall serve or appoint one member from County Council; shall appoint one Richland County resident from the private sector; and shall appoint one additional member from either sector;

c) The Mayor of the City of Cayce shall serve or appoint one member from the city council and appoint one resident of the City of Cayce from the private sector;

d) The Mayor of the City of Columbia shall serve or appoint one member from the city council; shall appoint one resident of the City of Columbia from the private sector; and shall appoint one additional member from either sector;

e) The Mayor of the City of West Columbia shall serve or appoint one member from the city council and appoint one resident of the City of West Columbia from the private sector;

f) The Board of the Riverbanks Park Commission shall appoint one member;

g) The Board of the Central Midlands Regional Planning Council shall appoint their chairman or one other member;

h) The Board of the Columbia Development Corporation shall appoint their chairman or one other member;

i) The Board of the West Metro Development Corporation shall appoint their chairman or one other member;

j) The Board of the Greater Columbia Chamber of Commerce shall appoint one member;

k) The President of the University of South Carolina shall serve or appoint one member.

l) Ex-officio Members. (These members of the board shall not have voting authority):

(i) The Executive Director of the South Carolina State Budget and Control Board shall serve or shall appoint one member.

(ii) The South Carolina Electric and Gas Company, as one of the largest landowners on the Broad, Congaree and Saluda Rivers, by its President may appoint one ex officio member to the Alliance Board; and

(iii) The Guignard Partnership representing a group of private landowners in the Rivers Alliance area may appoint one ex officio member to the Alliance Board.

5. Duties, Terms and Eligibility of the Board of Directors. The Board of Directors shall oversee all operations of the River Alliance and set the strategy and operating procedures. Appointed members shall be selected to serve three year terms pending adoption of formal by-laws. Appointees should be selected with the

full cognizance that their duties and responsibilities will be time consuming, particularly during the initial three year period.

Appointment consideration should be given to maintaining a balance of businesses, occupations, geographical and population representations.

6. The Chair and Executive Committee of the River Alliance. The Chair of the River Alliance shall be elected by the Board from among the private sector members. The Board of Directors shall also elect a vice chair. Four other Board members will be selected by the Board to form an executive committee. This Committee shall oversee the day to day operations of the River Alliance. With regards to the composition of the Executive Committee, selection consideration should be given to maintaining a geographical balance and to reflect the region's racial diversity.

7. River Alliance Committees. The Board of Directors of the River Alliance will organize committees to perform required tasks. Chairs of such committees will be appointed by the Chair of the River Alliance, and unless chosen from the voting Board membership, will be non-voting members of the Board.

8. River Alliance Employees. River Alliance employees shall report to and be accountable to the River Alliance Board of Directors.

9. Facilities. The River Alliance shall initially be housed in the offices of the Central Midlands Regional Planning Council. On an interim basis, the Council will provide the River Alliance with a level of support and services equivalent to that provided to other departments and divisions of the Council. The Council will provide Geographic Information System support, demographic data and other technical resources necessary to support the integrated planning effort. On an interim basis, the Council will provide accounting and postal services, telephone receptionists, communications and public relations, printing services, meeting rooms and other amenities. The River Alliance will provide reimbursement for telephone services, annual audit fees, and all other items above the normal level of internal Council service.

10. Duties and Tasks of the River Alliance. Specific tasks and responsibilities for the Alliance are:

a) The organization and establishment of a process for river asset planning including the definition of the geographic area to be encompassed by the River Alliance, a review of existing plans and projects and implementation of a process for comprehensive citizen and community input. This plan will define a set of needs and solutions, be they organizational, facility, or service based, and perform cost-benefit analysis to evaluate solutions.

b) The use of the planning process to prioritize solutions. The presentation of a comprehensive prioritized set of requirements that are time phased. Where capital or operating funds are required, develop potential resource strategies. Recommend implementation priorities and specific action agents, i.e. the organization charged with accomplishing the specific task.

c) A provision for annual update, maintenance and review of the Plan as part of the follow through process.

d) The development of alternative funding sources, with the public and private financing necessary for support.

e) Accountability to the governmental funding units for the expenditure of public appropriations.

f) The implementation of an annual action plan outlining key events and programs.

g) The collection and expenditure of all funds.

h) The Committees deemed necessary are:

(1) A Landowners Committee. Membership open to interested and concerned landowners within the geographic area of concern to the Alliance. Provide information, access, and the ability to participate in the process.

(2) A Land Management and Design Committee. This committee will develop recommendations for the delineation of the geographic area to be subject to this agreement. It will make recommendations on land use development controls and incentives, to include recommendations for cross jurisdictional agreements on zoning codes that specify land use and type of construction. As needed this committee should develop a guide for specific areas and design requirements for types of facilities.

(3) A Public Awareness and Information Committee. Initial and continued public involvement is critical to the process. This committee will coordinate the public information activities of the signatories to enhance the effort.

(4) An Economic Analysis, Cost Benefit Committee. It is anticipated that there will be multiple competing solutions that can potentially meet some community requirements. This committee should define the potential benefits and costs of each such solution. Further analysis can be developed as a service requirement and presented as a requirement for funding.

(5) A Resource and Programming Committee. This committee will investigate and solicit any and all potential sources of funding. It will develop a common budget and

programming format so that River Alliance Board recommendations to the individual signatories can be submitted in a compatible format. Seek out any and all sources of funding: grants, federal, state money, foundations, private sector. It will plan and lay out a set of requirements for the ensuing budget years.

i) The documentation and recordation of the cooperative efforts for use as a case study in communities across the nation. The establishment of liaison with regional or national efforts and the exchange of professional information. Showcase this effort wherever and whenever appropriate.

j) Provide the long term and focus and follow up necessary for execution of the plan and attainment of its objectives.

11. Funding of the River Alliance.

a) The County of Lexington, the County of Richland, and the Cities of Cayce, Columbia, and West Columbia, South Carolina shall fund the operations of the River Alliance. The budget for fiscal year 1995 is shown on the attached Addendum 1. Funding shall be provided from sources other than ad valorem property taxes, unless the funding is voted upon as a part of the annual budget by each political subdivision electing to fund the Alliance budget from tax revenue. Signatories are committed to the support necessary to accomplish the organizational objectives.

b) The River Alliance shall conduct additional fund raising programs as deemed appropriate.

c) All funds raised shall be for the use and benefit of the River Alliance. The expenditures of these funds shall be made for such purposes as may benefit the goals of the River Alliance.

12. Government Support in Kind. Staff support deemed necessary and appropriate will be requested through the appropriate City Manager, County Manager, or Executive Director.

13. River Alliance Accounting.

a. On an interim basis, Central Midlands Regional Planning Council agrees to provide accounting, bookkeeping and other services to the River Alliance in a manner acceptable both to the Board of Directors of the River Alliance and to the Council.

b. The River Alliance shall render accounts at least semi-annually to the parties to this agreement, showing receipts and disbursements of funds and other pertinent information relating on its financial condition and its activities and shall obtain an annual financial audit prepared by a Certified Public Accountant.

14. Program and Budget. The River Alliance shall develop an annual program of planning activities and a budget to support these activities prior to the beginning of each fiscal year and shall provide an annual report of its activities after a concluded year.

15. ByLaws. The River Alliance shall adopt a set of By-Laws governing the operation of the River Alliance consistent with the provisions hereof.

16. Counterparts. This agreement may be executed in any number of counterparts, each of which may be executed by one or more of the parties hereto, and each counterpart shall be deemed to be an original and all shall constitute one and the same agreement.

17. Severability. In the event that any provision of this agreement shall be held to be invalid or unenforceable, the same shall not effect the validity or enforceability of the remainder of this agreement.

18. Governing Law. This agreement shall be governed by, and construed in accordance with South Carolina law.

19. Complete Agreement, amendment. This agreement constitutes the entire agreement between the parties and supersedes all agreements, representations, warranties, statements, promises and understanding whether oral or written with respect to the subject matter hereof and no party hereto shall be bound by any oral or written agreements, statements, promises or understandings not specifically set forth in this agreement. This agreement may be amended upon an affirmative vote of a majority of the voting Board members followed by the subsequent approval of each said member's governing board.

Entered into as of the ____ day of _____, 1995, by each member through its duly authorized agents, each signatory warranting that he/she is duly authorized to execute this Agreement under an appropriate resolution or ordinance of his/her governing board.

IN WITNESS WHEREOF, the parties hereto have executed this Agreement the day and the year first above written.

Witness:

LEXINGTON COUNTY

By: _____
Council Chair

Attest: Dorothy K Black
Clerk

Witness:

Cynthia L Gore

RICHLAND COUNTY

By: Harrick Gamlin-Seeks
Council Chair

Attest: Brenda Fuller
Clerk

Witness:

Elizabeth S Fruits

Barbara L. Ginn

CITY OF CAYCE

By: [signature]
Mayor

Attest: John C Harpe
Clerk

Witness:

Michael [signature]

Margaret V. McMurray

CITY OF COLUMBIA

By: Bob Coble
Mayor

Attest: Vivian A. Krigline
Clerk

Witness:

L. Dale Harley

Rosemond P Butler

CITY OF WEST COLUMBIA

By: [signature]
Mayor

Attest: Jacqueline A. Hayes
Clerk

Witness:

THE RIVERBANKS PARK

By: Lawrence W. Hanson
Chair

Attest: [signature]

Witness:

THE CENTRAL MIDLANDS REGIONAL PLANNING COUNCIL

By: Lowell C Spires Jr
Chair

Attest:

ADDENDUM 1

River Alliance Proposed Budget Fiscal Year 1995

Executive Director Salary	$45,000
Office Manager Salary	25,000
Employee Benefits (20% of Base)	14,000
Employee Bonuses	3,000
Printing and Graphics	15,000
Phone, annual audit fees, office expenses	3,000
Postage	2,000
Insurance	3,000
River Planning Process (includes travel, external services)	50,000
Aggregate	$160,000

Funding of the River Alliance for the 1995 fiscal year 1995 shall be apportioned as follows among the County of Lexington, County of Richland, and the City of Columbia

The County of Lexington.....	$51,000.00
The County of Richland.....	51,000.00
The City of Columbia.....	51,000.00
The City of Cayce.....	3,500.00
The City of West Columbia.....	3,500.00

Funds shall be provided to Central Midlands Regional Planning Council who will provide interim bookkeeping services for the Alliance.

USC/COLUMBIA TECHNOLOGY INCUBATOR

JACK D. BEASLEY
MANAGING DIRECTOR
USC/COLUMBIA TECHNOLOGY INCUBATOR
1225 LAUREL STREET
COLUMBIA, SC 29201
JACK@USCCOLAINC.ORG
(803) 814-5189

February 5, 2016

Charlton L. Whipple, SCCED
Economic Development Director
County of Lexington, South Carolina
212 South Lake Drive, Suite 502
Lexington, South Carolina 29072

Re: Lexington County Funding Requests for FY 2016/2017

Dear Chuck:
Thank you once again for your continued support of the USC/Columbia Technology Incubator (Incubator). Our mission is to help innovative businesses grow through education, mentoring, and an established sense of community in our incubation facility that serves the Midlands of South Carolina. Since 1998, the Incubator has been a driving force for economic development in our region, and with your continued support, that mission will continue. We constantly seek to ensure that our goals align closely with those of Lexington County Council, and view your expression of support as confirmation that our mutual goals are in alignment.

USC/Columbia Technology Incubator Goal Statements

- Encourage positive economic development and growth of the region's Entrepreneurial Ecosystem
- Attract and retain highly skilled, innovative, and creative entrepreneurs, employees, and businesses
- Create high wage, high impact jobs

2015 was an outstanding year for the Incubator and our 50 Resident and Affiliate Members. According to our latest bi-annual economic impact survey, Incubator Members generated an estimated $32 million in 2015 gross revenue. These Members also reported 2015 annual salary and wages of $6.48 million paid to 229 employees, 178 of which are full time employees. Respondents indicated that there were 48 full time employees who reside in Lexington County (27% of all FTEs).

In February 2015, Lexington based Incubator graduate **IDV** won an Academy Award in Technical Achievement and an Emmy Award in Engineering for their product, **SpeedTree®**; which has revolutionized the digital creation of trees and foliage in major motion pictures and video games. **IDV** Co-Founder Chris King continues to be involved in the Incubator community, most recently serving as a judge for Startup Weekend in November.

In August 2015, we hosted **Avtec** CEO Michael Branning as the featured presenter for Startup Grind, which drew 50 attendees to the USC campus. Through the Startup Grind event, Michael was able to share his experience as an entrepreneur and business owner with an audience that included business leaders, faculty, and students. We used this opportunity to connect **Avtec** with USC students and faculty as potential collaborators, interns, or employees. Michael's

USC/COLUMBIA TECHNOLOGY INCUBATOR

talk also focused on **Avtec's** success in building its new facility in Lexington, and how that has helped **Avtec** attract and retain a highly skilled workforce.

We continue to recruit high growth, technology based businesses. One of our newest Members is **Healthy Hands Cooking**, a Lexington based online education certification platform that empowers parents, teachers, and others to join the fight against childhood obesity. With your support and through the Incubator mentor network and business/marketing education opportunities, **Healthy Hands Cooking** plans to grow its business and expand its network of certified instructors to 1,000 in 2016.

In 2015, Lexington County based Incubator graduate **Bridge to Life** saw double digit revenue growth, continuing a trend from the previous year. **Bridge to Life** was founded with the mission of improving organ transplants through developing and licensing preservation solutions and technologies.

Chuck, we are pleased to have your service on our Board of Directors. With your help and the generous support of Lexington County Council, we've continued to build on our success in engaging and assisting Lexington based entrepreneurs. We have made an effort to shift the balance of our activities, programs, and events to better serve the needs of our Members while still maintaining a very visible presence in the community. As evidence of this commitment, we currently have 52 individual programs, an average of 1 per week, on the calendar for this year. Some of these programs will be co-presented with local partners to leverage available local resources, and will include a variety of seminars, workshops, and networking events. We look forward to working with you to leverage these opportunities to help Lexington County Council meet its goal of providing Public Services to the Citizens of Lexington County.

As you know, in 2014 we received an EDA grant to help with the construction of a new Incubator facility. I am happy to report that we will be breaking ground in the spring, with an ambitious target move-in date late in 2016. We believe that the move to a modern facility, new selective application processes, outstanding programs, and closer proximity to the university campus will be a tremendous benefit to the economic development and job growth of the entire Midland's region.

Attached is an overview of our prospective budget, which includes Lexington County's continued support at levels consistent with prior years. We are requesting a renewal of your support of $25,000 for the 2016-2017 fiscal year. We look forward to the opportunity to meet with you and/or Lexington County Council to discuss our funding request. Thank you again for your support.

Sincerely,

Jack D. Beasley
Managing Director
USC/Columbia Technology Incubator

Cc: Bill Kirkland, Executive Director, USC/Columbia Technology Incubator
Chad Hardaway, Associate Director, USC/Columbia Technology Incubator
Joe Mergo, III, Lexington County Administrator

USC/COLUMBIA TECHNOLOGY INCUBATOR

Estimated Funding Sources and Utilization of Funding
Calendar Year 2016

Estimated Revenue Support

Private Contributions/Donations	$30,000
University of South Carolina	$165,000
Local Government Support	$75,000
Rental Income	$280,935
Program Revenues	$98,000
Total Revenue	**$648,395**

Expense (Utilization)

Salaries	$290,000
Building Operations Expenses	$195,950
Program Expenses	$110,000
Marketing	$15,000
Office & Computer Expenses	$11,000
Other Operating Expenses	$26,445
Total Expenses	**$648,395**

engenuitySC™
Imagine More

1000 Catawba St., Suite 130 Columbia, SC 29201 | 803.354.5720
www.engenuitysc.com | twitter @EngenuitySC | facebook.com/EngenuitySC

February 4, 2016

Mr. Charlton L. Whipple, SCCED
Economic Development Director
Lexington County
212 South Lake Drive, Suite 603
Lexington, SC 29072

Dear Chuck:

On behalf of the EngenuitySC Executive Committee, I am writing to request $40,000 from Lexington County for the 2016-17 fiscal year to support EngenuitySC's regional economic development and competitiveness work in Lexington County.

EngenuitySC is a non-profit, public-private economic development organization that develops and manages programs in Lexington and Richland Counties with a mission of increasing the competitiveness and prosperity of the region. Our goal is to make our region more attractive to outside companies considering an investment and to address regional issues that encourage and entice existing companies to stay and grow here.

Funding Sources

Per your request, I am providing Engenuity's projected FY 2016-17 fiscal year funding sources. These projections draw from current year funded amounts.

- Local Government: $207,500
- Education: $534,000
- Private Sector: $120,000

Funded Programs

We are requesting funding to be applied to the following projects that we manage for the benefit of Lexington County citizens.

Midlands Regional Competitiveness Report - $10,000

EngenuitySC produces the Midlands Regional Competitiveness Report (MRCR), an annual economic competitiveness study which compares the Midlands of South Carolina to peer and aspirant regions around the southeast in five key areas of competitiveness - Talent, Innovation, Entrepreneurship, High Impact Clusters, and Livability. In 2015, we worked with you to add new data points and metrics, tailored to Lexington County needs in the 2nd edition of MRCR, published in December. With your help, we also featured Lexington County businesses in the report. We anticipate this same level of work with you in the coming year.

MRCR has become an honest conversation starter and a catalyst for change across the region. We will continue to use this report in our work with Lexington County, the Lexington Chamber of Commerce and others to inform a conversation and drive action around regional collaboration. Other areas in our state have produced similar reports for years. EngenuitySC is proud to produce this report for the Midlands.

What's Next Midlands - $10,000

What's Next Midlands is a social innovation program focused on helping people with great ideas connect with the community, the capital, the support and the volunteers they need to turn the ideas into reality. The program involves citizens submitting ideas for improvements to our region, a public vetting process for the ideas, selecting two ideas for execution, and managing the implementation of the selected ideas.

Thanks to a Connected Communities grant from Central Carolina Community Foundation (CCCF) in June, we were able to launch our pilot year on July 1, 2015. By the end of June 2016, we hope to collect 1000 ideas, select two of the most viable and execute those two projects - one in Lexington County and one in Richland County. *What's Next Midlands* will make tremendous contributions to the vitality of the region, will better position our region to recruit and retain the best talent, will create an opportunity for shared ownership and impact, and will increase the volume of philanthropic giving.

Lexington County K-12 STEM Programs - $10,000

In 2015, EngenuitySC continued working with local superintendents on designing programs to fit their needs. We have identified opportunities for program expansion and began work in 2015 on Midlands Code Academy. The following is a summary of our work in this area that Lexington County funds would support:

1. **Midlands Code Academy:** Midlands Code Academy is a shared, customizable K-12 computer science and computer coding curriculum and teaching platform for school districts in the region with hardware, software, security and coding tracks. The project is designed to produce talent to meet the present and growing need for IT professionals in the region. In 2015, EngenuitySC led establishment of the project, which includes Lexington One and Richland Two School Districts and IT-oLogy. In 2016, EngenuitySC will continue its work with the Academy in an advisory capacity as it is implemented in schools. Midlands Code Academy will be available to all Lexington County school districts in the 2016-17 school year.

2. **STEM Program**: EngenuitySC is a Project Manager for two dynamic K-12 programs: Lower Richland High School STEM and the Richland School District 2 "Carolina Alliance for Technology." Through these programs, students are exposed to coursework that will prepare them for advanced study at the collegiate level, as well as success in highly skilled careers with our state's most innovative companies. Students, parents and teachers in the STEM Program also benefit from exposure to a wide variety of enrichment and resources outside the classroom. EngenuitySC is working to bring programs like these to a high school in Lexington County in 2016.

***Ignite!* - $5,000**

EngenuitySC's annual celebration of economic competitiveness, entrepreneurship and innovation brings together a large crowd of elected officials, business leaders, innovators, students and entrepreneurs to celebrate forward-thinking economic development and prosperity in the Midlands. We've often featured Lexington companies during our program and the *Ignite!* Ideas Contest, which awards $5,000 to one Midlands entrepreneur, has become a signature part of this event, and is open to Lexington residents.

NuHub - $5,000

EngenuitySC and regional stakeholders join together in a collaborative called NuHub to maximize the economic and job creation impact of the nuclear industry on the Midstate of South Carolina. NuHub serves as a nuclear research, development, demonstration, education, and economic development collaborative that works to strengthen the nuclear assets in the Midstate and contribute to the competitiveness of South Carolina.

These projects serve the economic development needs of Lexington County citizens, as a whole. The funds will be leveraged with funds from other local governments, higher education, school districts, and private sector businesses to greatly multiply the benefits of the funded amounts.

engenuitySC™
Imagine More
1000 Catawba St., Suite 130 Columbia, SC 29201 | 803.354.5720
www.engenuitysc.com | twitter @EngenuitySC | facebook.com/EngenuitySC

Goals & Measurements

These programs provide public economic development services to Lexington County citizens and businesses. They are designed to enhance economic growth in the County, particularly to attract and grow companies that bring higher-paying jobs to the County, and to involve existing companies and their employees in activities that enhance the attractiveness of staying and growing in the County.

The Lexington County K-12 STEM Programs will have specific student, parent, and teacher participation numbers that will be reported, once implemented. What's Next Midlands, NuHub and *Ignite*! can be measured in terms of participation by Lexington County businesses and citizens, as well as overall economic growth of companies participating in the programs. Midlands Regional Competitiveness Report is, in itself, a measurement of progress in the Midlands region. The 2016 report will show annual progress in the five key areas measured across the region, including Lexington County.

Also, EngenuitySC will continue to deliver project management services for the Regional Mayors Forum, a group that involves all Mayors from Lexington and Richland Counties and focuses on developing stronger collaborations and better relationships amongst them. Through this common connection, they can share best practices and rally together on issues benefitting the region as a whole.

Finally, in addition to preserving elected positions on the EngenuitySC Board for business leaders from Lexington County, we are proud that there has always been and always will be an ex officio seat on the EngenuitySC Board reserved for the Chair of the Lexington County Council. This will ensure that Lexington is playing a key role in determining the mission, direction and strategic projects of the organization.

Closing

I appreciate your consideration of our annual request for funding and look forward to discussing this further with you and other key decision makers in Lexington County. We are proud of Lexington County's involvement in EngenuitySC and look forward to another year of working together.

Sincerely,

K. Meghan H. Hickman
Executive Director, EngenuitySC

COUNTY OF LEXINGTON
RURAL DEVELOPMENT ACT
Annual Budget
FY 2016-17 Estimated Revenues

Object Code	Revenue Account Title	Actual 2014-15	Received Thru Dec 2015-16	Amended Budget Thru Dec 2015-16	Projected Revenues Thru Jun 2015-16	Requested 2016-17	Recommend 2016-17	Approved 2016-17
	***Rural Development Act 2001:**							
	Revenues:							
455007	Contribution from Town of B/L	0	48,880	48,880	48,880	0		
461000	Investment Interest	5,060	3,421	4,100	4,100	6,841		
470100	Electric Coop Infrastructure Pmts	424,000	422,714	422,714	422,714	0		
470101	Telephone Co Infrastructure Pmts	75,000	0	0	0	0		
	**** Total Revenue**	504,060	475,015	475,694	475,694	6,841	0	0
	***** Total Appropriation**				2,358,899	0	0	0
	Contingency:							
	Unused				772,601			
	Carryforward					0	0	0
	FUND BALANCE							
	Beginning of Year				2,325,138	1,214,534	1,214,534	1,214,534
	FUND BALANCE - Projected							
	End of Year				1,214,534	1,221,375	1,214,534	1,214,534

COUNTY OF LEXINGTON
RURAL DEVELOPMENT ACT
Annual Budget
Fiscal Year - 2016-17

Fund 2001
Division: Economic Development
Organization: 181100 - Economic Development Projects

Object Code	Expenditure Classification	2014-15 Expenditure	2015-16 Expend (Dec)	2015-16 Amended (Dec)	2016-17 Requested	BUDGET 2016-17 Recommend	2016-17 Approved
	Operating Expenses						
529903	Contingency	0	0	0	0		
	*** Total Operating**	**0**	**0**	**0**	**0**	**0**	**0**
	**** Total Personnel & Operating**	**0**	**0**	**0**	**0**	**0**	**0**
	Capital						
549904	Capital Contingency	0	0	772,601	0		
5A9499	B/L Industrial Park - Roadway Imp	0	0	108,122	0		
5A9501	B/L Industrial Park - Master Plan A & E	0	0	7,500	0		
5A9503	B/L Industrial Park - Site Improvement	0	0	2,932	0		
5A9508	B/L Industrial Park - Contingency	0	0	11,100	0		
5AC605	Capital Contingency	0	0	28,140	0		
5AC606	Construction (Cul De Sac - Proj. Carolina)	0	0	289,360	0		
5AC607	Engineering Cost	0	0	57,500	0		
5AC610	Mitigation Construction Plans	13,300	5,000	24,950	0		
5AC611	Mitigation	0	0	200	0		
5AC612	Permitting	0	0	7,500	0		
5AD558	Traffic Study - 12th Street Extension	0	0	0	0		
5AD726	B/L Phase 1: Water Eng & Design	0	0	250	0		
5AD727	B/L Phase 1: Wastewater Eng & Design	0	0	250	0		
5AF361	Development of Mitigation Plan	0	0	12,500	0		
5AF362	Baseline Data Collection	9,000	1,000	6,000	0		
5AF363	Final Mitigation Plan	12,000	3,000	15,500	0		
5AF364	Construction	0	0	120,000	0		
5AF365	Construction Oversight	0	0	10,000	0		
5AF366	Post Construction Monitoring	0	0	120,000	0		
5AF367	Project Management	0	0	10,000	0		
5AF368	Annual Maintenance Activities	0	0	50,000	0		
5AF369	Long Term Monitoring	0	0	65,000	0		
5AG398	Land Purchase (B/L Indust Park Ent)	0	52,533	52,534	0		
5AG399	Land Purchase (B/L Indust Park Ent)	0	48,880	48,880	0		
5AG400	Legal Costs (B/L Indust Park Ent)	0	1,800	1,800	0		
	****Total Capital**	**34,300**	**112,213**	**1,822,619**	**0**	**0**	**0**
	Other Financing Uses						
814506	Op Trn to Saxe Gotha Industrial Park	21,489	0	378,511	0		
814516	Op Trn to Chapin Technology Park	6,500	62,700	157,769	0		
	****Total Other Financing Uses**	**27,989**	**62,700**	**536,280**	**0**	**0**	**0**
	***** Total Budget Appropriation**	**62,289**	**174,913**	**2,358,899**	**0**	**0**	**0**

COUNTY OF LEXINGTON
FARMERS MARKET PROJECT
Annual Budget
Fiscal Year - 2016-17

Object Code	Revenue Account Title	Actual 2014-15	Received Thru Dec 2015-16	Amended Budget Thru Dec 2015-16	Projected Revenues Thru Jun 2015-16	Requested 2016-17	Recommend 2016-17	Approved 2016-17
	***Farmers Market Project 2002:**							
	Revenues:							
417100	Fee in Lieu of Taxes	183,115	35,963	0	0	0		
461000	Investment Interest	0	0	0	0	0		
490800	Loan Repayments	0	0	0	0	0		
	**** Total Revenue**	183,115	35,963	0	0	0	0	0
	***** Total Appropriation**				0	0	0	0
	FUND BALANCE Beginning of Year				(1,086,912)	(1,086,912)	(1,086,912)	(1,086,912)
	FUND BALANCE - Projected End of Year				(1,086,912)	(1,086,912)	(1,086,912)	(1,086,912)

Fund 2002
Division: Economic Development
Organization: 181100 - Economic Development Projects

Object Code	Expenditure Classification	2014-15 Expenditure	2015-16 Expend (Dec)	2015-16 Amended (Dec)	2016-17 Requested	BUDGET 2016-17 Recommend	2016-17 Approved
	Operating Expenses						
530800	Loan Repayment	0	225,000	0	0		
534403	Farmer's Market Facility	0	0	0	0		
	*** Total Operating**	**0**	**225,000**	**0**	**0**	**0**	**0**
	**** Total Personnel & Operating**	**0**	**225,000**	**0**	**0**	**0**	**0**
	Capital						
	****Total Capital**	**0**	**0**	**0**	**0**	**0**	**0**
	***** Total Budget Appropriation**	**0**	**225,000**	**0**	**0**	**0**	**0**

COUNTY OF LEXINGTON
ECONOMIC DEVELOPMENT CCED GRANTS
Annual Budget
Fiscal Year - 2016-17

Object Code	Revenue Account Title	Actual 2014-15	Received Thru Dec 2015-16	Amended Budget Thru Dec 2015-16	Projected Revenues Thru Jun 2015-16	Requested 2016-17	Recommend 2016-17	Approved 2016-17
	*** Economic Development CCED Grants 2003:**							
	Revenues:							
452247	CCED # CL12102 Nephron Pharmacei	195,307	0	0	0	0		
452250	CCED # C142308 Palmetto State Arm	200,000	0	0	0	0		
452251	CCED # RIF-SCP-33 Spray Field Site	10,500	0	0	0	0		
	**** Total Revenue**	405,807	0	0	0	0	0	0
	***** Total Appropriation**				0	0	0	0
	FUND BALANCE Beginning of Year				0	0	0	0
	FUND BALANCE - Projected End of Year				0	0	0	0

Fund 2003
Division: Economic Development
Organization: 181100 - Economic Development Projects

Object Code	Expenditure Classification	2014-15 Expenditure	2015-16 Expend (Dec)	2015-16 Amended (Dec)	2016-17 Requested	*BUDGET* 2016-17 Recommend	2016-17 Approved
	Non-Operating Expenses						
537020	CCED # CL12102 Nephron Pharmaceutical	195,307	0	0	0		
537023	CCED # C142308 Palmetto State Armory	200,000	0	0	0		
537024	CCED # RIF-SCP-33 Spray Field Site	10,500	0	0	0		
	*** Total Non-Operating**	**405,807**	**0**	**0**	**0**	**0**	**0**
	Capital						
	****Total Capital**	**0**	**0**	**0**	**0**	**0**	**0**
	***** Total Budget Appropriation**	**405,807**	**0**	**0**	**0**	**0**	**0**

COUNTY OF LEXINGTON
ECONOMIC DEVELOPMENT MULTI-PARK 1%
Annual Budget
Fiscal Year - 2016-17

Object Code	Revenue Account Title	Actual 2014-15	Received Thru Dec 2015-16	Amended Budget Thru Dec 2015-16	Projected Revenues Thru Jun 2015-16	Requested 2016-17	Recommend 2016-17	Approved 2016-17
	*** Economic Development Multi-Park 1% 2005:**							
	Revenues:							
417100	Fee in Lieu of Taxes	8,016	5,084	0	0	0		
417102	Newberry County FILOT Received	29,168	0	0	0	0		
417103	Calhoun County FILOT Received	51,434	0	0	0	0		
417105	Newberry Cty 1% Prior Yr FILOT Rec	0	0	0	0	0		
417106	Calhoun Cty 1% Prior Yr FILOT Rec.	0	0	0	0	0		
461000	Investment Interest	1,458	891	0	0	0		
	**** Total Revenue**	90,076	5,975	0	0	0	0	0
	***** Total Appropriation**				494,514	0	0	0
	FUND BALANCE Beginning of Year				683,894	189,380	189,380	189,380
	FUND BALANCE - Projected End of Year				189,380	189,380	189,380	189,380

Fund 2005
Division: Economic Development
Organization: 181100 - Economic Development Projects

Object Code	Expenditure Classification	2014-15 Expenditure	2015-16 Expend (Dec)	2015-16 Amended (Dec)	BUDGET 2016-17 Requested	BUDGET 2016-17 Recommend	BUDGET 2016-17 Approved
	Operating Expenses						
529903	Contingency	0	0	494,514	0		
	*** Total Operating**	**0**	**0**	**494,514**	**0**	**0**	**0**
	**** Total Personnel & Operating**	**0**	**0**	**494,514**	**0**	**0**	**0**
	Capital						
	****Total Capital**	**0**	**0**	**0**	**0**	**0**	**0**
	***** Total Budget Appropriation**	**0**	**0**	**494,514**	**0**	**0**	**0**

COUNTY OF LEXINGTON
ACCOMMODATIONS TAX
Annual Budget
FY 2016-17 Estimated Revenue

Object Code	Revenue Account Title	Actual 2014-15	Received Thru Dec 2015-16	Amended Budget Thru Dec 2015-16	Projected Revenues Thru Jun 2015-16	Requested 2016-17	Recommend 2016-17	Approved 2016-17
	***Accommodations Tax 2120:**							
	Revenues:							
420800	Accommodations Tax	330,162	184,583	296,067	296,067	262,878	262,878	
461000	Investment Interest	9	59	25	25	100	100	
	**** Total Revenue**	330,171	184,642	296,092	296,092	262,978	262,978	0
	***** Total Appropriation**				296,067	511,562	287,878	0
	FUND BALANCE Beginning of Year				78,067	78,092	78,092	78,092
	FUND BALANCE - Projected End of Year				78,092	(170,492)	53,192	78,092

	Estimated Total Accommodations Tax Funds:	301,714
	--- Minus General Fund Portion ----	25,000
	Sub-Total	276,714
	--- Minus General Fund 5% Portion ----	13,836
	*** Total Estimated Revenue	262,878
	Appropriation	262,878
**	Additional Appropriations (One Time - Fund Bal.)	25,000
	--- Minus 30% Fund Portion ----	83,014
	Available for Appropriation (65% Funding)	204,864

COUNTY OF LEXINGTON
ACCOMMODATIONS TAX
Annual Budget
Fiscal Year - 2016-17

Fund 2120
Division: General Administrative
Organization: 101100 - County Council

Object Code	Expenditure Classification	2014-15 Expenditure	2015-16 Expend (Dec)	2015-16 Amended (Dec)	2016-17 Requested	BUDGET 2016-17 Recommend	2016-17 Approved
	Operating Expenses						
	Advertising and Promotion (30% Fund)						
534212	Capital City Lake Murray Country	104,262	24,310	93,495	104,262	83,014	
	Tourism Related Exp. (65% Fund)						
534201	Columbia Metro Convention/Visitor Bureau	18,000	2,500	10,000	75,000	40,000	
534204	West Metro Chamber of Commerce	12,950	3,550	14,200	13,000	11,000	
534205	Lexington Chamber of Commerce	11,750	2,800	11,200	24,500	11,000	
534206	Batesburg/Leesville Cham. of Comm.	4,750	2,000	8,000	10,000	3,000	
534209	Lex. Cty. Recreation Softball Tournament	23,500	0	30,000	30,000	30,000	
534220	Riverbanks Zoo	35,000	8,750	35,000	100,000	50,000	
534223	EdVenture Children's Museum	0	0	2,500	10,000	5,000	
534228	Lexington County Museum	7,250	3,125	12,500	15,000	5,864	
534231	Chapin Chamber of Commerce	6,250	2,250	9,000	8,000	4,000	
534233	Columbia Regional Sports Council	0	2,500	10,000	16,000	10,000	
534242	Irmo/Chapin Recreation Commission	12,500	3,750	15,000	30,000	10,000	
534244	Lex. Cty. Recreation & Aging - Tennis	15,000	0	20,000	20,000	20,000	
534252	Greater Irmo Chamber of Commerce	8,500	2,650	10,600	20,800	4,000	
534254	LCAA/Village Square Theatre	2,500	518	2,072	0	0	
534272	South Carolina State Museum	0	0	0	0	0	
534275	Irmo-Chapin Recreation Comm. - Celebration of Art (Naturally Inspires)	0	0	0	0	0	
534279	Lexington Dixie Baseball - Youth World Series	10,400	12,500	12,500	0	0	
534280	Columbia Museum of Arts	0	0	0	0	0	
	Harbison Theatre at Midlands Tech				20,000	1,000	
	Columbia City Jazz				15,000	0	
	*** Total Operating**	**272,612**	**71,203**	**296,067**	**511,562**	**287,878**	**0**
	**** Total Personnel & Operating**	**272,612**	**71,203**	**296,067**	**511,562**	**287,878**	**0**

*** Recommendations are made from the Accommodations Tax Board.**

***** Total Budget Appropriation**	**272,612**	**71,203**	**296,067**	**511,562**	**287,878**	**0**

JAN 2016
RECEIVED
LEXINGTON COUNTY
COUNCIL
LEXINGTON, S.C.

COLUMBIA CITY JAZZ COMPANY

2016/2017

ACCOMMODATIONS TAX GRANT

APPLICATION

COLUMBIA CITY JAZZ

County of Lexington
Accommodations Tax Fund
FY 2016/2017

APPLICATION

1. Name of Project/Event: Columbia City Jazz Dance School Master Class Series and Summer Intensive
2. Sponsoring Organization: Columbia City Jazz Dance School and Company

   Mailing Address: 220 Woodrow Street, Columbia, SC 29205
3. Event/Project Director:

   Name Les Mizzell Title CEO/Technical Director

   Telephone 803.360.3449 Alternate Telephone _____

   Fax Number -

   Email lesmizz@columbiacityjazz.com
4. Event Website: www.columbiacityjazz.com
5. Event/Project Category (*Check One*):
   - ☐ Tourism, Advertising/Promotion - *see #10 for advertising/promotion sources*
   - ☒ Tourism Related Expenditures: Master Instructor Expense
6. Project Timeline: Beginning date July 1, 2016 End date June 30, 2017
7. Location of Project/Event: 124 Park Place Court (or alternative Lexington Location) - see attached note
8. Number of employees: #Full-time 1 #Part-time 8
9. Do you advertise outside a 50-mile radius? ☒Yes ☐No
10. If yes to #9, please check all that apply to advertising sources outside of Lexington County:
    - ☐ Rack Cards - # distributed _____
    - ☐ Brochures - # distributed _____
    - ☐ Posters - # distributed _____
    - ☐ Magazine Ads - # ads _____ (list ads and distribution range on separate sheet)
    - ☐ Newspaper Ads - # ads _____ (list newspapers and distribution range on separate sheet)
    - ☐ Television Ads - # ads _____ (list stations and viewing range on separate sheet)
    - ☐ Radios Ads - # ads _____ (list stations and listener range on separate sheet)
    - ☐ Billboards - # ads _____ (list number and location of billboards on separate sheet)
    - ☒ Websites - # web pages other than primary website # _____ (list on separate sheet with target audience)
    - ☒ Other than listed above: See "Publicity" section in the attached narrative (list on separate sheet with target audience)

11. How many people do you expect to attend? Intensive: 120 Master Class series: 500 (Over the course of the season

12. Of this number, how many are tourists? 50% to 60% (Tourists: "*People taking trips outside of their home communities for any purpose, except daily commuting to and from work.*") [SC Code of Laws, Chapter 6, Section 6-4-5 (4)].

13. List the methods used to track tourists:
- ☒ Web page inquires - estimated inquires per month
- ☐ Phone call inquiries - estimated phone calls per month
- ☐ Brochure mailings - estimated brochures mailed per month
- ☐ Event ticket sales - estimated tickets sold per event
- ☒ Event registration - estimated registrants per event Online registration records addresses
- ☐ Hotel sales - estimated sales per event/per month
- ☐ License plates - estimated count per event
- ☐ Surveys - estimated number of responses per survey
- ☐ Other than listed:

14. **Must complete:** County accommodations funds are generated from the hotels in the unincorporated areas of the County. Please list the hotels and number of room nights you have used or plan to use for your event/project located in the unincorporated areas of Lexington County only:
See attendance notes under the Projects Description section of the attached narrative for details. Approximately 40 hotel rooms were booked for 4 nights each (including rooms for our master instructors) during our 2015 Intensive. We will be recommending hotels along the 378 corridor leading into downtown Lexington for our 2016/17 events, as these will be close to our new location.

15. Please indicate you have read: **Chapter 6, Sections 6-4-5 (4) and 6-4-10, SC Code of Laws, 1976**? ☒Yes ☐No

16. Project Budget - **Request for funds must meet the requirements of Chapter 6, Section 6-4-10, SC Code of Laws, 1976, as amended.**

a. Estimated total cost of Project $ 84,500
b. Amount of Accommodations Funds requested for this Project: $ $15,000
c. This request equals what percent of the total Project/Event Budget? 17.75 %
d. List specifically what the funds will be used for and the estimated amount i.e. brochures - $1,500, etc. Master Instructor fees as notated on budget sheet

17. Has your project or organization previously received Accommodations Tax Funds?
☐Yes ☒No **See additional explanation in budget section of narrative*

a. If yes, state year_____, amount $_____, source_____, and purpose: Master Class Series and Summer Intensive - Guests Instructor Expense

b. For each award year, did you expend 100% of the Accommodations Tax Funds you received?
☐Yes ☐No

c. If no, please explain:

18. Type of Organization:
Please check one:
- ☐ County
- ☐ Municipal
- ☐ Non-profit Organization
- ☐ Community service club, church, etc.
- ☒ 501(c) 3
- ☐ Other:_____

Note: For-profit organizations are not eligible for Accommodations Tax Funds

19. Project description - please attach a report with the following information needed by the Tourism Expenditure Review Committee to be sure that the event/project was in accordance to Section 6-4-10 of the S.C. Code of Laws (***Use separate sheet for Project Description if needed***):

a. General description
b. State the benefit that this project will serve toward promoting tourism and the Lexington County Community
c. Total attendance to the event/project versus the number of total tourists in attendance
d. Economic impact generated by tourism to the event/project
e. Overall description of how the event/project attracts and promotes tourists to the area and specifically how the Accommodations Tax Funds were used to accomplish this
f. Additional comments: See attached.

PLEASE NOTE: Applicant and/or representatives must be present during review process by the Accommodations Tax Advisory Board in order to be considered for funding.

Signature of Event/Project Director:

Les Mizzell
Print Name

CEO/Technical Director
Title

Signature

Jan 27, 2016
Date

18. Type of Organization:
Please check one:
- ☐ County
- ☐ Municipal
- ☐ Non-profit Organization
- ☐ Community service club, church, etc.
- ☒ 501(c) 3
- ☐ Other:_____

Note: For-profit organizations are not eligible for Accommodations Tax Funds

19. Project description - please attach a report with the following information needed by the Tourism Expenditure Review Committee to be sure that the event/project was in accordance to Section 6-4-10 of the S.C. Code of Laws (***Use separate sheet for Project Description if needed***):

a. General description
b. State the benefit that this project will serve toward promoting tourism and the Lexington County Community
c. Total attendance to the event/project versus the number of total tourists in attendance
d. Economic impact generated by tourism to the event/project
e. Overall description of how the event/project attracts and promotes tourists to the area and specifically how the Accommodations Tax Funds were used to accomplish this
f. Additional comments: see attached ✓

PLEASE NOTE: Applicant and/or representatives must be present during review process by the Accommodations Tax Advisory Board in order to be considered for funding.

Signature of Event/Project Director:

_____ _____
Print Name Title

_____ _____
Signature Date

COLUMBIA CITY JAZZ DANCE SCHOOL AND COMPANY

NOTE: Previously, our events were held at our studios at 550 Rivermont Drive in Columbia. We are currently in the process of building a new facility at124 Park Place Court in Lexington, and all events will be held at that location. We anticipate the completion of construction in time for the start of our 2016/17 season in August, 2016. Currently, we are using a temporary location at the Center for Dance Education at 428 Southlake Drive in down-town Lexington. Events will continue to be held at the Southlake location until our new facility is completed.

PROJECTS DESCRIPTION

The 2017 Columbia City Jazz Summer Intensive

Each June we bring in internationally recognized master instructors for five days of intense training. These classes are open to all qualified dance students, and each year we have a high percentage of attendees from outside Lexington/Richland County and South Carolina areas.

Attendance: Our 2015 Summer Intensive had approximately 110 total attending students, with 60 of those from outside the local area, including students from Georgia, North Carolina, South Carolina, Tennessee, Texas, California, New York, and Washington D.C., and a group from Costa Rica (who have already committed to attending again this season). These students are typically under the age of 18, travel with family members, and book hotel rooms close to the venue. Approximately 40 hotel rooms were booked for 4 nights each (including rooms for our master instructors) during our 2015 Intensive.

For our 2017 Intensive, we anticipate roughly the same numbers as previous intensives (we limit the size of the classes to insure all attending can have individual attention from the instructors). We will be recommending hotels along the 378 corridor leading into downtown Lexington, as these will be close to our new location.

The Columbia City Jazz Master Class Series

Over the course of each season, we feature a number of weekends of master classes with internationally recognized master instructors. As with our Summer Intensive, these classes are open to all qualified students and are in keeping with our mission statement. Our 2015-2016 Master Class Series featured over 20 master classes spread out over the course of our season with approximately 15 different instructors . We look forward to continuing this for our 2016-17 season.

Attendance: Approximately 450 dancers, not including our own company members (which

are primarily from Lexington and Richland counties), attended various classes during our Master Class series during the 2015-2016 season.

These classes are usually a one day event, but attendees eat at local venues and their families that travel with them are typically shopping during the day while their student is attending classes.

Below is a partial list of instructors under consideration for the 2016/2017 season so the quality of our workshops can be better understood. We've had all of these at our facility in the past, and most of these classes sell out in advance of the event.

Travis Wall - Contemporary
Travis Wall is a founding member of Shaping Sound Dance Company and the winner of the 2015 Emmy Award for Outstanding Choreography and is a five-time Emmy nominated choreographer for his work on "So You Think You Can Dance" and "Dancing with the Stars". Travis choreographed the music video for Carrie Underwood's "Something In The Water", which won the CMT Video of the Year, as well as stage shows for Justin Bieber and Demi Lovato.

Sonya Tayeh - Contemporary
An Emmy nominated choreographer for *So You Think You Can Dance,* Tayeh has choreographed for Madonna, Florence and the Machine, Kylie Minogue, the Los Angeles Ballet, Martha Graham Dance Company and the San Jose Repertory Theater

Andrew Winghart - Contemporary
Andrew is a two time Capezio ACE Awards finalist, has worked on So You Think You Can Dance, and recently choreographed music videos for Jeremih and new artists with Kanye West's G.O.O.D. Music.

Lisa Ebeyer - Ballet
Ms. Ebeyer has danced with ballet companies in Louisiana, Mississippi, New York, New Jersey & California. On-stage roles included Odette in Swan Lake, Lisette in La Fille Mal Gardee, Bluebird Pas de Deux in Sleeping Beauty and Sugarplum Fairy in The Nutcracker.

Misha Gabriel – Hip Hop and "Contemp-Hop"
Misha Gabriel danced for Janet Jackson for over three years appearing in numerous videos, TV shows, and live performances. Since then he has shared the stage with artists such as, Mariah Carey, Beyonce, Christina Aguilera, Chris Brown, Ne-Yo, The Pussycat Dolls, Hilary Duff, John Legend, Kylie Minogue, and Omarion.

Nick Lazzarini – Jazz, Lyrical and Contemporary
Nick is a founding member of the Los Angeles based dance company *Shaping Sound and* is the season one winner of *So You Think You Can Dance.* He has performed with Adele on *Dancing with the Stars,* Kelly Clarkson at this year's *American Music Awards* and Florence and the Machine at *The MTV Video Music Awards.* Currently, he teaches on tour for *JUMP Dance Convention.*

Teddy Forance - Contemporary
Teddy assisted on the *Celine Dion Taking Chances* tour, as well as performing as a lead dancer on Cirque du Soleil's *Delerium.* He has also performed with award-winning artists including Lady Gaga on *American Idol*, Usher at the *American Music Awards*, Florence and the Machine at the MTV Video Music Awards, among others, and choreographed for Kelly Clarkson on the American Music Awards.

Noel Bajandas – Contemporary and Contemp-Hop
Noel has worked with the Adam Lambert, Miley Cyrus, Toni Braxton, Gloria Estefan, Daddy Yankee, Sheila E and Greek pop mega star Anna Vissi. He has toured worldwide with Cirque Du Soleil's *Delirium*, and has also performed at the *American Music Awards*, *MTV Video Music Awards* and *Americas Got Talent.*

Jaci Royal - Contemporary
Jaci Royal has taught at the Broadway Dance Center and Steps and produces and directs the annual Capezio Fashion Show. She has taught master classes and set choreography at various studios around the country and in Mexico. She performed at Solstice in Times Square, a professional performance featuring dancers from Broadway Shows. Two of our former dancers are now members of her *Royal Dance Company.*

Kate Harpootlain
Columbia City Jazz alumni Kate Harpootlian is a member of Shaping Sound, and has performed on Dancing with the Stars in pieces choreographed by Travis Wall, Inlets II at the American Dance Festival choreographed by Merce Cunningham, and appeared on Boardwalk Empire Season 2 & 3.

Daniel Gaymon
Columbia City Jazz alumni, Daniel toured with Rasta Thomas' Bad Boys of Dance and is currently a member of Shaping Sound.

PUBLICITY

Publicity for these events is primarily done on social media:

- Our company website at columbiacityjazz.com
- Facebook: facebook.com/ColumbiaCityJazz
- Company Twitter account: twitter.com/ColaCityJazzCo
- Dale Lam (Artistic Director) on Twitter: twitter.com/asiantimebomb
- Instagram: instagram.com/columbiacityjazz/
- Dale Lam on Instagram: instagram.com/dalelam/
- Pinterest: pinterest.com/columbiacityjaz/

Additionally, direct phone contact with other studios and their directors in the S.E. United States, networking at various dance conventions, and contacts through the Dance Teachers Summit ambassadors (our director Dale Lam is an ambassador to the Summit).

INTENSIVE AND MASTER CLASS BUDGETS

We are just now beginning to plan for 2016/17. The budgets for these projects stay within a few thousand dollars each season, so we feel it is safe to use numbers from our 2015/16 season as a preliminary budget for 2016/17.

Other than a general operating support grant from the Arts Commission, we received no hospitality or accommodations funding for our 2015/16 season due to our unexpected move from Columbia. Grant funds notated below were used to supplement fees for our master instructors.

These projects were supported from approximately 1990 through our 2014/15 season by:

- City of Columbia Accommodations Tax Grant – around $10,000 a year up until 2010 or so when the city stopped giving accommodations funds to arts groups.
- City of Columbia Hospitality Tax Grant – around $6,500 a year until we relocated to Lexington last season and were no longer eligible.
- Cultural Council of Richland and Lexington Counties – approx $5,000 a year until 2014. Agency is now defunct

2015 SUMMER INTENSIVE EXPENSE

	Item	Amount	Totals
Merchandise	T-Shirts		$849.88
Meals	Guest Instructor Meals		$2,172.34
Lodging	Loding for Guest instructors		$3,551.37
Travel	Airfare for Guest Instructors		$6,502.76
Guest Instructors			
	Katy Spreadbury	$3,907.00	
	Dondraico Johnson	$3,000.00	
	Travis Wall	$5,250.00	
	Dom Palange	$2,400.00	
	Candace Brown	$1,875.00	
	Katie Carroll	$960.00	
	Kate Harpootlian	$2,050.00	
	Jason Parsons	$4,200.00	
	Hani Abaza	$2,350.00	
	Winghart Productions	$3,418.75	
	Nick Lazzarini	$3,650.00	
	Noel Bajandas	$2,500.00	
	Dana Foglia	$3,000.00	
	Eileen Ramirez	$200.00	
Total Guest Instructors			$38,760.75

TOTAL EXPENSE **$51,837.10**

MASTER CLASS SERIES

	Date	Name	Memo	Amount	Totals
Master Classes					
	August	Melissa Jackson	3 Master Classes	$900.00	
	August	Jess Hendricks	2 Master Classes	$700.00	
	September	Andrew Winghart	2 Master Classes	$1,000.00	
	September	Jaci Royal	2 Master Classes	$1,350.00	
	September	Dondraico Johnson	2Master Classes	$700.00	
	October	Hani Abaza	3 Master Classes	$1,550.00	
	October	Britt, Caitlin	Mini Master Class	$35.00	
	October	Sonya Tayeh	2 Master Classes	$900.00	
	October	Al Blackstone	2 Master Classes	$2,000.00	
	October	Candace Brown	2 Master Classes	$700.00	
	November	Chryssie Whitehead	2 Master Classes	$600.00	
	November	Kate Harpootlian	3 Master Classes	$1,500.00	
	December	Francisco Gella	4 master classes	$3,000.00	
	December	Dondraico Johnson	2 Master Classes	$625.00	
	January	Melissa Jackson	1 Master Class	$500.00	
	May	Nick Lazzarini	2 Master Classes	$1,000.00	
TOTAL GUEST INSTRUCTORS					$17,060.00
Total Lodging					$4,445.08
Total Meals - Guest Instructors					$3,219.04
Guest Instructor Travel					$7,888.48
Total Master Classes					**$32,612.60**

Though not counted as "tourist", it should be mentioned that Columbia City Jazz extends scholarships to deserving students of local areas schools to select classes and workshops. We have access to instructors and can offer opportunities that the schools can not. Image a student being able to take a class with the choreographer of the "Step Up" movie series ...
This season, those scholarships included:

- **Perry Middle School:** 8 scholarships to select master classes during the season
- **Rosewood Elementary school** - 10 scholarships to a master class with Ms. Shannon, our director of your services
- **EuClaire**— 3 scholarships to select master classes during the season
- **Burton Pack Elementary - 10 scholarships to a master class with Ms. Shannon**
- **Lugoff Elgin High School** – 4 scholarships to select master classes during the season
- **Lake Carolina** - 20 scholarships with Ms. Shannon,
- **Meadow Glen** - 6 scholarships to select master classes during the season

SUMMER INTENSIVE
Economic Impact To the Local Area

Lasting 5 days, the Summer is our largest event each season. We will have 100 to 120 attendees this season, and already have a commitment from a group in Costa Rica, which are definitely tourist!!

Summer Intensive – 5 day event in June

Average cost per night for a hotel room	$95.00	
number of nights each family booked a room (usually 1 parent plus student)	4	
number of rooms booked	40	
Total Amount spent on hotel rooms during our Summer Intensive		**$15,200.00**
Company members attending (from Lexington and Richland counties)	40	
Meals purchased close to venue (2 meals each day for 5 days)	10	
Average Meal Price	$10.00	
Meals Total – Company Members		**$4,000.00**
Students from outside Lexington and Richland	60	
Accompanying family members	40	
Meals purchased close to venue (2 meals each day for 5 days)	10	
Average Meal Price	$10.00	
Meals Total – Outside Students (Tourist)		**$10,000.00**
Typically, while their students are attending class, the accompanying parent is free during the day and finds other things to do. I don't have numbers I can back up here, but let's assume 40 family members go shopping a time or three during the 5 day event and end up spending around $100 on non meal and accomodations.		
Shopping/purchases in area stores (wild conservative guess)		**$4,000.00**
TOTAL ECONOMIC IMPACT TO ENTITIES OTHER THAN COLUMBIA CITY JAZZ DURING THE INTENSIVE		**$33,200.00**
Registration Fees paid to Columbia City Jazz from Intensive Attendees (not counting scholarships)		**$50,000.00**
TOTAL ECONOMIC IMPACT		**$83,200.00**

Master Class Series
Economic Impact To the Local Area

Master Class Series (15 to 20 events spread out during the season)

Average cost per night for a hotel room	$95.00	
Number of rooms booked by far travelling students	20	
Total Amount spent on hotel rooms during Master Classes		**$1,900.00**
Company members attending (from Lexington and Richland counties)	40	
Meals purchased close to venue – 1 meal each event for 15 events	15	
Average Meal Price	$10.00	
Meals Total – Company Members		**$6,000.00**
Total Students from outside Lexington and Richland (30 per event)	450	
Accompanying family members (20 per event)	300	
Meals purchased close to venue 1 meal per event for 15 events	15	
Average Meal Price	$10.00	
Meals Total – Outside Students (Tourist)		**$112,500.00**
TOTAL ECONOMIC IMPACT TO ENTITIES OTHER THAN COLUMBIA CITY JAZZ DURING THE INTENSIVE		**$120,400.00**
Registration Fees paid to Columbia City Jazz from Class Attendees, not counting scholarships. Class prices range from $20 to $40, depending on the instructor (some of these people are EXPENSIVE!!!)		**$25,000.00**
TOTAL ECONOMIC IMPACT		**$145,400.00**

Columbia City Jazz Company

FINANCIAL STATEMENTS
YEAR ENDED June 30, 2015

****

Columbia City Jazz Company

Table of Contents

	Page
Independent Accountant's Compilation Report	1
Statement of Assets, Liabilities and Fund Balance- Income Tax Basis	2
Statement of Revenue and Expenses-Income Tax Basis	3

Randall L. Raber, C.P.A., P.A.
Certified Public Accountant
1920 Barnwell Street
Columbia, South Carolina 29201

(803) 254-2509
e-mail: rlraber@bellsouth.net

Post Office Box 11916
Columbia, South Carolina 29211

Facsimile
(803) 252-7641

INDEPENDENT ACCOUNTANT'S COMPILATION REPORT

Columbia City Jazz Company
P.O. Box 12532
Columbia, South Carolina 29211

I have compiled the accompanying statement of assets, liabilities and fund balance-income tax basis, of Columbia City Jazz Company, as of June 30, 2015 and the related statement of revenue and expenses-income tax basis for the year then ended. I have not audited or reviewed the accompanying financial statements and, accordingly, do not express an opinion or provide any assurance about whether the financial statements are in accordance with the income tax basis of accounting.

Management is responsible for the preparation and fair presentation of the financial statements in accordance with the income tax basis of accounting and for designing, implementing, and maintaining internal controls relevant to the preparation and fair presentation of the financial statements.

My responsibility is to conduct the compilation in accordance with Statements on Standards for Accounting and Review Services issued by the American Institute of Certified Public Accountants. The objective of a compilation is to assist management in presenting financial information in the form of financial statements without undertaking to obtain or provide any assurance that there are no material modifications that should be made to the financial statements.

Management has elected to omit all of the disclosures and the statement of cash flows required by the income tax basis of accounting. If the omitted disclosures and statement of cash flows were included in the financial statements, they might influence the user's conclusions about the Company's financial position, results of operations, and cash flows. Accordingly, the financial statements are not designed for those who are not informed about such matters.

Randall Raber

Columbia, South Carolina
August 26, 2015

Columbia City Jazz Company

Statement of Assets, Liabilities and Fund Balance-Income Tax Basis

June 30, 2015

ASSETS

CURRENT ASSETS:		
Cash and Short term Investments	$	4
Accounts Receivable		0
Total Current Assets		4
FIXED ASSETS:		
Land		161,996
Furniture and Equipment		2,273
Less, accumulated depreciation		(2,273)
Total Fixed Assets		161,996
Total Assets	$	162,000

LIABILITIES AND FUND BALANCE

CURRENT LIABILTIES:		
Payroll Liabilities	$	1,816
Current portion of long term debt		5,000
Total current liabilities		6,816
LONG TERM LIABILITIES :		
Note Payable		118,463
Less: current portion of long term debt		(5,000)
Total Long Term Liabilities		113,463
Total Liabilities		120,279
FUND BALANCE:		
Beginning Fund Balance		92,791
Net Income		(51,070)
Ending Fund Balance		41,721
Total Liabilities and Fund Balance	$	162,000

SEE INDEPENDENT ACCOUNTANT'S COMPILATION REPORT

Columbia City Jazz Company
Statement of Revenue and Expenses- Income Tax Basis
Year Ended June 30, 2015

REVENUE:		
Program & other revenue	$	503,907
COST OF SALES & FUNDRAISERS :		
Purchases		6,839
Gross Margin		497,068
EXPENSES:		
Performance expenses		14,216
Guest choreographers		63,136
Costumes		27,852
Payroll and payroll tax expense		99,719
Conventions		86,069
Interest expense		278
Rent & utilities		63,738
Summer & ballet intensive		60,689
Insurance		2,793
Depreciation		3,200
Office expense and other		36,169
Subtotal		457,859
Loss on abandonment of leasehold improvements		90,279
Total expenses		548,138
NET INCOME	$	(51,070)

SEE INDEPENDENT ACCOUNTANT'S COMPILATION REPORT

County of Lexington
Accommodations Tax Fund
FY 2016/2017

JAN 2016
RECEIVED
LEXINGTON COUNTY
COUNCIL
LEXINGTON, S.C.

APPLICATION

1. Name of Project/Event: Mktg Support for 16-17 Season of Harbison Theatre at MTC

2. Sponsoring Organization: MTC Foundation on behalf of Harbison Theatre at MTC

   Mailing Address: 7300 College Street, Irmo, SC 29063

3. Event/Project Director:

   Name Katie Fox Title Executive Director

   Telephone 803-407-5003 Alternate Telephone _____

   Fax Number 803-407-5004

   Email foxk@midlandstech.edu

4. Event Website: www.harbisontheatre.org

5. Event/Project Category (*Check One*):
   - ◉ Tourism, Advertising/Promotion - *see #10 for advertising/promotion sources*
   - ○ Tourism Related Expenditures: _____

6. Project Timeline: Beginning date 7/1/16 End date 6/30/17

7. Location of Project/Event: Harbison Theatre at Midlands Technical College (MTC)

8. Number of employees: #Full-time 3 #Part-time 2

9. Do you advertise outside a 50-mile radius? ■Yes ☐No

10. If yes to #9, please check all that apply to advertising sources outside of Lexington County:
    - ■ Rack Cards - # distributed 5000
    - ■ Brochures - # distributed 66850
    - ■ Posters - # distributed 100
    - ■ Magazine Ads - # ads 6 (list ads and distribution range on separate sheet)
    - ■ Newspaper Ads - # ads 8 (list newspapers and distribution range on separate sheet)
    - ■ Television Ads - # ads 927 (list stations and viewing range on separate sheet)
    - ■ Radios Ads - # ads 703 (list stations and listener range on separate sheet)
    - ■ Billboards - # ads 3 (list number and location of billboards on separate sheet)
    - ■ Websites - # web pages other than primary website # 1 (list on separate sheet with target audience)
    - ☐ Other than listed above: _____ (list on separate sheet with target audience)

11. How many people do you expect to attend? 26000

12. Of this number, how many are tourists? 14950 (Tourists: "*People taking trips outside of their home communities for any purpose, except daily commuting to and from work.*") [SC Code of Laws, Chapter 6, Section 6-4-5 (4)].

13. List the methods used to track tourists:
    - ☐ Web page inquires - estimated inquires per month
    - ☐ Phone call inquiries - estimated phone calls per month
    - ☐ Brochure mailings - estimated brochures mailed per month
    - ■ Event ticket sales - estimated tickets sold per event 385
    - ☐ Event registration - estimated registrants per event
    - ☐ Hotel sales - estimated sales per event/per month
    - ☐ License plates - estimated count per event
    - ☐ Surveys - estimated number of responses per survey
    - ■ Other than listed: Raise your hand polls

14. **Must complete:** County accommodations funds are generated from the hotels in the unincorporated areas of the County. Please list the hotels and number of room nights you have used or plan to use for your event/project located in the unincorporated areas of Lexington County only:
    N/A

15. Please indicate you have read: **Chapter 6, Sections 6-4-5 (4) and 6-4-10, SC Code of Laws, 1976**? ■Yes ☐No

16. Project Budget - **Request for funds must meet the requirements of Chapter 6, Section 6-4-10, SC Code of Laws, 1976, as amended.**
    a. Estimated total cost of Project $ 481000
    b. Amount of Accommodations Funds requested for this Project: $ 20000
    c. This request equals what percent of the total Project/Event Budget? 4.16 %
    d. List specifically what the funds will be used for and the estimated amount i.e. brochures - $1,500, etc. Advertising with media outlets including television and radio

17. Has your project or organization previously received Accommodations Tax Funds?
    ☐Yes ■No

    a. If yes, state year_____, amount $_____, source_____, and purpose:_____

    b. For each award year, did you expend 100% of the Accommodations Tax Funds you received?
    ☐Yes ■No

    c. If no, please explain: N/A

18. Type of Organization:

Please check one:

- ○ County
- ○ Municipal
- ◉ Non-profit Organization
- ○ Community service club, church, etc.
- ○ 501(c) 3
- ○ Other:_____

Note: For-profit organizations are not eligible for Accommodations Tax Funds

19. Project description - please attach a report with the following information needed by the Tourism Expenditure Review Committee to be sure that the event/project was in accordance to Section 6-4-10 of the S.C. Code of Laws (***Use separate sheet for Project Description if needed***):

a. General description
b. State the benefit that this project will serve toward promoting tourism and the Lexington County Community
c. Total attendance to the event/project versus the number of total tourists in attendance
d. Economic impact generated by tourism to the event/project
e. Overall description of how the event/project attracts and promotes tourists to the area and specifically how the Accommodations Tax Funds were used to accomplish this
f. Additional comments: see attached

PLEASE NOTE: Applicant and/or representatives must be present during review process by the Accommodations Tax Advisory Board in order to be considered for funding.

Signature of Event/Project Director:

Katie Fox	Executive Director
Print Name	Title
Katie Fox	1/7/16
Signature	Date

County of Lexington
Accommodations Tax Fund
FY 2016/17

FUNDING SOURCES

Organization Name: MTC Foundation on behalf of Harbison Theatre at MTC

List of Funding Sources	Actual 2014/15	Current 2015/16	Estimated 2016/17
Richland County H-Tax*	$ 14,000.00	$ 15,000.00	$ 15,000.00
State, Federal, Local Grants	$ 9,940.00	$ 25,000.00	$ 45,000.00
Sponsorships	$ 5,000.00	$ 45,000.00	$ 45,000.00
Rental Income	$ 41,527.00	$ 40,000.00	$ 40,000.00
Ticket Revenue	$ 74,262.00	$ 115,000.00	$ 115,000.00
MTC Operations Fund	$ 270,548.00	$ 241,000.00	$ 221,000.00
*According to the Lexington County Assessor's			
Office the county dividing line runs through the theatre.			
This makes Harbison Theatre eligible for Richland			
County H-Tax funds. However, the rest of the campus			
is in Lexington County.			
	$ 415,277.00	$ 481,000.00	$ 481,000.00

County of Lexington
Accommodations Tax Fund
FY 2016/17

EXPENDITURES

Organization Name: MTC Foundation on behalf of Harbison Theatre at MTC

List of Expenditures	Actual 2014/15	Current 2015/16	Estimated 2016/17
Brochure Printing	$ 14,105.00	$ 19,687.00	$ 20,000.00
Window Clings	$ 2,150.00	$ 3,900.00	$ 3,900.00
Per Show Advertising	$ 58,130.00	$ 90,000.00	$ 90,000.00
Season Marketing	$ 42,812.00	$ 35,000.00	$ 35,000.00
Artist Fees	$ 148,080.00	$ 182,413.00	$ 182,100.00
Salaries (portion of all staff salaries)	$ 150,000.00	$ 150,000.00	$ 150,000.00
	$ 415,277.00	$ 481,000.00	$ 481,000.00

2016 Lexington Accommodations Tax Advertising Source Information for Harbison Theatre at Midlands Technical College

Magazine Ads (combined circulation 100,000):

- Go Columbia
- Jasper
- Fig

Newspaper Ads (combined circulation 501,000):

- Daily Gamecock
- Free Times
- Carolina Panorama
- The State

Television Ads (1,987,000 impressions)*:

- WLTX
- WIS
- Time Warner Cable

Radio Ads (1,687,200 impressions)*:

- WWDM
- WARQ
- WTCB
- WLXC
- WFMV
- WOMG
- WCOS
- WWNU

Billboards (1,347,044 impressions):

- Lamar
  - 5236 Sunset Blvd
  - 10240 Two Notch Rd
- Grace
  - 1012 Gervais St

Digital (64,750 online impressions):

- Thestate.com
  - Target: Central SC residents

**Coverage maps attached*

TV HH Rank: 83; Cable HH Rank: 158

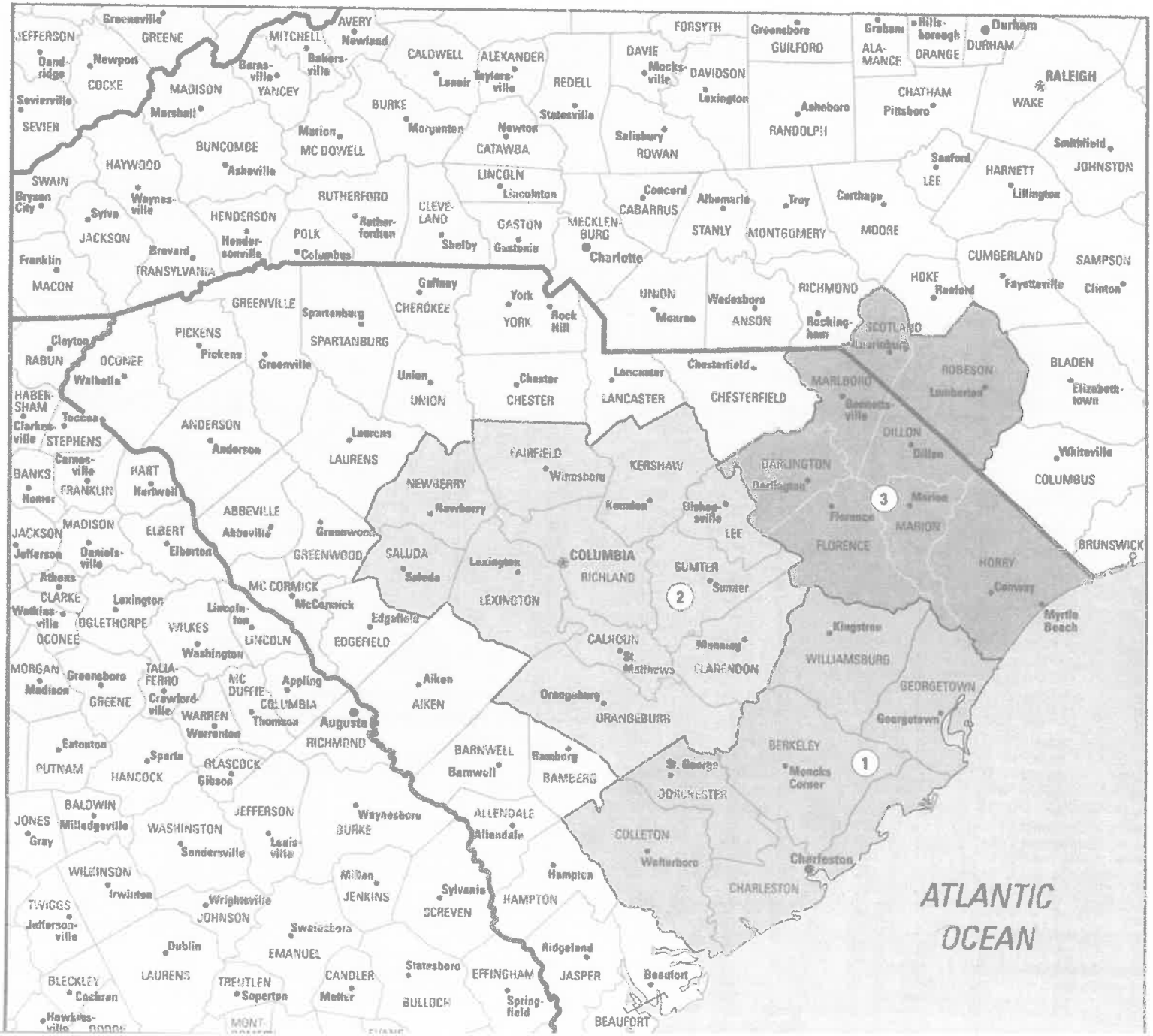

WWDM COVERAGE MAP

WARQ COVERAGE MAP

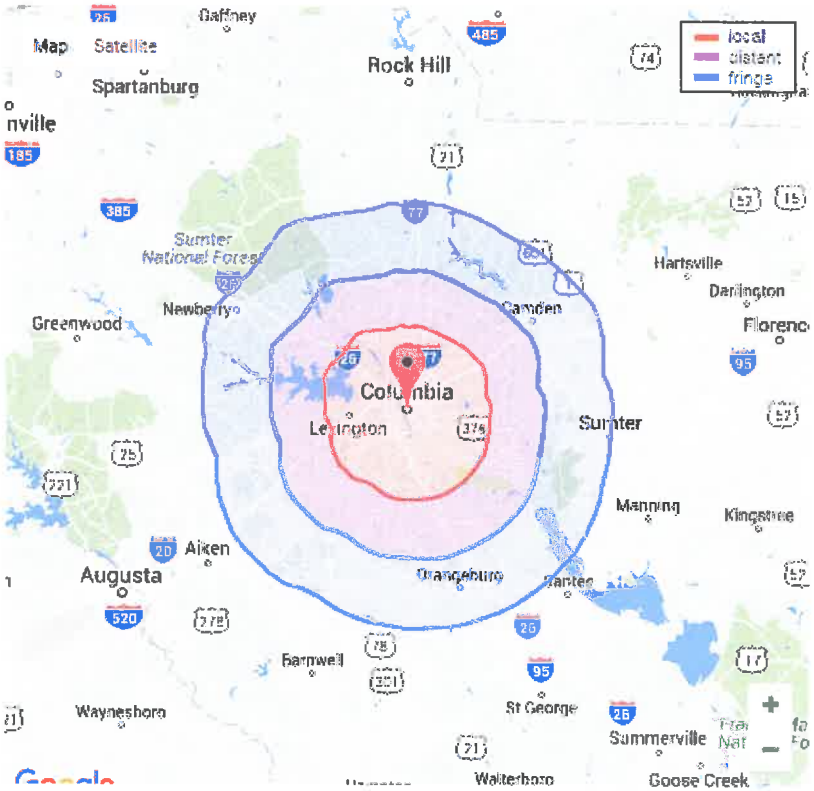

WTCB COVERAGE MAP

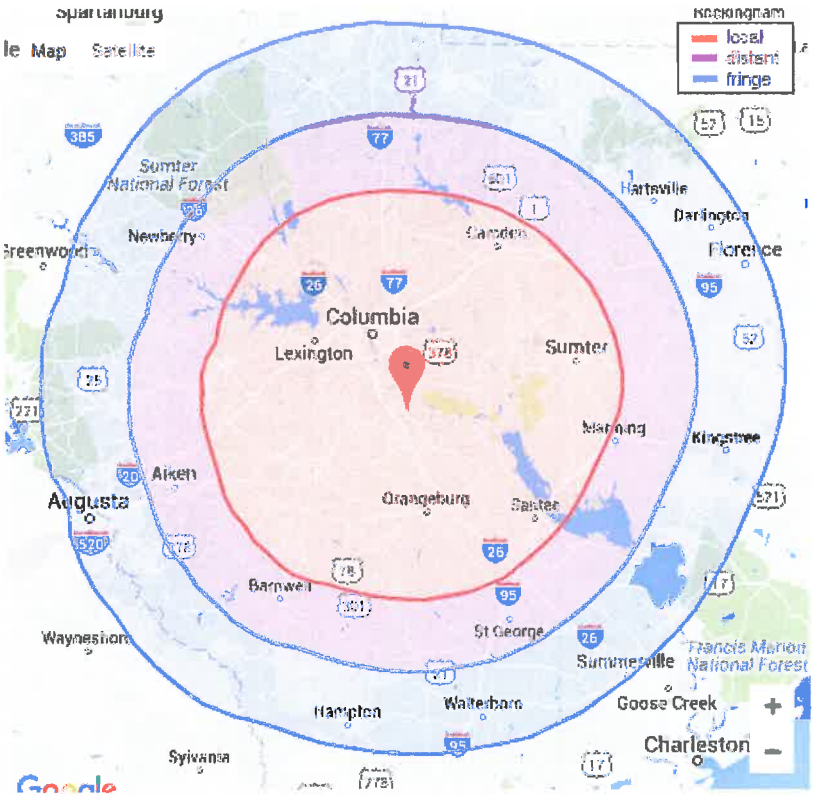

WLXC COVERAGE MAP

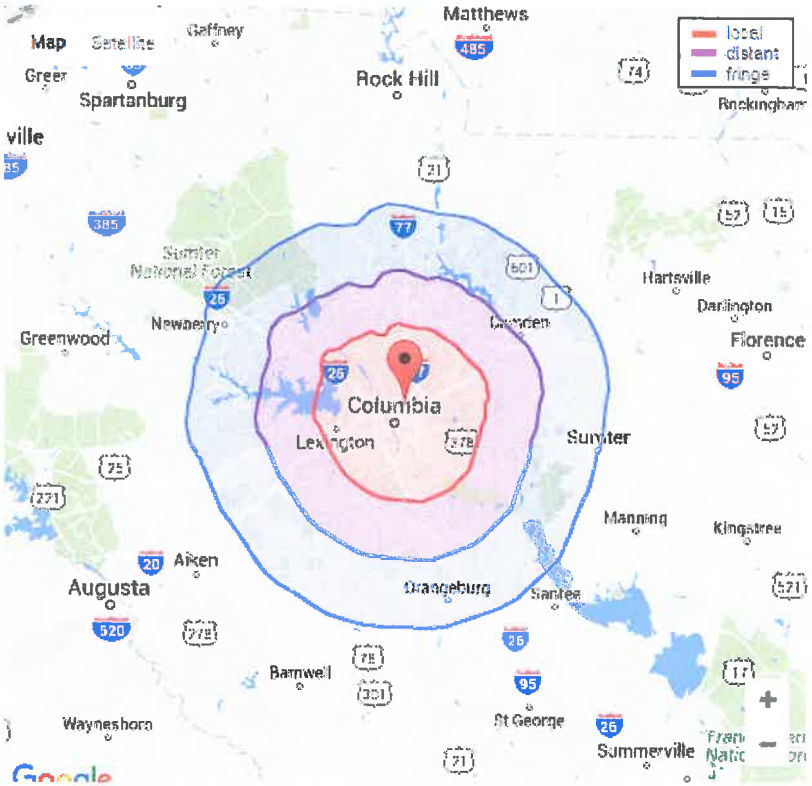

WFMV COVERAGE MAP

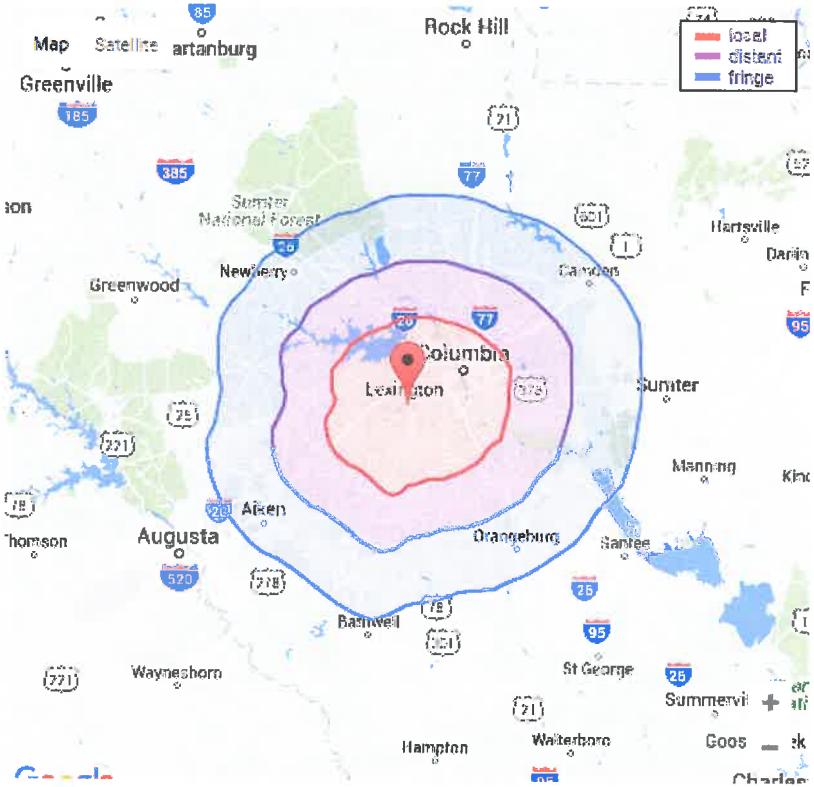

WOMG COVERAGE MAP

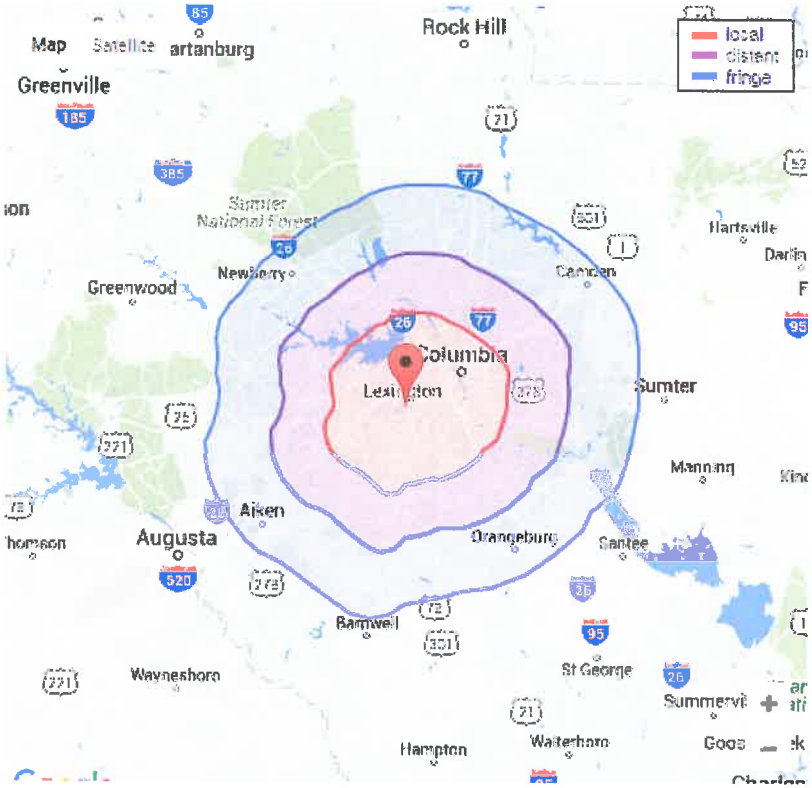

WCOS COVERAGE MAP

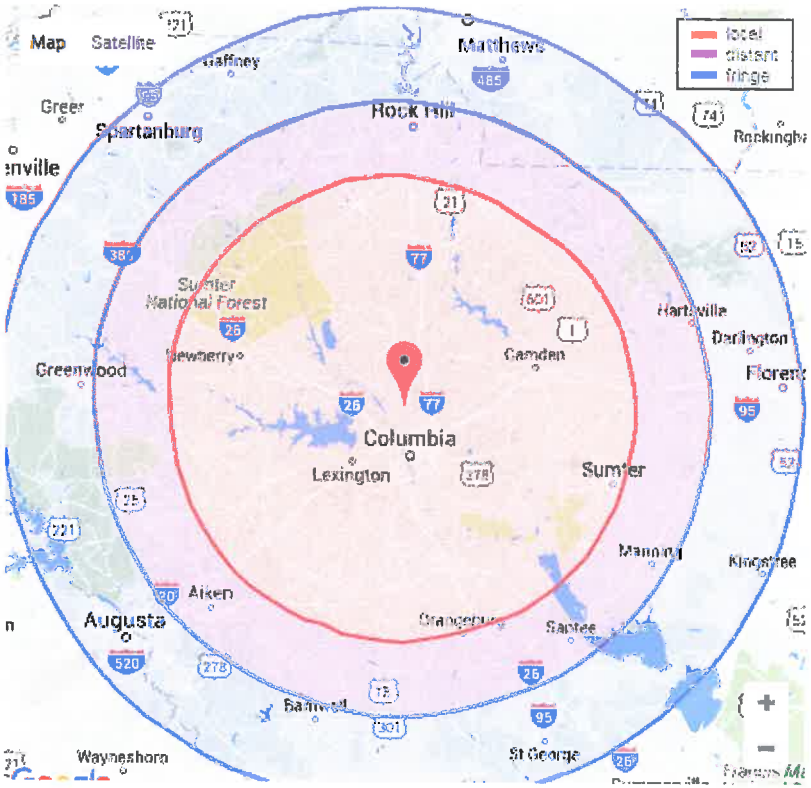

WWNU COVERAGE MAP

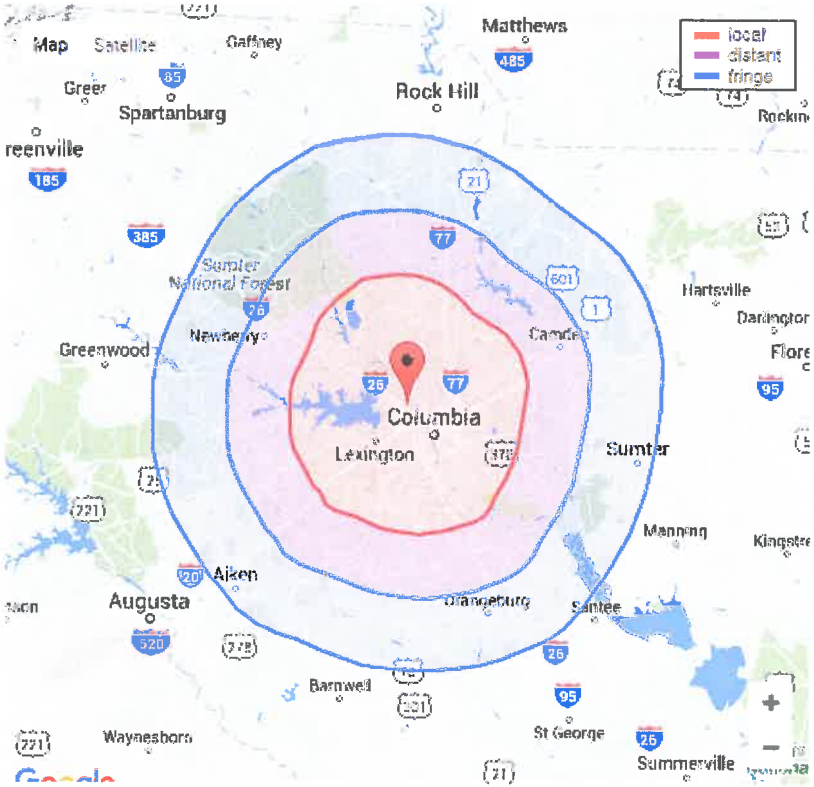

2016 Lexington Accommodations Tax Project Description for Harbison Theatre at Midlands Technical College

A. General description:

Harbison Theatre at Midlands Technical College offers programs and productions that encourage reflection, examination and discovery; and that provide entertainment, education and opportunity to professionals, learners and community members in all stages of life. The theatre is a state-of-the-art, 400 seat performing arts center located on the Harbison Campus of Midlands Technical College. It is home to a 22 production Signature Series that features performing artists and groups from across the country, offering residents and visitors the best in theatre, dance, music, and film. Performing legends such as Mavis Staples, The Second City, Kathleen Madigan, and Pilobolus have graced our stage; as well as pop culture favorites The Texas Tenors and Scott Bradlee's Postmodern Jukebox, family events like The Singalong Muppet Movie and world-renown scholars and authors such as Fabien Cousteau and Glennon Doyle Melton. Harbison Theatre presents the sold-out Pops Series featuring the South Carolina Philharmonic, offering additional professional performance opportunities to the professional musicians of our community. The theatre is also home to several yearly performances by young people in Lexington/Richland School District Five and serves as a performance space available for rent by community arts organizations such as the Chapin Community Theatre, The Palmetto Opera, the Lake Murray Symphony Orchestra, and several local dance schools. Between Harbison's presenting activities and rentals, the theatre is in use every weekend of the year. This grant application concerns advertising support for the Signature Series. Based upon our prior success and audience surveys, the 2016-17 Season includes productions and events that promise to highlight the best of performing arts both home-grown and abroad.

B. Benefit to promoting tourism and Lexington County Community:

For years, Irmo has suffered from a "great place to live, but I wouldn't want to visit there" image. Harbison Theatre at Midlands Technical College plays a leading role in changing that image. Until its construction, the community and the surrounding area lacked a space that could technically sustain nationally-touring performing acts. Based on ticketing information, we know that 57.5% of this season's audience visited from beyond the boundaries of Lexington County. Based on casual, "raise your hand" polling, we know that about half our audience members visit a restaurant before they attend shows. Harbison Theatre increases the draw of an evening audience to Irmo.

In addition to featuring nationally-recognized companies and performers, Harbison Theatre serves as a showplace for the best in local, Lexington county-based performing arts. The theatre is home to Chapin Theatre Company, the Lake Murray Symphony Orchestra, The Palmetto Opera; and several dance academies also perform in the space throughout the year. Additionally, the theatre hosts a dozen performances by performing arts students in District Five

of Richland and Lexington Counties. Additionally, visiting artists regularly lead masterclasses for learners of all ages during their time at Harbison Theatre, strengthening the skills of local professional and pre-professional performers.

C. Total attendance to project vs. number of tourists:

Total attendance to our 2014-2015 Season was 22,370 and 12,863 of those attendees were tourists. We have doubled our production offerings this season and expect attendance to near 26,000, including 14,950 tourists

D. Economic impact generated by tourism to the project:

Based on information gathered in our ticketing system: During our 2014-15 Season tourists comprised 57.5% of our audience (12,863).

- If half of our tourists eat in restaurants that would equal 6431 meals.
- In the 2014-15 Season, 4% of our audience traveled two hours or more to attend shows = 895; if 1/3 of those audience members stay in hotel, and we add the number of hotel rooms that the theatre books for visiting performers that would equal 298 rooms.
- Based on information available to date in the 15/16 Signature Series, we expect these totals to increase by 16%, to 7439 restaurant meals and 346 hotel rooms.

E. **Overall description of how the event/project attracts and promotes tourists to the area and how the Accommodations Tax Funds were used to accomplish this:**

Our plan to attract and promote tourism is as follows:

Spring 2016 - Season performances finalized; graphic design for print and digital pieces created; season and performance sponsorships finalized
Early Summer 2016 - Season brochure and postcard mailed to 96,854 local residents; rack cards distributed to hotels and visitor centers around the state; print and digital advertisement of season packages; season tickets on sale
Early Fall 2016 - Television and radio advertising for individual shows begins; tickets go on sale for individual purchasers (non-subscribers)
Per-show throughout the season (October through May): Appropriate print ad placement; reminder cards sent home in student take home folders; press releases; Web page features; Harbison Theatre E-newsletter features; billboards; radio and television features.

The Accommodations Tax Funds will assist us in accomplishing this task by helping fund the paid advertising efforts we have planned for our 2016-2017 Season.

MIDLANDS TECHNICAL COLLEGE FOUNDATION, INC.

AUDITED FINANCIAL STATEMENTS

YEAR ENDED JUNE 30, 2015

WITH

INDEPENDENT AUDITORS REPORT

MIDLANDS TECHNICAL COLLEGE FOUNDATION, INC.

STATEMENT OF FINANCIAL POSITION

JUNE 30, 2015
(With comparative amounts for June 30, 2014)

	June 30,	
	2015	2014
Assets		
Cash and cash equivalents	$ 720,745	$ 158,907
Contributions receivable, net	1,774,923	708,331
Other receivable	12,274	20,417
Grant receivable	-	12,500
Investments	6,859,533	6,911,341
Total assets	$ 9,367,475	$ 7,811,496
Liabilities and Net Assets		
Accounts payable	$ 94,812	$ 77,652
Total liabilities	94,812	77,652
Net assets:		
Unrestricted - undesignated	1,143,668	2,190,662
Unrestricted - designated	299,420	182,307
Temporarily restricted	2,525,101	2,184,278
Permanently restricted	5,304,474	3,176,597
Total net assets	9,272,663	7,733,844
Total liabilities and net assets	$ 9,367,475	$ 7,811,496

See accompanying notes.

MIDLANDS TECHNICAL COLLEGE FOUNDATION, INC.

STATEMENT OF ACTIVITIES

JUNE 30, 2015
(With comparative totals for June 30, 2014)

	Unrestricted		Temporarily	Permanently	Totals	Totals
	Undesignated	Designated	Restricted	Restricted	2015	2014
Revenue, gains, and other support:						
Contributions, net	$ 347,261	$ -	$ 491,669	$ 1,627,877	$ 2,466,807	$ 1,231,424
Grant revenue	-	-	14,000	-	14,000	12,500
Income on long-term investments	100,325	16,272	57,337	-	173,934	144,265
Other investment income	502	-	-	-	502	406
Net unrealized and realized gains on long-term investments	(701,826)	114,841	404,651	-	(182,334)	710,683
Net assets released from restrictions:						
Satisfaction of program restrictions	104,513	(14,000)	(590,513)	500,000	-	-
Expiration of time restrictions	36,321	-	(36,321)	-	-	-
Total revenue, gains and other support	(112,904)	117,113	340,823	2,127,877	2,472,909	2,099,278
Expenses:						
Management and general	137,372	-	-	-	137,372	86,447
College support	495,482	-	-	-	495,482	312,879
Student support	119,740	-	-	-	119,740	223,223
Fund raising	181,496	-	-	-	181,496	172,491
Total expenses	934,090	-	-	-	934,090	795,040
Change in net assets	(1,046,994)	117,113	340,823	2,127,877	1,538,819	1,304,238
Net assets at beginning of year	2,190,662	182,307	2,184,278	3,176,597	7,733,844	6,429,606
Net assets at end of year	$ 1,143,668	$ 299,420	$ 2,525,101	$ 5,304,474	$ 9,272,663	$ 7,733,844

See accompanying notes.

MIDLANDS TECHNICAL COLLEGE FOUNDATION, INC.

STATEMENT OF FUNCTIONAL EXPENSES

JUNE 30, 2015
(With comparative totals for June 30, 2014)

	Management and General	College Support	Student Support	Fund Raising	Total 2015	Total 2014
Accountant fee	$ 7,218	$ -	$ -	$ -	$ 7,218	$ 7,913
Administrative services	3,000	-	-	-	3,000	3,000
Alumni relations	29,986	-	-	-	29,986	-
College personnel compensation	-	117,393	-	-	117,393	106,770
Curriculum development	-	-	-	-	-	23,495
Dues and memberships	8,315	-	-	-	8,315	3,050
Emergency support	-	-	1,722	-	1,722	1,037
Employee grants and scholarships	-	5,000	-	-	5,000	16,396
Employee of the month and year	-	2,980	-	-	2,980	1,380
Foundation Board meetings	8,572	-	-	-	8,572	9,693
In-kind gifts	-	128,001	-	-	128,001	72,049
Investment management	51,550	-	-	-	51,550	35,253
Legislative services	-	40,000	-	-	40,000	35,223
Liability insurance	2,205	-	-	-	2,205	2,205
Office and other supplies	-	54,529	-	-	54,529	3,138
Other	1,971	-	-	-	1,971	8,569
Other contractual services	-	21,604	-	181,496	203,100	147,797
Professional Development	-	88,840	-	-	88,840	64,188
Promotional	16,613	35,024	-	-	51,637	26,383
Scholarships and grants	-	-	118,018	-	118,018	222,186
Social activities	-	2,111	-	-	2,111	3,661
Travel/training	7,942	-	-	-	7,942	1,654
Total expenses	$ 137,372	$ 495,482	$ 119,740	$ 181,496	$ 934,090	$ 795,040

See accompanying notes.

MIDLANDS TECHNICAL COLLEGE FOUNDATION, INC.

STATEMENT OF CASH FLOWS

JUNE 30, 2015
(With comparative amounts for June 30, 2014)

	June 30, 2015	June 30, 2014
Cash flows from operating activities:		
Change in net assets	$ 1,538,819	$ 1,304,238
Adjustments to reconcile change in net assets to net cash from operating activities:		
Net (gains) losses on investments	182,334	(710,683)
Contributions permanently restricted	(2,127,877)	(99,505)
Changes in operating assets and liabilities:		
Other receivable	8,143	1,526
Contributions receivable	(1,066,592)	(523,881)
Grant receivable	12,500	(12,500)
Accounts payable	17,160	(20,574)
Net cash from operating activities	(1,435,513)	(61,379)
Cash flows from investing activities:		
Proceeds from sale and maturity of investments	9,502,379	1,388,062
Purchase of investments	(9,632,905)	(1,498,963)
Net cash from investing activities	(130,526)	(110,901)
Cash flows from financing activities:		
Proceeds from contributions restricted for:		
Investment in endowment	2,127,877	99,505
Net cash from financing activities	2,127,877	99,505
Net increase (decrease) in cash and cash equivalents	561,838	(72,775)
Cash and cash equivalents at beginning of year	158,907	231,682
Cash and cash equivalents at end of year	$ 720,745	$ 158,907
Supplemental disclosure of non-cash operating activities:		
In-kind contributions	$ 128,001	$ 72,049

See accompanying notes.

GREATER IRMO
CHAMBER OF COMMERCE

1235 Columbia Avenue, Irmo, South Carolina 29063 | T: (803) 749 9355 | CEO@GreaterIrmoChamber.com

DEC 2015
RECEIVED
LEXINGTON COUNTY
COUNCIL
LEXINGTON, S.C.

December 2, 2015

Lexington County Council
212 South Lake Drive, Suite 601
Lexington, South Carolina 29072

RE: Accommodations Tax Request from the Greater Irmo Chamber of Commerce

Thank you for the opportunity once again to request Accommodations Tax funding for the fiscal year 2016-2017. The Greater Irmo Chamber of Commerce is pleased to operate the Greater Irmo Welcome and Visitor's Center to promote the Greater Irmo area and Lexington County. We have greatly enhanced our Visitor's Center with a new building and location. Additionally, we have rebranded the Chamber and we have launched a brand new website, enhanced our social media and our staff is dedicated to continuing the promotion of the Greater Irmo area and Lexington County as an attractive place to visit, raise families and do business.

Enclosed you will find our completed application with all the necessary documentation as requested. I look forward to meeting with you soon and I thank you for your continued support for our Accommodations Tax funding request. I hope each and every one of you have a prosperous New Year!

Sincerely,

Kerry Powers
President & CEO
Greater Irmo Chamber of Commerce

County of Lexington
Accommodations Tax Fund
FY 2016/2017

APPLICATION

1. Name of Project/Event: Greater Irmo Chamber of Commerce-Shop Local, Stay Local

2. Sponsoring Organization: Greater Irmo Chamber of Commerce Welcome Center

   Mailing Address: 1235 Columbia Avenue, Irmo, SC 29063

3. Event/Project Director:

   Name Kerry Powers Title President & CEO

   Telephone 803-749-9355 Alternate Telephone 803-361-2212

   Fax Number 803-732-7986

   Email ceo@greaterirmochamber.com

4. Event Website: www.greaterirmochamber.com

5. Event/Project Category (*Check One*):
   - ◉ Tourism, Advertising/Promotion - *see #10 for advertising/promotion sources*
   - ○ Tourism Related Expenditures: _____

6. Project Timeline: Beginning date July 1, 2016 End date June 30, 2017

7. Location of Project/Event: 1235 Columbia Avenue, Irmo, SC 29063

8. Number of employees: #Full-time 2 #Part-time 2

9. Do you advertise outside a 50-mile radius? ■Yes ☐No

10. If yes to #9, please check all that apply to advertising sources outside of Lexington County:
    - ☐ Rack Cards - # distributed _____
    - ■ Brochures - # distributed 5000
    - ☐ Posters - # distributed _____
    - ☐ Magazine Ads - # ads _____ (list ads and distribution range on separate sheet)
    - ■ Newspaper Ads - # ads 52 (list newspapers and distribution range on separate sheet)
    - ☐ Television Ads - # ads _____ (list stations and viewing range on separate sheet)
    - ☐ Radios Ads - # ads _____ (list stations and listener range on separate sheet)
    - ☐ Billboards - # ads _____ (list number and location of billboards on separate sheet)
    - ■ Websites - # web pages other than primary website # 13 (list on separate sheet with target audience)
    - ■ Other than listed above: _____ (list on separate sheet with target audience)

Question 10: Other than listed above

The Greater Irmo Chamber of Commerce uses the local newspaper, **The New Irmo News**, to publish our monthly newsletter in print as well as advertise our Chamber and community events several times per month.

The Greater Irmo Chamber Visitor and Welcome Center contracts with Spring Hill Productions to produce our Greater Irmo map. We distribute the maps at all 9 South Carolina Welcome Centers, other Chambers in Richland and Lexington Counties and it is available online. Each relocation and visitor packet we mail or distribute here at the Welcome Center contains a map. We also distribute the maps at community events including the Irmo Okra Strut. Distribution is approximately 5,000 maps per year.

The Greater Irmo Chamber Visitor and Welcome Center contracts with SC Biz to produce the Town of Irmo Visitor's Guide. We distribute the guides at all 9 South Carolina Welcome Centers, via mail in our relocation packages, in the Chamber lobby and it is available online. Distribution is approximately 3,500 books per year.

10. Web pages on www.greaterirmochamber.com which target people outside of Lexington County

Page Name	Target Audience	URL
Contact Us	Visitors, Residents, Members	http://greaterirmochamber.com/contact
Events	Visitors, Residents, Members	http://greaterirmochamber.com/event
Festivals and Events	Visitors, Residents, Members	http://greaterirmochamber.com/content/visitor_information#Festivals_Events
Hotels	Visitors, Residents, Members	http://greaterirmochamber.com/content/visitor_information#Hotels
Members	Visitors, Residents, Members	http://greaterirmochamber.com/members
Recreation	Visitors, Residents, Members	http://greaterirmochamber.com/content/visitor_information#Recreation
Relocation Information	Visitors, Future Residents	http://greaterirmochamber.com/content/relocation_information
Restaurants	Visitors, Residents, Members	http://greaterirmochamber.com/content/visitor_information#Restaurants
Visitor Information	Visitors	http://www.greaterirmochamber.com/visitor_information

Web sites referring to www.greaterirmochamber.com which target people outside of Lexington County

Site Name	Target Audience	URL
Coldwell Banker	Future Residents	http://www.cbcarolinascolumbia.com/agent/links.aso?CEQ_AgentCode=rnelson
Irmo Okra Strut	Visitors and Residents	http://www.irmookrastrut.com/contact.html
Joan Lucius on Twitter	Personal Followers	https://twitter.com/#!/JoanLucius/status/91360105452208128
Joseph Strenk on Linkedin	Regional Business Owners	http://www.linkedin.com/in/josephstrenk
Lake Murray Times	Visitors and Residents	http://www.lakemurraytimes.com/lm-businesses/local-organizations
Lexington County Chronicle	Visitors and Residents	http://lexingtonchronicle.com/clients/lexingtonchronicle/10062011PageA5.pdf
Lexington County, SC	Visitors and Residents	http://www.lex-co.com/Departments/InformationServices/recreation.html
Midstate Chambers Coalition	Regional Business Owners	http://www.midstatechamberscoalition.org/sc-chamber-partners.htm
Miss Greater Irmo Scholarship Pageant on Facebook	Regional Business Owners and Residents	http://www.facebook.com/pages/Miss-Greater-Irmo-Scholarship-Pageant/247131571973907
The State	Visitors and Residents	http://www.thestate.com/2011/11/11/2042302/giving-help-getting-help-nov-11.html
Welcome to Lake Murray	Visitors	http://www.lakemurray.com/en-US/SYN/7270/Templates/EventTemplate.aspx

11. How many people do you expect to attend? N/A

12. Of this number, how many are tourists? N/A (Tourists: "*People taking trips outside of their home communities for any purpose, except daily commuting to and from work.*") [SC Code of Laws, Chapter 6, Section 6-4-5 (4)].

13. List the methods used to track tourists:
    - ☐ Web page inquires - estimated inquires per month 6075
    - ☐ Phone call inquiries - estimated phone calls per month 200
    - ☐ Brochure mailings - estimated brochures mailed per month 30
    - ☐ Event ticket sales - estimated tickets sold per event
    - ☐ Event registration - estimated registrants per event
    - ☐ Hotel sales - estimated sales per event/per month 10 in February, 10 September
    - ☐ License plates - estimated count per event
    - ☐ Surveys - estimated number of responses per survey
    - ☐ Other than listed:

14. **Must complete:** County accommodations funds are generated from the hotels in the unincorporated areas of the County. Please list the hotels and number of room nights you have used or plan to use for your event/project located in the unincorporated areas of Lexington County only:
    Residence Inn by Marriott on Lake Murray Blvd. 10-20 Rooms per year for events
    Doubletree by Hilton on Bush River. 10-20 rooms per year for events.

15. Please indicate you have read: **Chapter 6, Sections 6-4-5 (4) and 6-4-10, SC Code of Laws, 1976**? ■Yes ☐No

16. Project Budget - **Request for funds must meet the requirements of Chapter 6, Section 6-4-10, SC Code of Laws, 1976, as amended.**

    a. Estimated total cost of Project $ 32,800
    b. Amount of Accommodations Funds requested for this Project: $ 20,800
    c. This request equals what percent of the total Project/Event Budget? 63.41 %
    d. List specifically what the funds will be used for and the estimated amount i.e. brochures - $1,500, etc. 7,000 for online WIS and WLTX, 3600 for Top 10 website.

17. Has your project or organization previously received Accommodations Tax Funds?
    ■Yes ☐No

    a. If yes, state year 15/16, amount $ 8500, source Lexington County, and purpose: Shop Local, Stay Local

    b. For each award year, did you expend 100% of the Accommodations Tax Funds you received?
    ■Yes ☐No

    c. If no, please explain:

Question 14: County accommodations funds are generated from the hotels in the unincorporated areas of the County. Please list the hotels and number of room nights you have used or plan to use for your event/project located in the unincorporated areas of Lexington County only:

From February through November of 2015, we put 30 visitors in hotels in our area. That is averaging 3 heads in beds a month.

The list of hotels included is as follows:

Courtyard by Marriott, 347 Zimalcrest Drive. Columbia, SC 29210

DoubleTree by the Hilton, 2100 Bush River Road, Columbia, SC 29210

Wingate by Wyndham, 217 Lanneau Court, Columbia, SC 29212

18. Type of Organization:
Please check one:
- ○ County
- ○ Municipal
- ○ Non-profit Organization
- ○ Community service club, church, etc.
- ○ 501(c) 3
- ◉ Other: 501 (c) 6

Note: For-profit organizations are not eligible for Accommodations Tax Funds

19. Project description - please attach a report with the following information needed by the Tourism Expenditure Review Committee to be sure that the event/project was in accordance to Section 6-4-10 of the S.C. Code of Laws (***Use separate sheet for Project Description if needed***):

a. General description
b. State the benefit that this project will serve toward promoting tourism and the Lexington County Community
c. Total attendance to the event/project versus the number of total tourists in attendance
d. Economic impact generated by tourism to the event/project
e. Overall description of how the event/project attracts and promotes tourists to the area and specifically how the Accommodations Tax Funds were used to accomplish this
f. Additional comments: see additional documentation ✓

PLEASE NOTE: Applicant and/or representatives must be present during review process by the Accommodations Tax Advisory Board in order to be considered for funding.

Signature of Event/Project Director:

Kerry Powers
Print Name

President & CEO
Title

Signature

121015
Date

Question 19: Project Description

a. General Description

The Greater Irmo Chamber Welcome and Visitor's Center is located conveniently off 1-26 approximately one half mile from the interstate and is just off the main route to the Lake Murray Dam. In July 2015, The Greater Irmo Chamber purchased a new facility on Columbia Avenue in the heart of Irmo, right across from Irmo Town Park. Our project for 2016 is to enhance the functionality of our Welcome Center, which will include a campaign to encourage visitors to shop, stay and eat locally.

b. State the benefit that this project will serve toward promoting tourism and the Lexington County Community

The Greater Irmo Chamber Welcome and Visitor's Center will continue to assist in promoting tourism to our area by maintaining the Welcome Center, employing a Welcome Center Coordinator, maintaining up to date content on our website and social media for tourists and visitor's to access. We are available by phone and email to assist visitors to the area.

c. Total attendance to the event/project versus the number of total tourists in attendance

We receive approximately 200 phone calls per month from potential visitors to the area. We maintain a close relationship with the Town of Irmo and we field most of their calls from potential visitors. We receive approximately 6100 hits to our website each month and we mail out an average of 30 relocation packages each month.

d. Economic impact generated by tourism to the event/project:

The Greater Irmo Chamber is one of the first places visitors/tourists contact when coming to visit the Irmo area and Lake Murray. We are able to direct them to our hotels, restaurants and other activities here in our area and throughout Lexington County to keep those tourist dollars in our County.

e. Overall description of how event/project attracts and promotes tourists to the area and specifically how the Accommodations Tax Fund were used to accomplish this.

The $20,800 requested by the Greater Irmo Chamber Welcome and Visitor's Center will be used to continue our campaign to encourage people visiting the area to shop, stay and eat in Lexington County.

County of Lexington
Accommodations Tax Fund
FY 2016/17

FUNDING SOURCES

Organization Name:_____

List of Funding Sources	Actual 2014/15	Current 2015/16	Estimated 2016/17
Grants/Funding: Lexington County	$ 8,500.00	$ 4,250.00	$ 20,800.00
Grants/Funding: Town of Irmo	$ 10,000.00	$ 10,000.00	$ 10,000.00
Membership Dues	$ 111,030.00	$ 54,245.00	$ 114,000.00
Projects Income	$ 95,862.00	$ 54,235.00	$ 99,000.00
Other Income	$ 6,028.00	$ 3,366.00	$ 6,000.00
Capital Campaign	$ 61,952.00	$ 35,863.00	$ 55,000.00
Concert in the Park	$ 13,430.00	$ 0.00	$ 0.00
	$ 306,802.00	$ 161,959.00	$ 304,800.00

County of Lexington
Accommodations Tax Fund
FY 2016/17

EXPENDITURES

Organization Name:_____

List of Expenditures	Actual 2014/15	Current 2015/16	Estimated 2016/17
Advertising	$ 4,908.00	$ 1,089.00	$ 7,000.00
Bank Charges	$ 1,666.00	$ 1,669.00	$ 1,600.00
Salaries/Payroll Taxes	$ 127,403.00	$ 73,751.00	$ 138,000.00
Copier	$ 5,391.00	$ 3,640.00	$ 7,000.00
Donations	$ 485.00	$ 0.00	$ 0.00
Chamber Dues	$ 950.00	$ 200.00	$ 200.00
Insurance	$ 3,296.00	$ 1,254.00	$ 3,500.00
Janitorial	$ 2,450.00	$ 1,300.00	$ 2,500.00
Repairs and Maintenance	$ 2,780.00	$ 1,442.00	$ 3,000.00
Meetings	$ 2,552.00	$ 787.00	$ 2,000.00
Monthly Luncheon	$ 4,835.00	$ 2,050.00	$ 4,000.00
Office Expense	$ 6,327.00	$ 4,791.00	$ 5,000.00
Postage	$ 1,135.00	$ 426.00	$ 800.00
Accounting Fees	$ 7,329.00	$ 3,624.00	$ 7,000.00
Information Technology	$ 8,377.00	$ 1,935.00	$ 10,000.00
Projects Expense	$ 36,087.00	$ 20,071.00	$ 40,000.00
Rent	$ 21,702.00	$ 231.00	$ 0.00
Mortgage Interest	$ 2,963.00	$ 3,217.00	$ 3,000.00
Utilities and Telephone	$ 10,917.00	$ 4,604.00	$ 9,000.00
Miscellaneous	$ 326.00	$ 200.00	$ 400.00
Concert in the Park	$ 11,718.00	$ 2,137.00	$ 0.00
Capital Campaign	$ 1,300.00	$ 5,916.00	$ 12,000.00
	$ 264,897.00	$ 134,334.00	$ 256,000.00

Clear Forms Print Forms Save Forms

County of Lexington
Accommodations Tax Fund
FY 2015/16 FINAL REPORT

I. PROJECT INFORMATION:

Organization Name: Greater Irmo Chamber of Commerce

Project/Event Name: Greater Irmo Chamber of Commerce-Shop Local, Stay Local

Contact Name: Kerry Powers Phone: 803-749-9355

II. PROJECT COMPLETION:

Were you able to complete the project/event as stated in your original application? ◉ Yes ○ No

If no, state any problems you encountered:

III. PROJECT SUCCESS:

Please share any additional comments regarding the project (e.g., lessons learned, successes, problems encountered, etc.):
Our members and visitor's have been pleased with the Visitor's Guide and the Welcome Center.

IV. PROJECT ATTENDANCE:

Record numbers in table below as requested by the Tourism Expenditure Review Committee. Numbers are to reflect attendance and funds received for projects for current and previous years.

	FY2015/16 Current Year	2014/15 Previous Year
Total Budget of Event/Project	32000	31625
Amount Funded by the Lexington County Accommodations Tax Fund	8500	8500
Amount Funded by the Lexington County Accommodations Tax Funds from all Sources	8500	8500
Total Attendance		
Total Tourists*		

**Tourists are generally defined as those who travel 50 miles or more to attend.*

V. METHODS:

Please describe the methods used to capture the attendance data listed above (license plates, surveys, etc.):
Not applicable

VI. PROJECT BUDGET:

Attach a report indicating what project expenses were paid for using the Lexington County Accommodations Tax Funds for the fiscal year.

VII. ORGANIZATION SIGNATURE:

Provide signature of official with the organization verifying accuracy of above statements.

Kerry Powers
Print Name

President & CEO
Title

Signature

121015
Date

Lexington County Accommodations Tax Funding FY 2016/17

Project Budget Report

Lexington County Accommodations Tax

FY 2015-2016

- $8500 Receiving

Greater Irmo Chamber of Commerce Visitor's Center

Expenditures:

- $18,427 to outfit the new welcome center

Less Accommodations Tax Received:

- Lexington County: $8500

Balance of Expenses: $9927

Greater Irmo Chamber of Commerce
Balance Sheet
As of October 31, 2015

11:35 AM
11/13/2015
Accrual Basis

	Oct 31, 15	Sep 30, 15
ASSETS		
Current Assets		
Checking/Savings		
1007 · First Citizen's Bank & Trust	14,621.58	10,701.55
1100 · Restricted Checking		
1011 · First Comm - Reserve	9,610.03	9,609.64
1012 · First Comm - Capital Campaign	8,796.37	8,953.74
1013 · First Comm - Concerts in Park	0.00	1,636.72
Total 1100 · Restricted Checking	18,406.40	20,200.10
Total Checking/Savings	33,027.98	30,901.65
Accounts Receivable		
1110 · Accounts Receivable	34,758.00	31,699.00
Total Accounts Receivable	34,758.00	31,699.00
Other Current Assets		
1116 · Undeposited Funds	702.00	4,825.00
Total Other Current Assets	702.00	4,825.00
Total Current Assets	68,487.98	67,425.65
Fixed Assets		
1124 · Fixed Assets		
1127 · Land & Bldg - 1235 Columbia Ave	268,201.25	268,201.25
1125 · Office Furniture & Equipment	18,427.21	18,427.21
1126 · Accumulated Depreciation	(7,506.96)	(7,506.96)
Total 1124 · Fixed Assets	279,121.50	279,121.50
Total Fixed Assets	279,121.50	279,121.50
Other Assets		
1129 · Miss Greater Irmo Pageant	952.00	952.00
1114 · Merlyne Larsen - Irmo Pageant	5,209.25	5,209.25
Total Other Assets	6,161.25	6,161.25
TOTAL ASSETS	**353,770.73**	**352,708.40**

	Oct 31, 15	Sep 30, 15
LIABILITIES & EQUITY		
Liabilities		
Current Liabilities		
Accounts Payable		
2000 · Accounts Payable	4,302.24	3,365.63
Total Accounts Payable	4,302.24	3,365.63
Credit Cards		
1008A · First Citizens		
1008-E · First Citizens - GICC	543.61	288.18
Total 1008A · First Citizens	543.61	288.18
Total Credit Cards	543.61	288.18
Other Current Liabilities		
2110 · Direct Deposit Liabilities	1,800.00	1,800.00
Total Other Current Liabilities	1,800.00	1,800.00
Total Current Liabilities	6,645.85	5,453.81
Long Term Liabilities		
1600 · Mortgage Payment - NBSC	215,651.22	216,418.67
Total Long Term Liabilities	215,651.22	216,418.67
Total Liabilities	222,297.07	221,872.48
Equity		
2022 · Retained Earnings	121,417.79	121,417.79
Net Income	10,055.87	9,418.13
Total Equity	131,473.66	130,835.92
TOTAL LIABILITIES & EQUITY	353,770.73	352,708.40

Secretary of State Search
Mark Hammond's Office

Office of the South Carolina Secretary of State
Business Filings Division

Information for: **GREATER IRMO CHAMBER OF COMMERCE, INCORPORATED** Check Charities Database

Note*** This online database was last updated on 06/11/2007 see our Disclaimer

DOMESTIC / FOREIGN:	Domestic
STATUS:	Good Standing
STATE OF INCORPORATION / ORGANIZATION:	SOUTH CAROLINA
	Non-Profit

REGISTERED AGENT INFORMATION

REGISTERED AGENT NAME:	CHARLES L LARSEN SR
ADDRESS:	1246 LAKE MURRAY BLVD
CITY:	IRMO
STATE:	SC
ZIP:	29063 0000
SECOND ADDRESS:	

FILE DATE:	09/02/1988
EFFECTIVE DATE:	09/02/1988
DISSOLVED DATE:	

CORPORATION HISTORY RECORDS			
Code	File Date	Comment	Document
ELEEMOSYNARY AMENDMENT (NON-PROFIT)	03/24/2004	NOTIFICATION	FILM
ELEEMOSYNARY AMENDMENT (NON-PROFIT)	02/18/2004	CH NM FR-IRMO CHAMBER OF COMMERCE	FILM
ELEEMOSYNARY AMENDMENT (NON-PROFIT)	11/02/1994	CH FR/IRMO BUSINESS ASSOCIATION	FILM
INCORPORATION (DOMESTIC)	09/02/1988	Chrtr [24526E] ELEE	FILM

Return to Previous Page

SOS considers nonprofit organization

CERTIFIED TO BE A TRUE AND CORRECT COPY
AS TAKEN FROM AND COMPARED WITH THE
ORIGINAL ON FILE IN THIS OFFICE

FEB 18 2004

SECRETARY OF STATE, SOUTH CAROLINA

STATE OF SOUTH CAROLINA
SECRETARY OF STATE

NONPROFIT CORPORATION
ARTICLES OF AMENDMENT

FILED
FEB 18 2004
Mark Hammond
SECRETARY OF STATE 5

TYPE OR PRINT CLEARLY WITH BLACK INK

Pursuant to the provisions of Section 33-31-1005 of the 1976 South Carolina Code of Laws, as amended, the applicant delivers to the Secretary of State these articles of amendment.

1. The name of the nonprofit corporation is Irmo Chamber of Commerce

2. Date incorporated September 2, 1988

3. Specify (a) the text of every amendment adopted, and (b) list when each amendment was adopted.

   Amendment adopted to change the name of the organization to

   Greater Irmo Chamber of Commerce,Incorporated

4. ☑ By checking this paragraph #4 the applicant represents that (a) approval of the amendment by the members was not required, (b) the amendment was approved by a sufficient vote of the board or directors or the incorporators. (Do not check this paragraph #4 if member vote was required or if the required vote of directors or incorporators was not obtained.)

5. If the approval of the members was required to adopt the amendment(s), provide the following information:

   (a) Designation (Classes of Membership)

   (b) Number of memberships outstanding

   (c) Number of votes entitled to be cast by each class entitled to vote separately on the amendment

   (d) Number of votes of each class indisputably voting on the amendment

   (e) Complete one of the following as appropriate

      (i) Total number of votes cast for and against the amendment by each class entitled to vote separately

      (ii) Total number of undisputed votes cast for the amendment by each class which was sufficient for approval for that class

Irmo Chamber of Commerce

Name of Corporation

6. ☐ By checking this paragraph #6 the applicant represents that approval of the amendment by some person or persons other than the members, the board, or the incorporators is required pursuant to Section 33-31-1030 of the 1976 South Carolina Code of Laws, as amended, and that the approval was obtained. (Do not mark paragraph #6 if either of these statements is not true.)

7. If the amendment provides for an exchange, reclassification, or cancellation of memberships, provisions for implementing the amendment must be set forth here if provisions are not contained in the amendment itself _____

8. ☐ If this corporation is converting from either a public benefit or religious corporation into a mutual benefit corporation, mark this paragraph #8 which certifies that a notice, including a copy of the proposed amendment, was delivered to the South Carolina Attorney General at least twenty days before the consummation of the amendment.

Date February 17, 2004

Greater Irmo Chamber of Commerce, Incorporated
Name of Corporation

Charles L. Larsen Sr.
Signature or Officer

Charles L. Larsen Sr. President/CEO
Type or Print Name and Office

FILING INSTRUCTIONS

1. Two copies of this form, the original and either a duplicate original or a conformed copy, must by filed.
2. If the space in this form is insufficient, please attach additional sheets containing a reference to the appropriate paragraph in this form, or prepare this using a computer disk which will allow for expansion of space on the form.
3. This form must be accompanied by the filing fee of $10.00 payable to the Secretary of State.

Return to: Secretary of State
P.O. Box 11350
Columbia, SC 29211

NP-ARTICLES OF AMENDMENT.doc

Form Revised by South Carolina
Secretary of State, January 2000

STATE OF SOUTH CAROLINA
SECRETARY OF STATE

NONPROFIT CORPORATION
ARTICLES OF AMENDMENT

Jim Miles
SECRETARY OF STATE
FILED
... 2 1994
AM PM
7 8 9 10 11 12 1 2 3 4 5 6

Pursuant to the provisions of § 33-31-1005 of the 1976 South Carolina Code, as amended, the applicant delivers to the Secretary of State these articles of amendment.

1. The name of the nonprofit corporation is Irmo Business Association

2. Specify (a) the text of every amendment adopted, and (b) list when each amendment was adopted:
Amendment Adopted to Change the Organization name to Irmo Chamber of Commerce.

3. [ ] By checking this paragraph #3 the applicant represents that (a) approval of the amendment by the members was not required, and (b) that the amendment was approved by a sufficient vote of the board or directors or the incorporators. (Do not check this paragraph #3 if member vote was required or if the required vote of directors or incorporators was not obtained.)

4. If the approval of the members was required to adopt the amendment(s), provide the following information:

(a) Designation (Classes of Membership)
Dues paying Members

(b) Number of memberships outstanding
94

(c) Number of votes entitled to be cast by each class entitled to vote separately on the amendment: 1 vote per member - only one class of members.

(d) Number of votes of each class indisputably voting on the amendment:
30

(e) Complete one of the following as appropriate:

(i) Total number of votes cast for and against the amendment by each class entitled to vote separately: 30 for - 0 against

(ii) Total number of undisputed votes cast for the amendment by each class which was sufficient for approval for that class:
30 for - 0 Against

5. [ ] By checking this paragraph #5 the applicant represents that approval of the amendment by some person or persons other than the members, the board, or the incorporators is required pursuant to Section 33-31-1030 of the 1976 South Carolina Code, as amended, and that the approval was obtained. (Do not mark paragraph #5 if either of these statements is not true.)

6. If the amendment provides for an exchange, reclassification, or cancellation of memberships, provisions for implementing the amendment must be set forth here if provisions are not contained in the amendment itself: Not Applicable

7. [ ] If this corporation is converting from either a public benefit or religious corporation into a mutual benefit corporation, mark this paragraph #7 which certifies that a notice, including a copy of the proposed amendment, was delivered to the South Carolina Attorney General at least twenty days before the consummation of the amendment.

Date: 11/01/94

By: [signature]
(Signature of Officer)

DON SNIPES, PRESIDENT
(Type or Print Name & Office)

FILING INSTRUCTIONS

1. Two copies of this form, the original and either a duplicate original or a conformed copy, must be filed.

2. If space in this form is insufficient, please attach additional sheets containing a reference to the appropriate paragraph in this form, or prepare this using a computer disk which will allow for expansion of space on the form.

3. This form must be accompanied by the filing fee of $10.00 payable to the Secretary of State.

Form Approved by South Carolina
Secretary of State Jim Miles
June, 1994

The State of South Carolina

Office of Secretary of State Mark Hammond

Certificate of Existence, Non-Profit Corporation

I, Mark Hammond, Secretary of State of South Carolina Hereby certify that:

GREATER IRMO CHAMBER OF COMMERCE, INCORPORATED, A Non-Profit Corporation duly organized under the laws of the State of South Carolina on September 2nd, 1988, has as of the date hereof filed as a non-profit corporation for religious, educational, social, fraternal, charitable or other eleemosynary purpose, and has paid all fees, taxes and penalties owed to the Secretary of State, that the Secretary of State has not mailed notice to the company that it is subject to being dissolved by administrative action pursuant to section 33-31-1404 of the South Carolina code and that the non-profit corporation has not filed articles of dissolution as of the date hereof.

Given under my Hand and the Great Seal of the State of South Carolina this 18th day of February, 2004.

Mark Hammond

Mark Hammond, Secretary of State

CERTIFIED TO BE A TRUE AND CORRECT COPY AS TAKEN FROM AND COMPARED WITH THE ORIGINAL ON FILE IN THIS OFFICE

FEB 1 2004

DECLARATION AND PETITION FOR CORPORATION

APPLICATION MUST BE TYPEWRITTEN

DO NOT TYPE IN DUPLICATE

FILED

SEP 1 2 1988

AM PM

7|8|9|10|11|12|1|2|3|4|5|6

Mark Hammond

SECRETARY OF STATE OF SOUTH CAROLINA

A

BJO 01/02 4973

88-013691/88-013691 15:39 00 000

07-02-08 1:07:15.00

SECT OF STATE OF SOUTH CAROLINA

The undersigned declarants and petitioners.

NAME	STREET ADDRESS AND CITY
Robert F. Garrison, DMD	PO Box 1246, Irmo
Ashley R. Whetsell, MD	PO Box 1246, Irmo
Stanley S. Sessler, III, CPA	PO Box 1246, Irmo

being two or more of the officers or agents appointed to supervise or manage the affairs of Irmo Business Association

a Corporation which has been duly and regularly organized for the purposes hereinafter to be set forth, do affirm and declare:

That at a meeting of the aforesaid organization, held pursuant to the by-laws or regulations of the said organization, they were authorized and directed to apply for incorporation.

That the said organization holds, or desires to hold, property in common for a Religious, Educational, Social, Fraternal, Charitable or other eleemosynary purpose, or any two or more of said purposes, and is not organized for the purpose of profit or gain to the members, otherwise than is above stated, or for the insurance of life, health, accident or property; and that the three days' notice in the Independent News of Irmo a newspaper published in the County of Lexington South Carolina has been given that the aforesaid Declaration would be filed.

The said Declarants and Petitioners further declare and affirm:

FIRST. Their names and residences are as above given.

SECOND. The name of the proposed Corporation is Irmo Business Association

THIRD. The place at which it proposes to have its headquarters or to be located is PO Box 1246 (State and Number) in the City of Irmo, SC

FOURTH. The purpose of the said proposed Corporation is Community business and civic organization

FIFTH. The names and residences of all Managers, Trustees, Directors or other officers, are as follows:

NAMES	TITLE	ADDRESS
Robert F. Garrison, DMD	President	PO Box 1246
Ashley R. Whetsell, MD	Vice-President	PO Box 1246
Stanley S. Sessler, III, CPA	Secretary/Treasurer	PO Box 1246

SIXTH. That they desire to be incorporated in perpetuity (or number of years 50).

Wherefore your petitioners pray that the Secretary of State so issue to the aforesaid

Irmo Business Association

(Repeat Name of Association)

A Certificate of Incorporation, with all rights, powers, privileges and immunities, and subject to all the limitations and liabilities conferred by Title 33, Chapter 31, 1976 Code, and Acts amendatory thereto, to provide for the incorporation of Religious, Education, Social, Fraternal or Charitable Churches, Lodges, Societies, Associations, or Companies, and for amending the Charters of those already formed and to be formed.

(Sign here) Robert F. Garrison

Ashley R. Whetsell

Stanley S. Sessler, III

Date 8/10/88, 19

(Affidavit on other side)

INSTRUCTIONS

FILING FEES—Churches, Religious Organizations, Religious Societies, Religious Institutions and Volunteer Fire Departments $3.00

Other non-profit Corporations $15.00

All fees are payable to the Secretary of State.

Two petitioners are all that is required.

State the purpose of your organization tersely in general terms. Do not attempt to include therein matter that should go into your by-laws, or specifically ask for certain powers granted under the law to all corporations such as the right to buy and hold property, to have a common seal, etc.

SHOULD ASSOCIATION BE OTHER THAN A CHURCH, HAVE THE SHERIFF ENDORSE THE PETITION.

THE AFFIDAVIT BELOW MUST BE COMPLETED BEFORE THE CHARTER WILL BE ISSUED.

AFFIDAVIT EXECUTED AS PART OF THE DECLARATION AND PETITION FOR INCORPORATION OF A PROPOSED CORPORATION NAME Irmo Business Association

STATE OF SOUTH CAROLINA)
)
COUNTY OF Lexington)

The undersigned Robert F. Garrison, DMD
Ashley R. Whetsell, MD
Stanley S. Sessler, III, CPA

do hereby certify that they are the officers or persons signing the petition for incorporation of a non-profit corporation having no capital stock, that all the facts in the petition are true and correct and that the corporation will not operate for a profit for itself or any of its members.

✓ Robert Garrison
✓ Ashley R Whetsell
✓ Stanley S Sessler III

Sworn to before this _____

day of _____, 19____

_____

Notary Public for South Carolina

My commission expires _____

NOTICE: IF IT IS FOUND THAT THE CORPORATION IS OPERATED FOR PROFIT, THIS MAY BE GROUNDS FOR REVOCATION OF CHARTER.

Daniel W. Byrd CHIEF OF POLICE IRMO, S.C.

SHERIFF'S SIGNATURE

PLEASE MAIL THIS APPLICATION WITH CORRECT REMITTANCE TO: SECRETARY OF STATE
P. O. BOX 11350, COLUMBIA, SOUTH CAROLINA 29211

Senate Education Committee

JOHN COURSON
CHAIRMAN

SUITE 412
GRESSETTE OFFICE BUILDING
TELEPHONE: (803) 212-6250

THE SENATE OF SOUTH CAROLINA
P. O. BOX 142
COLUMBIA, SOUTH CAROLINA 29202

SALLY CAUTHEN
RESEARCH DIRECTOR
K-12

OLIVIA BURNS
RESEARCH DIRECTOR
HIGHER EDUCATION

December 3, 2015

Lexington County Council
212 South Lake Drive, Suite 601
Lexington, South Carolina 29072

Dear Council,

I support the Greater Irmo Chamber of Commerce's application for the fiscal year 2016-2017 County of Lexington Accommodations Tax Fund request. The funds will help as the Greater Irmo Chamber of Commerce continues to enhance their Welcome and Visitor's Center to elevate the community's status and develop better networking opportunities for small and minority owned businesses. This funding source will go a long way in helping the Chamber continue to promote and encourage tourism in the Greater Irmo area and Lexington County.

The Greater Irmo Chamber of Commerce is a viable group of business and professional men and women who are committed to making this area the best that it can be. The Chamber has a proactive program in place that would help them with the goal to attract tourism. All of Lexington County would greatly benefit from the project. The project will generate overnight stay in Lexington County's lodging facilities. The county's historical and cultural venues, recreational facilities and events, and the uniqueness and flavor of the local community and Lexington County will be promoted and highlighted. I believe that the Accommodations Tax Fund will be a wise investment in this community. Your support of their effort would be greatly appreciated.

I am honored to represent a large part of the Lexington County portion of the greater Irmo area in the South Carolina Senate, and I thank you for your past support of the Greater Irmo Chamber. If I can provide additional information or whenever I may be of assistance, please feel free to contact me.

With kindest regards, I am

Sincerely,

John Courson
SC Senator

Nathan Ballentine
District No. 71 - Lexington &
Richland Counties
324 Sienna Drive
Chapin, SC 29036

Committee:
Labor, Commerce & Industry
Legislative Oversight

House of Representatives

State of South Carolina

320-B Blatt Building
Columbia, SC 29201

Tel. (803) 734-2969

December 3, 2015

Lexington County Council
212 South Lake Drive, Suite 601
Lexington, SC 29072

Dear Council:

Thank you for the opportunity to endorse the Greater Irmo Chamber of Commerce's recent application for the County of Lexington Accommodations Tax Fund for Fiscal Year 2016-2017. This financial support will enable the Greater Irmo Chamber of Commerce to further its endeavor for the Greater Irmo Chamber of Commerce Welcome and Visitor's Center.

The Greater Irmo Chamber of Commerce has continued to strive to implement programs that benefit not only the Irmo Community, but Lexington County overall. I am in full support of this request for use of the County of Lexington Accommodations Tax Fund for this project and do appreciate your full consideration. The project will generate overnight stay in Lexington County's lodging facilities.

I am honored to represent the Lexington County portion of the Greater Irmo area in the South Carolina State House. If I may be of further assistance, please do not hesitate to contact me.

With warm regards,

Nathan Ballentine

NB/dkh/2015dec3-1

JOE WILSON
2ND DISTRICT, SOUTH CAROLINA

ASSISTANT MAJORITY WHIP

COMMITTEES:
ARMED SERVICES
CHAIRMAN, EMERGING THREATS AND CAPABILITIES
FOREIGN AFFAIRS
EDUCATION AND THE WORKFORCE
HOUSE REPUBLICAN POLICY

Congress of the United States
House of Representatives

COUNTIES:
AIKEN
BARNWELL
LEXINGTON
ORANGEBURG*
RICHLAND*
*PARTS OF

December 16, 2015

Lexington County Council
212 South Lake Drive, Suite 601
Lexington, SC 29072-4123

To Whom It May Concern:

It has recently come to my attention that the Greater Irmo Chamber of Commerce will apply for the County of Lexington Accommodations Tax Fund for the fiscal year 2016-2017. As a former board member of the Greater Irmo Chamber of Commerce, I know firsthand of the outstanding efforts in place to benefit tourism in the community and Lexington county as a whole.

The Greater Irmo Chamber of Commerce is a private, non-profit organization that elevates the status of its community by supporting business enterprises, civic organizations, and educational institutions in the region. It also provides reference and relocation information for newcomers and visitors and promotes the various festivals, events, and activities of Lexington County.

Because of this organization's efforts to promote business and encourage tourism in the greater Irmo area, it is my pleasure to recommend the Greater Irmo Chamber of Commerce for the Lexington County Accommodations Tax Fund. It is an honor to represent the people of the Second Congressional District of South Carolina, and I thank you for your consideration in this matter.

If I may ever be of assistance to you, please do not hesitate to contact me.

Sincerely,

Joe Wilson

Joe Wilson
Member of Congress

JW/dk

MIDLANDS OFFICE:
1700 SUMMIT BLVD. (US 378), SUITE 1
WEST COLUMBIA, SC 29169
(803) 939-0041
FAX: (803) 939-0078

2229 RAYBURN HOUSE OFFICE BUILDING
WASHINGTON, DC 20515-4002
(202) 225-2452
FAX: (202) 225-2455
www.joewilson.house.gov
TOLL FREE 1-888-38[illegible]-1442

AIKEN OFFICE:
1930 UNIVERSITY PARKWAY, SUITE 1400
AIKEN, SC 29801
(803) 642-6418
FAX: (803) 642-6419

Chip Huggins
District No. 85 - Lexington County
308 Wayworth Court
Columbia, SC 29212

Committees:
Regulations and Administrative Procedures
Ways and Means

Subcommittees:
Sales and Income Tax, Chairman
Transportation, Regulatory and Cultural

House of Representatives

State of South Carolina

323-B Blatt Building
Columbia, SC 29201

Tel. (803) 734-2971
Fax (803) 734-0103

December 8, 2015

Lexington County Council
212 South Lake Drive, Suite 601
Lexington, SC 29072

Dear Council:

I am writing on behalf of The Greater Irmo Chamber of Commerce that has recently applied for County of Lexington Accommodations Tax Fund for fiscal year 2016-2017. Those funds will be used for the Welcome and Visitor's Center designed to advance the status of the community and Lexington County for tourism. The Greater Irmo Chamber of Commerce has my support in their effort to market the Greater Irmo community as a tourist destination.

The Greater Irmo Chamber of Commerce has a positive program in place that would greatly enhance its ability to attract tourism to the community, and this would benefit Lexington County as a whole. The use of County of Lexington Accommodations Tax Fund for this program would be a responsible investment in the community, and I support the use of these funds for the Greater Irmo Chamber of Commerce and Visitor's Center. I would greatly appreciate it if you would give this application your careful and thoughtful consideration.

If I can ever be of assistance, please call me.

Sincerely,

Chip Huggins

CH/vhr/2015dec8-7

e-mail: chiphuggins@schouse.gov
24-Hour Hotline (803) 331-8468

RONNIE CROMER
SENATORIAL DISTRICT NO. 18

HOME ADDRESS:
P.O. BOX 378
PROSPERITY, SC 29127
TELEPHONE: (803) 364-3950

OFFICE ADDRESS:
P. O. BOX 142
311 GRESSETTE BUILDING
COLUMBIA, SC 29202
TELEPHONE (803) 212-6330
FAX (803) 212-6299
EMAIL: RONNIECROMER@SCSENATE.GOV

December 3, 2015

Lexington County Council
212 South Lake Drive, Suite 601
Lexington, SC 29072

Dear Members of Council:

I am of the understanding that The Greater Irmo Chamber of Commerce has recently applied for funds from the County of Lexington Accommodations Tax Fund for fiscal year 2016-2017, for the Welcome and Visitor's Center. I fully support the efforts of The Greater Irmo Chamber of Commerce and Visitor's Center to market the Irmo community and Lexington County as a tourist destination.

I believe the mission and purpose of The Greater Irmo Chamber of Commerce to encourage and promote tourism of the Greater Irmo area and Lexington County are all-important to meeting the needs and supporting the tourist climate of the area. The use of the County of Lexington Accommodations Tax Fund would not only benefit and be in the best interest of the community of Irmo, but of Lexington County as a whole.

Your consideration of this request is greatly appreciated. If I can provide any further information or comment, please let me know.

With warmest regards,

Ronnie Cromer

Ronnie Cromer
South Carolina Senate District Eighteen

RWC:ah

County of Lexington
Accommodations Tax Fund
FY 2016/2017

JAN 2016
RECEIVED
LEXINGTON COUNTY COUNCIL
LEXINGTON, S.C.

APPLICATION

1. Name of Project/Event: Lexington County Tennis Tournaments

2. Sponsoring Organization: Lexington County Recreation and Aging Commission

   Mailing Address: 563 South Lake Drive, Lexington, SC 29072

3. Event/Project Director:

   Name Randy Gibson Title Executive Director

   Telephone (803) 359-9961 Alternate Telephone _____

   Fax Number (803)359-9092

   Email rgibson@lcrac.com

4. Event Website: www.lcrac.com

5. Event/Project Category (*Check One*):
   - ☐ Tourism, Advertising/Promotion - *see #10 for advertising/promotion sources*
   - ☑ Tourism Related Expenditures: _____

6. Project Timeline: Beginning date 07/01/2016 End date 06/30/2017

7. Location of Project/Event: see attached

8. Number of employees: #Full-time 9 #Part-time 6

9. Do you advertise outside a 50-mile radius? ☑Yes ☐No

10. If yes to #9, please check all that apply to advertising sources outside of Lexington County:
    - ☐ Rack Cards - # distributed _____
    - ☐ Brochures - # distributed _____
    - ☐ Posters - # distributed _____
    - ☐ Magazine Ads - # ads _____ (list ads and distribution range on separate sheet)
    - ☐ Newspaper Ads - # ads _____ (list newspapers and distribution range on separate sheet)
    - ☐ Television Ads - # ads _____ (list stations and viewing range on separate sheet)
    - ☐ Radios Ads - # ads _____ (list stations and listener range on separate sheet)
    - ☐ Billboards - # ads _____ (list number and location of billboards on separate sheet)
    - ☑ Websites - # web pages other than primary website #2 _____ (list on separate sheet with target audience)
    - ☑ Other than listed above: see attached _____ (list on separate sheet with target audience)

11. How many people do you expect to attend? 16,750

12. Of this number, how many are tourists? 9,040 (Tourists: "*People taking trips outside of their home communities for any purpose, except daily commuting to and from work.*") [SC Code of Laws, Chapter 6, Section 6-4-5 (4)].

13. List the methods used to track tourists:
- ☐ Web page inquires - estimated inquires per month
- ☐ Phone call inquiries - estimated phone calls per month
- ☐ Brochure mailings - estimated brochures mailed per month
- ☐ Event ticket sales - estimated tickets sold per event
- ☐ Event registration - estimated registrants per event
- ☐ Hotel sales - estimated sales per event/per month
- ☐ License plates - estimated count per event
- ☐ Surveys - estimated number of responses per survey
- ☑ Other than listed: see attached

14. **Must complete:** County accommodations funds are generated from the hotels in the unincorporated areas of the County. Please list the hotels and number of room nights you have used or plan to use for your event/project located in the unincorporated areas of Lexington County only:
see attached

15. Please indicate you have read: **Chapter 6, Sections 6-4-5 (4) and 6-4-10, SC Code of Laws, 1976**? ☑Yes ☐No

16. Project Budget - **Request for funds must meet the requirements of Chapter 6, Section 6-4-10, SC Code of Laws, 1976, as amended.**

   a. Estimated total cost of Project $ 94,400.00
   b. Amount of Accommodations Funds requested for this Project: $ 20,000.00
   c. This request equals what percent of the total Project/Event Budget? 21.19 %
   d. List specifically what the funds will be used for and the estimated amount i.e. brochures - $1,500, etc.

17. Has your project or organization previously received Accommodations Tax Funds?
☑Yes ☐No

   a. If yes, state year 2016, amount $ 15,000, source Lexington County, and purpose: Host regional and national tennis tournaments

   b. For each award year, did you expend 100% of the Accommodations Tax Funds you received?
   ☑Yes ☐No

   c. If no, please explain:

18. Type of Organization:

Please check one:

- ☐ County
- ☐ Municipal
- ☐ Non-profit Organization
- ☐ Community service club, church, etc.
- ☐ 501(c) 3
- ☑ Other: Special Purpose District

Note: For-profit organizations are not eligible for Accommodations Tax Funds

19. Project description - please attach a report with the following information needed by the Tourism Expenditure Review Committee to be sure that the event/project was in accordance to Section 6-4-10 of the S.C. Code of Laws (***Use separate sheet for Project Description if needed***):

a. General description
b. State the benefit that this project will serve toward promoting tourism and the Lexington County Community
c. Total attendance to the event/project versus the number of total tourists in attendance
d. Economic impact generated by tourism to the event/project
e. Overall description of how the event/project attracts and promotes tourists to the area and specifically how the Accommodations Tax Funds were used to accomplish this
f. Additional comments:

see attached ✓

PLEASE NOTE: Applicant and/or representatives must be present during review process by the Accommodations Tax Advisory Board in order to be considered for funding.

Signature of Event/Project Director:

DAVID VELDMAN
Print Name

FINANCE DIRECTOR
Title

David Veldman
Signature

1/8/16
Date

7. Locations of Project are 425 Oak Drive, Lexington, SC 29072 and 1120 Fort Congaree Trail, Cayce, SC 29033.

10. If yes to #9, please check all that apply to advertising sources outside of Lexington County:

We advertise our Preferred Hotels on the following websites.
LCTC – www.lexingtoncountytennis.com
USTA – www.usta.com when a tournament is scheduled hotels are posted.
International Tennis Federation (ITF) – www.itftennis.com when a tournament is scheduled hotels are posted.

United States Tennis Association (USTA) – It is mandatory that all players entering in to a sanctioned tennis tournament most go through the USTA website to enter. General information about the tournament and accommodations are posted. The USTA covers 17 sections which is the United States.

Visit Lexington County Recreation and Aging Commission (LCRAC) www.lcrac.com website, where we average approximately 7,540 hits a month.

For special tournaments the national office of the United States Tennis Association (USTA) sends tournament information to the Southern Section which includes South Carolina, North Carolina, Georgia, Alabama, Arkansas, Kentucky, Louisiana, Mississippi and Tennessee. The Southern Section sends out the information to the State League Coordinators and the State League Coordinators then send to all Community Tennis Associations (CTA) such as the Lexington Area Tennis Association (LATA). Each CTA has local leagues in which teams play for a chance to compete in the State playoffs. The winners from Sectionals will go to the National Championships in the fall. Through this network thousands are reached outside the state of South Carolina.

13. List the methods used to track tourists:

LCRAC has implemented a tracking process with our Preferred Hotels. The Director of Sales submits a monthly room night pick up form. We are not capturing all of the room nights that our tournaments produce, so we base our numbers on the reports that the hotels submit to us.

14. Hotels:
Unincorporated:

Wingate	344
Courtyard	144
DoubleTree	241

County of Lexington
Accommodations Tax Fund
FY 2015/16 FINAL REPORT

I. PROJECT INFORMATION:

Organization Name: Lexington County Recreation and Aging Commission

Project/Event Name: Lexington County Tennis Tournaments

Contact Name: Randy Gibson Phone: (803)359-9961

II. PROJECT COMPLETION:

Were you able to complete the project/event as stated in your original application?

If no, state any problems you encountered:

III. PROJECT SUCCESS:

Please share any additional comments regarding the project (e.g., lessons learned, successes, problems encountered, etc.):
Please see "Benefits to Tourism and Community" in Application

IV. PROJECT ATTENDANCE:

Record numbers in table below as requested by the Tourism Expenditure Review Committee. Numbers are to reflect attendance and funds received for projects for current and previous years.

	FY2015/16 Current Year	**2014/15 Previous Year**
Total Budget of Event/Project	$76,000.00	$78,000.00
Amount Funded by the Lexington County Accommodations Tax Fund	$15,000.00	$15,000.00
Amount Funded by the Lexington County Accommodations Tax Funds from all Sources		
Total Attendance	12,600	13,000
Total Tourists*	6,800	7,000

**Tourists are generally defined as those who travel 50 miles or more to attend.*

V. METHODS:

Please describe the methods used to capture the attendance data listed above (license plates, surveys, etc.):
Estimates based on tournament registrations and hotel rooms booked

VI. PROJECT BUDGET:

Attach a report indicating what project expenses were paid for using the Lexington County Accommodations Tax Funds for the fiscal year.

VII. ORGANIZATION SIGNATURE:

Provide signature of official with the organization verifying accuracy of above statements.

DAVID VELDMAN
Print Name

FINANCE DIRECTOR
Title

David Veldman
Signature

1/8/16
Date

County of Lexington
Accommodations Tax Fund
FY 2016/17

FUNDING SOURCES

Organization Name: Lexington County Recreation and Aging Commission

List of Funding Sources	Actual 2014/15	Current 2015/16	Estimated 2016/17
Accomodations Tax Request			$20,000.00
Corporate Sponsors			$19,900.00
Merchandise & Concession			$6,500.00
Entry Fee			$48,000~~0~~.00
Total			$94,400.00

County of Lexington
Accommodations Tax Fund
FY 2016/17

EXPENDITURES

Organization Name: Lexington County Recreation and Aging Commission

List of Expenditures	Actual 2014/15	Current 2015/16	Estimated 2016/17
Participant Meals & Beverages			$16,900.00
Participant Housing			$27,200.00
Officials			$21,500.00
Tennis Supplies			$7,150.00
Utilities			$5,400.00
Supplies, Concessions, Awards			$8,450.00
Advertising & Promotion			$3,300.00
Labor			$4,500.00
Total			$94,400.00

A. General Description:

The Lexington County Recreation and Aging Commission's two tennis facilities, the Lexington County Tennis Complex and the Cayce Tennis and Fitness Center, include forty-four lighted seventy-eight foot hard courts and seven thirty-six foot courts designed to provide first class tennis opportunities for county residents of all ages and tourists generating events.

The Lexington County Tennis Complex has been named and awarded the 2004 Municipal Facility of the year by "Racquet Sports Industry Magazine", along with formally being named the Professional Tennis Registry Facility of the year 2002, the United States Tennis Association Southern Section: USA League Tennis Facility of the Year 2003, and United States Tennis Association: Outstanding National Public Facility of the Year 2003.

The Cayce Tennis and Fitness Center has been awarded the 2013 Featured Facility Award for Outstanding Public Facility and Southern Member Facility of the Year by the USTA along with being named the 2013 Professional Tennis Registry Public Facility of the Year. The Lexington County Recreation and Aging Commission has also been named the Parks and Recreation Agency of the Year by the "Tennis Industry Magazine".

The Lexington County Tennis facilities are hosting over 29 major tennis events that will draw revenue and people to Lexington County and the midlands.

B. Benefit to Tourism and Community:

The Lexington County Recreation and Aging Commission feels the Lexington County Tennis Complexes have the potential to generate growth of tourism in Lexington County even greater than its softball tournaments have experienced.

The 2016 calendar of tournaments and events scheduled for the Lexington County Tennis facilities include: USPTA South Carolina Workshop, USTA South Carolina Officials Clinic, Lexington County Junior Open, Rising Star Junior Tournaments, City of Cayce Serves Charity Tournament, PTR Workshop and Certification, LATA Spring City Playoffs, Big East Conference Championships, South Carolina High School Boys' Singles and Team Championships, Boys and Girls Southern 10's, South Carolina Junior Closed Hard Courts Championships, Cayce Tennis and Fitness Center Junior Challenger, Palmetto Tennis Classic, USTA National Junior Team Tennis Championships 14 and Under, USTA National Junior Team Tennis Championships 18 and Under, Lexington County Junior Challenger, USTA/ITF South Carolina Junior Championships, USTA Southern Sectional Junior Team Tennis Championship, Airport High School Foundation Tournament, and the South Carolina High School Girls' Singles and Team Championships.

C. Attendance Numbers:

Some of the major tennis tournaments projected to generate the most economic impact for Lexington County are the Big East Conference Championships, USTA Tennis Boys and Girls Southern 10's East, the International Tennis Federation (ITF) South Carolina Junior Championships, the South Carolina Junior Closed Hard Courts Championships, and the USTA Junior Team Tennis National Championships 14 and Under and 18 and Under.

The Big East Conference Championships will have 10 women teams and 8 men teams, each team has 8 to 10 players plus coaches and trainer. All these teams are from the North East. We are expecting over 200 participants.

The USTA Tennis Boys and Girls Southern 10's East will feature 64 boys and 64 girls tennis players ages 10 and under from South Carolina, North Carolina and Georgia. Cayce Tennis and Fitness Center hosted the tournament in 2015 with 112 of the 128 participates traveling from outside the state of South Carolina.

The International Tennis Federation South Carolina Junior Championships will feature the top 64 boys' and 64 girls' tennis players' ages 13 to 18 in the world, including but not limited to South America, Australia, Asia and Europe, competing for world rankings. The tournament also requires a qualifying tournament with an estimated 128 players worldwide.

The combined impact from the ITF Sanctioned South Carolina Tournament will generate approximately 400 to 500 room nights in Lexington County. An estimated of 256 participants along with their coaches, academies members, families and spectators will visit the Lexington County Tennis Complex facility

The 2016 South Carolina Junior Closed Hard Courts Championships will have approximately 290 participants from South Carolina. The tournament was formerly hosted at USC and other Columbia tennis sites for many years. The Cayce Tennis and Fitness Center and The Lexington County Tennis Complex has hosted this tournament for past four years. This is the most prestigious hard-court tournament in the state for ages 10 through 18 years.

The USTA Junior Team Tennis National Championships 14 and Under and 18 and Under were held at our tennis facilities in 2015 and will be held again in 2016. Last year over 1,100 players plus coaches and family members came to Lexington County from all over the country for this event. We had representation from Hawaii, California, Oregon, Texas, Illinois, Georgia, Washington DC, Virginia, New York, Puerto Rico North Carolina, New Mexico and more.

D. Economic Impact:

The Cayce Tennis and Fitness Center and the Lexington County Tennis Complex provides recreational opportunities for Lexington County residents along with promoting the sport of tennis locally by providing tennis after school programs, summer camps, Paydays, Junior Team Tennis, adult socials and adult leagues for all levels. The combined scheduled events at the tennis facilities drawing an estimated 4,000 -4,500 participants and spectators requiring over 2,200 room nights will provide a direct economic impact to Lexington County of $860,000. Based on the accepted multiplier rate of 3 – 5 and in an effort to be conservative in our estimates we have chosen the multiplier rate of 3 for the calculation of the economic impact to Lexington County of $2,580,000

E. Use of Accommodation Tax Funds:

The Lexington County Recreation and Aging Commission requests accommodation tax funding to host quality tennis tournaments and events that highlight the quality of life in Lexington County along with providing economic benefits to the tax payers of Lexington County.

IRMO CHAPIN RECREATION COMMISSION

JAN 2016
RECEIVED
LEXINGTON COUNTY
COUNCIL
LEXINGTON, S.C.

Commissioners
John A. Sowards, Chairman
Scott A. Wilhide, Vice Chairman
Emily C. Shuman, Secretary
Bruce P. Loveless
William H. Harmon

Executive Director
Elizabeth Taylor

ICRC Administration
5605 Bush River Road
Columbia, SC 29212
(803) 772-1228

Crooked Creek Park
1098 Old Lexington Hwy.
Chapin, SC 29036
(803) 345-6181

Saluda Shoals Park
5605 Bush River Road
Columbia, SC 29212
(803) 772-1228

Seven Oaks Park
200 Leisure Lane
Columbia, SC 29210
(803) 772-3336

January 8, 2016

Ms. Judy Busbee
Assistant Clerk to Council
Lexington County Council
212 South Lake Dr., Ste.601
Lexington, SC 29072

Dear Ms. Busbee,

On behalf of the Irmo Chapin Recreation Commission, we would like to submit this application for the 2016-2017 Accommodations Tax Grants. This submission requests funding for tourism related expenditures for the ***ICRC Sports Tourism*** program.

We are very grateful for the past support we have received and appreciate the consideration of this request. Please contact me at (803) 213-2006 or etaylor@icrc.net if you have any questions or need additional information.

Sincerely,

Elizabeth B. Taylor
Executive Director

County of Lexington
Accommodations Tax Fund
FY 2016/2017

APPLICATION

1. Name of Project/Event: ICRC Sports Tourism

2. Sponsoring Organization: Irmo Chapin Recreation Commission

   Mailing Address: 5605 Bush River Road, Columbia, SC 29212

3. Event/Project Director:

   Name Elizabeth B. Taylor Title Executive Director

   Telephone 803-772-1228 Alternate Telephone 803-213-2006

   Fax Number 803-772-6865

   Email etaylor@icrc.net

4. Event Website: www.icrc.net

5. Event/Project Category (*Check One*):
   ○ Tourism, Advertising/Promotion - *see #10 for advertising/promotion sources*

   ◉ Tourism Related Expenditures: _____

6. Project Timeline: Beginning date 07/01/2016 End date 06/30/2017

7. Location of Project/Event: Saluda Shoals Park, Seven Oaks Park, new Chapin park

8. Number of employees: #Full-time 63 #Part-time 300

9. Do you advertise outside a 50-mile radius? ■Yes ☐No

10. If yes to #9, please check all that apply to advertising sources outside of Lexington County:
    - ☐ Rack Cards - # distributed _____
    - ■ Brochures - # distributed 1,000
    - ☐ Posters - # distributed _____
    - ■ Magazine Ads - # ads 2 (list ads and distribution range on separate sheet)
    - ☐ Newspaper Ads - # ads _____ (list newspapers and distribution range on separate sheet)
    - ☐ Television Ads - # ads _____ (list stations and viewing range on separate sheet)
    - ☐ Radios Ads - # ads _____ (list stations and listener range on separate sheet)
    - ■ Billboards - # ads 2 (list number and location of billboards on separate sheet)
    - ■ Websites - # web pages other than primary website # 3 (list on separate sheet with target audience)
    - ■ Other than listed above: Trade Shows (3) for sports tournament organizations (list on separate sheet with target audience)

11. How many people do you expect to attend? 118,175

12. Of this number, how many are tourists? 24,817 (Tourists: "*People taking trips outside of their home communities for any purpose, except daily commuting to and from work.*") [SC Code of Laws, Chapter 6, Section 6-4-5 (4)].

13. List the methods used to track tourists:
- ■ Web page inquires - estimated inquires per month 10
- ■ Phone call inquiries - estimated phone calls per month 10
- ■ Brochure mailings - estimated brochures mailed per month 10
- ☐ Event ticket sales - estimated tickets sold per event
- ■ Event registration - estimated registrants per event 660
- ■ Hotel sales - estimated sales per event/per month 80
- ☐ License plates - estimated count per event
- ■ Surveys - estimated number of responses per survey 260
- ☐ Other than listed:

14. **Must complete:** County accommodations funds are generated from the hotels in the unincorporated areas of the County. Please list the hotels and number of room nights you have used or plan to use for your event/project located in the unincorporated areas of Lexington County only:
A housing bureau will track hotel bookings for events and ICRC recieves monthly reports from hotels for tournaments, estimate 1,800 bookings. Room nights booked for Quidditch World Cup, April 2016 - Sunrise Zimalcrest (60), Doubletree (80), Hampton Inn W (50) Microtel (30), Red Roof Inn (80), Country Inn (40), Wingate (30), Comfort Inn (30)

15. Please indicate you have read: **Chapter 6, Sections 6-4-5 (4) and 6-4-10, SC Code of Laws, 1976**? ■Yes ☐No

16. Project Budget - **Request for funds must meet the requirements of Chapter 6, Section 6-4-10, SC Code of Laws, 1976, as amended.**

   a. Estimated total cost of Project $ 260,800
   b. Amount of Accommodations Funds requested for this Project: $ 30,000
   c. This request equals what percent of the total Project/Event Budget? 11.5 %
   d. List specifically what the funds will be used for and the estimated amount i.e. brochures - $1,500, etc. Tournament bids $15,000, Marketing $15,000

17. Has your project or organization previously received Accommodations Tax Funds?
■Yes ☐No

a. If yes, state year 2015-16, amount $ 15,000, source Lexington Co. A Tax, and purpose: ICRC Sports Tourism

b. For each award year, did you expend 100% of the Accommodations Tax Funds you received?
☐Yes ■No

c. If no, please explain: we have not spent all these funds by date of application

18. Type of Organization:

Please check one:

- ○ County
- ○ Municipal
- ○ Non-profit Organization
- ○ Community service club, church, etc.
- ○ 501(c) 3
- ◉ Other: Special Purpose District

Note: For-profit organizations are not eligible for Accommodations Tax Funds

19. Project description - please attach a report with the following information needed by the Tourism Expenditure Review Committee to be sure that the event/project was in accordance to Section 6-4-10 of the S.C. Code of Laws (***Use separate sheet for Project Description if needed***):

a. General description
b. State the benefit that this project will serve toward promoting tourism and the Lexington County Community
c. Total attendance to the event/project versus the number of total tourists in attendance
d. Economic impact generated by tourism to the event/project
e. Overall description of how the event/project attracts and promotes tourists to the area and specifically how the Accommodations Tax Funds were used to accomplish this
f. Additional comments: see attached

PLEASE NOTE: Applicant and/or representatives must be present during review process by the Accommodations Tax Advisory Board in order to be considered for funding.

Signature of Event/Project Director:

Elizabeth B. Taylor	Executive Director
Print Name	Title
Elizabeth B. Taylor	January 8, 2016
Signature	Date

County of Lexington
Accommodations Tax Fund
FY 2016/17

FUNDING SOURCES

Organization Name: Irmo Chapin Recreation Commission

List of Funding Sources	Actual 2014/15	Current 2015/16	Estimated 2016/17
Accommodations Tax	$ 0.00	$ 15,000.00	$ 30,000.00
Admissions	$ 28,530.00	$ 13,114.00	$ 31,500.00
Facility Rental/Registration	$ 0.00	$ 19,140.00	$ 56,575.00
Concessions	$ 46,388.00	$ 20,319.00	$ 131,400.00
Hotel	$ 0.00	$ 0.00	$ 2,322.00
Special Events	$ 640.00	$ 2,100.00	$ 9,000.00
	$ 75,558.00	$ 69,673.00	$ 260,797.00

County of Lexington
Accommodations Tax Fund
FY 2016/17

EXPENDITURES

Organization Name: Irmo Chapin Recreation Commission

List of Expenditures	Actual 2014/15	Current 2015/16	Estimated 2016/17
Part-time Staff	$ 16,200.00	$ 8,700.00	$ 69,569.00
Concessions	$ 25,661.00	$ 14,451.00	$ 59,130.00
Marketing/Travel	$ 3,918.00	$ 5,971.00	$ 17,000.00
Maintenance/Utilities	$ 13,833.00	$ 13,830.00	$ 41,500.00
Tournament Bids	$ 0.00	$ 7,500.00	$ 30,000.00
	$ 59,612.00	$ 50,452.00	$ 217,199.00

Clear Forms Print Forms Save Forms

County of Lexington
Accommodations Tax Fund
FY 2015/16 FINAL REPORT

I. PROJECT INFORMATION:

Organization Name: Irmo Chapin Recreation Commission

Project/Event Name: ICRC Sports Tourism

Contact Name: Elizabeth B. Taylor Phone: 803-772-1228

II. PROJECT COMPLETION:

Were you able to complete the project/event as stated in your original application? ⦿ Yes ○ No

If no, state any problems you encountered: As of this date, we have booked US Quidditch World Cup 9 (April 2016) NXT Lacrosse Tournament (June 2016)

III. PROJECT SUCCESS:

Please share any additional comments regarding the project (e.g., lessons learned, successes, problems encountered, etc.):
Successfully secured the 2016 US Quidditch World Cup 9 scheduled for April 2016 at Saluda Shoals Park, 60 teams from across the country, estimated economic impact of $980,000.

IV. PROJECT ATTENDANCE:

Record numbers in table below as requested by the Tourism Expenditure Review Committee. Numbers are to reflect attendance and funds received for projects for current and previous years.

	FY2015/16 Current Year	2014/15 Previous Year
Total Budget of Event/Project	230,797	75,600
Amount Funded by the Lexington County Accommodations Tax Fund	15,000	0
Amount Funded by the Lexington County Accommodations Tax Funds from all Sources	0	0
Total Attendance	118,175	57,288
Total Tourists*	24,817	11,458

**Tourists are generally defined as those who travel 50 miles or more to attend.*

V. METHODS:

Please describe the methods used to capture the attendance data listed above (license plates, surveys, etc.):
Surveys, facility rental data, hotel reservation reports

VI. PROJECT BUDGET:

Attach a report indicating what project expenses were paid for using the Lexington County Accommodations Tax Funds for the fiscal year.

VII. ORGANIZATION SIGNATURE:

Provide signature of official with the organization verifying accuracy of above statements.

Elizabeth B. Taylor
Print Name

Executive Director
Title

Elizabeth B. Taylor
Signature

January 8, 2016
Date

Accommodations Tax Fund FY 2015-16 Final Report - ICRC Sports Tourism

Marketing/Tournament Fees	Cost	Date
Magazines		
Sports Planning Guide Ad	$1,895	Sep-16
Sports Event Magazine Ad	$2,395	Apr-16
Sports Event Magazine Ad	$2,395	Jun-16
Billboards		
Charlotte/Augusta/Greenville	$3,000	Apr-16
Tournament fees		
US Quiddich World Cup	$7,500	Apr-16
Trade Shows		
TEAMS Conference	$1,200.00	Sep-15
NASC Sports Events Symposium	$515	Apr-16
Total	**$18,900**	

ICRC Sports Tourism

#10. Advertising Sources

Magazines:

- Sports Travel Magazine (national monthly publication) – Two (2) ads per year
- Sports Events Magazine (national monthly publication) – Two (2) ads per year

Websites:

- Gameday Sports – www.gamedayusssa.com (regional audience – NC, GA, SC)
- Sports Planning Guide – www.sportsplanningguide.com (national audience)
- Discover SC/ SC Sports Alliance – www.discoversouthcarolina.com/sports-alliance (national audience)

Billboards

- Charlotte, NC – I-77 – One (1) billboard
- Augusta, GA – I-20 – One (1) billboard

Trade Shows:

- Connect Sports Marketplace – Tournament Event Owners/Right Holders
- NASC Sports Event Symposium – Tournament Event Owners/Right Holders
- TEAMS Conference – Tournament Event Owners/Right Holders

ICRC Sports Tourism Narrative Report

17. Project description - please attach a report with the following information needed by the Tourism Expenditure Review Committee to be sure that the event/project was in accordance to Section 6-4-10 of the S.C. Code of Law:

a. General description.

Funding from the Lexington County Accommodations Tax Fund will be used to support efforts to secure a minimum of 45 sporting events and/or tournaments in the 2016-17 year.

The Irmo Chapin Recreation Commission (ICRC), established in 1969, exists to enhance the quality of life for people in the Midlands through the development of recreation programs that promote a lifestyle of wellness, physical activities and cultural experiences for all ages. ICRC has earned a reputation for program and facility excellence that has attracted participants from throughout the Midlands and across the State. Our well-maintained, four-park system is built to support modern competition and rewards fans with a fun, memorable getaway in an amenity-packed area.

With athletic facilities at Crooked Creek Park (Chapin), the newly renovated Seven Oaks Park (St. Andrews area), and new facilities at Saluda Shoals Park (St. Andrews area) and the Epting Camp property (Chapin), ICRC will be able to host a minimum of 45 tournaments and numerous additional sporting events in the 2016-17 year. Tournaments and events include:

- USSSA Baseball Tournaments (35 tournaments)
- SC Youth Soccer Friendly Play (20 weekends)
- 10 additional field sports tournaments (races, runs, lacrosse, rugby, soccer, Quidditch, archery)

Seven Oaks Park

Seven Oaks is one of the Midlands' premier baseball venues. The park features six natural-turf baseball diamonds, three multi-use fields and a new gymnasium which will allow us to expand our footprint for indoor competitions including: cheerleading, karate, and basketball.

Saluda Shoals Park

With six multi-use fields (football, soccer, lacrosse) as well as a 10 court tennis complex, Saluda Shoals Park is ideal for both tournaments and run/walk events. The athletic complex has easy access to 10-miles of paved and unpaved trails, canoeing, kayaking, tubing, horseback riding, biking, Saluda Splash and more at this 400-acre riverfront park.

Crooked Creek Park

Crooked Creek is a thriving park in the heart of Lake Murray country. Its six baseball diamonds, and four multi-use fields make it well suited for baseball, soccer, lacrosse and rugby tournaments. The park also includes six tennis courts for competition play or clinics.

New Park, Epting Camp Rd. Chapin (opening Fall 2016)

The new Chapin park is located less than one mile from Crooked Creek Park and features six baseball diamonds. Guests can explore the 70-acre park, which includes a refreshing splash pad.

These new and updated facilities are ideal for medium scale tournament play and will enhance the community's quality of life, contributing to the economic viability of the Midlands.

b. State the benefit that this project will serve toward promoting tourism and the Lexington County Community.

Sports tourism is the fastest growing segment of the tourism industry. "Sports tourism is a multi-billion dollar business, one of the fastest growing areas of the $4.5 trillion global travel and tourism industry," www.tourism-review.com.

Since July of 2014, ICRC has facilitated 40 tournaments in cooperation with Lexington County Recreation & Aging Commission (LCRAC) including the Jay Criscione Memorial Super NIT, the largest baseball tournament held in South Carolina and one of the largest in the United States. An additional 28 tournaments are planned through June 2017 with LCRAC.

In 2016-2017, ICRC plans to host a minimum of 45 sports tournaments at ICRC facilities in Lexington County. These tournaments will bring an estimated 118,175 people to Lexington County from throughout SC and the United States. New tennis facilities will offer 16 courts, of which six (6) will be clay courts. Senior tournament play requires the use of clay courts and these new facilities will create partnership opportunities with Lexington County Recreation & Aging Commission. Additional events including runs, walks, and nontraditional sporting events will be hosted throughout the year.

These sporting events also impact the community by building community commitment, creating jobs and promoting other tourist attractions in the Midlands including: Lake Murray, Riverbanks Zoo, area museums and historic sites. Clusters of recreational facilities and attractions offer a critical mass that is not present when facilities are widely scattered. As this critical mass becomes greater, people will travel from a more extensive geographical area to visit them, visitors will stay longer in the area, and they will spend more dollars.

c. Total attendance at the event/project vs. the number of total tourists in attendance.

Total Attendance:	118,175
Overnight Tourist:	15,363 (13%)
Day Tourist:	9,454 (8%)

(Based on 21% from outside the 50 miles radius 24,817.)

d. Economic impact generated by tourism to the event/project

Total Economic Impact:	$5,169,630
Overnight & Day Tourist Economic Impact:	$1,085,622

(Note: Information was determined using the DMAI Event Impact Calendar in partnership with the Columbia Regional Sports Council.)

e. Overall description of how the event/project attracts and promotes tourists to the area and specifically how the Accommodations Tax Funds were used to accomplish this.

Funds will be used to market, advertise and create tournament bid packages promoting ICRC tournament facilities and Lexington County amenities. Ads will be placed in national sports publications and on websites. Staff will promote facilities at national trade show events and in one-on-one meetings. A brochure highlighting the region and ICRC sports facilities will be distributed. Bid packages will be developed targeting national, regional and statewide sporting event planners.

f. Additional comments:

ICRC is excited to expand into the sports tourism market and further contribute to the growth of tourism in Lexington County. Funding from the Lexington County Accommodations Tax will help us develop new markets, engage new partners and bring exciting new events to the Lake Murray area.

IRMO CHAPIN RECREATION COMMISSION
Finance

Commission Brief
November 2015 Preliminary Financial Report

GENERAL FUND

	YTD 11/15	Budget	% of Budget	YTD 11/14
Revenue	$540,120	$5,626,883	9.6	$535,976
Expenditures	2,245,431	5,626,883	39.91%	1,961,265

Please be aware that property tax collections for November are not included in YTD as of 11/30/2015. They will be reflected in the December 2015 report.

SPECIAL REVENUE FUND

	YTD 11/15	Budget	% of Budget	YTD 11/14
Revenue	$1,642,999	$3,944,664	41.65%	1,614,469
Expenditures	1,422,754	3,944,664	36.07%	1,255,399

As of November 30, 2015, the cash balance of operating and special funds totaled $228,829. Total invested in certificates of deposit or money market accounts was $520,746.

Grants Project	Amount Budgeted	Agency Match	Amount Received
Accommodations Tax	20,000	0	3,750
Saluda Shoals Foundation	38,000	0	0
PARD	18,996	3,804	0
CDBG	59,000	0	21,926
Palmetto Pride	8,000	0	0
Older Americans Act	135,000	0	43,028
Totals	278,996	3,804	68,704

Submitted by:

Jim Wellman
Finance Director
January 7, 2016

County of Lexington
Accommodations Tax Fund
FY 2016/2017

JAN 2016
RECEIVED
LEXINGTON COUNTY
COUNCIL
LEXINGTON, S.C.

APPLICATION

1. Name of Project/Event: 2016-2017 Regional Sports Marketing Campaign

2. Sponsoring Organization: Columbia Regional Sports Council

   Mailing Address: 1010 Lincoln Street, Columbia, SC 29201

3. Event/Project Director:

   Name S. Scott Powers Title Executive Director

   Telephone 803-545-0009 Alternate Telephone 803-467-2344

   Fax Number 803-545-0102

   Email spowers@columbiasportscouncil.com

4. Event Website: www.columbiasportscouncil.com

5. Event/Project Category (*Check One*):
   - ◉ Tourism, Advertising/Promotion - *see #10 for advertising/promotion sources*
   - ○ Tourism Related Expenditures: _____

6. Project Timeline: Beginning date July 1, 2016 End date June 30, 2017

7. Location of Project/Event: Columbia region (all of Lexington & Richland counties)

8. Number of employees: #Full-time 2 #Part-time 0

9. Do you advertise outside a 50-mile radius? ■Yes ☐No

10. If yes to #9, please check all that apply to advertising sources outside of Lexington County:
    - ☐ Rack Cards - # distributed _____
    - ☐ Brochures - # distributed _____
    - ☐ Posters - # distributed _____
    - ■ Magazine Ads - # ads 12 (list ads and distribution range on separate sheet)
    - ☐ Newspaper Ads - # ads _____ (list newspapers and distribution range on separate sheet)
    - ☐ Television Ads - # ads _____ (list stations and viewing range on separate sheet)
    - ☐ Radios Ads - # ads _____ (list stations and listener range on separate sheet)
    - ☐ Billboards - # ads _____ (list number and location of billboards on separate sheet)
    - ■ Websites - # web pages other than primary website # 3 (list on separate sheet with target audience)
    - ■ Other than listed above: Social Media, Google Adwords, Trade Show Sponsor (list on separate sheet with target audience)

11. How many people do you expect to attend? 132,000 in FY16-17 (131,481 in FY14-15).

12. Of this number, how many are tourists? 52,800 (40%) (Tourists: "*People taking trips outside of their home communities for any purpose, except daily commuting to and from work.*") [SC Code of Laws, Chapter 6, Section 6-4-5 (4)].

13. List the methods used to track tourists:
    - ☐ Web page inquires - estimated inquires per month
    - ■ Phone call inquiries - estimated phone calls per month 170 sales calls to clients per month
    - ☐ Brochure mailings - estimated brochures mailed per month
    - ■ Event ticket sales - estimated tickets sold per event 11,500 sold per ticketed event
    - ■ Event registration - estimated registrants per event 201 registrants per event (65 events)
    - ■ Hotel sales - estimated sales per event/per month 141 hotel rooms per event (65 events)
    - ☐ License plates - estimated count per event
    - ☐ Surveys - estimated number of responses per survey
    - ■ Other than listed: We survey at select sports events depending on event owner's needs.

14. **Must complete:** County accommodations funds are generated from the hotels in the unincorporated areas of the County. Please list the hotels and number of room nights you have used or plan to use for your event/project located in the unincorporated areas of Lexington County only:
    In FY14-15, 16 of our events contracted rooms in unincorporated Lexington County hotels. Those events contracted 1,999 room nights in unicorportated Lexington County hotels. Hotels include: Doubletree, Baymont Inn & Suites, Clarion Inn Airport, Hampton Inn Airport and Microtel Inn & Suites Harbison. We are projecting 2,500 room nights in FY16-17.

15. Please indicate you have read: **Chapter 6, Sections 6-4-5 (4) and 6-4-10, SC Code of Laws, 1976**? ■Yes ☐No

16. Project Budget - **Request for funds must meet the requirements of Chapter 6, Section 6-4-10, SC Code of Laws, 1976, as amended.**
    a. Estimated total cost of Project $ 260,000
    b. Amount of Accommodations Funds requested for this Project: $ 16,000
    c. This request equals what percent of the total Project/Event Budget? 6.1 %
    d. List specifically what the funds will be used for and the estimated amount i.e. brochures - $1,500, etc. Print ads - $8,000; trade shows - $6,000; promo materials - $2,000

17. Has your project or organization previously received Accommodations Tax Funds?
    ■Yes ☐No

    a. If yes, state year 2014-15, amount $ 10,000, source Lexingon County, and purpose: 2014-15 Regional Sports Marketing Campaign

    b. For each award year, did you expend 100% of the Accommodations Tax Funds you received?
    ■Yes ☐No

    c. If no, please explain:

18. Type of Organization:

Please check one:

- ○ County
- ○ Municipal
- ◉ Non-profit Organization
- ○ Community service club, church, etc.
- ○ 501(c) 3
- ○ Other: _____

Note: For-profit organizations are not eligible for Accommodations Tax Funds

19. Project description - please attach a report with the following information needed by the Tourism Expenditure Review Committee to be sure that the event/project was in accordance to Section 6-4-10 of the S.C. Code of Laws (***Use separate sheet for Project Description if needed***):

a. General description
b. State the benefit that this project will serve toward promoting tourism and the Lexington County Community
c. Total attendance to the event/project versus the number of total tourists in attendance
d. Economic impact generated by tourism to the event/project
e. Overall description of how the event/project attracts and promotes tourists to the area and specifically how the Accommodations Tax Funds were used to accomplish this
f. Additional comments: Please see attached documentation for project description. ✓

PLEASE NOTE: Applicant and/or representatives must be present during review process by the Accommodations Tax Advisory Board in order to be considered for funding.

Signature of Event/Project Director:

S. Scott Powers
Print Name

Executive Director
Title

S. Scott Powers
Signature

January 7, 2016
Date

County of Lexington
Accommodations Tax Fund
FY 2016/17

FUNDING SOURCES

Organization Name: Columbia Regional Sports Council

List of Funding Sources	Actual 2014/15	Current 2015/16	Estimated 2016/17
Lexington County Accommodations Tax	$ 0.00	$ 10,000.00	$ 16,000.00
City of Columbia Hospitality Tax	$ 75,000.00	$ 75,000.00	$ 80,000.00
Richland County Accommodations Tax	$ 24,000.00	$ 25,000.00	$ 25,000.00
Richland County Hospitality Tax	$ 30,000.00	$ 30,000.00	$ 32,000.00
Town of Lexington Accommodations Tax	$ 1,000.00	$ 1,000.00	$ 1,500.00
Corporate sponsorships for SCHSL State Finals	$ 20,000.00	$ 0.00	$ 0.00
Destination Marketing Fund	$ 52,142.00	$ 117,654.00	$ 105,500.00
	$ 202,142.00	$ 258,654.00	$ 260,000.00

County of Lexington
Accommodations Tax Fund
FY 2016/17

EXPENDITURES

Organization Name: Columbia Regional Sports Council

List of Expenditures	Actual 2014/15	Current 2015/16	Estimated 2016/17
Administrative (employees, telephone, rent, taxes, etc)	$ 148,413.00	$ 168,249.00	$ 168,000.00
Trade Shows, travel costs, & client recruitment	$ 15,765.00	$ 36,910.00	$ 37,000.00
Marketing & Advertising (print, on-line, etc)	$ 15,364.00	$ 49,295.00	$ 50,000.00
Employee Training	$ 600.00	$ 1,200.00	$ 2,000.00
Promotional Materials	$ 2,000.00	$ 3,000.00	$ 3,000.00
Sponsorship of SCHSL State Finals	$ 20,000.00	$ 0.00	$ 0.00
	$ 202,142.00	$ 258,654.00	$ 260,000.00

COLUMBIA REGIONAL SPORTS COUNCIL ATTACHMENT

10. ADVERTISING SOURCES

- **Magazine ads** – We plan to purchase full-page, four-color ads in the following travel industry publications: four (4) in SportsEvents magazine, two (2) in Sports Destinations Management magazine, one (1) in The Sports Planning Guide, one (1) in ConnectSports Magazine and four (4) in The Rowing News. Eight (8) total ads. All magazines are nationally distributed in the sports travel community with the exception of Rowing News, which is the leading rowing publication in the nation.
- **Websites** – In addition to our main website (www.columbiasportscouncil.com), we plan to advertise on the following websites: www.sportsdestinations.com, www.sportseventsmagazine.com, www.sportsplanningguide.com, www.rowingnews.com. The target audience for Sports Destinations Management, Sports Planning Guide and SportsEvents is sports events owners / decision makers. The target audience for Rowing News is collegiate and scholastic rowing coaches who determine sites for winter or spring training.
- **Other** – On a case by case basis, we will promote specific events by purchasing advertising on Facebook, Twitter as well as Google Adwords. We also selectively sponsor sports travel industry trades shows where we are guaranteed to meet face-to-face with over 40 sports-event owners/directors.

19. PROJECT DESCRIPTION

A. GENERAL DESCRIPTION:

The Columbia Regional Sports Council (CRSC) is committed to serving as the central clearinghouse for information regarding the sponsorship, promotion and hosting of sporting events, facilities and associations in Lexington and Richland Counties as well as the City of Columbia.

The mission of the Columbia Regional Sports Council is to strengthen the area's economy by marketing and selling the Columbia, SC region (City of Columbia, Lexington County, Richland County) as a premier destination for sporting events, partnering with local sports organizations to grow and develop existing events, and by recruiting new events which provide an economic benefit to the region by generating room nights, food and beverage sales, and associated tax revenues.

We have been successful in attracting new and unique sporting events to the region since our inception in 2002 using limited funds. Added funding is needed to enhance our current sales and marketing efforts used to recruit regional and national sports events to our community. The 2016-2017 Regional Sports Marketing Campaign supports our goal by directly marketing to events rights holders and sports governing bodies through tradeshow participation, direct mail of collateral pieces and advertising in several national trade publications. This direct marketing effort creates awareness and communicates the advantages of our community's sports products and facilities; allowing us to recruit more events, resulting in increased room nights for our area hotel properties and economic benefit for our entire region.

B. STATE THE BENEFIT THAT THIS PROJECT WILL SERVE TOWARD PROMOTING TOURISM AND THE LEXINGTON COUNTY COMMUNITY:

Spectators, athletes and their support groups all utilize the same services used by other kinds of tourists: accommodations, transport services, food and beverage services, retail businesses and attractions. However, sports events have the ability to spread the use of these services into off-peak periods, such as the summer and winter months, when occupancy rates and consumer consumptions tend to go down. Since the Columbia

Regional Sports Council was established and started receiving funding from Lexington County, Richland County and the City of Columbia; we have discovered new events that had never considered our community for their activities or events. Events like recruiting collegiate rowing teams to train during the winter and spring at the rowing facility on the Broad River or convincing the 2015 Carolinas Open Lacrosse Championships to host their event at the Lexington Soccer Complex or winning the bid to host the 2016 US Quidditch Cup and 2016 NXT South Carolina Lacrosse Shootout at the new Fields at Saluda Shoals. We also assist events such as the SCGA Junior Championships at the Country Club of Lexington, the USTA Junior Team Tennis National Championships hosted by Lexington County Recreation & Aging Commission as well as the Palmetto 200 relay race which has run each of the past 5 years through Lexington County.

The staging of sports events has the potential to raise the profile of the community through the coverage of the event. The marketing of these events also presents many opportunities for the community to showcase its assets and attractions on a regional & national level to other potential visitors and investors. Events enhance the quality of life for local residents by providing year-round recreational alternatives, but can also be used as a tool for economic and other development purposes. As events attract more visitors to the community, the market demand for lodging, restaurants, retail stores and entertainment venues also increases. The economic impact of playing host to these sporting events is endless and benefits the community by showing our region as a destination for hosting successful regional and nation events.

C. TOTAL ATTENDANCE TO THE PROJECT VS. TOTAL TOURISTS IN ATTENDANCE:
The Columbia Regional Sports Council tracks the number of hotel room nights for each of our events. Our goal is to book or assist with booking 11,000 contracted hotel room nights to the region during FY 2016-17 from sporting events. 11,000 room nights / 2.0 nights x 3.0 tourists per room = 15,000 overnight tourists in FY2016-17. Based on research (ticket sales, event owner surveys, event registrations) with our events, an additional estimated 37,000 out-of-town tourists drive in and do not stay in hotels rooms. We are projecting 132,000 total attendance for FY2016-2017, of which 52,800 or 40% are tourists.

D. ECONOMIC IMPACT GENERATED BY TOURISM TO THE EVENT/PROJECT:
Based on our goal of 11,000 contracted room nights, as well as our projection of 37,000 non-overnight tourists, the CRSC estimates it will generate an estimated economic impact of **$10,000,000** in 2016-17. Our direct economic impact in FY14-15 was $8,178,475 and in FY13-14 it was $12,943,689.

E. OVERALL DESCRIPTION OF HOW THE EVENT/PROJECT ATTRACTS AND PROMOTES TOURISTS TO THE AREA AND SPECIFICALLY HOW THE ACCOMMODATIONS TAX FUNDS WERE USED TO ACCOMPLISH THIS:
We use Lexington County Accommodations Tax funds to specifically market directly to national, regional or state-wide sporting event owners or national governing bodies that control where certain major sporting events are held. We promote the region and our sports facilities as potential hosts to these decision makers. We target them with attractive ads in sports-travel industry publications, we meet with them in person at national trade shows and we send out promotional materials, visitor guides and facilities guides that showcase our hotels, sports facilities, restaurants, attractions, etc. We use the accommodations tax funds to purchase advertising space, create promotional materials and travel to national trade shows.

F. ADDITIONAL COMMENTS:
In **FY2014-15**, our sales efforts booked or assisted sports events in unincorporated Lexington County that contracted **1,999 hotel room nights**, attracting **7,689 tourists** and generating an estimated economic impact of **$1,864,692**. A great return on investment!

Midlands Authority for Conventions, Sports & Tourism

Statement of Revenues and Expenditures - Unposted Transactions Included In Report

903 - Sports Council

From 1/1/2016 Through 1/31/2016

		Current Period Actual	Current Year Actual	Current Period Budget - Original	YTD Budget - Original	Total Budget - Original	Percent Total Budget Remaining - Original
	Operating Revenue						
	Grant Revenue						
4001	Richland County - Accom Tax	0.00	6,000.00	2,083.33	14,583.31	25,000.00	(76.00)%
4005	Town of Lexington - Accom Tax	0.00	0.00	83.33	583.31	1,000.00	(100.00)%
4006	Lexington County - Accom Tax	0.00	2,500.00	833.33	5,833.31	10,000.00	(75.00)%
4020	City of Columbia - Hospitality Tax	0.00	31,445.00	7,083.33	49,583.31	85,000.00	(63.01)%
4021	Richland County - Hospitality Tax	0.00	10,000.00	2,500.00	17,500.00	30,000.00	(66.67)%
	Total Grant Revenue	0.00	49,945.00	12,583.32	88,083.24	151,000.00	(66.92)%
	Total Operating Revenue	0.00	49,945.00	12,583.32	88,083.24	151,000.00	(66.92)%
	Total Revenue	0.00	49,945.00	12,583.32	88,083.24	151,000.00	(66.92)%
	Transfers In						
4602	Transferred in from DM	0.00	20,185.11	8,971.17	62,798.19	107,654.00	(81.25)%
	Total Transfers In	0.00	20,185.11	8,971.17	62,798.19	107,654.00	(81.25)%
	Operating Expenditures						
	Personnel Expenses						
5002	Salaries - FT Sales & Marketing	0.00	48,096.07	8,023.33	56,163.31	96,280.00	50.05%
5040	Personnel Contingency	0.00	0.00	1,123.25	7,862.75	13,479.00	100.00%
5050	Payroll Tax Expense	0.00	3,867.03	743.75	5,206.25	8,925.00	56.67%
5055	Retirement - 401k	0.00	2,072.64	365.83	2,560.81	4,390.00	52.79%
5060	Health Insurance	1,205.52	7,156.18	1,206.00	8,442.00	14,472.00	50.55%
5061	Dental Insurance	75.92	530.20	76.00	532.00	912.00	41.86%
5062	Life & Disability Insurance	132.62	959.07	124.08	868.56	1,489.00	35.59%
5070	Workers Compensation	65.78	608.26	70.00	490.00	840.00	27.59%
5071	Unemployment Insurance	0.00	0.00	26.50	185.50	318.00	100.00%
5075	Incentives	0.00	2,820.60	1,333.33	9,333.31	16,000.00	82.37%
	Total Personnel Expenses	1,479.84	66,110.05	13,092.07	91,644.49	157,105.00	57.92%
	Marketing, Advertising & Publications						
5200	Marketing & Advertising	2,000.00	21,137.93	3,774.58	26,422.06	45,295.00	53.33%
5425	Promotional Materials	0.00	179.85	250.00	1,750.00	3,000.00	94.00%
5426	Collateral Materials	0.00	0.00	333.33	2,333.31	4,000.00	100.00%
	Total Marketing, Advertising & Publications	2,000.00	21,317.78	4,357.91	30,505.37	52,295.00	59.24%
	Program Expenses						
5100	Client Recruitment & Entertainment	0.00	3,323.45	242.42	1,696.94	2,909.00	(14.25)%
5111	Convention Recruitment Fund	0.00	10,541.09	1,096.33	7,674.31	13,156.00	19.88%
5112	Partner & Community Relations	0.00	34.70	0.00	0.00	0.00	0.00%
	Total Program Expenses	0.00	13,899.24	1,338.75	9,371.25	16,065.00	13.48%
	Occupancy						
5300	Office Space Rental	0.00	3,346.92	557.83	3,904.81	6,694.00	50.00%
	Total Occupancy	0.00	3,346.92	557.83	3,904.81	6,694.00	50.00%
	Office Expense						
5313	Telephone	0.00	623.28	79.17	554.19	950.00	34.39%
	Total Office Expense	0.00	623.28	79.17	554.19	950.00	34.39%
	Other Operating Expenses						
5334	Tradeshows	0.00	9,426.67	678.75	4,751.25	8,145.00	(15.74)%
5415	Parking	0.00	600.00	100.00	700.00	1,200.00	50.00%
5416	Dues & Subscriptions	0.00	500.00	191.67	1,341.69	2,300.00	78.26%
5427	Employee Travel, Meals & Accomodations	0.00	6,135.00	1,058.34	7,408.38	12,700.00	51.69%
5430	Employee Training	0.00	0.00	100.00	700.00	1,200.00	100.00%
5436	Banking & Merchant Fees	0.00	25.00	0.00	0.00	0.00	0.00%
	Total Other Operating Expenses	0.00	16,686.67	2,128.76	14,901.32	25,545.00	34.68%
	Total Operating Expenditures	3,479.84	121,983.94	21,554.49	150,881.43	258,654.00	52.84%
	Total Expenditures	3,479.84	121,983.94	21,554.49	150,881.43	258,654.00	52.84%
	Net Revenue Over Expenditures	(3,479.84)	(72,038.94)	(8,971.17)	(62,798.19)	(107,654.00)	(33.08)%
	Net Revenue Over Expeditures (After Transfers)	(3,479.84)	(51,853.83)	0.00	0.00	0.00	0.00%

Midlands Authority for Conventions, Sports & Tourism

Board of Directors

Company	Prefix	First Name	Last Name	Position	Address	City	State	Zip Code	Cell	Phone	Fax	E-mail	Term Ending	Appointed By
Marriott Hotel - Aimbridge	Mr.	Kendall	Clay		1200 Hampton Street	Columbia	SC	29201		771-7000		kendall.clay@marriottcolumbia.com	Jun-18	City of Cola
Jones School Supplies	Mr.	Chris	Asouzu	Treasurer	7421 Coachmaker Road	Columbia	SC	29209	466-2076			casouzu@aol.com	Jun-17	City of Cola
USC	Mr.	Simon	Hudson		129 Beaver Dam Rd.	Columbia	SC	29223		777-2705		SHUDSON@hrsm.sc.edu	Jun-17	City of Cola
Fairfield Inn & Suites Columbia NE	Ms.	Amber	Martin		120 Blarney Drive	Columbia	SC	29223		760-1715		amartin@high-risehotels.com	Jun-18	Richland Co.
Lamar Advertising	Mr.	John	Hardee	Chair	1221 Atlas Road	Columbia	SC	29209		647-9122		jhardee@lamar.com	Jun-18	City of Cola
Sejwad	Mr.	Rick	Patel	Secretary	1400 Main Street	Columbia	SC	29201	479-8217	988-1400	(803) 988-1400	rick@sheratoncolumbiahotel.com	Jun-15	Richland Co.
IMIC	Ms.	Jana	Medlin		108 Saluda Pointe Ct	Lexington	SC	29072		957-6000		jmedlin@lexingtonwingate.com	Jun-16	Lexington Co.
Clyburn Foundation	Ms.	Janice	Marshall		101 Louthian Way	Blythewood	SC	29016		255-0003		clyburnfoundation@yahoo.com	Jun-17	City of Cola
Brandon Alexander Associates	Mr.	Sammy	Hendrix	Vice Chair	111 Smith Street	Lexington	SC	29072	730-3558	386-7222		sammy@brandonalexanderassociates.com	Jun-17	Lexington Co.

PRESIDENT/CEO

Midlands Authority for Conventions, Sports & Tourism	Mr.	Bill	Ellen	President/ CEO	1101 Lincoln Street	Columbia	SC	29201		545-0007	545-0054	bellen@columbiaauthority.com

ExOfficio:

City of Columbia	Ms.	Teresa	Wilson		P.O. Box 147	Columbia	SC	29201		545-3026		tbwilson@columbiasc.net
Lexington County	Mr.	Joe	Mergo		212 South Lake Drive	Lexington	SC	29170		359-8389	359-8101	jmergo@lex-co.com
Richland County	Mr.	Tony	McDonald		P.O. Box 192	Columbia	SC	29201		576-2054	748-4844	tmcdonald@rcgov.us

Full-time Staff

Columbia Regional Sports Council	Mr.	Scott	Powers	Exec. Director	1010 Lincoln Street	Columbia	SC	29201		545-0009		spowers@columbiasportscouncil.com
Columbia Regional Sports Council	Ms.	Grayson	Miller	Sales Manager	1010 Lincoln Street	Columbia	SC	29201		545-0016		gmiller@columbiasportscouncil.com

GREATER CHAPIN CHAMBER of COMMERCE And Visitors Center

JAN 2016 RECEIVED LEXINGTON COUNTY COUNCIL LEXINGTON, S.C.

January 8, 2016

Judy Busbee, Assistant Clerk to Council
Lexington County Council
212 South Lake Drive, Suite 601
Lexington, SC 29072

Dear Ms. Busbee and Council Members,

Enclosed is our request for Accommodations Tax Funds for 2016-2017. Thank you all for the opportunity to submit this application. The Greater Chapin Chamber of Commerce & Visitor's Center is dedicated to promoting and supporting tourism in our area. The funding the Chamber receives from the Accommodations Tax will definitely help our promotion of tourism to our area and help our businesses by providing the best service and amenities possible to our visitors and our community.

I have also included copies of our 2015 Directory & Relocation Guide and invite you to check out our website at www.chapinchamber.com to view our enhanced online capacity.

Please contact me at 803-345-1100 if you have any questions or concerns regarding our 2016-2017 request.

Sincerely,

Risa J. Barnes
Executive Director
Greater Chapin Chamber of Commerce & Visitor's Center

302 Columbia Avenue / P.O. Box 577 Chapin, SC 29036
tel: 803-345-1100 • fax: 803-345-2202 • www.chapinchamber.com

County of Lexington
Accommodations Tax Fund
FY 2016/2017

APPLICATION

1. Name of Project/Event: Greater Chapin Chamber of Commerce & Visitor's Center

2. Sponsoring Organization: Greater Chapin Chamber of Commerce & Visitor's Center

   Mailing Address: P.O. Box 577 OR 302 Columbia Avenue, Chapin, SC 29036

3. Event/Project Director:

   Name Risa J. Barnes Title Executive Director

   Telephone 803-345-1100 Alternate Telephone 321-431-1557

   Fax Number 803-345-0266

   Email director@chapinchamber.com

4. Event Website: www.chapinchamber.com

5. Event/Project Category (*Check One*):
   - ◉ Tourism, Advertising/Promotion - *see #10 for advertising/promotion sources*
   - ○ Tourism Related Expenditures: _____

6. Project Timeline: Beginning date July 1, 2016 End date June 30, 2017

7. Location of Project/Event: 302 Columbia Avenue, Chapin SC 29036

8. Number of employees: #Full-time 1 #Part-time 2

9. Do you advertise outside a 50-mile radius? ■Yes ☐No

10. If yes to #9, please check all that apply to advertising sources outside of Lexington County:
    - ■ Rack Cards - # distributed 2,500
    - ■ Brochures - # distributed 3,500
    - ☐ Posters - # distributed _____
    - ☐ Magazine Ads - # ads _____ (list ads and distribution range on separate sheet)
    - ☐ Newspaper Ads - # ads _____ (list newspapers and distribution range on separate sheet)
    - ☐ Television Ads - # ads _____ (list stations and viewing range on separate sheet)
    - ☐ Radios Ads - # ads _____ (list stations and listener range on separate sheet)
    - ☐ Billboards - # ads _____ (list number and location of billboards on separate sheet)
    - ☐ Websites - # web pages other than primary website # _____ (list on separate sheet with target audience)
    - ■ Other than listed above: Greater Chapin Chamber & Buy Into Chapin FB pages (list on separate sheet with target audience)

11. How many people do you expect to attend? 34,500

12. Of this number, how many are tourists? 18,000 (Tourists: "*People taking trips outside of their home communities for any purpose, except daily commuting to and from work.*") [SC Code of Laws, Chapter 6, Section 6-4-5 (4)].

13. List the methods used to track tourists:
- ■ Web page inquires - estimated inquires per month 30-35
- ■ Phone call inquiries - estimated phone calls per month 150-200
- ■ Brochure mailings - estimated brochures mailed per month 20-30
- ■ Event ticket sales - estimated tickets sold per event 100-250 depending on the event
- ☐ Event registration - estimated registrants per event
- ☐ Hotel sales - estimated sales per event/per month
- ☐ License plates - estimated count per event
- ☐ Surveys - estimated number of responses per survey
- ☐ Other than listed:

14. **Must complete:** County accommodations funds are generated from the hotels in the unincorporated areas of the County. Please list the hotels and number of room nights you have used or plan to use for your event/project located in the unincorporated areas of Lexington County only:
Chapin is still in need of hotel accommodations; however we along with many of our larger business members such as SCANA/SCE&G, CB&I, GIS, Ellett Bros, Palmetto Health Lexington Medical and ACI approximate between 15-16,000 rooms will be booked in Lex. Co. and Rich. Co. with more than half of this # staying in Lex. Co. due to closer locations

15. Please indicate you have read: **Chapter 6, Sections 6-4-5 (4) and 6-4-10, SC Code of Laws, 1976**? ■Yes ☐No

16. Project Budget - **Request for funds must meet the requirements of Chapter 6, Section 6-4-10, SC Code of Laws, 1976, as amended.**

   a. Estimated total cost of Project $14,040.00
   b. Amount of Accommodations Funds requested for this Project: $ 8,000.00
   c. This request equals what percent of the total Project/Event Budget? 60 %
   d. List specifically what the funds will be used for and the estimated amount i.e. brochures - $1,500, etc. Please see Attached

17. Has your project or organization previously received Accommodations Tax Funds?
■Yes ☐No

a. If yes, state year 2015-16, amount $ 9,000.00, source Lex Co Accom Tax, and purpose: Purchase of LED sign & lettering, Relocation Directory & Outdoor Disp

b. For each award year, did you expend 100% of the Accommodations Tax Funds you received?
■Yes ☐No

c. If no, please explain:

18. Type of Organization:

Please check one:

- ○ County
- ○ Municipal
- ◉ Non-profit Organization
- ○ Community service club, church, etc.
- ○ 501(c) 3
- ○ Other:_____

Note: For-profit organizations are not eligible for Accommodations Tax Funds

19. Project description - please attach a report with the following information needed by the Tourism Expenditure Review Committee to be sure that the event/project was in accordance to Section 6-4-10 of the S.C. Code of Laws (***Use separate sheet for Project Description if needed***):

a. General description
b. State the benefit that this project will serve toward promoting tourism and the Lexington County Community
c. Total attendance to the event/project versus the number of total tourists in attendance
d. Economic impact generated by tourism to the event/project
e. Overall description of how the event/project attracts and promotes tourists to the area and specifically how the Accommodations Tax Funds were used to accomplish this
f. Additional comments: Please see Attached ✓

PLEASE NOTE: Applicant and/or representatives must be present during review process by the Accommodations Tax Advisory Board in order to be considered for funding.

Signature of Event/Project Director:

Larrisa J. Barnes	Executive Director
Print Name	Title
Lisa J Barnes	01/08/16
Signature	Date

Organization: Greater Chapin Chamber of Commerce & Visitor's Center

County of Lexington Accommodations Tax Fund
FY2016/2017
APPLICATION ATTACHMENT

#10 – Advertising Sources Outside Lexington County

- Greater Chapin Chamber of Commerce Website
  - Our updated website has been extremely helpful getting information to those in other counties around SC and all over the US. We have had many inquiries from multiple states about relocation and vacationing; majority are from Florida, Ohio, Virginia, Maryland and even California.
- Greater Chapin Chamber of Commerce & Buy into Chapin Facebook pages
  - The chamber promotes community events, points/places of interest and chamber business members on both of these pages and has many followers outside of Lexington County and even the State of SC.
  - These pages are valuable tools and are dedicated to achieving current, interesting and informative information for those interested in visiting or moving to Chapin or surrounding Lexington County Areas.
- Greater Chapin Chamber of Commerce Directory & Relocation Guide
  - These directories are one of our strongest advertising tools for Chapin. Not only do we have them for anyone stopping into the Chamber House (new to the area or traveling thru), we supply other SC Visitor Centers with these directories, mail them to anyone inquiring vie email, website or over the phone and Scana/CB&I in Jenkinsville put these in their relocation packages to prospective/newly hired employees preparing to move to the area.
- SCE&G Payment Center Location
  - This past year SCE&G closed its Chapin Payment office and the Chamber is now where customers of SCE&G can come in a pay their bills quickly, easily and with no service charge. This has definitely brought more foot traffic into the Chamber House and many of these customers browse our information while their payment is being made.

#16 – Project Budget

- Greater Chapin Chamber of Commerce & Visitor's Center

Activity/Program	Estimated Cost	Funds Requested
Outside House/Building Refurbishment	$3,700,00	$3,000.00
Inside House/Building Refurbishment	$6,100.00	$3,000.00
Directory/Relocation Mailings & Deliveries	$4,240.00	$2,000.00

#19 – Project Description

- The Chapin Chamber House is a beautiful Victorian style house that was donated to the Chamber in 1996 and moved from its original location to its current location of 302 Columbia Avenue in Chapin SC.
  It was originally the owned by the Chaffin-Eleazer family and is a very warm and inviting house that serves as a comfortable place for those visiting our small town to come in, wander thru and ask questions.
  In the past 2 years alone many unexpected repairs and equipment replacements have occurred such as new HVAC system, pipe replacement, roof repairs (in need again) and most recently replacing the sewage pump the day before Christmas Eve for $1600. We do utilize our member businesses for these issues and they have been good to give discounts when possible; however the days of giving services seems to be gone. For 2016-2017 our goals are to refurbish the outside and inside to the best of our abilities. These projects will ensure the Chamber House/Visitor's Center will continue being operational while providing a safe and enjoyable location for our members and visitors.
  - OUTSIDE
    - Paint the house (power wash walkways and porches) approx. $1500
    - Woodwork – porch floor and bannister repair and painting approx. $1000
    - Roofing Repairs approx. $800
    - Addition of 2 picnic tables for travelers to use and enjoy approx. $400
  - INSIDE
    - Additional Display Cases and Shelving for informational brochures, maps, etc. approx. $600
    - New paint for additional 4 rooms (3 offices and kitchen) as well as foyer approx. $1500
    - Insulation Installation – few quotes to do what can be done to a house of this age however the basics of adding insulation in attic will help retain A/C or heat and bring our electric cost down approx. $1000
    - Wood Floor Refurbishment for front 3 rooms approx. $2000
    - Electrical house wiring repairs and updating approx. $1000
- We at the Chapin Chamber actively promote commerce, community and culture. The Chamber's goal is to serve as a catalyst for economic development and tourism while acting as the communications hub for our community. Because of our Chambers close proximity to Interstate 26 and being one of the two main accesses to the town of Chapin, we operate as the Visitor's Center helping those traveling through the Midlands. We provide information on area attractions, activities, restaurants and accommodations.
  The Chamber uses a number of tools to attract and inform all tourists about what is available and our amenities. We are committed to providing the following programs and services to continue to welcome visitors and newcomers to the Chapin community.
  - We serve as the Welcome/Visitor Center for not only Chapin, but also for Dreher Island State Park, the North Side of Lake Murray, White Rock, Little Mountain and Prosperity. We promote tourism for Lake Murray and serve as the communications hub and information center for the Chapin Community.
  - Our front room serves as Resource Room for tourists and visitors which includes informational brochures, maps, directions, mailing lists, directories, business cards, local newspapers and other materials to help enhance visitor's experiences while visiting our area, Lexington County and overall South Carolina. We have visitors from other locations in South Carolina, but also from many surrounding states and Northern states. We receive numerous calls, emails, website inquiries and we are continuously sending out information packages with information (including our Visitor Guide/Relocation Directory).

- The Chamber hosts 6 large public events currently: Annual Silent Auction, Chamber Night of Comedy, Annual Golf Tournament, Spring Open House, Holiday Open House (which encourage visitors to shop and dine at our local shops and restaurants) and the Annual Awards Gala. The Gala Event is when we recognize the Greater Chapin Small & Large Business People, Non-Profit Organization Of the Year, Community Service and Volunteer of the Year. We also assist the Town of Chapin in promoting and providing information about our Annual Labor Day Festival which is one of the largest and most attended event in the Town of Chapin.
- The Chamber provides area maps, magazines and our Visitor Guide/Relocation Directory provides information to the 9 South Carolina Welcome Centers located on South Carolina's borders as well as to all visitors who stop by the Chamber House and to those who request information over the phone, via email or our website. We have ordered additional directories this year due to the fact that we had an overwhelming request several times to send MORE directories to Fort Mill & Dillon Visitor Centers.

SIDE NOTE REGARDING DIRECTORY/RELOCATION GUIDES - These guides are so important to the Chapin Chamber and Visitor Center and this upcoming year we are trying a new company that will not be charging the Chamber, but collecting monies from the ad sales. This change alone is going to help the Chamber financially while still being able to give all the wonderful information to our community and those visitors wanting to learn more about Chapin and what we have to offer. It is our goal that the Directory/Relocation Guide will continue to bring members and visitors to our local merchants, restaurants , surrounding businesses as well as local tourist sites by promoting our area, events and businesses. It includes shopping and dining information as well as information on local amenities, special events, map of the area, resources related to Lake Murray, Crooked Creek Park, the future Tech Park and other outdoor recreation outlets which attract more tourists and relocation activity.

Past support from the Accommodations Tax Fund has truly helped the Greater Chapin Chamber of Commerce & Visitor's Center to operate effectively and to promote and produce better events to attract visitors.

We are focusing our request of $8,000.00 to support refurbishment and revamping of the actual Chapin Chamber House so we can draw more visitors to Chapin for our events and ongoing activities. We do realize the percentage we are requesting in this grant is higher than past requests; however the total amount requested is less this year because we are focused on areas that will enhance visually and create an even more inviting and comfortable atmosphere for those visiting Chapin, SC.

As always we truly appreciate the consideration of the Lexington County Council for continued financial support of our ongoing efforts with a grant from the Accommodations Tax Fund to help us to continue enhancing our outreach to our tourists.

Final Report on Project Expenses were paid using Lexington County Accommodations Tax Funds FY 2015-16

	Budgeted	Spent
LED Sinage & New Visitor's Center Lettering	$6,000.00	$6,000.00
2015 Visitor Guide / Relocation Directory	$2,000.00	$2,000.00
Outdoor Visitor Display Case	$1,000.00	pending Spring/Summer
Totals:	$9,000.00	$8,000.00

County of Lexington
Accommodations Tax Fund
FY 2016/17

FUNDING SOURCES

Organization Name: Greater Chapin Chamber of Commerce & Visitor's Center

List of Funding Sources	Actual 2014/15	Current 2015/16	Estimated 2016/17
Please see Attached			
	$ 0.00	$ 0.00	$ 0.00

County of Lexington
Accommodations Tax Fund
FY 2016/2017
FUNDING SOURCES

Organization Name: Greater Chapin Chamber of Commerce

List of Funding Sources	Actual (7/1/14 - 6/30/15) 2014/2015	Current (7/1/15 - 6/30/16) 2015/2016	Estimated (7/1/16 - 6/30/17) 2016/2017
Events (Comedy, Gala, Golf, Silent Auction, Yard Sale)	$37,865	$45,762	$44,500
House Rental	$3,700	$1,610	$1,000
Lexington County Accommodations Grant	$6,438	$8,313	$8,250
Membership Dues & Premier Sponsorships	$78,629	$69,368	$75,000
Membership Meetings	$500	$870	$900
Sign Rental	$5,325	$16,150	$14,000
TOTAL:	**$132,457**	**$142,073**	**$143,650**

County of Lexington
Accommodations Tax Fund
FY 2016/17

EXPENDITURES

Organization Name: Greater Chapin Chamber of Commerce & Visitor's Center

List of Expenditures	Actual 2014/15	Current 2015/16	Estimated 2016/17
Please see Attached			
	$ 0.00	$ 0.00	$ 0.00

County of Lexington
Accommodations Tax Fund
FY 2016/2017
EXPENDITURES

Organization Name: Greater Chapin Chamber of Commerce

List of Expenditures	Actual (7/1/14 – 6/30/15) 2014/2015	Current (7/1/15 – 6/30/16) 2015/2016	Estimated (7/1/16 – 6/30/17) 2016/2017
Accountant	$950	$1,450	$1,000
Advertising & Marketing	$2,044	$550	$600
Annie Epting Scholarship	$0	$1,000	$2000
Conferences & Meetings	$69	$201	$200
Credit Card Processing Fees	$2,239	$2202	$2,200
Dues & Subscriptions	$3,377	$3,238	$3,400
Events (Comedy, Gala, Golf, Silent Auction, Yard Sale)	$23,540	$23,820	$23,600
Insurance	$1,877	$1,524	$2,000
Member Services (Including Member Meetings)	$2,803	$3,034	$3,500
Office Equipment	$867	$974	$1,000
Office Supplies	$2,783	$3,186	$2,500
Payroll Expenses	$73,878	$79,910	$81,300
Postage	$575	$833	$1,000
Repairs/Building Maintenance	$2,578	$5,824	$4,000
Staff Expenses	$0	$239	$200
Telephone/Internet	$2,748	$2,803	$2,800
Utilities	$5,810	$6,779	$7,000
TOTAL:	**$126,138**	**$137,567**	**$138,300**

Greater Chapin Chamber of Commerce
Profit & Loss
January through December 2015

	Jan - Dec 15
Ordinary Income/Expense	
Income	
Business Expo	1,300.00
Chaffin-Eleazar Silent Auction	5,576.00
Chamber House Rental	3,460.00
Chamber Sign Rental	12,000.00
CheckFreePay SCE&G Payments	98.00
Comedy on Beaufort - Income	9,340.00
Gala	8,057.00
Golf Tournament	20,030.00
Grants	6,937.50
Holiday Open House	1,315.00
Labor Day	375.00
Member Benefits Income/Affinity	1,191.62
Member Meetings	920.00
Membership Dues	75,130.00
Refunds	90.00
Renovations (Yard Sale)	1,734.94
Total Income	147,555.06
Gross Profit	147,555.06
Expense	
Accountant	1,900.00
Advertising/Marketing	480.00
Annie Epting Scholarship	1,000.00
Bank Service Charges	75.00
BB&T Gift Card Expense	152.55
Board of Directors Expenses	353.97
Business Expo Expense	169.24
Cell Phone	1,495.00
Chamber Refresh Silent Auction	1,075.45
Chamber Sign	2,537.50
Comedy on Beaufort	4,697.56
Conferences & Meetings	154.59
Dues and Subscriptions	3,614.99
Equipment	1,270.99
Event Supplies	498.48
Gala Expenses	7,085.99
Golf Tour.Exp	12,038.00
Holiday Open House Expense	1,069.32
Insurance	1,880.50
Interest Expense	801.60
Labor Day Expenses	587.11
Member Meetings - Expense	1,572.41
Member Services Expenses	1,210.65
Merchant Credit Card Fees	2,349.81

	Jan - Dec 15
Office Supplies	3,538.06
Payroll Expenses	70,587.73
Payroll Taxes	5,466.15
Postage	403.79
Repairs & Maintenance	5,162.65
Staff Expenses	138.95
Tech Support	110.00
Tele/Internet	2,774.31
Utilities	6,037.33
Website Design/Hosting	2,282.17
Yard Sale Expense	27.61
Total Expense	144,599.46
Net Ordinary Income	2,955.60
Other Income/Expense	
Other Income	
Interest Earned	5.15
Total Other Income	5.15
Net Other Income	5.15
Net Income	**2,960.75**

Clear Forms | Print Forms | Save Forms

County of Lexington
Accommodations Tax Fund
FY 2015/16 FINAL REPORT

I. PROJECT INFORMATION:

Organization Name: Greater Chapin Chamber of Commerce & Visitor's Center

Project/Event Name: Greater Chapin Chamber of Commerce & Visitor's Center

Contact Name: Risa J. Barnes Phone: 803-345-1100

II. PROJECT COMPLETION:

Were you able to complete the project/event as stated in your original application? ○ Yes ◉ No

If no, state any problems you encountered: Once we receive another 2015-16 grant check we will be able to complete our list by getting the Outdoor Display case built and installed (on our agenda

III. PROJECT SUCCESS:

Please share any additional comments regarding the project (e.g., lessons learned, successes, problems encountered, etc.):
The LED sign has been a great source for promoting community and Chamber events and the new lettering is classy and a wonderful first impression to those entering Chapin Town limits

IV. PROJECT ATTENDANCE:

Record numbers in table below as requested by the Tourism Expenditure Review Committee. Numbers are to reflect attendance and funds received for projects for current and previous years.

	FY2015/16 Current Year	2014/15 Previous Year
Total Budget of Event/Project	28,700.00	13,056.00
Amount Funded by the Lexington County Accommodations Tax Fund	9,000.00	6,250.00
Amount Funded by the Lexington County Accommodations Tax Funds from all Sources	9,000.00	6,250.00
Total Attendance	32,000	30,000
Total Tourists*	16,500	15,000

**Tourists are generally defined as those who travel 50 miles or more to attend.*

V. METHODS:

Please describe the methods used to capture the attendance data listed above (license plates, surveys, etc.):
Actual Visits and Walk In sign ins, Web Inquiries, FB Inquiries, Events

VI. PROJECT BUDGET:

Attach a report indicating what project expenses were paid for using the Lexington County Accommodations Tax Funds for the fiscal year.

VII. ORGANIZATION SIGNATURE:

Provide signature of official with the organization verifying accuracy of above statements.

Larrisa J. Barnes
Print Name

Executive Director
Title

Risa J Barnes
Signature

01/08/16
Date

County of Lexington
Accommodations Tax Fund
FY 2016/2017

JAN 2016 RECEIVED LEXINGTON COUNTY COUNCIL LEXINGTON, S.C.

APPLICATION

1. Name of Project/Event: Disabled Visitor Outreach

2. Sponsoring Organization: Lexington County Museum

   Mailing Address: PO Box 637 Lexington, SC 29071

3. Event/Project Director:

   Name J.R. Fennell Title Director

   Telephone 803-359-8369 Alternate Telephone _____

   Fax Number 803-808-2160

   Email JRFennell@lex-co.com

4. Event Website: www.lex-co.sc.gov/museum

5. Event/Project Category (*Check One*):
   - ○ Tourism, Advertising/Promotion - *see #10 for advertising/promotion sources*
   - ◉ Tourism Related Expenditures: _____

6. Project Timeline: Beginning date 8/1/2016 End date 5/31/2017

7. Location of Project/Event: Lexington County Museum, 231 Fox Street Lexington, SC

8. Number of employees: #Full-time 2 #Part-time 6

9. Do you advertise outside a 50-mile radius? ■Yes ☐No

10. If yes to #9, please check all that apply to advertising sources outside of Lexington County:
    - ☐ Rack Cards - # distributed_____
    - ■ Brochures - # distributed 5,000
    - ■ Posters - # distributed 80
    - ☐ Magazine Ads - # ads_____ (list ads and distribution range on separate sheet)
    - ■ Newspaper Ads - # ads 1 (list newspapers and distribution range on separate sheet)
    - ☐ Television Ads - # ads_____ (list stations and viewing range on separate sheet)
    - ☐ Radios Ads - # ads_____ (list stations and listener range on separate sheet)
    - ☐ Billboards - # ads_____(list number and location of billboards on separate sheet)
    - ■ Websites - # web pages other than primary website # 11 (list on separate sheet with target audience)
    - ☐ Other than listed above:_____ (list on separate sheet with target audience)

11. How many people do you expect to attend? 20,000

12. Of this number, how many are tourists? 2,000 (Tourists: "*People taking trips outside of their home communities for any purpose, except daily commuting to and from work.*") [SC Code of Laws, Chapter 6, Section 6-4-5 (4)].

13. List the methods used to track tourists:
    - ☐ Web page inquires - estimated inquires per month
    - ■ Phone call inquiries - estimated phone calls per month 150
    - ■ Brochure mailings - estimated brochures mailed per month 50
    - ☐ Event ticket sales - estimated tickets sold per event
    - ☐ Event registration - estimated registrants per event
    - ☐ Hotel sales - estimated sales per event/per month
    - ■ License plates - estimated count per event 20,000
    - ■ Surveys - estimated number of responses per survey 12
    - ■ Other than listed: Guest Registry

14. **Must complete:** County accommodations funds are generated from the hotels in the unincorporated areas of the County. Please list the hotels and number of room nights you have used or plan to use for your event/project located in the unincorporated areas of Lexington County only:

    The Lexington County Museum does not track hotels or the nights that our visitors stay.

15. Please indicate you have read: **Chapter 6, Sections 6-4-5 (4) and 6-4-10, SC Code of Laws, 1976**? ■Yes ☐No

16. Project Budget - **Request for funds must meet the requirements of Chapter 6, Section 6-4-10, SC Code of Laws, 1976, as amended.**

    a. Estimated total cost of Project $ 20,000
    b. Amount of Accommodations Funds requested for this Project: $ 15,000.00
    c. This request equals what percent of the total Project/Event Budget? 75 %
    d. List specifically what the funds will be used for and the estimated amount i.e. brochures - $1,500, etc. See attached sheet

17. Has your project or organization previously received Accommodations Tax Funds?
    ■Yes ☐No

    a. If yes, state year FY15-16, amount $ 18,470, source County and Town, and purpose: To advertise, pay for museum events, improve museum signage

    b. For each award year, did you expend 100% of the Accommodations Tax Funds you received?
    ■Yes ☐No

    c. If no, please explain:

18. Type of Organization:

Please check one:

- ◉ County
- ○ Municipal
- ○ Non-profit Organization
- ○ Community service club, church, etc.
- ○ 501(c) 3
- ○ Other:_____

Note: For-profit organizations are not eligible for Accommodations Tax Funds

19. Project description - please attach a report with the following information needed by the Tourism Expenditure Review Committee to be sure that the event/project was in accordance to Section 6-4-10 of the S.C. Code of Laws (***Use separate sheet for Project Description if needed***):

a. General description
b. State the benefit that this project will serve toward promoting tourism and the Lexington County Community
c. Total attendance to the event/project versus the number of total tourists in attendance
d. Economic impact generated by tourism to the event/project
e. Overall description of how the event/project attracts and promotes tourists to the area and specifically how the Accommodations Tax Funds were used to accomplish this
f. Additional comments: see attached ✓

PLEASE NOTE: Applicant and/or representatives must be present during review process by the Accommodations Tax Advisory Board in order to be considered for funding.

Signature of Event/Project Director:

J.R. Fennell	Director
Print Name	Title
J. R. Fennell	1/7/2016
Signature	Date

County of Lexington
Accommodations Tax Fund
FY 2016/17

FUNDING SOURCES

Organization Name: Lexington County Museum

List of Funding Sources	Actual 2014/15	Current 2015/16	Estimated 2016/17
Lexington County General Fund	$ 199,251.00	$ 201,191.00	$ 212,000.00
Friends of Lexington County Museum	$ 11,000.00	$ 10,000.00	$ 12,000.00
Lexington County Accommodations Tax	$ 7,250.00	$ 12,500.00	$ 15,000.00
Town of Lexington Accommodations Tax	$ 6,000.00	$ 5,970.00	$ 6,000.00
SC Humanities Council	$ 1,500.00	$ 0.00	$ 0.00
Aflac	$ 0.00	$ 0.00	$ 3,000.00
	$ 225,001.00	$ 229,661.00	$ 248,000.00

County of Lexington
Accommodations Tax Fund
FY 2016/17

EXPENDITURES

Organization Name: Lexington County Museum

List of Expenditures	Actual 2014/15	Current 2015/16	Estimated 2016/17
Personnel	$ 169,989.00	$ 170,195.00	$ 180,000.00
Museum Management	$ 29,262.00	$ 30,996.00	$ 31,000.00
Education	$ 3,202.00	$ 4,000.00	$ 3,000.00
Restoration/Repair	$ 10,770.00	$ 14,000.00	$ 10,000.00
Exhibits/Events/Disabled Visitor Tour Video	$ 6,850.00	$ 6,000.00	$ 18,000.00
Advertising	$ 3,000.00	$ 4,500.00	$ 6,000.00
	$ 223,073.00	$ 229,691.00	$ 248,000.00

Clear Forms Print Forms Save Forms

County of Lexington
Accommodations Tax Fund
FY 2015/16 FINAL REPORT

I. PROJECT INFORMATION:

Organization Name: Lexington County Museum

Project/Event Name: Museum Signage Improvement

Contact Name: J.R. Fennell Phone: 803-359-8369

II. PROJECT COMPLETION:

Were you able to complete the project/event as stated in your original application? (•) Yes ( ) No

If no, state any problems you encountered:

III. PROJECT SUCCESS:

Please share any additional comments regarding the project (e.g., lessons learned, successes, problems encountered, etc.):

IV. PROJECT ATTENDANCE:

Record numbers in table below as requested by the Tourism Expenditure Review Committee. Numbers are to reflect attendance and funds received for projects for current and previous years.

	FY2015/16 Current Year	2014/15 Previous Year
Total Budget of Event/Project	20,000	10,000
Amount Funded by the Lexington County Accommodations Tax Fund	12,500	7,250
Amount Funded by the Lexington County Accommodations Tax Funds from all Sources	12,500	7,250
Total Attendance	14,000	13,986
Total Tourists*	2,000	13,986

**Tourists are generally defined as those who travel 50 miles or more to attend.*

V. METHODS:

Please describe the methods used to capture the attendance data listed above (license plates, surveys, etc.):

license plates, survey, guest register

VI. PROJECT BUDGET:

Attach a report indicating what project expenses were paid for using the Lexington County Accommodations Tax Funds for the fiscal year.

VII. ORGANIZATION SIGNATURE:

Provide signature of official with the organization verifying accuracy of above statements.

J.R. Fennell
Print Name

Director
Title

J. R. Fennell
Signature

1/7/2016
Date

19.

A. This fiscal year, the Lexington County Museum would again like to request $15,000 from the Lexington County's accommodation tax fund to help pay for several different projects. The first project is an attempt to reach those visitors that may not be able to enjoy all the museum has to offer because of disabilities. Currently, the museum only has one structure, the Horace Harmon Exhibit Hall, which is accessible to those in wheelchairs due to the historic nature of the museum's many buildings. Although the museum has undertaken projects to improve handicapped access (such as creating the cell phone walking tour, installing better exhibits in the exhibit hall, etc.) to help those in wheelchairs better enjoy the museum, more can be done. To help reach this goal, the museum proposes using the accommodations tax money to create a video that gives and in-depth view of the historic structures on the museum's complex. This video would be played for handicapped visitors in the Harmon Exhibit Hall at the beginning of the tour. Funds would be used to film and create the video, purchase a television, and a DVD player or computer.

Furthermore, the museum is requesting funds again this year to help pay for and advertise its Christmas Open House and Spring Open House. The Christmas open house is an annual tradition that currently attracts over 500 people (on average) to the museum the second Sunday of every December. This event allows visitors to experience the traditions of Christmas past and features live music and refreshments. A sizeable portion of those that have attended the Open House in the past are from more than fifty miles away. The 2015 Open House attracted a record crowd. Over 700 people came to the museum that day, including visitors from Augusta, Georgia, Aiken, South Carolina, and Orangeburg, SC. With more exposure, that number would surely grow. Many of those traveling from fifty miles away or more will sleep and eat in Lexington County. We are also hoping to continue to

expand the spring open house and add more living history events to that day. As in the previous year, last year's event featured a blacksmith, soap-makers, and weavers and brought in many more people than the year before. Funds are needed to buy supplies, print banners and signs, and advertise for these events.

The museum would also use accommodations tax money to pay for advertising through billboards as well. The museum had success with this several years ago and would like to try it again. Tourists visiting the museum often report that they learn of us through signs on the interstate, including the billboards that advertised the museum. More promotion through billboards will certainly increase the number of out of state tourists who come to Lexington to see the museum and spend money on hotels and restaurants.

B. The projects will attract and promote tourism by further tapping into the heritage tourism market and making tourists more aware of the museum and the events happening there. Visitors traveling along the interstate will be much more likely to eat and stay in the county if there are worthwhile attractions such as the Lexington County Museum. It will also make the County a more attractive place to visit by strengthening the County's identity and promoting a sense of community. Accommodations tax funds will be used as a supplement to the funds provided by the Friends of the Lexington County Museum and from the general fund of Lexington County. Because of the amount of money involved in the aforementioned projects and advertising, the Friends and county general fund cannot cover everything.

C. In FY 2014-15, the Lexington County Museum saw over 13,000 visitors, including visitors from forty states and seventeen foreign countries. On average, at least seventy-six percent of the visitors to the Museum not affiliated with school groups are tourists who eat and stay in the area. Since the museum began putting an emphasis on advertising and creating events in

2007, the museum has seen a 52% increase in the number of people taking guided tours and 44% increase in the overall number of visitors (over 6,000 last year) not associated with a school group. We expect that, with continued advertising, the number of tourists attracted to the events and exhibits at the museum will increase in the upcoming fiscal year, generating more revenue for local restaurants and hotels.

D. Although the museum does not have the economic resources to measure the exact economic impact of the museum's visitors on the county, we believe that since so many of the visitors to the Museum are tourists, the impact is substantial. Through surveys given to visitors over the last three months of 2011, the staff members of the museum have discovered that ninety four percent of out of state visitors to the museum eat in the Lexington area and thirty-one percent stay at least one night in a hotel/motel within the county.

   Furthermore, museums and historic sites in general contribute greatly to local economies according to a national study completed in October 2009 by the Cultural Heritage Tourism organization. This study found that 78% of all U.S. leisure travelers participate in cultural and/or heritage activities while traveling and that cultural and heritage travelers travel more frequently, reporting an average of 5.01 leisure trips in the past 12 months versus non-cultural/heritage travelers with 3.98 trips. This study indicates that historic sites and museums like the Lexington County Museum are important to tourists and help add revenue to the local economy.

E. These projects will promote tourism by drawing tourists to visit the museum and the events being held there. By making them aware of the museum and showcasing what Lexington County has to offer in terms of cultural organizations, tourists will be more likely to visit and buy food, lodging, etc. in the county. Lexington County will become a more attractive place

to tourists if they know that they can attend fun, educational events. This will make them more inclined to visit the museum and the county. The community will be enhanced by the visibility of the museum, making the community a more attractive place to visit. Accommodations Tax money was and will be used to create new and exciting events and exhibits at the museum. This ensures that the museum is always offering something new to attract tourists as well as locals.

FY 2015-2016 County Accommodations Tax Budget

Signage Restoration	$8,000.00
Advertising	$3,000.00
Event Expenditures	$1,500.00

County of Lexington
Accommodations Tax Fund
FY 2016/2017

JAN 2016
RECEIVED
LEXINGTON COUNTY
COUNCIL
LEXINGTON, S.C.

APPLICATION

1. Name of Project/Event: Snowville Exhibit and Out of Market Advertising

2. Sponsoring Organization: EdVenture Children's Museum

   Mailing Address: PO Box 1638, Columbia, SC 29202

3. Event/Project Director:

   Name Sara Salley Title Manager of Grants and Proposals

   Telephone 803-764-3612 x 1186 Alternate Telephone _____

   Fax Number 803-799-3144

   Email ssalley@edventure.org

4. Event Website: www.edventure.org

5. Event/Project Category (*Check One*):
   ☒ Tourism, Advertising/Promotion - *see #10 for advertising/promotion sources*

   ☐ Tourism Related Expenditures: _____

6. Project Timeline: Beginning date 7/1/16 End date 6/30/17

7. Location of Project/Event: EdVenture, 211 Gervais Street, Columbia, SC 29201

8. Number of employees: #Full-time 45 #Part-time 106

9. Do you advertise outside a 50-mile radius? ☒Yes ☐No

10. If yes to #9, please check all that apply to advertising sources outside of Lexington County:
    - ☐ Rack Cards - # distributed 0
    - ☐ Brochures - # distributed 10,000
    - ☐ Posters - # distributed 0
    - ☐ Magazine Ads - # ads 13 (list ads and distribution range on separate sheet)
    - ☐ Newspaper Ads - # ads 0 (list newspapers and distribution range on separate sheet)
    - ☐ Television Ads - # ads 490 (list stations and viewing range on separate sheet)
    - ☐ Radios Ads - # ads 630 (list stations and listener range on separate sheet)
    - ☐ Billboards - # ads 20 (list number and location of billboards on separate sheet)
    - ☐ Websites - # web pages other than primary website # 250 (list on separate sheet with target audience)
    - ☐ Other than listed above: 2,700,000 digital display impressions and 20,000 Facebook clicks (list on separate sheet with target audience)

11. How many people do you expect to attend? 225,000 total attendance with 29,000 attending Snowville

12. Of this number, how many are tourists? 110,250 (Tourists: "*People taking trips outside of their home communities for any purpose, except daily commuting to and from work.*") [SC Code of Laws, Chapter 6, Section 6-4-5 (4)]. (14,210 for Snowville - Visitors outside Rich/Lex Counties)

13. List the methods used to track tourists:
    - ☐ Web page inquires - estimated inquires per month 10
    - ☐ Phone call inquiries - estimated phone calls per month
    - ☒ Brochure mailings - estimated brochures mailed per month 300
    - ☐ Event ticket sales - estimated tickets sold per event 225,000 total admission/29,000 Snowville
    - ☐ Event registration - estimated registrants per event
    - ☐ Hotel sales - estimated sales per event/per month
    - ☐ License plates - estimated count per event
    - ☐ Surveys - estimated number of responses per survey
    - ☐ Other than listed: Zip code tracking

14. **Must complete:** County accommodations funds are generated from the hotels in the unincorporated areas of the County. Please list the hotels and number of room nights you have used or plan to use for your event/project located in the unincorporated areas of Lexington County only:
Various hotels throughout Richland and Lexington Counties. It is estimated that EdVenture will generate a total of 11,250 hotel nights in FY17. 1,450 of these rooms will be due to the Snowville exhibit.

15. Please indicate you have read: **Chapter 6, Sections 6-4-5 (4) and 6-4-10, SC Code of Laws, 1976**? ☒Yes ☐No

16. Project Budget - **Request for funds must meet the requirements of Chapter 6, Section 6-4-10, SC Code of Laws, 1976, as amended.**

    a. Estimated total cost of Project $ 75,000
    b. Amount of Accommodations Funds requested for this Project: $ 10,000
    c. This request equals what percent of the total Project/Event Budget? 13 %
    d. List specifically what the funds will be used for and the estimated amount i.e. brochures - $1,500, etc. Billboards $1,500, TV/Radio $5,000, Digital/Web $3,500

17. Has your project or organization previously received Accommodations Tax Funds?
☒Yes ☐No

a. If yes, state year 2014-15, amount $ 2,500, source Accommodations Tax, and purpose: Marketing for the Mr. Potato Head Exhibit

b. For each award year, did you expend 100% of the Accommodations Tax Funds you received?
☒Yes ☐No

c. If no, please explain:

18. Type of Organization:
Please check one:
- ☐ County
- ☐ Municipal
- ☐ Non-profit Organization
- ☐ Community service club, church, etc.
- ☒ 501(c) 3
- ☐ Other: _____

Note: For-profit organizations are not eligible for Accommodations Tax Funds

19. Project description - please attach a report with the following information needed by the Tourism Expenditure Review Committee to be sure that the event/project was in accordance to Section 6-4-10 of the S.C. Code of Laws (***Use separate sheet for Project Description if needed***):

a. General description
b. State the benefit that this project will serve toward promoting tourism and the Lexington County Community
c. Total attendance to the event/project versus the number of total tourists in attendance
d. Economic impact generated by tourism to the event/project
e. Overall description of how the event/project attracts and promotes tourists to the area and specifically how the Accommodations Tax Funds were used to accomplish this
f. Additional comments: see attached ✓

PLEASE NOTE: Applicant and/or representatives must be present during review process by the Accommodations Tax Advisory Board in order to be considered for funding.

Signature of Event/Project Director:

Sara Salley	Manager of Grants and Proposals
Print Name	Title
Signature	1/7/16
	Date

County of Lexington
Accommodations Tax Fund
FY 2016/17

FUNDING SOURCES

Organization Name: EdVenture

List of Funding Sources	Actual 2014/15	Current 2015/16	Estimated 2016/17
Lexington County Accommodations Tax	$0	$2,500	$10,000
Richland County Accommodations Tax	$0	$20,000	$25,000
City of West Columbia Accommodations Tax	$0	$4,000	$5,000
Corporate Donations (Exhibit/Marketing related)	$0	$0	$10,000
SC PRT	$0	$20,000	$25,000
Hospitality Tax (Richland County/City of Columbia)	$0	$44,050	
	$0	$90,000	$75,000

County of Lexington
Accommodations Tax Fund
FY 2016/17

EXPENDITURES

Organization Name: EdVenture

List of Expenditures	Actual 2014/15	Current 2015/16	Estimated 2016/17
Exhibit Rental	$0	$65,000	$0
Exhibit staffing and maintenance	$0	$10,000	$0
Marketing to attract tourists	$0	$15,000	$75,000
	$0	$90,000	$75,000

EdVenture Tourism Marketing Detail

Magazine ads:
Low Country Parent – 2 issues Nov and Dec issue (Charleston region)
Upstate Parent – 2 issues Nov and Dec issue (Greenville region)
Augusta Family – 6 issues (Augusta region)
Southern Living – 3 issues

TV ads: Stations and Viewing range below
Columbia, Sumter, Orangeburg, Florence, Rock Hill –Time Warner Cable
Augusta-Comcast Cable
Network/Shows: USA, TNT, Lifetime, Learning Channel, Food Network, Nick, Discovery, Cartoon Network, Disney XD, HUB, Animal Planet, Bravo

Radio ads: Total of 630.
Stations: WNOK, WVOC, WLTY, WXBT

Billboards:
Augusta (5/26- 6/22) - 3 Digital Billboards
Augusta (7/7/ - 8/3) - 3 Digital Billboards
Augusta (11/17 - 11/30)- 4 Digital Billboards
Augusta (12/15- 12/28)- 4 Digital Billboards
Augusta (5/23 - 6/19)- 3 Digital Billboards

Location: W/S Belair Rd N/O Columbia Rd
15th St at Broad River
Hwy 25 N/O Harold Rd

Websites: The majority of our marketing covered the markets of Columbia, Charleston, Florence/Myrtle Beach, Greenville/Spartanburg, Aiken/Augusta and South Charlotte. Our primary demographic targeted was moms with children under 9 with a secondary target of grandparents. We delivered to approximately 250 websites throughout the exchange we purchased, based on how those websites performed to our target (plus we delivered to Facebook).

Other: Digital: Targeted to Midlands, Greenville, Spartanburg, Aiken, Augusta, Charlotte, Florence, and Myrtle Beach area. Static, animated and expandable units delivered.

A. General Description

EdVenture, South Carolina's premier children's museum, draws visitors from all 46 counties of South Carolina, all 50 states, and 18 foreign countries. Our mission is to inspire children to experience the joy of learning through innovative and hands-on exhibits, educational programs and outreach. Since opening in 2003, EdVenture has established itself as a fiscally sound and well managed organization that consistently brings in more than 210,000 visitors annually, through effective marketing and advertising, collaborations and strategic partnerships.

EdVenture requests $25,000 to assist with FY2016-2017 out of market tourism marketing and the *Snowville* exhibit which will be displayed in November 2016 – January 2017. The main objectives for EdVenture's 2016-17 tourism advertising:

1. Market the *Snowville* exhibit to out of market visitors through various marketing and advertising vehicles including billboards, print ads, TV, radio and digital/web.

2. Build awareness with out-of-market audiences that EdVenture Children's Museum is the Southeast's largest children's museum and a unique attraction for individuals/families with children planning a trip to the Midlands region of South Carolina or looking for a memorable, rewarding day trip for kids.

Snowville is a highly popular seasonal exhibition that brings the wonder and magic of winter to South Carolina. For many children and families living in the south, there is little opportunity to experience the joys of snow or winter sports such as ice hockey or fishing. At EdVenture Children's Museum it snows all day long in *Snowville* and visitors can discover about the science of snow and ice, build an igloo, learn about penguins, come into close contact with a polar bear, slide down on a snowy hill or even toss snowballs. It is anticipated that more than 29,000 individuals will travel to EdVenture Children's Museum to view this exhibit during its nine week run in FY17.

EdVenture's overall advertising campaign for out-of-market visitors is heavily weighted toward the late fall, to capture travelers to fall sporting events and to position EdVenture as an attraction for the "winter break" season from schools; early spring, to capture "spring break" travelers; and to reach those making summer travel plans. These time frames depict peak attendance trends for out-of-area visitors.

The out-of-market media mix we plan to use this year to reach our primary and secondary target audiences will include print, digital outdoor (out-of-home), and a major emphasis on television advertising supported by targeted online advertising, social media, and PR strategies to increase the reach and frequency of our messaging.

EdVenture will measure the viability and effectiveness of its 2016-17 marketing campaign through a variety of tracking methods that encompass different visitor details and habit patterns such as zip codes, website usage, and visitor surveys.

B. Benefit to Promote Tourism

EdVenture Children's Museum continues to be one of the most exciting attractions of its kind statewide, and it draws significant crowds of our target demographic which includes children ages 12 and younger, parents, families, school groups and other organized groups from across the state. We are the only children's museum in the Midlands and the largest (in terms of size and educational/outreach impact) in the state. When analyzing audience numbers for FY2015, EdVenture's 210,000 visitors included 57,330 (27.3%) tourists travelling 50 miles or more and 152,670 (72.7%) residents within a 50 mile radius of Columbia. Visitors from Lexington County totaled 34,417 and 73,092 were from Richland County. Over 48% of EdVenture's audience lives outside of Lexington and Richland Counties.

Since the average visit to EdVenture is 3 ½ hours, many visitors ask our staff for food and beverage suggestions. EdVenture Children's Museum provides a restaurant guide and offers information on other tourist attractions in the area. In 2015, EdVenture opened a new on-site dining option and sales are expected to average over $90,000 annually.

C. Total Attendance v Total Tourists (projected)

Edventure anticipates total attendance to be over 225,000in FY17 with over 26,000 of these visitors coming to EdVenture during the nine weeks Snowville is at the museum. Of the 26,000 visitors, about 5,200 or 20% are expected to be tourists from outside of Lexington and Richland counties. Overall, EdVenture expects 61,425 tourists in FY17 that travel 50 miles and more to visit the Museum.

D. Economic Impact of Tourism

EdVenture serves as a catalyst for economic vitality and growth, with a projected overall economic impact of over $14.8 million. Quality of life indicators for growing cities continually reveal that children's museums are an important factor in attracting intellectual capital development. Since 2003, EdVenture Children's Museum has been a vital resource for residents of Lexington County and throughout South Carolina with museum exhibits and programs. We are also an important part of many children's lives through school field trips, after school programs, and/or family visits.

The economic impact from *Snowville* is expected to exceed $2.3 million. It is also expected that 1,450 of EdVenture's annual 11,250 hotel/motel room nights will be added as a result of this project. (See Economic Impact Analysis) EdVenture Children's Museum is able to configure our Economic Impact Analysis from data collected through our reservation and admissions software program that allows us to track the origin of all visitors. This system is fully integrated and we use it to input each visitor's zip code as well as how they learned about EdVenture. Attendance data is tracked daily, reported monthly, and reviewed by our managers and trustees. This information serves as a critical guide when making decisions regarding marketing strategies.

E. Overall Description of How the Event Attracts and Promotes Tourism

EdVenture's Marketing/Public Relations Department will work closely with the Midlands Authority for Conventions, Sports, and Tourism and SC PRT public relations departments to develop strategies to promote out-of-state tourists to Lexington County, including listings on the "Discover South Carolina" Website. EdVenture's PR strategies also include submitting press releases and announcements for listings in monthly community calendars, and online newspaper and television station websites.

The multimedia campaign for *Snowville* is anticipated to include:

Magazine Paid Advertising

- Palmetto Parent Magazine (Columbia Metro-region - Two half-page four-color ads)
- Augusta Family Magazine (Augusta Metro-region - Two half page four-color ads)
- Low Country Parent Magazine (Charleston Metro-region - Two half-page four-color ad)
- Upstate Parent Magazine (Greenville/Spartanburg Metro-region - Two half page color ad)
- Discover Columbia (Columbia Metro-region - One quarter page color ad)
- Free Times Parent (Columbia Metro-region - Two half page color ads)

Television

- EdVenture will seek a local television partner to produce and air a 30-second commercial spot to be aired on local evening news programs.
- Time Warner Cable (Columbia, Sumter, Orangeburg, Rock Hill area), Comcast Cable (Augusta)

Digital Advertising

- Display ads and Facebook ads will be targeted to Midlands, Greenville/Spartanburg, Charlotte, Charleston, Florence, Myrtle Beach area, and Aiken/Augusta (display ads delivered 558,181 impressions with a CTR rate of 0.17% and delivered 348,149 Facebook impressions with a 1.21 CTR rate in 2014/2015)

Billboard Placements

- Columbia, SC (3), Charlotte, NC (1) and Augusta, GA (2)

Direct Mail

- Postcards mailed to schools throughout three-state region (SC, NC, GA); based on EdVenture's Mailing List for our School and Groups Program Guide

Radio

- 80 radio spots on WWNQ which includes headlines email to Cola Daily subscribers (Columbia Metro-region)
- 100 radio spots on I Heart Media (Columbia Metro-region)

Internal Promotion (With Donor Recognition)

- Exhibit Signage at exhibit entrance on 24" x 36" sign
- Exhibit Promotion on a 4' x 6' marquee sign over the front door of the museum
- Exhibit Promotion in EdVenture's electronic newsletter (distribution of 9,000+ emails)
- Exhibit Promotion in e-blasts to members 4x each month highlighting Snowville exhibit (3,000 households)
- Exhibit Promotion in Elevator Signage
- Exhibit Promotion exposure for 2.5 months on EdVenture's website (receives more than 20,000 hits per month)

Accommodations Tax Funds will be used to market and promote *Snowville* exhibit marketing throughout the state and region as noted above as well as other tourism marketing ads highlighting EdVenture as an area attraction in these same markets.

F. Additional Comments

Thank you for the opportunity to apply for Accommodations funds that will assist EdVenture in promoting *Snowville* and EdVenture as a whole to tourists outside the 50 mile radius from EdVenture.

Economic Impact Analysis

Projected for EdVenture for July 1, 2016 – June 30, 2017

Total Dollars Spent by EdVenture Visitors (by all visitors, exclusive of lodging) (225,000 total attendance visitors x $59) (Source: SCPRT)	**$13,275,000**
****Note- For EdVenture reference only, not in EIA total*********	
Total Visitor Admissions Revenue at EdVenture (225,000 x $11.50) (2,000 Memberships x $129)	$2,845,500
Retail Purchases at EdVenture ($1.50/person x 225,000 = $337,500)	$337,500
Total Hotel Revenue (15 % overnight visitors x 225,000= 33,750 total overnight visitors or 11,250 hotel rooms 1/3 of 33,750 x $75/night) (Source: SCPRT)	**$843,750**
Total Sales and Accommodations Tax Revenue (14% x $843,750) (6% state sales tax, 1% local option, 2% accommodations tax local, 5% accommodations state)	**$118,125**
Total Sales and Hospitality Tax Revenue (9% x $6,637,500 [50% of visitor expenditure]) (6% state sales tax, 1% local option, 2% hospitality tax)	**$597,375**
Total Retail Sales Tax (7%) (6% state sales tax, 1% local options x $337,500)	**$23,625**
Overall Economic Impact	**$14,857,875**

Economic Impact Analysis: (Projected for Snowville Exhibit November 2016 – January 2017)

Total Dollars Spent by EdVenture Visitors (by all visitors, exclusive of lodging) (29,000 total attendance visitors x $59) (Source: SCPRT)	$1,711,000
Total Visitor Admissions Revenue at EdVenture (29,000 x $11.50; 500 new members x $129)	$398,000
Retail Purchases at EdVenture ($1.50/person x 29,000 = $43,500)	$43,500
Total Hotel Revenue (15% out of state/overnight visitors x 29,000 = 4,350 total overnight visitors or 1,450 hotel rooms 1/3 of 4,350 x $75/night) (Source: SCPRT)	$108,780
Total Sales and Accommodations Tax Revenue (14% x $108,780) (6% state sales tax, 1% local option, 2% accommodations tax local, 5% accommodations state)	$15,225
Total Sales and Hospitality Tax Revenue (9% x $855,500 (50% of visitor expenditure@$59/day) (6% state sales tax, 1% local option, 2% hospitality tax)	$76,995
Total Retail Sales Tax (7%) (6% state sales tax, 1% local options x $81,000)	$3,045
Overall Economic Impact	**$2,356,545**

County of Lexington
Accommodations Tax Fund
FY 2015/16 FINAL REPORT

I. PROJECT INFORMATION:

Organization Name: EdVenture Children's Museum

Project/Event Name: Mr. Potato Head Exhibit Marketing

Contact Name: Sara Salley Phone: 803-764-3612 x 1186

II. PROJECT COMPLETION:

Were you able to complete the project/event as stated in your original application? Yes

If no, state any problems you encountered:

III. PROJECT SUCCESS:

Please share any additional comments regarding the project (e.g., lessons learned, successes, problems encountered, etc.):

The Mr. Potato Head exhibit at EdVenture was a success. During it's May-September run, attendance rose 6.5 % over the same period in the previous year. Overall attendance grew by 10% in FY15.

IV. PROJECT ATTENDANCE:

Record numbers in table below as requested by the Tourism Expenditure Review Committee. Numbers are to reflect attendance and funds received for projects for current and previous years.

	FY2015/16 Current Year	2014/15 Previous Year
Total Budget of Event/Project	$90,000	$0
Amount Funded by the Lexington County Accommodations Tax Fund	$2,500	$0
Amount Funded by the Lexington County Accommodations Tax Funds from all Sources	$24,000	$0
Total Attendance (Mr. Potato Head Exhibit Only)	62,967	FY15 Total 210,000
Total Tourists* (Mr. Potato Head Exhibit Only)	17190	FY15 Total 57,330

**Tourists are generally defined as those who travel 50 miles or more to attend.*

V. METHODS:

Please describe the methods used to capture the attendance data listed above (license plates, surveys, etc.):

EdVenture tracks zip code data through our ticketing system.

VI. PROJECT BUDGET:

Attach a report indicating what project expenses were paid for using the Lexington County Accommodations Tax Funds for the fiscal year.

VII. ORGANIZATION SIGNATURE:

Provide signature of official with the organization verifying accuracy of above statements.

Sara Salley
Print Name

Manager of Grants and Proposals
Title

Signature

1/7/16
Date

EdVenture
Children's Museum

FY15-16 County of Lexington Accommodations Tax
Expenses Report

Lamar Advertising (Billboards – Augusta Market 6/20/15 – 7/17/15)	$1,200
Lamar Advertising (Billboards – Augusta Market 7/2515 – 8/21/15)	$ 800
Augusta Family Magazine (1/4 page ads – July $370 and August $370)	$ 500
	$2,500

EDVENTURE, INC.

AUDITED FINANCIAL STATEMENTS

YEAR ENDED JUNE 30, 2015

WITH

INDEPENDENT AUDITOR'S REPORT

EDVENTURE, INC.

AUDITED FINANCIAL STATEMENTS

YEAR ENDED JUNE 30, 2015

WITH

INDEPENDENT AUDITOR'S REPORT

EDVENTURE, INC.

AUDITED FINANCIAL STATEMENTS

YEAR ENDED JUNE 30, 2015

CONTENTS

Independent Auditor's Report 1

Audited Financial Statements

Statement of Financial Position 3
Statement of Activities 4
Statement of Cash Flows 5
Notes to Financial Statements 6

THE BRITTINGHAM GROUP, L.L.P.
CERTIFIED PUBLIC ACCOUNTANTS
501 STATE STREET
POST OFFICE BOX 5949
WEST COLUMBIA, SOUTH CAROLINA 29171

PHONE: (803) 739-3090
FAX: (803) 791-0834

INDEPENDENT AUDITORS REPORT

Board of Directors
EdVenture, Inc.
211 Gervais Street
Columbia, South Carolina 29201

We have audited the accompanying financial statements of EdVenture, Inc. (the "Museum"), a non-profit organization, which comprise the statements of financial position as of June 30, 2015, and the related statements of activities and cash flows for the year then ended, and the related notes to the financial statements.

Management's Responsibility for the Financial Statements
Management is responsible for the preparation and fair presentation of these financial statements in accordance with accounting principles generally accepted in the United States of America; this includes the design, implementation, and maintenance of internal control relevant to the preparation and fair presentation of financial statements that are free from material misstatement, whether due to fraud or error.

Auditor's Responsibility
Our responsibility is to express an opinion on these financial statements based on our audit. We conducted our audit in accordance with auditing standards generally accepted in the United States of America. Those standards require that we plan and perform the audit to obtain reasonable assurance about whether the financial statements are free from material misstatement.

An audit involves performing procedures to obtain audit evidence about the amounts and disclosures in the financial statements. The procedures selected depend on the auditor's judgment, including the assessment of the risks of material misstatement of the financial statements, whether due to fraud or error. In making those risk assessments, the auditor considers internal control relevant to the entity's preparation and fair presentation of the financial statements in order to design audit procedures that are appropriate in the circumstances, but not for the purpose of expressing an opinion on the effectiveness of the entity's internal control. Accordingly, we express no such opinion. An audit also includes evaluating the appropriateness of accounting policies used and the reasonableness of significant accounting estimates made by management, as well as evaluating the overall presentation of the financial statements.

We believe that the audit evidence we have obtained is sufficient and appropriate to provide a basis for our audit opinion.

Opinion

In our opinion, the financial statements referred to above present fairly, in all material respects, the financial position of the Museum as of June 30, 2015, and the changes in its net assets and its cash flows for the year then ended in accordance with accounting principles generally accepted in the United States of America.

The Brittingham Group LLP

West Columbia, South Carolina
November 16, 2015

EDVENTURE, INC.

STATEMENT OF FINANCIAL POSITION

AS OF JUNE 30, 2015
(With comparative totals as of June 30, 2014)

	2015			
	Unrestricted	Temporarily Restricted	Total	Totals 2014
Assets				
Cash and cash equivalents	$ 34,568	$ 617,559	$ 652,127	$ 768,173
Accounts receivable	62,104	-	62,104	33,840
Grants receivable	222,644	-	222,644	233,335
Pledges receivable, net of allowance for uncollectible pledges	58,693	253,500	312,193	365,742
Pledges receivable from Board members and employees	6,085	-	6,085	22,810
Contributions receivable for future rent	-	4,208,829	4,208,829	4,436,793
Retail inventory	14,296	-	14,296	18,473
457(b) Retirement plan asset	150,335	-	150,335	141,827
Beneficial interest in assets held by others	78,939	157,279	236,218	240,446
Deposits on exhibits	53,250	-	53,250	30,000
Property and equipment, net of accumulated depreciation and amortization	5,020,947	-	5,020,947	5,537,236
Total assets	$ 5,701,861	$ 5,237,167	$ 10,939,028	$ 11,828,675
Liabilities and Net Assets				
Liabilities:				
Accounts payable and other liabilities	$ 285,855	$ -	$ 285,855	$ 350,070
457(b) Retirement plan liability	150,335	-	150,335	141,827
Deferred revenue				
Membership dues	116,091	-	116,091	118,474
Programs	60,242	-	60,242	50,195
Line of credit - operating	205,419	-	205,419	225,513
Notes payable	882,500	-	882,500	1,032,500
Total liabilities	1,700,442	-	1,700,442	1,918,579
Contingencies (*Note 15*)				
Net assets:				
Unrestricted:				
Unrestricted - invested in property and equipment	5,020,947	-	5,020,947	5,537,236
Unrestricted - other	(1,019,528)	-	(1,019,528)	(1,249,092)
Temporarily restricted	-	5,237,167	5,237,167	5,621,952
Total net assets	4,001,419	5,237,167	9,238,586	9,910,096
Total liabilities and net assets	$ 5,701,861	$ 5,237,167	$ 10,939,028	$ 11,828,675

See accompanying notes.

EDVENTURE, INC.

STATEMENT OF ACTIVITIES

YEAR ENDED JUNE 30, 2015
(With comparative totals for the year ended June 30, 2014)

	Year Ended June 30, 2015			Totals Year Ended June 30, 2014
	Unrestricted	Temporarily Restricted	Total	
Revenues, Gains and Other Support				
Annual giving and pledges	$ 595,268	$ 170,250	$ 765,518	$ 671,594
Government support and grants	1,526,622	-	1,526,622	1,832,832
Admissions	996,273	-	996,273	913,323
Membership	261,815	-	261,815	267,428
Program revenue	1,009,518	-	1,009,518	1,037,387
Retail sales	114,805	-	114,805	140,589
Facility rental	85,115	-	85,115	66,875
Special events	135,293	-	135,293	115,752
In-kind support	76,806	-	76,806	81,019
Investment income (loss)	5,147	-	5,147	35,593
Net assets released from restrictions	555,035	(555,035)	-	-
Total revenues, gains, and other support	5,361,697	(384,785)	4,976,912	5,162,392
Expenses Before Depreciation, Amortization, Interest Expense and Other Expenses				
Administration	1,048,010	-	1,048,010	964,349
Facilities and exhibits	448,019	-	448,019	449,079
Education	2,224,142	-	2,224,142	2,247,642
Development	282,920	-	282,920	214,967
Marketing	583,253	-	583,253	491,002
Retail operations	165,879	-	165,879	182,746
Special events	109,272	-	109,272	84,771
Total expenses before depreciation, amortization and interest expense	4,861,495	-	4,861,495	4,634,556
Changes in net assets before depreciation, amortization, interest expense and other expenses	500,202	(384,785)	115,417	527,836
Depreciation and amortization expense	(725,709)	-	(725,709)	(788,364)
Interest expense	(61,218)	-	(61,218)	(73,626)
Changes in net assets	(286,725)	(384,785)	(671,510)	(334,154)
Net assets, beginning of year	4,288,144	5,621,952	9,910,096	10,244,250
Net assets, end of year	$ 4,001,419	$ 5,237,167	$ 9,238,586	$ 9,910,096

See accompanying notes.

EDVENTURE, INC.

STATEMENT OF CASH FLOWS

YEAR ENDED JUNE 30, 2015
(With comparative amounts for the year ended June 30, 2014)

	Year Ended June 30,	
	2015	2014
Cash flows from operating activities		
Change in net assets	$ (671,510)	$ (334,154)
Adjustment to reconcile change in net assets to net cash provided by operating activities:		
Depreciation and amortization	725,709	788,364
Provision for uncollectible pledges receivable	10,866	2,940
Discount for pledges receivable	4,399	(11,044)
Noncash rental contributions received	275,984	275,984
Beneficial interest held by others	4,228	(25,526)
Changes in certain assets and liabilities:		
Accounts and grants receivable	(17,574)	(62,066)
Pledges receivable	6,991	(109,695)
Retail inventory	4,177	18,563
Prepaid expenses and other assets	-	(10,718)
Deposits on exhibits	(23,250)	(13,000)
Accounts payable and other liabilities	(64,215)	119,188
Deferred revenue	7,664	11,821
Net cash provided by operating activities	263,469	650,657
Cash flows from investing activities		
Purchase of property and equipment	(209,421)	(646,672)
Net cash used in investing activities	(209,421)	(646,672)
Cash flows from financing activities		
Proceeds from line of credit	2,890,943	1,161,939
Proceeds from note payable	-	250,000
Payments on line of credit	(2,911,037)	(1,401,924)
Payments on note payable	(150,000)	(112,500)
Net cash used in financing activities	(170,094)	(102,485)
Net decrease in cash and cash equivalents	(116,046)	(98,500)
Cash and cash equivalents at beginning of year	768,173	866,673
Cash and cash equivalents at end of year	$ 652,127	$ 768,173
Supplemental Disclosures		
Interest paid	$ 61,218	$ 73,626

See accompanying notes.

EDVENTURE, INC.

NOTES TO FINANCIAL STATEMENTS

JUNE 30, 2015

1. Summary of Significant Accounting Policies

EdVenture, Inc. (EdVenture or the "Museum") provides children, families, and teachers with hands on experiences and the opportunity to immerse themselves in dynamic, diverse exhibits, programs, and events. Support for the Museum is being provided by individuals and corporations, admissions, memberships, contributions, city and county support and various government grants.

The following is a summary of the significant accounting policies for EdVenture, Inc.

Basis of Presentation

The accompanying financial statements have been prepared on the accrual basis of accounting in accordance with accounting principals generally accepted in the United States of America. Net assets, revenues, expenses, gains, and losses are classified based on the existence or absence of donor-imposed restrictions. Accordingly, net assets of EdVenture, Inc. and changes therein are classified and reported as follows:

Unrestricted Net Assets - Net assets that are not subject to donor-imposed stipulations.

Temporarily Restricted Net Assets - Net assets subject to donor-imposed stipulations that may or will be met, either by actions of EdVenture, Inc. and/or the passage of time. When a restriction expires, temporarily restricted net assets are reclassified to unrestricted net assets and reported in the statement of activities as net assets released from restrictions.

Permanently Restricted Net Assets - Net assets subject to donor-imposed stipulations that are required to be maintained permanently by EdVenture, Inc. As of June 30, 2015, the Museum did not have any permanently restricted net assets.

Revenue Recognition

EdVenture, Inc. reports gifts of cash and other assets as restricted support if they are received with donor stipulations that limit the use of the donated assets. When a donor restriction expires, that is, when a stipulated time restriction ends or the purpose of the restriction is accomplished, temporarily restricted net assets are reclassified to unrestricted net assets and reported in the statement of activities as net assets released from restrictions. However, donor-restricted contributions whose restrictions are met in the same reporting period are reported as unrestricted support.

-CONTINUED-

1. Summary of Significant Accounting Policies (Continued)

Revenue Recognition (Continued)
EdVenture, Inc. reports gifts of land, buildings and equipment as unrestricted support unless explicit donor stipulations specify how the donated assets must be used. Gifts of long-lived assets with explicit restrictions that specify how the assets are to be used and gifts of cash or other assets that must be used to acquire long-lived assets are reported as restricted support. Absent explicit donor stipulations about how long those long-lived assets must be maintained, the Museum reports expirations of donor restrictions when the donated or acquired long-lived assets are placed in service. Contributions of donated noncash assets are recorded at their fair values in the period received.

Unconditional promises to give (pledges receivable) are recorded at the present value of their net realizable value, using interest rates applicable to the years in which the promises are received to discount the amounts. An allowance for uncollectible pledges is provided based on management's evaluation of the collectibility of pledges receivable at year-end.

Grant revenue is recognized at the time the grant funds are received or as expenditures are made for reimbursement grants.

Deferred Revenue
Income from membership dues and programs is deferred and recognized over the periods to which the dues and fees relate.

Cash and Cash Equivalents
EdVenture, Inc. considers all highly liquid investments with maturity of three months or less when purchased to be cash equivalents. Fair value approximates carrying amounts.

Retail Inventory
The inventory of merchandise for the Museum Store is stated at lower-of-cost or market using the first-in, first-out method.

Property and Equipment
Property and equipment are recorded at historical cost. It is the Museum's policy to capitalize expenditures for these items in excess of $500. Lesser amounts are expensed. Depreciation is calculated using the straight-line method over the estimated useful lives of the assets, which range from five to thirty years. It is the Museum's policy to capitalize the cost of its exhibits.

1. Summary of Significant Accounting Policies (Continued)

Beneficial Interest in Assets Held by Others

Fair value approximates carrying value since stated rates are similar to rates currently available to the Museum for debt with comparable terms and conditions. Unrealized gains, losses and investment expense are included in the change in net assets.

Income Taxes

EdVenture, Inc. has received a determination letter from the Internal Revenue Service that it is exempt from federal income taxes under Section 501(c)(3) of the Internal Revenue Code (the "IRC"). However, it would be subject to tax on income unrelated to its exempt purposes (unless that income is otherwise excluded by the IRC). The tax years ending June 30, 2015, 2014, 2013, and 2012 are still open to audit for both federal and state purposes. The Museum is not classified as a private foundation.

Expense Allocation

The costs of providing various programs and other activities have been summarized on a functional basis and are reported in *Note 14*. During the year ended June 30, 2015, certain costs have been allocated among the programs and supporting services benefited.

Estimates

The preparation of financial statements in conformity with accounting principals generally accepted in the United States of America requires management to make estimates and assumptions that affect certain reported amounts and disclosures. Accordingly, actual results could differ from those estimates.

Reclassifications

Certain amounts from 2014 have been reclassified to conform to the current presentation.

2. Pledges and Contributions Receivable

Unconditional promises to give (pledges receivable) and contributions receivable at June 30, 2015 are as follows:

	Pledges Receivable	Contributions Receivable	Total
Receivable in less than one year	$ 176,524	$ 275,984	$ 452,508
Receivable in one to five years	143,000	1,139,920	1,282,920
Receivable thereafter	42,000	2,792,925	2,834,925
Total pledges and contributions receivable	361,524	4,208,829	4,570,353
Less, discounts to net present value	(24,733)	-	(24,733)
Less, allowance for uncollectible promises	(18,513)	-	(18,513)
Net pledges and contributions receivable at June 30, 2015	$ 318,278	$ 4,208,829	$ 4,527,107

The contribution receivable of $4,208,829 is for future rent, which consists of the fair value of rent contributed by the City of Columbia as discussed in *Note 11*.

The discount rate used to discount non - rental pledges receivable due in more than one year is 3.00%. Pledges receivable for future rent are not discounted as management expects the value associated with the rent to increase in an amount that approximates the discount rate of 3.00%.

3. Temporarily Restricted Assets

Temporarily restricted net assets are available for the following purposes:

Time restricted	$ 4,208,829
Kresge capital replacement funds	617,559
Programming and future exhibits	253,500
YES, Every Child Endowment Fund	157,279
Total temporarily restricted net assets	$ 5,237,167

During the year, $227,984 was released from temporarily restricted net assets for the release of time restrictions.

During the year, $327,051 was released from temporarily restricted net assets for the release of program restrictions.

4. Property and Equipment

The following is a summary of property and equipment as of June 30, 2015:

	July 1, 2014	Additions	Deletions	June 30, 2015
Exhibits	$ 9,025,332	$ 171,215	$ -	$ 9,196,547
Leasehold improvements	4,757,927	11,880	-	4,769,807
Furniture and fixtures	521,814	16,327	-	538,141
Office and store software and equipment	510,308	8,573	-	518,881
Vehicles	22,318	-	-	22,318
Trademark development	27,755	1,425	-	29,180
Less: accumulated depreciation and amortization	(9,328,218)	(725,709)	-	(10,053,927)
Total	$ 5,537,236	$ (516,289)	$ -	$ 5,020,947

Depreciation and amortization expense for the year ended June 30, 2015 was $725,560 and $149, respectively.

5. Beneficial Interest in Assets Held by Others

During the fiscal years ended June 30, 2000, 2001, and 2004, EdVenture, Inc. and donors transferred $75,000, $50,000 and $32,279 to the Central Carolina Community Foundation's EdVenture YES, Every Child Endowment Fund, which provides free admission to children who are economically disadvantaged. Under terms of the agreement with Central Carolina Community Foundation, EdVenture, Inc. is the beneficiary of the earnings allocable to the funds held by the Foundation and such earnings are to be distributed monthly to EdVenture, Inc. Central Carolina Community Foundation has variance power, which it may exercise only if the Museum dissolves or ceases to exist.

	Carrying Value
Central Carolina Community Foundation	$ 236,218

6. Fair Value

Information about the fair value of financial instruments for which it is practical to estimate that value, whether or not recognized in the Statement of Financial Position, is required to be disclosed. Fair value is determined using various methods and assumptions.

The following methods and assumptions were used to estimate the fair value for the classification within the financial statements:

Beneficial interest in assets held by others – fair value is approximated by the fund balance reported by the custodian based on market values of the underlying allocation of the pooled investment assets.

Pledges receivable – fair value of promises to give that are due in one year or more is estimated by discounting the estimated future cash flows using the Museum's earnings rate.

When quoted market prices are not available, fair values are based on estimates using present value or other valuation techniques. Those techniques are significantly affected by the assumptions used, including the discount rate and estimates of future cash flows. In that regard, the derived fair value estimates cannot be substantiated by comparison to independent markets and, in many cases could not be realized in immediate settlement of the instrument. The following levels of input for measurement of fair value have been defined to assist the user in evaluating the fair value disclosure information:

Level 1	Quoted prices in an active market for identical assets or liabilities.
Level 2	Other quoted prices in active markets for similar assets or liabilities, quoted prices for identical assets or liabilities in markets that are not active for transactions or availability of information, other observable sources of information, and information derived principally from or corroborated from observable sources of information.
Level 3	Unobservable sources of information, primarily management's assumptions about potential market participants.

6. Fair Value (Continued)

The estimated fair values of the Museum's financial instruments are as follows and are included in the statement of financial position under similar descriptions:

	Level	Carrying Value	Fair Value
Financial assets			
Beneficial interest in assets held by others	3	$ 236,218	$ 236,218
Pledges receivable	3	$ 318,278	$ 318,278

Certain financial instruments and all nonfinancial instruments are excluded from the fair value disclosure requirements. Accordingly, the aggregate fair value amounts presented do not necessarily represent the value of the Museum.

	Beneficial Interest in Assets Held by Others	**Pledges Receivable**
Beginning of year	$ 240,446	$ 388,552
Investment activity	(4,228)	-
Changes in pledges receivable	-	(70,274)
	$ 236,218	$ 318,278

The Museum recognized $1,972 in unrealized losses resulting from changes in fair value during the period. This amount is reported as investment income in unrestricted net assets within the Statement of Activities.

7. Operating Lease Commitments

EdVenture, Inc. has entered into an agreement with the South Carolina Budget and Control Board to lease the land on which its museum is constructed. The term of this operating lease is 30 years and began October 1, 2000. The lease may be renewed for additional terms if lessor and lessee mutually agree. In the absence of a renewal agreement, ownership of any building constructed on the land reverts to the lessor. Annual rent is $1. EdVenture, Inc. subsequently assigned this lease to the City of Columbia in connection with the City's commitment to provide a construction grant.

EdVenture, Inc. leases office equipment under terms of an operating lease. During the year ended June 30, 2015, EdVenture, Inc. paid $1,617 in rent under terms of this lease. Minimum rental commitments under terms of this noncancellable lease agreement are as follows as of June 30, 2015:

Years Ending June 30,	
2016	$ 3,723
2017	3,723
2018	3,723
2019	3,102
Total	$ 14,271

8. Line of Credit

The Museum has an unsecured line of credit with a local financial institution. Total available on this line of credit is $750,000. As of June 30, 2015 there was an outstanding balance of $205,419, which is due on February 5, 2016. The interest rate on this line of credit is prime plus one half percent and subject to a floor of 3.75%. This rate is 3.75% at June 30, 2015.

9. Notes Payable

In June 2008, the Museum restructured a non-revolving line of credit into a note payable with an interest rate of 6.00%. This note was refinanced in May 2012 with a new interest rate of 5.20%. The maturity date of this note is May 5, 2022. Interest is payable quarterly. As of June 30, 2015, the note had a principal balance of $695,000. Various activities including maintenance and insurance of property, additional borrowing, capital expenditures and legal compliance are controlled by a loan agreement with the lender. The note is secured by substantially all assets owned by the Museum.

9. Notes Payable (Continued)

In February 2014, the Museum entered into a five year note payable with an interest rate of 3.75%. The maturity date of this note is February 5, 2019. Interest is payable quarterly. As of June 30, 2015 the note had a principal balance of $187,500.

Future minimum principal payments on these notes are as follows:

Years Ending June 30,		
2016	$	150,000
2017		150,000
2018		150,000
2019		150,000
2020		150,000
Thereafter		132,500
Total	$	882,500

10. Retirement Plans

EdVenture, Inc. maintains a plan under Section 403(b) of the Internal Revenue Code. Under this plan eligible employees may elect to defer a portion of their salaries until future years. The deferred compensation is not available to employees until termination, retirement, death or unforeseeable emergency. The Museum contributed $20,427 to this plan for the year ended June 30, 2015.

Additionally, the Museum maintains a plan under Section 457(b) of the Internal Revenue Code for the benefit of the former Executive Director upon her retirement. The Museum made no contributions under this plan for the year ended June 30, 2015, as the Executive Director has left employment. This plan has an asset value of $150,335 as of June 30, 2015 and a corresponding liability due to the former Executive Director for the same amount.

11. Donated Facilities, Services and Materials

During the year ended June 30, 2015, certain contributed services and facilities, as well as pledges to provide services and materials, met the criteria for recognition discussed in *Note 1*.

On June 13, 2002, EdVenture, Inc. executed an agreement with the City of Columbia under which the City would contribute $6,800,000 plus the cost of relocating utility lines located on the site where the museum will be constructed. The agreement also provides that the City will own the museum building for the duration of the ground lease discussed in *Note 7* and that EdVenture, Inc. will assign the lease to the City. Exhibits and other contents of the building would be the property of EdVenture, Inc. The fair value of this space is estimated at $227,984 annually, and an offsetting entry was made to rent expense.

In August 2010, the City of Columbia completed construction on the Terrace Building, which is an addition to the original museum site mentioned above. On September 3, 2010, Edventure, Inc. executed an agreement with the City of Columbia under which the City would grant Edventure, Inc. the right to utilize this new space for its benefit. This agreement is for the use of this building for 20 years; however, this agreement is cancellable by either party with a 365 day notice. The fair value of this space is estimated at $48,000 for the year ended June 30, 2015, and an offsetting entry was made to rent expense. Additionally, the Museum has recorded a contribution of future rent receivable in the amount of $48,000 for the year ended June 30, 2015.

In addition, $55,068 was recognized for miscellaneous contributions of goods and services from vendors.

12. Related Party Transactions

Pledges receivable, net of allowance and discount at June 30, 2015 included $6,085 due from Board members and employees. Contributions from Board members for the year ended June 30, 2015 totaled $5,000.

13. Concentration of Credit Risk

EdVenture, Inc. maintains accounts at various financial institutions. Accounts at these institutions are insured by the Federal Deposit Insurance Corporation (FDIC) up to $250,000. As of June 30, 2015, the Museum had $167,299 in uninsured cash.

14. Functional Expenses

EdVenture, Inc.'s functional expenses are as follows for the year ended June 30, 2015:

Program services:		
Education and exhibits	$	4,508,086
Store and Coke Clubhouse cost of sales		109,754
Special events		166,178
Supporting services:		
Fundraising and development		359,368
Management and general		505,036
Total functional expenses	$	5,648,422

15. Contingencies

The Museum is party to various lawsuits arising out of the normal conduct of its operations. In the opinion of Museum management, there are no material claims or lawsuits against the Museum that are not covered by insurance or whose settlement would materially affect the Museum's financial position.

16. Subsequent events

Subsequent events were evaluated through November 16, 2015, which is the date the financial statements were available for issue. Events occurring after that date have not been evaluated to determine whether a change in the financial statements would be required.

County of Lexington
Accommodations Tax Fund
FY 2016/2017

JAN 2016 RECEIVED LEXINGTON COUNTY COUNCIL LEXINGTON, S.C.

APPLICATION

1. Name of Project/Event: Riverbanks Zoo and Garden General Advertising

2. Sponsoring Organization: Riverbanks Zoo and Garden

   Mailing Address: 500 Wildlife Pkwy, Columbia SC 29210

3. Event/Project Director:

   Name Tommy Stringfellow Title COO

   Telephone 803.602.0836 Alternate Telephone 803.665.7758

   Fax Number 803.771.8722

   Email tstringfellow@riverbanks.org

4. Event Website: www.riverbanks.org

5. Event/Project Category (*Check One*):
   - ◉ Tourism, Advertising/Promotion - *see #10 for advertising/promotion sources*
   - ○ Tourism Related Expenditures: _____

6. Project Timeline: Beginning date 07/01/2016 End date 06/30/2017

7. Location of Project/Event: Riverbanks Zoo and Garden

8. Number of employees: #Full-time 136 #Part-time 194

9. Do you advertise outside a 50-mile radius? ■ Yes ☐ No

10. If yes to #9, please check all that apply to advertising sources outside of Lexington County:
    - ☐ Rack Cards - # distributed _____
    - ■ Brochures - # distributed 50,000
    - ☐ Posters - # distributed _____
    - ■ Magazine Ads - # ads 19 (list ads and distribution range on separate sheet)
    - ■ Newspaper Ads - # ads 20 (list newspapers and distribution range on separate sheet)
    - ■ Television Ads - # ads 5,000 (list stations and viewing range on separate sheet)
    - ☐ Radios Ads - # ads _____ (list stations and listener range on separate sheet)
    - ■ Billboards - # ads 65 (list number and location of billboards on separate sheet)
    - ☐ Websites - # web pages other than primary website # _____ (list on separate sheet with target audience)
    - ■ Other than listed above: 6 magazine issues, 6 eUpdates, 15 media releases (list on separate sheet with target audience)

11. How many people do you expect to attend? 1,200,000

12. Of this number, how many are tourists? 528,000 (Tourists: "*People taking trips outside of their home communities for any purpose, except daily commuting to and from work.*") [SC Code of Laws, Chapter 6, Section 6-4-5 (4)].

13. List the methods used to track tourists:
- ■ Web page inquires - estimated inquires per month 58,000
- ■ Phone call inquiries - estimated phone calls per month 8,000
- ☐ Brochure mailings - estimated brochures mailed per month
- ■ Event ticket sales - estimated tickets sold per event 1,000,000
- ☐ Event registration - estimated registrants per event
- ☐ Hotel sales - estimated sales per event/per month
- ☐ License plates - estimated count per event
- ■ Surveys - estimated number of responses per survey 150,000
- ■ Other than listed: zip codes are collected with every transaction

14. **Must complete:** County accommodations funds are generated from the hotels in the unincorporated areas of the County. Please list the hotels and number of room nights you have used or plan to use for your event/project located in the unincorporated areas of Lexington County only:
Fairfield Inn Harbison, Wingate by Wyndam Harbison, Hampton Inn West Columbia, Sleep Inn Columbia NW, Holiday Inn, Double Tree, Holiday Inn & Suites, Residence Inn NW, Hampton Inn Lexington, Comfort Inn Broad River - Discount tickets sold = 375/2 per package - $21,780 revenue in discount ticket packages alone

15. Please indicate you have read: **Chapter 6, Sections 6-4-5 (4) and 6-4-10, SC Code of Laws, 1976**? ■Yes ☐No

16. Project Budget - **Request for funds must meet the requirements of Chapter 6, Section 6-4-10, SC Code of Laws, 1976, as amended.**

a. Estimated total cost of Project $ 380,000
b. Amount of Accommodations Funds requested for this Project: $ 100,000
c. This request equals what percent of the total Project/Event Budget? 25% %
d. List specifically what the funds will be used for and the estimated amount i.e. brochures - $1,500, etc. general advertising with new focus on Waterfall Junction

17. Has your project or organization previously received Accommodations Tax Funds?
■Yes ☐No

a. If yes, state year 2015/16, amount $ 45,000, source Lexington County A-T, and purpose: general advertising

b. For each award year, did you expend 100% of the Accommodations Tax Funds you received?
■Yes ☐No

c. If no, please explain:

18. Type of Organization:

Please check one:

- ○ County
- ○ Municipal
- ○ Non-profit Organization
- ○ Community service club, church, etc.
- ○ 501(c) 3
- ◉ Other: special purpose district

Note: For-profit organizations are not eligible for Accommodations Tax Funds

19. Project description - please attach a report with the following information needed by the Tourism Expenditure Review Committee to be sure that the event/project was in accordance to Section 6-4-10 of the S.C. Code of Laws (***Use separate sheet for Project Description if needed***):

a. General description

b. State the benefit that this project will serve toward promoting tourism and the Lexington County Community

c. Total attendance to the event/project versus the number of total tourists in attendance

d. Economic impact generated by tourism to the event/project

e. Overall description of how the event/project attracts and promotes tourists to the area and specifically how the Accommodations Tax Funds were used to accomplish this

f. Additional comments: Riverbanks Zoo and Garden is a powerful economic driver pumping more than $60 million into the local economy and more than 700 additional jobs into the community. A major $36 million expansion is now underway at Riverbanks including Waterfall Junction, a 3-acre children's garden slated to open spring of 2016 in Lexington County's Botanical Garden. Waterfall Junction will allow kids to engage in nature and enjoy the outdoors through safe, imaginative play and exploration.

PLEASE NOTE: Applicant and/or representatives must be present during review process by the Accommodations Tax Advisory Board in order to be considered for funding.

Signature of Event/Project Director:

Tommy Stringfellow
Print Name

COO
Title

Signature

1/7/16
Date

County of Lexington
Accommodations Tax Fund
FY 2016/17

FUNDING SOURCES

Organization Name: Riverbanks Zoo and Garden

List of Funding Sources	Actual 2014/15	Current 2015/16	Estimated 2016/17
Lexington County A-Tax	$ 35,000.00	$ 45,000.00	$ 50,000.00
Richland County A-Tax	$ 59,000.00	$ 59,000.00	$ 75,000.00
City of Columbia H-Tax	$ 85,000.00	$ 65,000.00	$ 85,000.00
SCPRT TAG Grant	$ 20,000.00	$ 20,000.00	$ 20,000.00
West Columbia A-Tax	$ 8,000.00	$ 10,140.00	$ 10,000.00
Rich-Lex Riverbanks Park District	$ 173,000.00	$ 180,860.00	$ 140,000.00
	$ 380,000.00	$ 380,000.00	$ 380,000.00

County of Lexington
Accommodations Tax Fund
FY 2016/17

EXPENDITURES

Organization Name: Riverbanks Zoo and Garden

List of Expenditures	Actual 2014/15	Current 2015/16	Estimated 2016/17
TV Placement	$ 190,638.00	$ 260,000.00	$ 350,000.00
Outdoor Boards	$ 95,875.00	$ 90,000.00	$ 90,000.00
Print	$ 20,528.00	$ 30,000.00	$ 30,000.00
Radio	$ 1,750.00	$ 0.00	$ 30,000.00
	$ 308,791.00	$ 380,000.00	$ 500,000.00

Clear Forms Print Forms Save Forms

County of Lexington
Accommodations Tax Fund
FY 2015/16 FINAL REPORT

I. PROJECT INFORMATION:

Organization Name: Riverbanks Zoo and Garden

Project/Event Name: Riverbanks Zoo and Garden General Advertising

Contact Name: Tommy Stringfellow Phone: 803-665-7758

II. PROJECT COMPLETION:

Were you able to complete the project/event as stated in your original application? ◉ Yes ○ No

If no, state any problems you encountered: _____

III. PROJECT SUCCESS:

Please share any additional comments regarding the project (e.g., lessons learned, successes, problems encountered, etc.):
Through the use of surveys and zipcode tracking, Riverbanks has determined that promoting after-hours hours events in the Botanical Garden generates first-time and incremental visits.

IV. PROJECT ATTENDANCE:

Record numbers in table below as requested by the Tourism Expenditure Review Committee. Numbers are to reflect attendance and funds received for projects for current and previous years.

	FY2015/16 Current Year	2014/15 Previous Year
Total Budget of Event/Project	380000	380000
Amount Funded by the Lexington County Accommodations Tax Fund	$45,000	$35,000
Amount Funded by the Lexington County Accommodations Tax Funds from all Sources	$69,140	$67,000
Total Attendance	1000000	1028352
Total Tourists*	440000	1028352

**Tourists are generally defined as those who travel 50 miles or more to attend.*

V. METHODS:

Please describe the methods used to capture the attendance data listed above (license plates, surveys, etc.):
visitor surveys, economic impact study and collecting zip codes with every transaction

VI. PROJECT BUDGET:

Attach a report indicating what project expenses were paid for using the Lexington County Accommodations Tax Funds for the fiscal year.

VII. ORGANIZATION SIGNATURE:

Provide signature of official with the organization verifying accuracy of above statements.

Thomas K. Stringfellow
Print Name

COO
Title

Signature

1/7/16
Date

RIVERBANKS ZOO AND GARDEN
REVENUE & EXPENDITURE STATEMENT

FY 2015-2016

07/01/2014 TO 06/30/2015

	BUDGETED	CURRENT PERIOD	YEAR-TO-DATE INCLUDING ENCUMBRANCES	REMAINING BALANCE	PCT USED
EXPENDITURE:					
10-811-630-0001 Advertising - TV/Cable	260,000.00	190,683.55	240,048.55	19,951.45	92
10-811-630-0002 Advertising - Radio	20,000.00	1,750.00	1,750.00	18,250.00	9
10-811-630-0003 Advertising - Outdoor	90,000.00	95,875.07	95,875.07	-5,875.07	107
10-811-630-0004 Advertising - Print	30,000.00	20,528.05	22,008.05	7,991.95	73
10-811-630-0005 Advertising - Agency Fees	20,000.00	1,438.68	1,438.68	18,561.32	7
10-811-630-0006 Advertising - Production	60,000.00	51,232.39	51,232.39	8,767.61	85
10-811-630-0007 Advertising - Digital	0.00	18,000.00	18,000.00	-18,000.00	0
TOTAL EXPENDITURE	480,000.00	379,507.74	430,352.74	49,647.26	90
DEFICIENCY OF REVENUE BEFORE TRANSFERS	-480,000.00	-379,507.74	-430,352.74		90
DEFICIENCY OF REVENUE AFTER TRANSFERS	-480,000.00	-379,507.74	-430,352.74		90
GRAND TOTAL	-480,000.00	-379,507.74	-430,352.74	-49,647.26	90

Riverbanks Zoo and Garden General Advertising 2015
Advertising Sources Outside of Lexington County

Magazine Ads
1 ad – Columbia Visitors Guide Ad for 2016 distributed upon inquiries nationwide
2 ads – Road Trip Magazine distributed in Charlotte Observer (NC) in May and June
3 ads – Carolina Field Trip Magazine distributed in NC, SC and VA
3 ads – Columbia Business Monthly distributed throughout the Midlands
4 ads – Free Times distributed throughout the Columbia Metro area
6 ads – Palmetto Parent distributed throughout Columbia and Lexington areas

Newspaper Ads
Charlotte Observer – 2 ads for day trips May & June
Greenville News – 2 ads for day trips June & July
Augusta Chronicle – 2 ads for day trips May – June
Charleston Post & Courier – 2 ads for day trips May & June
Myrtle Beach Sun – 2 ads for day trips June – July

TV Ads
Augusta Market Station Spots:
EAGT – 22
WAGT – 12
WFXG – 8
WJBF – 27
WRDW – 18
Cable – 321
Total Augusta, GA Commercials = 408

Charlotte Market Station Spots:
Time Warner Cable – 1,547
Total Charlotte, NC Commercials = 1,547

Greenville/Spartanburg/Asheville Market Station Spots:
WHNS – 10
WLOS – 16
WMYA – 2
WSPA – 16
WYCW – 21
WYFF – 27
Cable – 320
Total G/S/A Commercials = 412

Columbia Market Station Spots:
WACH – 48
WIS – 102
WLTX – 134
WOLO – 30
WZRB – 61
Time Warner Cable – 2,379
Total Columbia, SC Commercials = 2,754

Total Commercials all TV Markets = 5,121

Outdoor Board Ads
3 annual interstate boards
I-77 northbound downtown Charlotte
I-77 southbound downtown Charlotte

I-77 southbound York County
63 poster boards rotated quarterly throughout the state on secondary roads

Website Ads
WCOS – Charlotte, NC website banner runs July & August targeted to viewers 25 – 54
WBTV – Charlotte, NC 60 days of summer promotional website banner targeted to viewers 25 - 54
Free Times – web banner – targeted to young families ages 25– 49
Radio Disney – Charlotte, NC website banner targeted to young families ages 25– 49
The State – weddings web banner – targeted to singles ages 25–34

Riverbanks Magazine Distribution
Riverbanks distributes six magazine issues to more than 34,000 member households in Southeast and beyond. The magazine is sent bi-monthly to mail and email subscribers.

Riverbanks Email Updates
Riverbanks sends up to 10 email blast updates to all email users that are registered in the database. Currently, the email database has more than 20,000 records.

Website
The Riverbanks website attracts more than 700,000 unique visitors and boasts more than 3.6 million page views annually. The top 5 cities from which Riverbanks website visitors originate include Columbia, Charlotte, Atlanta, Lexington and Myrtle Beach (Nashville and Augusta are in the top 10); top 5 countries include U.S., U.K., Canada, India and Germany.

Press Releases
Riverbanks sends an average of one press release a week to media outlets throughout the Southeast.

Social Media
Riverbanks utilizes Facebook to announce events and what is happening at the Zoo and Garden. Currently, Riverbanks has more than 100,000 Facebook fans who receive these weekly updates and engage with staff.

Riverbanks also utilizes Twitter to announce events what is happening at the Zoo and Garden. Currently, Riverbanks has more than 4,500 followers.

Guest Appearances in Outer Markets

Twice a month Riverbanks staff presents an animal and Zoo & Garden update on WJBF-TV in Augusta, GA during the Thursday noon segments.

Riverbanks also partners with WAGT-TV in Augusta with regular bi-weekly segments filmed at the Zoo and then broadcast to the station's viewers.

In March, July and October Riverbanks has seasonal appearances with WBTV in Charlotte.

Richland-Lexington Riverbanks Park District
Statement of Revenues, Expenditures, and Changes in Fund Balances -
Governmental Funds
For the Year Ended June 30, 2014

	Major Funds			
	General Fund	Debt Service	Capital Projects	Total Governmental Funds
Revenues				
Property Taxes	$ 3,127,525	$ 2,196,197	$ -	$ 5,323,722
Accommodations & Hospitality Taxes	217,200	-	-	217,200
General Admission Fees	4,317,929	-	-	4,317,929
Concessionaire Commissions on Sales	1,342,486	-	-	1,342,486
Riverbanks Society Contributions	1,274,012	-	-	1,274,012
Classes and Program Fees	427,918	-	-	427,918
Rides, Shows, Promotions, and Rentals	2,376,983	-	-	2,376,983
Facility Rental & Group Admission Fees	169,118	-	-	169,118
Sponsorships	113,848	-	-	113,848
Non-Federal Grants and Donations	36,303	-	12,000	48,303
Interest Revenue	3,000	3,611	37,252	43,863
Miscellaneous Revenues	26,243	-	-	26,243
Total Revenues	13,432,565	2,199,808	49,252	15,681,625
Expenditures				
Current				
Administrative	1,731,610	539	-	1,732,149
Animal Care	3,244,254	-	-	3,244,254
Education	132,301	-	-	132,301
Botanical	922,024	-	-	922,024
Facility Management	1,362,296	-	-	1,362,296
Utilities	1,057,838	-	-	1,057,838
Marketing and Public Relations	686,293	-	-	686,293
Guest Services	1,652,072	-	-	1,652,072
Rides, Shows, Promotions, and Rentals	1,179,852	-	-	1,179,852
Classes and Programs	397,029	-	-	397,029
Debt Service				
Principal	139,903	3,205,000	2,900,000	6,244,903
Interest	104,181	976,239	-	1,080,420
Capital Outlay				
Land, Building, Equipment, & Improvements	-	-	5,379,920	5,379,920
Total Expenditures	12,609,653	4,181,778	8,279,920	25,071,351
Excess of Revenues Over (Under) Expenditures	822,912	(1,981,970)	(8,230,668)	(9,389,726)
Other Financing Sources (Uses)				
Bond Proceeds	-	-	32,000,000	32,000,000
Bond Premium	-	1,457,236	-	1,457,236
Transfers In	-	-	924,216	924,216
Transfers Out	(924,216)	-	-	(924,216)
Total Other Financing Sources (Uses)	(924,216)	1,457,236	32,924,216	33,457,236
Net Change in Fund Balances	(101,304)	(524,734)	24,693,548	24,067,510
Fund Balance, Beginning of Year	2,683,108	1,509,273	(138,608)	4,053,773
Fund Balance, End of Year	$ 2,581,804	$ 984,539	$ 24,554,940	$ 28,121,283

The accompanying notes are an integral part of these financial statements.

RIVERBANKS ZOO & GARDEN
columbia south carolina

LEXINGTON COUNTY ACCOMMODATIONS TAX FUND REQUEST

2016-2017

Riverbanks Park Commission
PO Box 1060
Columbia, SC 29202-1060
Federal Tax ID: 56-0946437

Contact:
Tommy Stringfellow
Chief Operating Officer
Phone: 803.602.0836
Fax: 803.771.8722
Email: tstringfellow@riverbanks.org

Funding request: $100,000

January 8, 2016

LEXINGTON COUNTY ACCOMMODATIONS TAX FUND REQUEST

PROJECT NAME Riverbanks Zoo and Garden
Advertising Campaign 2016-2017

SPONSOR Riverbanks Park Commission
PO Box 1060
Columbia, SC 29202-1060
Contact: Tommy Stringfellow
Chief Operating Officer
803.602.0836

A. GENERAL DESCRIPTION

Riverbanks Park Commission is applying for a grant in the amount of $100,000 from the Lexington County Accommodations Tax Fund for the purpose of advertising and promoting the state's premier gated attraction to visitors living outside the Midlands' SMSA (standard metropolitan statistical area).

Twice awarded Governors Cup for Most Outstanding Tourist Attraction, Riverbanks Zoo and Garden is consistently named one of the 10 best zoos in the US by major websites such as TripAdvisor and USA Today's 10Best. For more than 40 years, Riverbanks has connected individuals, families and groups with wildlife and wild places. Riverbanks is nearing completion of Destination Riverbanks, a $36 million expansion that will transform the Zoo and Garden into a true destination attraction. As part of this development project, Riverbanks Botanical Garden in Lexington County will soon open Waterfall Junction, a brand-new 3-acre children's attraction featuring treehouses, water play and a dinosaur dig.

MISSION

It is the mission of Riverbanks to foster appreciation and concern for all living things by providing the highest standards of care to all of our animals and plants, a diverse educational and high-quality recreation experience for all Riverbanks guests, and all of the resources at our disposal for the conservation of the earth's plants and animals.

NEED

Riverbanks Zoo and Garden is a special purpose district, relying in part on taxpayer funds to help support its operating budget. Advertising comprises less than 3 percent of Riverbanks' total operating budget, yet the park is one of the most successful zoos in the United States—attracting more than one million visitors annually and supported by a private, nonprofit organization of more than 34,000 member households, representing 160,000 individuals (impressive statistics for a zoo and botanical garden located in a city with a metropolitan population of a little more than 700,000).

Thanks to the prior investments of the Lexington County Accommodations Tax Fund, Riverbanks has maximized its general advertising efforts on a minimal budget. Continued support from the Lexington County Accommodations Tax Fund in 2016-17 will be vital as we

promote the Zoo and Garden as a world-class tourist attraction – and more specifically draw attention to Waterfall Junction in Lexington County to visitors living outside a 50-mile radius.

B. Benefit: Promoting Tourism and the Lexington County Community

US travel statistics indicate that tourists spend $45 for every dollar spent on advertising; therefore, Riverbanks Zoo and Garden's request for $100,000 for general advertising has the potential to return $4.5 million to the Lexington County economy. If awarded Accommodations Tax Funds from Lexington County, Riverbanks will advertise and promote events and activities that take place in Riverbanks Botanical Garden, such as weddings and reunions as well as special events like Wine Tasting and Rhythm and Blooms, all of which will not only drive incremental attendance but also serve as a springboard for area restaurant visits, shopping and overnight stays—clearly benefiting tourism and the Lexington County community. Add the new Waterfall Junction into the advertising mix, and Lexington County is sure to see even more return.

C. Total Attendance vs. Number of Tourists

Riverbanks Zoo and Garden is South Carolina's leading gated attraction, drawing more than one million visitors annually. In fiscal year 2015, Riverbanks welcomed 1,028,352 visitors. This is impressive in light of the amount of construction that took place throughout the park during that time and is testament to Riverbanks' solid visitor base. Based on expert studies, visitor surveys and zip codes tracked at the gate, greater than 452,000 (or 44%) of those visitors were tourists from outside a 50-mile radius. Nearly 100,000 visitors entered through the Lexington County turnstiles, and at least 44,000 of them were tourists from outside a 50-mile radius who traveled along and around Highway 378, purchased gasoline, ate meals in neighborhood restaurants and shopped at local stores. Attendance through the Lexington County gate is expected to double with the opening of Waterfall Junction this spring.

D. Economic Impact

According to an economic impact study conducted by the USC College of Hospitality, Retail and Sport Management, Riverbanks is a powerful economic driver within the Midlands, pumping more than $60 million in the local economy and creating more than 700 additional jobs throughout the community. On average, more than 2,830 people visit Riverbanks every day, rivaling the population of a few Lexington County towns such as Springdale and South Congaree.

Tourism

Riverbanks Zoo and Garden has a strong tourist draw. Forty-four percent of Riverbanks' visitors originate from outside a 50-mile radius, and nearly 30% come from outside of the state. The average spending per day per Zoo visitor is $73, pumping greater than $29.5 million in business sales directly into the state. Of this amount, more than $21 million is generated from out-of-state visitors and $3.5 million of that goes directly to lodging establishments.

Riverbanks expects to generate more than 32,000 paid room nights throughout the Midlands during 2016-17. Here's how we arrived at the number:

- Riverbanks projects that more than 1.2 million guests will visit the Zoo and Garden in 2016-17, with the completion of the Destination Riverbanks expansion.

- Forty-four percent—or approximately 528,000—of Riverbanks visitors will be tourists from outside a 50-mile radius.
- Studies indicate that 21.7%—or 114,576—of those 528,000 tourists will spend the night in the area. This number divided by an average zoo visitor party size of 3.5 people suggests that the estimated number of room nights could reach 32,736 paid room nights.

Riverbanks partnered with 10 hotels in Lexington County to offer discount ticket packages in 2015. These packages alone generated 375 room nights and $21,780 in room revenue. This is a mere snapshot of the impact that Riverbanks has on the local community. Private and special events booked in the Garden (such as weddings, corporate banquets, Wine Tasting, Rhythm and Blooms, etc.) resulted in additional overnight stays in the Lexington County area that were not tracked.

Not only do Riverbanks' visitors occupy hotel rooms, but they also buy gasoline, eat meals and shop in area stores—clearly boosting tourism in the region. In fact, each year more than 31,000 cars travel along Highway 378 alone to enter Riverbanks through the Lexington County entrance, thousands of which stop at local businesses along the way.

Notably, Riverbanks has received several awards from major websites, publications and associations, demonstrating the strong appeal the Zoo has to areas outside of the Midlands.

- **Named One of America's Top 10 Zoos** by TripAdvisor
- **Voted Top 10 Travel Destination for Animal Attractions** by readers of *Family Fun* magazine
- **Voted Best Place to Take Out-of-Towners** by readers of FreeTimes
- **Recipient of the Quarter Century Award** by Association of Zoos and Aquariums for 25 Years of Continuous Accreditation

Employment Opportunities

The economic contributions of Riverbanks Zoo and Garden are not limited to tourism:

- Riverbanks employs more than 300 Midlands' citizens (136 full-time, 194 part-time), many of whom are actively involved in various community associations and organizations, and all of whom spend money in the area.
- Riverbanks' payroll exceeds $6 million, which has a multiplying effect on Lexington and Richland counties.
- Service Systems Associates (the Zoo and Garden's food/gift concessionaire) employs an additional 160 workers throughout the year.

Giving Back

Riverbanks Zoo and Garden gives back to the community with various complimentary admissions opportunities:

- Following the historic flood in October, Riverbanks offered free admission for 3 days to Richland and Lexington county residents and a record 22,000 residents took advantage of the opportunity for respite.
- All residents of Richland and Lexington counties are eligible for free admission every Friday during January and February. In 2015, more than 11,000 local residents took advantage of this program.
- All Richland and Lexington county school students receive free admission during school-approved field trips. Last year 18,000 K-12 students received free admission.

- In 2015, more than 2,000 guests were admitted free as a result of the Zoo's Toucan Tuesday summer promotion and more than 4,200 pounds of food was donated to Harvest Hope Food Bank. Since its launch in 2009, Toucan Tuesdays has provided more than 23,200 meals to needy families in the Midlands.
- More than 1,000 soldiers in uniform visiting with their families and veterans received free admission in 2015.
- As part of the No Soldiers Left Behind initiative, over 600 soldiers in uniform were admitted free the week before Christmas 2015.

In total, more than $500,000 in free admission was donated back to our community last year.

Community Partnerships

Riverbanks also supports the community through the following partnerships:

- Riverbanks hosts Palmetto Health's PrimeTimes group (seniors 55 and older) for the Zoo Walkers program. Each year Riverbanks donates monthly meeting space and provides keynote speakers for six of twelve sessions.
- Every Father's Day Riverbanks partners with South Carolina Operation Military Kids to provide free admission to children with deployed dads (and moms) or whose parents have returned from deployment within the past year.
- Riverbanks teams up annually with Harvest Hope Food Bank to offer buy-one-get-one admission with each canned item donation during the annual Toucan Tuesday summer promotion/food-raiser.
- PalmettoPride and Riverbanks have teamed up to enhance the Zoo's recycling efforts with more than 100 new recycling bins throughout the park, helping educate visitors to be better stewards of our environment, which ultimately impacts economic development and tourism.

E. How Advertising Will Attract and Promote Tourists to the Area

Waterfall Junction will be the primary focus of the 2016-17 advertising campaign and, in particular, we will target potential markets outside of the Midlands who may be attracted to the brand-new children's garden in Riverbanks Botanical Garden, ranked one of America's top 20 botanical gardens.

Goal/Objectives

The goal of the 2016-17 Riverbanks advertising campaign is to continue to increase the attendance of visitors living outside the Midlands SMSA by 5%, representing 45,000 additional visits. We intend to achieve this goal by building on the successes of previous campaigns and continuing to target those people living and traveling within a two to three hour drive of Columbia, SC.

Target markets will continue to include the Upstate, Charleston/Low Country area, Charlotte, NC, and Augusta, GA. In addition, travelers along interstates I-77, I-26, I-95 and I-20 will be targeted for potential visitation. Purchases of TV and cable airtime, billboard space and print inches will be clustered in order to gain frequency of exposure in the target markets. The bulk of the advertising budget will be spent during the second and third calendar quarters when people are more likely to travel.

STRATEGY

With the support of the Lexington County Accommodations Tax Fund, Riverbanks Zoo and Garden's marketing strategies will focus on advertising Waterfall Junction, the brand-new children's garden. Promoting this exciting new attraction as well as other after-hours events in the Botanical Garden will not only drive incremental attendance but also serve as a springboard for area restaurant visits and overnight stays in Lexington County.

Additional marketing efforts—promoting the opportunity for brides to book weddings in the Garden; staging yearly plant sales and festivals; building exposure through weekly TV and radio segments with a horticulture expert from Riverbanks; and publicizing the growing number of Garden education classes, workshops and camps for all ages—will serve to further pique interest in and reinforce the expertise of Lexington County's Riverbanks Botanical Garden.

IMPLEMENTATION

Riverbanks Zoo and Garden's marketing staff will execute the campaign with the assistance of the Chernoff Newman advertising agency. The staff will be cost-conscious through the campaign, utilizing internal expertise when possible and seeking additional resources from sponsors when necessary.

Corporate sponsors will also provide creative resources and dollars in support of these marketing efforts. Partners for 2016 include Pepsi, Mast General Store, McDonald's, Aflac, WIS, WACH, WLTX and SSA.

Creative work and placement of the campaign ads will be finalized in April 2016, with the campaign continuing through the fiscal year. The scope of the project will relate directly to the amount of funding received from each municipality's Accommodations Tax Fund.

F. ADDITIONAL COMMENTS

Thanks to the unwavering support of Lexington and Richland County Councils, Riverbanks is nearing completion of an exciting multi-million dollar expansion in both the Zoo and Botanical Garden that will ultimately draw even more tourists to our community. The Zoo's expanded front entrance and new grizzly bear and otter habitats opened last summer and turned out to be a great success by all counts. Sea Lion Landing is on track to open in the Zoo by early summer 2016. More importantly, Waterfall Junction, the exciting 3-acre children's attraction, is slated to open in the Botanical Garden this spring. The scope of Waterfall Junction alone is sure to impress all who visit, but this Lexington County attraction is destined to become a real game-changer for Riverbanks and our community.

While Riverbanks grows, the advertising budget has remained constant. Continued support from the Lexington County Accommodations Tax Fund is essential, allowing Riverbanks to increase promotional spending and, as a result, increase attendance and, subsequently, earned revenue. Funds from Lexington County also will continue to increase visitor traffic within the county and surrounding areas, while ensuring the future success of Riverbanks and enhancing the quality of life and economic integrity of our beloved community.

County of Lexington
Accommodations Tax Fund
FY 2016/2017

JAN 2016
RECEIVED
LEXINGTON COUNTY
COUNCIL
LEXINGTON, S.C.

APPLICATION

1. Name of Project/Event: Lexington County Softball Tournaments

2. Sponsoring Organization: Lexington County Recreation and Aging Commission

   Mailing Address: 563 South Lake Drive, Lexington, SC 29072

3. Event/Project Director:

   Name Randy Gibson Title Executive Director

   Telephone (803) 359-9961 Alternate Telephone _____

   Fax Number (803)359-9092

   Email rgibson@lcrac.com

4. Event Website: www.lcrac.com

5. Event/Project Category (*Check One*):
   - ☐ Tourism, Advertising/Promotion - *see #10 for advertising/promotion sources*
   - ☑ Tourism Related Expenditures: _____

6. Project Timeline: Beginning date 07/01/2016 End date 06/30/2017

7. Location of Project/Event: 701 Old Barnwell Road

8. Number of employees: #Full-time 7 #Part-time 11

9. Do you advertise outside a 50-mile radius? ☑ Yes ☐ No

10. If yes to #9, please check all that apply to advertising sources outside of Lexington County:
    - ☐ Rack Cards - # distributed _____
    - ☐ Brochures - # distributed _____
    - ☐ Posters - # distributed _____
    - ☐ Magazine Ads - # ads _____ (list ads and distribution range on separate sheet)
    - ☐ Newspaper Ads - # ads _____ (list newspapers and distribution range on separate sheet)
    - ☐ Television Ads - # ads _____ (list stations and viewing range on separate sheet)
    - ☐ Radios Ads - # ads _____ (list stations and listener range on separate sheet)
    - ☐ Billboards - # ads _____ (list number and location of billboards on separate sheet)
    - ☑ Websites - # web pages other than primary website #4 _____ (list on separate sheet with target audience)
    - ☑ Other than listed above: see attached _____ (list on separate sheet with target audience)

11. How many people do you expect to attend? 31,100

12. Of this number, how many are tourists? 24,880 (Tourists: "*People taking trips outside of their home communities for any purpose, except daily commuting to and from work.*") [SC Code of Laws, Chapter 6, Section 6-4-5 (4)].

13. List the methods used to track tourists:
    - ☐ Web page inquires - estimated inquires per month
    - ☐ Phone call inquiries - estimated phone calls per month
    - ☐ Brochure mailings - estimated brochures mailed per month
    - ☐ Event ticket sales - estimated tickets sold per event
    - ☐ Event registration - estimated registrants per event
    - ☐ Hotel sales - estimated sales per event/per month
    - ☐ License plates - estimated count per event
    - ☐ Surveys - estimated number of responses per survey
    - ☑ Other than listed: see attached

14. **Must complete:** County accommodations funds are generated from the hotels in the unincorporated areas of the County. Please list the hotels and number of room nights you have used or plan to use for your event/project located in the unincorporated areas of Lexington County only:
    see attached

15. Please indicate you have read: **Chapter 6, Sections 6-4-5 (4) and 6-4-10, SC Code of Laws, 1976**? ☑Yes ☐No

16. Project Budget - **Request for funds must meet the requirements of Chapter 6, Section 6-4-10, SC Code of Laws, 1976, as amended.**
    a. Estimated total cost of Project $ 135,800.00
    b. Amount of Accommodations Funds requested for this Project: $ 30,000.00
    c. This request equals what percent of the total Project/Event Budget? 22.09 %
    d. List specifically what the funds will be used for and the estimated amount i.e. brochures - $1,500, etc.

17. Has your project or organization previously received Accommodations Tax Funds?
    ☑Yes ☐No

    a. If yes, state year 2016, amount $ 23,500, source Lexington County, and purpose: Host regional and national tennis tournaments

    b. For each award year, did you expend 100% of the Accommodations Tax Funds you received?
    ☑Yes ☐No

    c. If no, please explain:

18. Type of Organization:

Please check one:

- ☐ County
- ☐ Municipal
- ☐ Non-profit Organization
- ☐ Community service club, church, etc.
- ☐ 501(c) 3
- ☑ Other: Special Purpose District

Note: For-profit organizations are not eligible for Accommodations Tax Funds

19. Project description - please attach a report with the following information needed by the Tourism Expenditure Review Committee to be sure that the event/project was in accordance to Section 6-4-10 of the S.C. Code of Laws (***Use separate sheet for Project Description if needed***):

a. General description
b. State the benefit that this project will serve toward promoting tourism and the Lexington County Community
c. Total attendance to the event/project versus the number of total tourists in attendance
d. Economic impact generated by tourism to the event/project
e. Overall description of how the event/project attracts and promotes tourists to the area and specifically how the Accommodations Tax Funds were used to accomplish this
f. Additional comments:

see attached ✓

PLEASE NOTE: Applicant and/or representatives must be present during review process by the Accommodations Tax Advisory Board in order to be considered for funding.

Signature of Event/Project Director:

DAVID VELDMAN
Print Name

FINANCE DIRECTOR
Title

David Veldman
Signature

1/8/16
Date

10. If yes to #9, please check all that apply to advertising sources outside of Lexington County:

Websites:
We advertise our Preferred Hotels on the following websites.
USSSA – http://gamedayusssa.isinprodution.com/Where-to-Stay
ISA - www.scisafast.com and http://carolinaslowpitch.com/smf/index.php?topic=314.0
NSA – www.palmettosoftball.org
ASA – www.palmettosoftball.org
Each association promotes their tournament in North Carolina, Georgia, Florida, Kentucky, Tennessee, Ohio, Delaware, South Carolina and other states.

Visit Lexington County Recreation and Aging Commission (LCRAC) www.lcrac.com website, where we average approximately 7,540 hits a month.

At the end of the calendar year, the Lexington County Recreation and Aging Commission meet with the USSSA, ISA, NSA, and ASA association directors to assign tournaments to our fields for the year. Each director submits an agreement, which estimates the number of teams that he expects to participate. We also travel outside a 50-mile radius to attend their conferences to secure larger tournaments.

13. List the methods used to track tourists:

LCRAC has implemented a tracking process with our Preferred Hotels. The Director of Sales submits a monthly room night pick up form. We are not capturing all of the room nights that our tournaments produce, so we base our numbers on the reports that the hotels submit to us.

14. Hotels:
Unincorporated:

Clarion	27
Wingate	801
DoubleTree	111
Hampton-West Columbia	118

County of Lexington
Accommodations Tax Fund
FY 2015/16 FINAL REPORT

I. PROJECT INFORMATION:

Organization Name: Lexington County Recreation and Aging Commission

Project/Event Name: Lexington County Softball Tournaments

Contact Name: Randy Gibson Phone: (803)359-9961

II. PROJECT COMPLETION:

Were you able to complete the project/event as stated in your original application?

If no, state any problems you encountered:

III. PROJECT SUCCESS:

Please share any additional comments regarding the project (e.g., lessons learned, successes, problems encountered, etc.):
Please see "Benefits to Tourism and Community" in Application

IV. PROJECT ATTENDANCE:

Record numbers in table below as requested by the Tourism Expenditure Review Committee. Numbers are to reflect attendance and funds received for projects for current and previous years.

	FY2015/16 Current Year	**2014/15 Previous Year**
Total Budget of Event/Project	$133,700	$135,200
Amount Funded by the Lexington County Accommodations Tax Fund	$23,500.00	$23,500.00
Amount Funded by the Lexington County Accommodations Tax Funds from all Sources		
Total Attendance	30,500	32,000
Total Tourists*	24,400	25,600

**Tourists are generally defined as those who travel 50 miles or more to attend.*

V. METHODS:

Please describe the methods used to capture the attendance data listed above (license plates, surveys, etc.):
Hotel rooms booked, surveys and team registrations for tournaments.

VI. PROJECT BUDGET:

Attach a report indicating what project expenses were paid for using the Lexington County Accommodations Tax Funds for the fiscal year.

VII. ORGANIZATION SIGNATURE:

Provide signature of official with the organization verifying accuracy of above statements.

DAVID VELDMAN — Print Name

FINANCE DIRECTOR — Title

David Veldman — Signature

1/8/16 — Date

County of Lexington
Accommodations Tax Fund
FY 2016/17

FUNDING SOURCES

Organization Name: Lexington County Recreation and Aging Commission

List of Funding Sources	Actual 2014/15	Current 2015/16	Estimated 2016/17
Accomodations Tax Request			$30,000.00
Gates and T-shirt Sales			$73,100.00
Concessions - Other Revenue			$32,700.00
Total			$135,800.00

County of Lexington
Accommodations Tax Fund
FY 2016/17

EXPENDITURES

Organization Name: Lexington County Recreation and Aging Commission

List of Expenditures	Actual 2014/15	Current 2015/16	Estimated 2016/17
Tournament Bids & Registrations			$30,000.00
Labor			$32,800.00
Materials & Supplies			$12,600.00
Utilities			$28,200.00
Advertising & Programs			$16,200.00
T-Shirts			$16,000.00
Total			$135,800.00

A. General Description:

Lexington County Recreation and Aging Commission strives to provide clean, safe, and attractive facilities for county residents and tourists alike. In coordination with the accommodations tax our efforts have attracted nationwide teams as well as their followers to the tournaments previously hosted. This season's schedule perpetuates the goals of the commission.

Through the combined efforts of the Lexington County Recreation and Aging Commission and the Lexington County Council, recreation continues to draw revenue and people to Lexington County. Therefore, we believe the committee will again find it favorable to extend the funds requested.

B. Benefit to Tourism and Community:

As previously disclosed, Lexington County Recreation and Aging Commission has and continues to contribute to the growth of tourism in Lexington County. Softball/Baseball tournaments hosted previously have drawn teams from across the United States.

The 2016 softball season is expected to be another exceptional year, as we have secured several major tournaments. These tournaments include: USSSA Baseball Winter State, USSSA Baseball NIT (8 total throughout the year), USSSA Men's State (All Divisions), USSSA Baseball Spring Super NIT, NSA Men's State Championship (All Divisions), NSA Spring State, USSSA Fastpitch State, USSSA Fastpitch Come Bat For Measles, New Evolution Men's World Series (All Divisions), NSA 40 & Over/Coed World Series, New Evolution State Championship (All Divisions), USSSA Baseball Jay Criscione Super NIT, USSSA Baseball Spring NIT, USSSA Fastpitch Summer Series National Championship and USSSA Fastptich Mid Atlantic Championship .

Each year Lexington County Recreation hosts several high school fast-pitch teams from Michigan who visit us during their spring break. Currently we are expecting one team to visit Lexington County from up North. They stay approximately one week while practicing at the Oak Grove and Pine Grove Sports Complexes.

NOTE: They visit us in the off-season and, therefore, do not conflict with any of our locally scheduled programs. We provide this service to promote our county and state and for the economic impact it brings to our county.

In addition to tourism, the Recreation Commission facilities provide a direct benefit to county residents throughout the year youth and adult recreational sports are offered to all citizens. Special events such as Senior Sports Games, where Lexington County citizens who are 55 or better participate in friendly competition and social interaction as well as several youth fun days also are offered by the Recreation Commission. The hope is to attract the County's youth into sporting and local events and reduce to possibilities of negative influences of our society.

C. Attendance Numbers:

Below is a partial list of some of the larger tournaments held in 2015.

Tournament	# of Teams	# of States	# of Participants
ISA Eastern Regionals	35	4	525
NSA Winter State	35	3	525
USSSA Baseball NIT	47	3	705
USSSA Red Cross Come Bat 4 Measles	45	4	675
USSSA Baseball NIT	42	2	630
USSSA Baseball Super Spring NIT	110	5	1650
NSA Spring State	45	4	675
USSSA State Championship (All Divisions)	48	1	720
USSSA Fastpitch State (All Divisions)	40	1	600
ISA Men's State (All Divisions)	49	1	735
USSSA Fastpitch Summer Series National	56	4	840
NSA Coed/40 & Over World Series	35	5	525
USSSA Baseball-Jay Criscione Memorial	124	5	1860
NSA Men's State (All Divisions)	75	3	1125
USSSA Baseball NIT	46	3	690
USSSA Baseball Winter State	40	2	600

D. Economic Impact:

Players, their families, and supporters spend an average of three days participating in tournaments. We had over 30,000 participants with a direct economic impact of $5,254,000 to Lexington County. Based on the accepted multiplier rate of 3 – 5 and in an effort to be conservative in our estimates we have chosen the multiplier rate of 3 for the calculation of the economic impact to Lexington County of $15,762,000.

These totals do not reflect the participation by spectators nor does it include any participation in other areas such as: Unorganized use of sporting facilities, playgrounds, parks, tennis courts, wellness programs, day camps, after school programs, summer camps for mentally handicapped children, numerous civic groups, aging, etc…

E. Use of Accommodation Tax Funds:

In conclusion, the Lexington County Recreation and Aging Commission requests the Accommodation Tax Funds so that it may continue to enhance the programs currently established and to expand into other fields. It is the goal of the commission to offer facilities that provide a positive influence on today's youth and the institution of the family while benefiting the County of Lexington and the State of South Carolina in the area of commerce. Tourism also allows the Commission to introduce visitors to its home in Lexington County.

County of Lexington
Accommodations Tax Fund
FY 2016/2017

JAN 2015
LEXINGTON COUNTY COUNCIL
LEXINGTON, S.C.

APPLICATION

1. Name of Project/Event: Visitor's Information Center

2. Sponsoring Organization: Batesburg-Leesville Chamber of Commerce & Visitor's Cent

   Mailing Address: P.O. Box 2178, Batesburg-Leesville, SC 29070

3. Event/Project Director:

   Name Robert M. (Mike) Taylor Title President

   Telephone 803-532-4339 Alternate Telephone 803-622-9980

   Fax Number 803-532-3978

   Email mike@batesburg-leesvillechamber.org

4. Event Website: www.batesburg-leesvillechamber.org

5. Event/Project Category (*Check One*):
   - ○ Tourism, Advertising/Promotion - *see #10 for advertising/promotion sources*
   - ◉ Tourism Related Expenditures: Visitor's Information Center

6. Project Timeline: Beginning date 01/01/2016 End date 01/01/2017

7. Location of Project/Event: 350 E. Columbia Ave., Batesburg-Leesville, SC 29070

8. Number of employees: #Full-time 1 #Part-time _____

9. Do you advertise outside a 50-mile radius? ■ Yes ☐ No

10. If yes to #9, please check all that apply to advertising sources outside of Lexington County:
    - ■ Rack Cards - # distributed 396
    - ■ Brochures - # distributed 184
    - ■ Posters - # distributed 241
    - ☐ Magazine Ads - # ads _____ (list ads and distribution range on separate sheet)
    - ☐ Newspaper Ads - # ads _____ (list newspapers and distribution range on separate sheet)
    - ☐ Television Ads - # ads _____ (list stations and viewing range on separate sheet)
    - ☐ Radios Ads - # ads _____ (list stations and listener range on separate sheet)
    - ☐ Billboards - # ads _____ (list number and location of billboards on separate sheet)
    - ■ Websites - # web pages other than primary website # 1 (list on separate sheet with target audience)
    - ■ Other than listed above: Facebook (list on separate sheet with target audience)

11. How many people do you expect to attend? 105,000

12. Of this number, how many are tourists? 84,700 (Tourists: "*People taking trips outside of their home communities for any purpose, except daily commuting to and from work.*") [SC Code of Laws, Chapter 6, Section 6-4-5 (4)].

13. List the methods used to track tourists:
- ■ Web page inquires - estimated inquires per month 8,186 Visits, 143,867 Hits
- ■ Phone call inquiries - estimated phone calls per month 34
- ■ Brochure mailings - estimated brochures mailed per month 4
- ☐ Event ticket sales - estimated tickets sold per event
- ☐ Event registration - estimated registrants per event
- ☐ Hotel sales - estimated sales per event/per month
- ☐ License plates - estimated count per event
- ☐ Surveys - estimated number of responses per survey
- ■ Other than listed: Lexington County Sheriff's Dept., SCDOT, attendance along parade

14. **Must complete:** County accommodations funds are generated from the hotels in the unincorporated areas of the County. Please list the hotels and number of room nights you have used or plan to use for your event/project located in the unincorporated areas of Lexington County only:
Comfort Suites, Main St. Lexington 18
Spinner's Resort 4
Hampton Inn 6
Leesville Lodge 5

15. Please indicate you have read: **Chapter 6, Sections 6-4-5 (4) and 6-4-10, SC Code of Laws, 1976**? ■Yes ☐No

16. Project Budget - **Request for funds must meet the requirements of Chapter 6, Section 6-4-10, SC Code of Laws, 1976, as amended.**

a. Estimated total cost of Project $ 90,500
b. Amount of Accommodations Funds requested for this Project: $ 10,000
c. This request equals what percent of the total Project/Event Budget? 11 %
d. List specifically what the funds will be used for and the estimated amount i.e. brochures - $1,500, etc. Event flyers,Posters, Advertising; Brochures & Postage

17. Has your project or organization previously received Accommodations Tax Funds?
■Yes ☐No

a. If yes, state year_____, amount $_____, source_____, and purpose:_____

b. For each award year, did you expend 100% of the Accommodations Tax Funds you received?
■Yes ☐No

c. If no, please explain:_____

18. Type of Organization:

Please check one:

- ○ County
- ○ Municipal
- ◉ Non-profit Organization
- ○ Community service club, church, etc.
- ○ 501(c) 3
- ○ Other:_____

Note: For-profit organizations are not eligible for Accommodations Tax Funds

19. Project description - please attach a report with the following information needed by the Tourism Expenditure Review Committee to be sure that the event/project was in accordance to Section 6-4-10 of the S.C. Code of Laws (***Use separate sheet for Project Description if needed***):

a. General description
b. State the benefit that this project will serve toward promoting tourism and the Lexington County Community
c. Total attendance to the event/project versus the number of total tourists in attendance
d. Economic impact generated by tourism to the event/project
e. Overall description of how the event/project attracts and promotes tourists to the area and specifically how the Accommodations Tax Funds were used to accomplish this
f. Additional comments: See attached

PLEASE NOTE: Applicant and/or representatives must be present during review process by the Accommodations Tax Advisory Board in order to be considered for funding.

Signature of Event/Project Director:

Robert M. Taylor	President
Print Name	Title
Robert M Taylor	1/7/16
Signature	Date

County of Lexington
Accommodations Tax Fund
FY 2016/17

FUNDING SOURCES

Organization Name: Batesburg-Leesville Chamber of Commerce & Visitor's Center

List of Funding Sources	Actual 2014/15	Current 2015/16	Estimated 2016/17
Membership	$ 29,063.00	$ 29,786.00	$ 30,500.00
Membership Opportunities	$ 2,456.00	$ 2,140.00	$ 2,800.00
Membership Meeting Sponsors	$ 710.00	$ 998.00	$ 1,200.00
County Accommodation Tax	$ 4,937.00	$ 5,563.00	$ 8,000.00
Special Events	$ 42,625.00	$ 36,376.00	$ 40,000.00
Building Rental	$ 5,100.00	$ 4,675.00	$ 3,400.00
Affinity Programs	$ 2,846.00	$ 3,814.00	$ 4,100.00
Miscellanious	$ 280.00	$ 980.00	$ 500.00
	$ 88,017.00	$ 84,332.00	$ 90,500.00

County of Lexington
Accommodations Tax Fund
FY 2016/17

EXPENDITURES

Organization Name: Batesburg-Leesville Chamber of Commerce & Visitor's Center

List of Expenditures	Actual 2014/15	Current 2015/16	Estimated 2016/17
Personnel	$ 32,000.00	$ 32,000.00	$ 35,000.00
Facilities	$ 3,102.00	$ 3,292.64	$ 3,700.00
Dues	$ 430.00	$ 498.25	$ 500.00
Postage, Printing, Office Supplies, Advertising	$ 6,837.00	$ 7,299.62	$ 7,500.00
Telephone	$ 1,749.00	$ 2,078.87	$ 2,300.00
Special Events	$ 17,196.00	$ 14,033.62	$ 16,500.00
Monthly Membership Meetings	$ 3,530.00	$ 3,698.01	$ 3,800.00
Membership Services	$ 793.00	$ 369.87	$ 500.00
Taxes/Insurance	$ 16,051.00	$ 12,594.91	$ 13,500.00
Rent Expense	$ 7,200.00	$ 7,200.00	$ 7,200.00
Miscellaneous	$ 529.00	$ 0.00	$ 0.00
	$ 89,417.00	$ 83,065.79	$ 90,500.00

Clear Forms Print Forms Save Forms

County of Lexington
Accommodations Tax Fund
FY 2015/16 FINAL REPORT

I. PROJECT INFORMATION:

Organization Name: Batesburg-Leesville Chamber of Commerce & Visitor's Center

Project/Event Name: Visitor's Information Center

Contact Name: Mike Taylor Phone: 803-532-4339

II. PROJECT COMPLETION:

Were you able to complete the project/event as stated in your original application? ⦿ Yes ○ No

If no, state any problems you encountered:

III. PROJECT SUCCESS:

Please share any additional comments regarding the project (e.g., lessons learned, successes, problems encountered, etc.):
Renewed enthusiasm and new committees as such arts, parks, and youth. More request for relocation packages and information. Facebook and web site continues to grow.

IV. PROJECT ATTENDANCE:

Record numbers in table below as requested by the Tourism Expenditure Review Committee. Numbers are to reflect attendance and funds received for projects for current and previous years.

	FY2015/16 Current Year	2014/15 Previous Year
Total Budget of Event/Project	84,332	89,383
Amount Funded by the Lexington County Accommodations Tax Fund	5,600	4,750
Amount Funded by the Lexington County Accommodations Tax Funds from all Sources	5,600	4,750
Total Attendance	100,000	100,000 ~~83,500~~
Total Tourists*	84,750	83,500

**Tourists are generally defined as those who travel 50 miles or more to attend.*

V. METHODS:

Please describe the methods used to capture the attendance data listed above (license plates, surveys, etc.):
SC Poultry Festival Committee, SCDOT, Sheriff's Dept., Parade Route Attendance, other

VI. PROJECT BUDGET:

Attach a report indicating what project expenses were paid for using the Lexington County Accommodations Tax Funds for the fiscal year.

VII. ORGANIZATION SIGNATURE:

Provide signature of official with the organization verifying accuracy of above statements.

Robert M. Taylor
Print Name

President
Title

Robert M Taylor
Signature

1/7/16
Date

County of Lexington

Accommodations Tax Fund

FY 2016/2017

Batesburg-Leesville Chamber of Commerce & Visitor's Center

Item #10 Websites: Facebook-Batesburg-Leesville Chamber of Commerce & Visitor's Center
Target: Local and worldwide residents interested in the activities of the chamber and community.

Item #19 Project Description

General Project Description: Visitor Information Center Operations

The Batesburg-Leesville Chamber of Commerce & Visitor's Center is and has been"Information Central" for Batesburg-Leesville and its surrounding area. The center is the first stop for visitors to this area to pick up information on local businesses, restaurants, hotels, and upcoming events. The office is located on Highway 1 near the Leesville Business District. The Chamber Office is adjacent to Shealy's Bar-B-Que which attracts hundreds of visitors to our town on a daily basis. This gives the visitor's center the unique opportunity to market additional businesses in town and provide information on upcoming events in the community.

For potential visitors, the Chamber's website is filled with information about the town and businesses in the surrounding area. Our new web page, which is now a year old, promotes our community in a professional manner with more pictures and information. Our old web page only allowed the next five upcoming events. Our new site provides a monthly calendar for the year with chamber events as well as community events listed. Each member has a page to promote their business.

Benefit to Tourism and Community

The Batesburg-Leesville Chamber of Commerce & Visitor's Center helps promote tourism to the area daily by providing individual attention to each visitor and each telephone request. The Chamber office offers an abundance of space to provide visitors and tourists with a wealth of information about Batesburg-Leesville and the surrounding area. Hotel brochures, maps of the area, and up-to-date details of festivals, parades, and sporting events are always available. The Chamber of Commerce Office & Visitor's center serves as an informational highway for one of Lexington County's largest annual events, the South Carolina Poultry Festival. In addition, the Chamber also supplies applications for participating in the festival and information regarding accommodations for those attending. The Chamber assists the Batesburg Business Association and the Leesville Merchants Association to supply information regarding their events held during the year. This office also partners with the Lexington County Sheriff's Department in organizing, advertising, and assisting with an annual National Night Out. Walk-in visitors are

helped with directions to places of interest in the community. Telephone calls come from across the country with inquiries on the local area businesses and attractions and information regarding relocation packages. Inquiries are handled personally and immediate information is provided. The Chamber offers "Welcome Home" packages to people purchasing homes in the area. These packets are put together by the Chamber and include business and school information as well as local area maps and other items of interest. These packets are distributed by local Realtors at the time of the closing of a real estate transaction.

Total attendance

The knowledgeable and friendly staff provides information to hundreds of visitors each year who either come in the office or request information via telephone or email. Batesburg-Leesville welcomes over 100,000 attendees for the three day annual poultry festival, with approximately 84,000 of those living outside the community.

Economic Impact

Without the Batesburg-Leesville Chamber of Commerce & Visitor's Center and its website, there would be a void in the information available regarding Batesburg-Leesville and its surrounding areas. Not only do we promote this area but we also participate in a Joint Chamber Group that consists of four other Lexington County Chambers. This provides an opportunity to promote the entire county of Lexington along with its businesses. The Chamber office plays a vital role in supplying information to newcomers and prospects for the area. The chamber's Economic Development Committee continues to promote the area for potential businesses and home owners. The chamber added three new committees this year: arts, youth, and parks to encourage tourism, provide activities for our youth, and utilize our three parks.

Use of Accommodations Tax Funds

The SC Poultry Festival, Batesburg Business Association and Leesville Merchants Association Events, Community Christmas Tree Lighting, and Christmas in Leesville College Park continue to attract visitors to our area. Last year we requested additional funding to promote the arts. The additional request this year will provide funding to promote the arts and events in our three existing parks. Our office promotes tourism for these events by continued advertising via newspapers, e-mail blasts, website postings as well as handbill, newsletter and poster distribution. Batesburg-Leesville experiences positive economic impact from visitors to all of the events, both from their spending while visiting as well as possible relocation to this area. The $10,000 requested by the Batesburg-Leesville Chamber of Commerce & Visitor's Center will help offset a portion of the cost involved with the Visitor's Center operation. Last year postage, paper, printing, and advertising for events and materials used in the distribution of packets was over $7,000. With the help from the Accommodations Tax Fund, the Batesburg-Leesville Chamber of Commerce & Visitor's Center can provide broader promotion of the Batesburg-Leesville area..

County of Lexington Accommodations Tax Fund

FY 2014 Final Report

Expenses Paid by Accommodations Tax Funds

Total Cost for Printing, Postage, Advertising, and Visitor packets $6,148.32

Usage Statistics for batesburg-leesvillechamber.org

Summary by Month
Generated 04-Jan-2016 07:09 EST

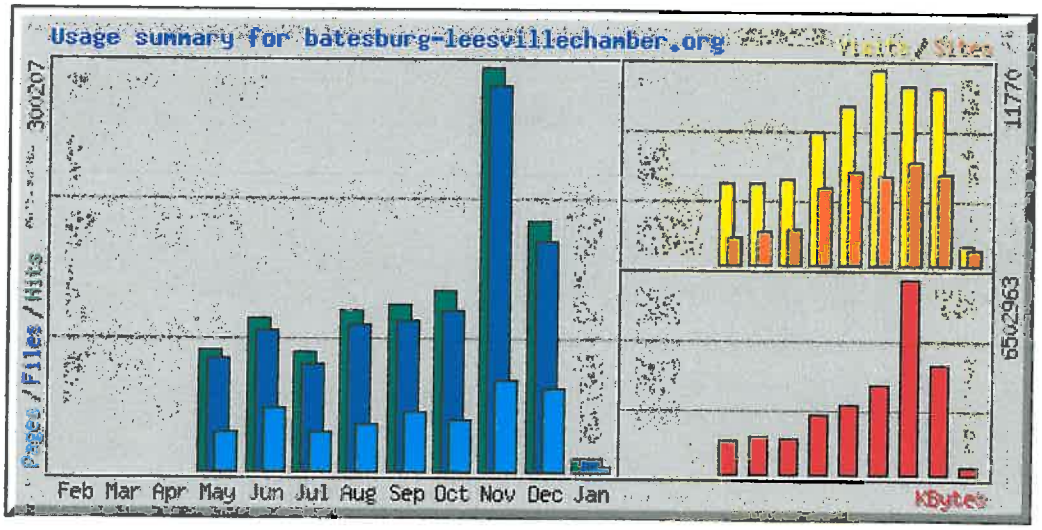

Summary by Month										
Month	Daily Avg					Monthly Totals				
	Hits	Files	Pages	Visits	Sites	KBytes	Visits	Pages	Files	Hits
Jan 2016	2568	2402	747	280	890	250239	1122	2988	9610	10273
Dec 2015	5979	5511	1967	344	5444	3641084	10670	60978	170856	185351
Nov 2015	10006	9557	2262	357	6197	6502963	10712	67860	286712	300207
Oct 2015	4296	3861	1223	379	5361	2977677	11770	37939	119714	133188
Sep 2015	4108	3715	1456	318	5538	2299302	9559	43690	111467	123248
Aug 2015	3858	3506	1112	257	4588	1948430	7979	34475	108713	119613
Jul 2015	2820	2565	920	164	2150	1135278	5095	28531	79519	87424
Jun 2015	3753	3462	1540	161	1993	1220569	4845	46205	103878	112594
May 2015	3079	2863	1000	167	1629	1124660	4859	29004	83034	89311
Totals						21100202	66611	351670	1073503	1161209

Generated by Webalizer Version 2.23
v

Batesburg-Leesville Chamber of Commerce
Profit & Loss
January through December 2015

	Jan - Dec 15
Income	
2015 Christmas Parade	90.00
Accomodation Tax	5,562.50
Annual Auction	18,522.58
Annual Banquet	4,278.30
Annual Fashion Show	925.00
Blue Cross Blue Shield	3,752.41
Depot Income	61.75
Directory Sponsorship	1,425.00
Dues	29,786.44
Golf Tournament	8,454.63
Membership Meeting Income	747.50
Membership Meeting Sponsorship	250.00
Miscellaneous Income	980.00
Other Sponsorship Opportunities	100.00
Rental Income - 112 E Columbia	4,675.00
Taste of the Town Income	4,105.70
Uncategorized Income	15.05
Website	600.00
Total Income	84,331.86
Expense	
Advertising	365.73
Annual Auction Expense	3,558.12
Annual Banquet Expense	2,575.06
Bank Charges	993.22
Bank Transfer	2,820.00
Building Maintenance	540.00
Christmas Parade	1,220.93
Contributions Expense	500.00
Fashion Show Expense	876.08
Gas & Electric	2,019.52
Gifts	25.00
Golf Tournament Expense	2,945.10
Industry Appreciation	609.54
Insurance	1,530.70
Marketing	422.07
Meals	20.04
Membership Decals	369.87
Membership Directory	1,384.18
Membership Meeting Expenses	3,677.97
Misc Expense/Monthly Printing	689.89
Office & Yard Maintenance	480.00
Office Supplies	1,694.61
Organizational Dues	498.25
Payroll Expenses	26,500.00
Postage	636.92
Rent Expense	7,200.00
Ribbon Cuttings	70.43
Salary Benefits	5,500.00
Taste of the Town Expense	2,178.36
Tax Expense	
Unemployment Tax Expense	844.20
Tax Expense - Other	7,400.01
Total Tax Expense	8,244.21
Telephone Expenses	2,078.87
Water	253.12
Web Site	588.00
Total Expense	83,065.79
Net Income	**1,266.07**

County of Lexington
Accommodations Tax Fund
FY 2016/2017

JAN 2016
RECEIVED
LEXINGTON COUNTY
COUNCIL
LEXINGTON, S.C.

APPLICATION

1. Name of Project/Event: Lexington Visitors Center Operations

2. Sponsoring Organization: Greater Lexington Chamber & Visitors Center

   Mailing Address: PO Box 44 Lexington, SC 29071

3. Event/Project Director:

   Name Marvin Robinson Title Board Chairman

   Telephone 803-808-3156 Alternate Telephone 803-359-6113

   Fax Number 803-359-0634

   Email marvin.robinson@wellsfargo.com and melanie@lexingtonsc.org

4. Event Website: www.lexingtonsc.org

5. Event/Project Category (*Check One*):
   ○ Tourism, Advertising/Promotion - *see #10 for advertising/promotion sources*

   ◉ Tourism Related Expenditures: Visitor Center

6. Project Timeline: Beginning date July 2016 End date June 2017

7. Location of Project/Event: Visitor Center located at 311 West Main St Lexington,SC

8. Number of employees: #Full-time 5 #Part-time 1

9. Do you advertise outside a 50-mile radius? ■Yes ☐No

10. If yes to #9, please check all that apply to advertising sources outside of Lexington County:
    - ☐ Rack Cards - # distributed_____
    - ☐ Brochures - # distributed_____
    - ☐ Posters - # distributed_____
    - ☐ Magazine Ads - # ads_____ (list ads and distribution range on separate sheet)
    - ☐ Newspaper Ads - # ads _____(list newspapers and distribution range on separate sheet)
    - ☐ Television Ads - # ads_____ (list stations and viewing range on separate sheet)
    - ■ Radios Ads - # ads 291 (list stations and listener range on separate sheet)
    - ☐ Billboards - # ads_____(list number and location of billboards on separate sheet)
    - ■ Websites - # web pages other than primary website # 13 (list on separate sheet with target audience)
    - ☐ Other than listed above:_____ (list on separate sheet with target audience)

Listening Range

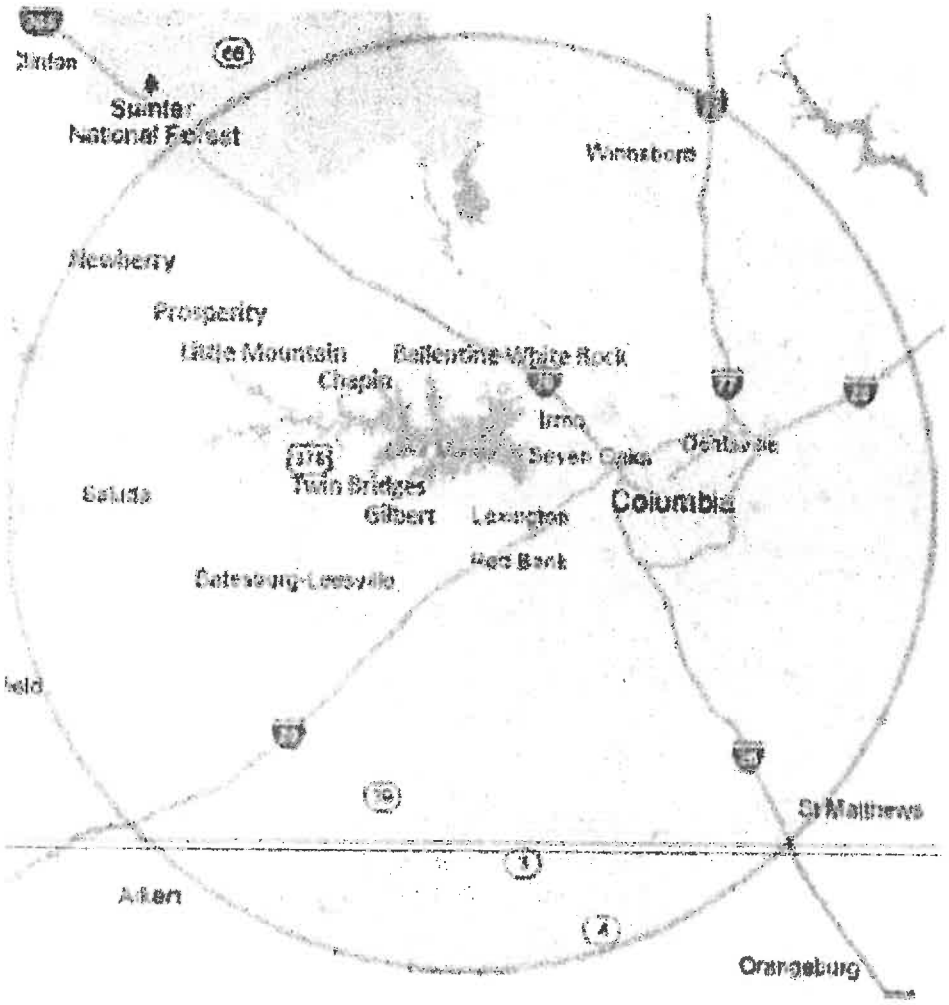

In addition to their regular broadcast coverage area, Z93 'The Lake' is also available via streaming audio at www.lakemurrayradio.com as well as an app for smartphones via Apple Store and Playstore.

Number 10 – Websites

1. Blog http://www.lexingtonsc.org/lexington-sc-community-news/
2. Restaurants http://lex.lexingtonsc.org/list/category/restaurants-268/
3. Farmers Market http://www.lexingtonsc.org/play/farmers-markets/
4. Lexington Parks http://www.lexingtonsc.org/play/parks-trails/
5. Hotels http://www.lexingtonsc.org/find-a-hotel-in-lexington-south-carolina/
6. History http://www.lexingtonsc.org/lovin-lexington/town-history/
7. Relocation http://www.lexingtonsc.org/relocate-your-family-to-lexington-sc/
8. Lexington County Living http://www.lexingtonsc.org/relocation-information/living-in-lexington-county/
9. Lake Life http://www.lexingtonsc.org/lovin-lake-murray/a-day-on-the-lake/
10. Festivals and Events http://www.lexingtonsc.org/play/festivals/
12. Jobs http://lex.lexingtonsc.org/jobs
13. Lexington Facts http://www.lexingtonsc.org/facts/

11. How many people do you expect to attend? n/a - does not apply to a visitor center

12. Of this number, how many are tourists? n/a (Tourists: "*People taking trips outside of their home communities for any purpose, except daily commuting to and from work.*") [SC Code of Laws, Chapter 6, Section 6-4-5 (4)].

13. List the methods used to track tourists:
- ■ Web page inquires - estimated inquires per month 11,283
- ■ Phone call inquiries - estimated phone calls per month 45
- ■ Brochure mailings - estimated brochures mailed per month 36
- ☐ Event ticket sales - estimated tickets sold per event
- ☐ Event registration - estimated registrants per event
- ☐ Hotel sales - estimated sales per event/per month
- ☐ License plates - estimated count per event
- ☐ Surveys - estimated number of responses per survey
- ■ Other than listed: walk-in visitors average more than 43 per month

14. **Must complete:** County accommodations funds are generated from the hotels in the unincorporated areas of the County. Please list the hotels and number of room nights you have used or plan to use for your event/project located in the unincorporated areas of Lexington County only:
n/a - does not apply to visitor center

15. Please indicate you have read: **Chapter 6, Sections 6-4-5 (4) and 6-4-10, SC Code of Laws, 1976**? ■Yes ☐No

16. Project Budget - **Request for funds must meet the requirements of Chapter 6, Section 6-4-10, SC Code of Laws, 1976, as amended.**

a. Estimated total cost of Project $ 96,250
b. Amount of Accommodations Funds requested for this Project: $ 24,500
c. This request equals what percent of the total Project/Event Budget? 25 %
d. List specifically what the funds will be used for and the estimated amount i.e. brochures - $1,500, etc.

17. Has your project or organization previously received Accommodations Tax Funds?
■Yes ☐No

a. If yes, state year 2015-16, amount $ 11,200, source Lexington County, and purpose: Lexington Visitors Center Operations

b. For each award year, did you expend 100% of the Accommodations Tax Funds you received?
■Yes ☐No

c. If no, please explain:

18. Type of Organization:

Please check one:

- ○ County
- ○ Municipal
- ○ Non-profit Organization
- ○ Community service club, church, etc.
- ○ 501(c) 3
- ◉ Other: 501 (c)(6) Chamber of Commerce & Visitors Center

Note: For-profit organizations are not eligible for Accommodations Tax Funds

19. Project description - please attach a report with the following information needed by the Tourism Expenditure Review Committee to be sure that the event/project was in accordance to Section 6-4-10 of the S.C. Code of Laws (***Use separate sheet for Project Description if needed***):

a. General description
b. State the benefit that this project will serve toward promoting tourism and the Lexington County Community
c. Total attendance to the event/project versus the number of total tourists in attendance
d. Economic impact generated by tourism to the event/project
e. Overall description of how the event/project attracts and promotes tourists to the area and specifically how the Accommodations Tax Funds were used to accomplish this
f. Additional comments:

See attached ✓

PLEASE NOTE: Applicant and/or representatives must be present during review process by the Accommodations Tax Advisory Board in order to be considered for funding.

Signature of Event/Project Director:

Marvin Robinson
Print Name

Board Chairman
Title

Signature

1/6/15
Date

Greater Lexington Chamber & Visitor Center

19 (a) Description of Project

The Greater Lexington Chamber and Visitors Center is the first stop for Lexington County visitors and tourists because it is located in the heart of the county – the county seat. This is generally where visitors and those interested in relocating to our county get information about area hotels, restaurants, events, and attractions. Located about three miles from I-20 and close to I-26, the Visitors Center is convenient to travelers/tourists coming to Lexington County.

The Visitors Center, as part of the Greater Lexington Chamber, is located on Main Street. The Visitors Center is almost 1,000 square feet. The building includes a 600-square-foot Board Room and 1,800 square-foot Community Room, providing opportunities for gatherings (family reunions, corporate events) for out-of-towners. Highly visible, ample parking and plentiful interior space has created opportunities to help out-of-town families and companies host parties and events. Photos of Lexington County attractions and landmarks are displayed to showcase its diversity and heritage.

This year, the Chamber successfully accomplished its mission of launching a newly designed website that was easier to navigate, aesthetically pleasing, mobile friendly and catered to the needs of visitors and new and current residents.

One of the two major sections of the website devoted to visitors is the "Eat, Stay & Play." The "Stay" subsection features all Lexington County hotels, listing them with links to their respective websites. Our chamber membership base of over 1,000 members routinely refers visitors to hotels/motels in our county. Through the "Play" section, visitors can find information on Lexington's festivals and events, golf courses, parks and walking trails, locations to shop, farmer's market, family activities and Lake Murray. Finally, the "Eat" section shows visitors a multitude of restaurants within Lexington County where they can dine, all of which are listed with their phone number and address.

The second area of lexingtonsc.org created with visitors in mind is the "Relocate" section. Located directly on the main menu of the website, this section provides those considering moving to Lexington with a brief description and history of our community, county demographics and economic statistics, government information, major healthcare facilities, important phone numbers and a list of employment opportunities submitted by local businesses. One of the most helpful portions of this section is titled "Relocate Your Family to Lexington," which lists major and personal services a family joining our community would need to find – housing and apartments, doctors and healthcare facilities, churches, pharmacies, schools, education programs, child care and more.

19 (b) Benefit to Tourism and Community

The Greater Lexington Chamber & Visitors Center helps promote tourism every day by providing individual attention to each visitor, telephone and electronic request. The current Visitors Center has brochures about Lexington County hotels, Lake Murray Vacation rental homes, attractions, restaurants, maps and up-to-date details about festivals, parades and sporting events. Walk-in visitors are helped with directions to local places of interest. Telephone calls and email inquiries come from people across the United States looking for information. Relocation packages have been mailed for 2015 covering the U.S. including Hawaii, Florida, New Hampshire, Wisconsin, Texas, Michigan and Illinois to highlight a few. The GLC&VC is staffed with people who are very familiar with the area and can help visitors quickly by phone, email or in person. More than 350 visitor bags were provided to 500 walk in guests in 2015.

Each year, the GLC&VC prepares 400 "Welcome to Lexington" bags to inform teachers attending the Lexington District One Recruitment Fair about the benefits of visiting and relocating in Lexington County. These bags contain brochures, coupons, and promotional items from local businesses.

19 (c) Number of Visitors

The knowledgeable and friendly staff helps hundreds of visitors each year who come through the Visitors Center. Telephone, mail and email requests come in daily from people planning to travel through or to Lexington County for a family, sporting or entertainment event.

A number of visitor and relocation information packets are mailed each year. A list of hotels and hotel brochures are included in the visitor and relocation packets. Potential new residents need hotel information for their visits to Lexington County while they decide where to relocate. With more than 100,000 unique visitors (11,283 average visitors per month) in 2015, the Greater Lexington Chamber and Visitors Center website, www.lexingtonsc.org, is a popular resource for visitors and new residents.

19 (d) Economic Impact

In recent years, the Greater Lexington Chamber and Visitors Center has become a more powerful voice for economic development and public policy in Lexington County as well as the midstate region. This influence has helped draw large corporations (examples: Amazon, Nephron Pharmaceuticals) to Lexington County. Those corporations, in turn, promote Lexington County to others.

Without the Greater Lexington Chamber and Visitors Center and its popular website, there would be a void of comprehensive information for and about visitor/tourist attractions in Lexington County. Additionally, our Visitors Center is a popular place for people to call or visit for information about the entire Lexington County area regarding attractions, lodging, restaurants, and events. The redesign of our website provides additional marketing and promotion of the entire county. Below is a list of the following pages (pre and post redesign) that received the most views in 2015.

1. Home Page
2. Restaurants
3. Festivals
4. Parks
5. Sports
6. Community Calendar
7. Relocate Your Family to Lexington

19 (e) Use of Accommodations Tax Funds

This year the Greater Lexington Chamber and Visitors Center is respectfully requesting $24,000 to support operating costs of our Visitor Center and website www.lexingtonsc.org.

The GLC&VC continues its commitment to Lexington County. With help from the Accommodations Tax Fund, we can expand our outreach to show others the many intriguing experiences and surprising attractions Lexington County offers.

County of Lexington
Accommodations Tax Fund
FY 2016/17

FUNDING SOURCES

Organization Name: GLC&VC

List of Funding Sources	Actual 2014/15	Current 2015/16	Estimated 2016/17
Membership	$ 269,141.00	$ 276,052.00	$ 275,000.00
Fundraising	$ 14,654.00	$ 19,000.00	$ 15,000.00
Accommodations Tax - County	$ 14,937.00	$ 15,000.00	$ 15,000.00
Accommodations Tax - Town	$ 63,915.00	$ 45,000.00	$ 45,000.00
Monthly Events	$ 68,575.00	$ 60,000.00	$ 60,000.00
Special Events	$ 139,021.00	$ 102,500.00	$ 115,000.00
Membership Services	$ 59,704.00	$ 61,000.00	$ 60,000.00
Miscellaneous	$ 521.00	$ 750.00	$ 750.00
	$ 630,468.00	$ 579,302.00	$ 585,750.00

County of Lexington
Accommodations Tax Fund
FY 2016/17

EXPENDITURES

Organization Name: GLC&VC

List of Expenditures	Actual 2014/15	Current 2015/16	Estimated 2016/17
Personnel	$ 380,320.00	$ 392,152.00	$ 395,000.00
Facilities	$ 58,659.00	$ 60,800.00	$ 60,000.00
Promotions/Advertising	$ 5,322.00	$ 5,500.00	$ 5,500.00
Digital Signs	$ 6,900.00		
Monthly Events	$ 20,482.00	$ 21,000.00	$ 21,000.00
Special Events	$ 51,825.00	$ 43,200.00	$ 45,000.00
Membership Services	$ 22,992.00	$ 21,950.00	$ 20,000.00
Operational Expense	$ 37,941.00	$ 34,700.00	$ 35,000.00
	$ 584,441.00	$ 579,302.00	$ 581,500.00

Clear Forms | Print Forms | Save Forms

County of Lexington
Accommodations Tax Fund
FY 2015/16 FINAL REPORT

I. PROJECT INFORMATION:

Organization Name: Greater Lexington Chamber & Visitors Center

Project/Event Name: Lexington Visitors Center Operations

Contact Name: Marvin Robinson Phone: 803-808-3156

II. PROJECT COMPLETION:

Were you able to complete the project/event as stated in your original application? ◉ Yes ○ No

If no, state any problems you encountered: _____

III. PROJECT SUCCESS:

Please share any additional comments regarding the project (e.g., lessons learned, successes, problems encountered, etc.):

IV. PROJECT ATTENDANCE:

Record numbers in table below as requested by the Tourism Expenditure Review Committee. Numbers are to reflect attendance and funds received for projects for current and previous years.

	FY2015/16 Current Year	2014/15 Previous Year
Total Budget of Event/Project	$88,425	$74,000
Amount Funded by the Lexington County Accommodations Tax Fund	$11,200	$11,750
Amount Funded by the Lexington County Accommodations Tax Funds from all Sources	$22,588	$23,741
Total Attendance		
Total Tourists*		

**Tourists are generally defined as those who travel 50 miles or more to attend.*

V. METHODS:

Please describe the methods used to capture the attendance data listed above (license plates, surveys, etc.): _____

VI. PROJECT BUDGET:

Attach a report indicating what project expenses were paid for using the Lexington County Accommodations Tax Funds for the fiscal year.

VII. ORGANIZATION SIGNATURE:

Provide signature of official with the organization verifying accuracy of above statements.

Melanie Sandor — Print Name

Financial & Operations Manager — Title

Signature

1-6-16 — Date

VI. Project Budget Report

Lexington County Accommodations Tax
FY 2015-2016

Greater Lexington Chamber and Visitors Center

Expenditures:

Personnel	$56,000.00
Facilities	$14,000.00
Dues/Website	$7,500.00
Supplies	$1,250.00
Telephone	$3,500.00
Postage/Printing	$1,000.00
Office Equipment/Lease	$3,000.00
Taxes/Insurance	$2,500.00
Interest	$7,500.00
Total	$96,250.00

Less Accommodations Tax received:

Lexington County FY 15/16	$11,200.00
Town of Lexington FY 15/16	$22,588.00

Balance of Operation Expenses $62,462.00

(These numbers are based on percentages of our total budget and are actual expenses related to the operation of the Greater Lexington Visitors Center.)

County of Lexington
Accommodations Tax Fund
FY 2016/2017

JAN 2016
RECEIVED
LEXINGTON COUNTY
COUNCIL
LEXINGTON, S.C.

APPLICATION

1. Name of Project/Event: Greater Cayce West Columbia Visitor Center

2. Sponsoring Organization: Same

   Mailing Address: 1006 12th Street Cayce, SC 29033

3. Event/Project Director:

   Name John Banks Title Director of Tourism

   Telephone 803-794-6504 Alternate Telephone 803-665-7620

   Fax Number 803-794-6505

   Email wmvisitorcenter@aol.com

4. Event Website: visitcaycewestcolumbia.com

5. Event/Project Category (*Check One*):
   ○ Tourism, Advertising/Promotion - *see #10 for advertising/promotion sources*

   ◉ Tourism Related Expenditures: Promotions and Operating visitor center.

6. Project Timeline: Beginning date 7/1/2016 End date 6/30/2017

7. Location of Project/Event: GCWC Visitor Center 1006 12th St. Cayce, SC 29033

8. Number of employees: #Full-time _____ #Part-time 2

9. Do you advertise outside a 50-mile radius? ■Yes ☐No

10. If yes to #9, please check all that apply to advertising sources outside of Lexington County:
    - ■ Rack Cards - # distributed 4,405
    - ■ Brochures - # distributed 7,450
    - ☐ Posters - # distributed _____
    - ■ Magazine Ads - # ads 8 (list ads and distribution range on separate sheet)
    - ■ Newspaper Ads - # ads 5 (list newspapers and distribution range on separate sheet)
    - ☐ Television Ads - # ads _____ (list stations and viewing range on separate sheet)
    - ☐ Radios Ads - # ads _____ (list stations and listener range on separate sheet)
    - ■ Billboards - # ads 2 (list number and location of billboards on separate sheet)
    - ■ Websites - # web pages other than primary website #7 (list on separate sheet with target audience)
    - ☐ Other than listed above: _____ (list on separate sheet with target audience)

11. How many people do you expect to attend? N/A

12. Of this number, how many are tourists? All (Tourists: "*People taking trips outside of their home communities for any purpose, except daily commuting to and from work.*") [SC Code of Laws, Chapter 6, Section 6-4-5 (4)].

13. List the methods used to track tourists:
    - ■ Web page inquires - estimated inquires per month 2465
    - ■ Phone call inquiries - estimated phone calls per month 63
    - ■ Brochure mailings - estimated brochures mailed per month 127 Mail and Email
    - ☐ Event ticket sales - estimated tickets sold per event
    - ☐ Event registration - estimated registrants per event
    - ☐ Hotel sales - estimated sales per event/per month
    - ☐ License plates - estimated count per event
    - ☐ Surveys - estimated number of responses per survey
    - ☐ Other than listed:

14. **Must complete:** County accommodations funds are generated from the hotels in the unincorporated areas of the County. Please list the hotels and number of room nights you have used or plan to use for your event/project located in the unincorporated areas of Lexington County only:
    We are a marketing wing and servicing group and do not actually book rooms. We do help the Tartan Day South Festival by placing their entertainers and Judges in The Clairion estimating around 25 room nights. We also help by booking their car show participants in The Wingate estimated 60 room nights.

15. Please indicate you have read: **Chapter 6, Sections 6-4-5 (4) and 6-4-10, SC Code of Laws, 1976**? ■Yes ☐No

16. Project Budget - **Request for funds must meet the requirements of Chapter 6, Section 6-4-10, SC Code of Laws, 1976, as amended.**
    a. Estimated total cost of Project $64,915
    b. Amount of Accommodations Funds requested for this Project: $13,000
    c. This request equals what percent of the total Project/Event Budget? 20 %
    d. List specifically what the funds will be used for and the estimated amount i.e. brochures - $1,500, etc. Billboards, Web and Print ads.

17. Has your project or organization previously received Accommodations Tax Funds?
    ■Yes ☐No

    a. If yes, state year All, amount $_____, source _____, and purpose:

    b. For each award year, did you expend 100% of the Accommodations Tax Funds you received?
    ☐Yes ■No

    c. If no, please explain: A small portion is carried over for operations in July.

18. Type of Organization:

Please check one:

- ○ County
- ○ Municipal
- ◉ Non-profit Organization
- ○ Community service club, church, etc.
- ○ 501(c) 3
- ○ Other:_____

Note: For-profit organizations are not eligible for Accommodations Tax Funds

19. Project description - please attach a report with the following information needed by the Tourism Expenditure Review Committee to be sure that the event/project was in accordance to Section 6-4-10 of the S.C. Code of Laws (***Use separate sheet for Project Description if needed***):

a. General description
b. State the benefit that this project will serve toward promoting tourism and the Lexington County Community
c. Total attendance to the event/project versus the number of total tourists in attendance
d. Economic impact generated by tourism to the event/project
e. Overall description of how the event/project attracts and promotes tourists to the area and specifically how the Accommodations Tax Funds were used to accomplish this
f. Additional comments: see attached ✓

PLEASE NOTE: Applicant and/or representatives must be present during review process by the Accommodations Tax Advisory Board in order to be considered for funding.

Signature of Event/Project Director:

John R. Banks	Director of Tourism
Print Name	Title
John R. Banks	January 8, 2015
Signature	Date

County of Lexington
Accommodations Tax Fund
FY 2016/17

FUNDING SOURCES

Organization Name: Greater Cayce West Columbia Visitor's Center

List of Funding Sources	Actual 2014/15	Current 2015/16	Estimated 2016/17
City of Cayce	$ 18,000.00	$ 18,000.00	$ 18,000.00
City of West Columbia	$ 28,478.00	$ 26,000.00	$ 26,000.00
Lexington County	$ 13,212.00	$ 13,000.00	$ 13,000.00
Carry Over from Previous Year	$ 12,282.00	$ 8,692.00	$ 8,000.00
	$ 71,972.00	$ 65,692.00	$ 65,000.00

County of Lexington
Accommodations Tax Fund
FY 2016/17

EXPENDITURES

Organization Name: Greater Cayce West Columbia Visitor's Center

List of Expenditures	Actual 2014/15	Current 2015/16	Estimated 2016/17
Web Advertisimg	$ 4,592.00	$ 2,789.00	$ 8,000.00
Print Advertising	$ 6,390.00	$ 3,390.50	$ 8,000.00
Billboard	$ 6,624.00		$ 3,000.00
Printing	$ 2,000.00		$ 1,000.00
Web Hosting	$ 1,068.00	$ 933.00	$ 1,000.00
Web Construction	$ 3,300.00		
Signage	$ 259.00		
Office Supplies	$ 1,192.00	$ 488.00	$ 400.00
Continuing Education Expense	$ 940.00		$ 700.00
Rent	$ 600.00	$ 600.00	$ 600.00
Payroll	$ 30,930.00	$ 15,840.00	$ 31,600.00
Taxes and Admnistrative Fees	$ 4,127.00	$ 2,162.00	$ 4,200.00
GeoCacheing Project	$ 896.00		
Postage	$ 361.00	$ 62.00	$ 500.00
Carryover	$ 8,693.00		$ 6,000.00
	$ 71,972.00	$ 26,264.50	$ 65,000.00

Clear Forms Print Forms Save Forms

County of Lexington
Accommodations Tax Fund
FY 2015/16 FINAL REPORT

I. PROJECT INFORMATION:

Organization Name: Greater Cayce West Columbia Visitor Center

Project/Event Name: Greater Cayce West Columbia Visitor Center

Contact Name: John Banks Phone: 803-794-6504

II. PROJECT COMPLETION:

Were you able to complete the project/event as stated in your original application? ⦿ Yes ○ No

If no, state any problems you encountered: _____

III. PROJECT SUCCESS:

Please share any additional comments regarding the project (e.g., lessons learned, successes, problems encountered, etc.):
Our continued growth in Web traffic

IV. PROJECT ATTENDANCE:

Record numbers in table below as requested by the Tourism Expenditure Review Committee. Numbers are to reflect attendance and funds received for projects for current and previous years.

	FY2015/16 Current Year	2014/15 Previous Year
Total Budget of Event/Project	$65,692	$71,972
Amount Funded by the Lexington County Accommodations Tax Fund	$13,000	$13,000
Amount Funded by the Lexington County Accommodations Tax Funds from all Sources		
Total Attendance		
Total Tourists*		

**Tourists are generally defined as those who travel 50 miles or more to attend.*

V. METHODS:

Please describe the methods used to capture the attendance data listed above (license plates, surveys, etc.): _____

VI. PROJECT BUDGET:

Attach a report indicating what project expenses were paid for using the Lexington County Accommodations Tax Funds for the fiscal year.

VII. ORGANIZATION SIGNATURE:

Provide signature of official with the organization verifying accuracy of above statements.

John R. Banks
Print Name

Director of Tourism
Title

John R. Banks
Signature

January 8, 2015
Date

Question 10 Distribution Information:

Newspaper Ads: 5

Charlotte Observer 2 Ads Supporting the Bluegrass Festival

9/27/2015, 10/2/2015

The Charlotte Observer quotes 275,000 readers per day

Atlanta Journal Constitution 2 Ads Supporting Congaree Bluegrass Festival

9/25/2015, 9/27/2015 (Sunday)

The Atlanta Journal Constitution quotes 525,000 readers per day and 1,000,000 on Sundays

Atlanta Journal Constitution 1 Ad Supporting "Got to get out of the Town" Campaign

Sunday Sumer Travel Feature Section 7/27/2014

The Atlanta Journal Constitution quotes 1,000,000 on Sundays

Magazine Ads: 8

Charlotte Observer Living Here Annual Magazine ¼ page Ad July 2015

Supporting "Got to get out of this town, Pack light and Enjoy"

400,000 Magazines Produced 150,00 distributed to subscribers (1 Year Shelf Life)

Sports Destination Magazine 2/3 Page ad March 2015 Magazine

25,000 are distributed to all sports Tournament Planners and Directors all over the United States

Canoe and Kayak Magazine ½ Page ad in June 2015 Issue

74,000 Monthly Subscribers with another 100,000 on Newsstands

Kayak Fish Magazine ½ Page ad in Summer 2015 Issue

21,000 Monthly Subscribers with another 60,000 on Newsstands

Southern Travel & Lifestyles 3 Full Page Bi-Monthly ads

December/January , February/March, April/May

Magazine has 200,000 Digital Subscribers and Circulates another 300,000 hard copies

Scottish Banner Half Page ad on Center Page month of March 2015

In support of Tartan Day South Festival 230,000 United State Subscribers

Billboards: 2 (12 Month Each)

Locations on I – 95 Northbound Mile Marker 78 Northbound Mile Marker 63

Website Ads: 7

Charlotteobserver.com 125,000 Impressions run of site (Bluegrass Festival)

One Week 9/27/2015 – 10/1/2015

540,000 page views per day

Southerntravelusa.com 6 Month Banner ad on their Web Site December – May 2014-2015

42,456 Unique Visitors Per Month

Canoekayak.com 80,000 Banner Impressions front page Per month June, July and August 2015

Geo-targeted to FL, GA, SC, NC, VA, TN, AL, WV, KY, MS 210,00 Unique Visitors Per Month

Kayakfishmag.com 80,000 Banner Impressions front page Per month June, July and August 2015

Geo-targeted to FL, GA, SC, NC, VA, TN, AL, WV, KY, MS 90,000 Unique Visitors Per Month

Sportsdestinations.com Side Banner ad on home page for the month of March

8,000 Unique visitors per month

Ajc.com 400,000 Impressions on the Living Channel page for two weeks in 7/27 -8-10 2015

3,000,000 page views per day

Scottishbanner.com Banner ad front page for 1 Month (March 2015)

420,000 Unique Visitors per month

Greater Cayce West Columbia Visitors Center Answers to Question 19

A. General Description

The Greater Cayce West Columbia Visitors Center (GCWCVS) is a full time Visitors Center providing information to travelers about Lexington County. We also promote the attractions in our area regionally and nationally. We promote activities and festivities that draw tourists in an attempt to promote overnight stays form visitors outside our area. We try to package our attractions with our central location for a great place to stay as a destination or a stop through.

B. State the benefit that this project will serve toward promoting tourism and the Lexington County Community

The GCWCVS works in many ways to promote tourism in our County. We act as an on the ground service office close to the airport and downtown. We provide information, maps, and brochures to newly arriving visitors with our central location.

We also act as an advertising wing for the areas we serve. We reach out through our web, newspaper, and magazine advertising telling the benefits of a stay in our area. We promote pooling the attractions and our natural resources as well as specific festival and event ads to sell a broader environment for their stay. We attempt to create a destination with the pool of our attractions and create a picture the traveler may not know is available.

We work exclusively outside the 50 mile radius to draw in visitors for overnight stays stating a wide variety of activities available within minutes of our Center. We provide full information about hotels, dining, and shopping as well as our attractions.

C. Total attendance to the event/project versus the number of total tourists in attendance

This is very difficult to answer because we are not a specific event or project. We provide out of state newspaper advertising (Charlotte Observer and Atlanta Journal Constitution) for Cayce's Blue Grass Festival and to a smaller extent Tartan Day South. Those events pulled in over 12,000 attendees with an estimated 1,300 patrons from out of state, and another 1,900 coming from 49 cities in South Carolina outside of 50 miles of Lexington County. We worked this year with Tartan Day South that drew visitors from 24 states.

Much of our advertising is for a complete visit to our area. We do not book rooms through our site, but do pass travelers through to our local hotels sites for booking. Those numbers are hard to quantify. We did have over 21 % of the visitors to our web site click through to one of our hotel reservation pages.

D. Economic impact generated by tourism to the event/project

Our goal at GCWCVS is to serve and promote. It is very difficult gather the numbers to measure our impact. With over 5,000 unique visitors to our web site each month, we know we have upped our visibility through our efforts.

E. Overall description of how the event/project attracts and promotes tourists to the area and specifically how the Accommodations Tax Funds were used to accomplish this

Accommodations Tax Funds are the basis of our funding to provide the services and advertising that we create. The funds we receive from the county and the municipalities are all of our operating funds. We use all of those funds to accomplish the task of promoting tourism in our area through hands on servicing and placing advertisements in areas that would promote distance travel. We attempt to promote enough activities to require a visitor to stay multiple days.

We accomplish this with a number of tools and advertising opportunities. We believe our web tools and presence lead the way in our efforts to educate outsiders of the benefits of a visit to our area. Our advertising reaches a wide variety of travelers outside 50 miles.

2015 Final Report

Our goal at the center is to service our visitors by providing information on options for lodging, entertainment, and dining. Our second goal is to present new ideas to attract visitors to our area via advertising in media that our other area partners are not. We try to pitch our area as a great weekend get-a-way in the large drive time markets near us Charlotte and Atlanta.

We accomplish this with a number of tools and advertising opportunities. We believe our web tools are our biggest aide in our efforts to educate outsiders of the benefits of a visit to our area. We totally revamped our web site in 2015 and it has shown immediate dividends.

Our unique visitors to our site are solidly over 5,000 per month. Our most visited page each month is our accommodations page followed by restaurants and river sports. Our goal is to provide much more detailed information about our hotels with links to their main sites for reservations. We have a small write up about each of our restaurants describing the type of menu, décor, and links to, or menus on site. We promote a constantly updated "things to do" area which highlights local theater, concerts, and events which can be reached within 15 minutes from our area.

We started a project in conjunction with the Columbia CVB creating a Geo Caching tour through our area. Geo Caching is a world-wide phenomenon where travelers seek unique sites through GPS locations and collect information on a trail. Once completing the trail they receive a medallion. These trails have shown tremendous success in drawing travelers all over the world and many in South Carolina. This brought visitors directly into our center from 13 states in the spring.

We continued two large ad campaigns in 2015 targeting our river sports with outstanding success. Our contracts for Internet ads were with Canoe & Kayak web and Kayakfishmag.com running banner ads. Both sites provided solid traffic during the ad periods. Most of the visitors toured more than three pages on our site per visit. We believe that the river sports are a sellable commodity. The success we had reported from Palmetto Outdoors and Adventure Carolina outfitters was a great report that these ads are producing real dollars in our community.

We also ran an ad in Sports Destination Magazine featuring the many youth and adult sports facilities. This ad was promoting the many activities you can enjoy during your tournament stay. Many of these tournaments are mini vacations for families. We try to paint our area as multifaceted recreation for our tournament families.

We continued an area of success in 2015 by helping in promote local festivals outside our area. We provide out of state newspaper advertising (Charlotte Observer and Atlanta Journal Constitution) for Cayce's Blue Grass Festival. We worked this year with Tartan Day South that drew visitors from 24 states and an estimated 3,200 from outside 50 miles.

We created a simple ad campaign for the Atlanta and Charlotte markets. The "Got to get out of this town" campaign was meant to promote stays in our area that are a short drive time from those two cities. We used our buying power with the two newspapers to place two unique ads. We ran an ad in an annual magazine produced by the Charlotte Observer "Living Here". The great thing is the life of this publication, one year. In the AJC we ran a large ad in the Sunday travel section. These are ways we reach out uniquely to bring in new visitors.

We are in the mist of producing all new literature because of the name change that occurred here in the summer of 2014. We are adding a piece highlighting all the activities and location on the rivers in our area. This will be a fun cartoonish map to show a light and pure fun side of our best resource. There are two new pieces headed to the printers in February.

Our main and only goal is to attract and promote our area as a tourism stop. One of the main focuses of the GCWCVS is to educate the outlying public about the beauty and many activities that are available on a stay here. We attempt to tell the story to as many travelers who are looking for an affordable diverse community to visit. There are areas where you can paddle a Kayak down class four rapids in the afternoon and see an outstanding production of a musical or play that same evening and travel a total of five miles to do both. We are attacking this market with print and internet reach. This gives us an outlet to promote the County as a destination.

The Accommodation Tax dollars are the sole source of funding for the center. These are the dollars that allow us to reach out with advertising and produce maps and brochures that sell our area. The A-Tax dollars help us design and place ads outside 50 miles that draw visitors from all over the southeast and the country. We greatly appreciate the funding that the County has provided. We are working on unique marketing programs to highlight our strengths to those who share in those same interests.

Greater Cayce West Columbia Visitors Center

2014-2015 Year End Financial Statement

6/30/2015

Expenses	**Expenses**
Printing Cost (Brochures)	$ 2,000.00
Billboard	$ 6,624.32
Web Upgrade	$ 3,300.00
Signage Office	$259.32
Social Media Consultant	
Rent	$ 600.00
Web Advertising	$ 4,592.00
Print Advertising	$ 6,390.00
Yellow Pages	
Internet Amount (Website)	$ 1,068.00
Food and Entertainment	
Promotional Products	
Postage	$ 361.19
Directors Pay	$ 28,600.00
Assistants Pay	$ 2,330.00
Taxes, Payroll Fees, 401K	$ 4,127.40
Membership Fees	
Geo Cacheing	$ 896.00
Office Supplies	$ 1,191.44
Bank Charges	
Trade Show Expense	$ 940.49
Carry Over	
Total Expenses	**$ 63,280.16**
Carry Over to 2015/2016	$ 8,692.99

Revenues Committed	
Cayce	$18,000.00
West Columbia	$ 18,000.00
	$ 10,000.00
Lexington County * 13,500	$ 13,000.00
Total Commitments	**$59,000.00**
Carry Over from 6/30/ 2014	$ 12,282.47
	$71,282.47

Carry Over		$ 12,282.47
City of West Columbia	17-Jul	$10,000.00
Lexington Cty	11-Aug	$3,500.00
City of Cayce	16-Aug	$ 18,000.00
City of West Columbia	25-Nov	$ 6,478.18
Lexington Cty	25-Nov	$ 3,237.50
Lexington Cty	21-Feb	$ 3,237.50
Lexington Cty	13-May	$ 3,237.50
West Columbia	13-May	$12,000.00
		$ 71,973.15

5TH ANNUAL

TARTAN DAY SOUTH

HIGHLAND GAMES & CELTIC FESTIVAL

TARTAN DAY SOUTH 2015 BY THE NUMBERS

10,639 TOTAL ATTENDEES OVER 4 DAYS

1166 ZIP CODES WERE COLLECTED ONLY ON SATURDAY MARCH 28TH, 2015

ALL ZIP CODES WERE COLLECTED FROM PATRONS OF THE EVENT. (NO VENDORS, ARTISTS, OR EXHIBITORS)

ATTENDEES FROM 163 CITIES AND TOWNS

196 ZIP CODES COLLECTED FROM OUTSIDE OF SC

ESTIMATED 1,300 PATRONS (TOURISTS) OUTSIDE SC

TOURISTS FROM 78 CITIES IN 24 STATES AND 3 FOREIGN COUNTRIES (SCOTLAND, GERMANY, AND IRELAND)



970 ZIP CODES WERE COLLECTED FROM 85 DIFFERENT CITIES IN SOUTH CAROLINA

256 ZIP CODES FROM 49 CITIES IN SOUTH CAROLINA OUTSIDE OF 50 MILES OF LEXINGTON COUNTY

ESTIMATED 1,900 PATRONS (TOURISTS) OUT SIDE 50 MILES OF LEXINGTON COUNTY

TARTAN DAY SOUTH 2015 ECONOMIC IMPACT

$1.35 MILLION DOLLARS ON THE LOCAL ECONOMY

BASED ON SCPRT FORMULAS

Tartan Day South 2015 Visitors 78 Cities in 24 States and 3 Foreign Countries

Georgia

MABLETON GA
PEACHTREE CITY GA
TALMO GA
HARTWELL GA
WINTERVILLE GA
EVANS GA
GROVETOWN GA
HEPHZIBAH GA
THOMSON GA
WAYNESBORO GA
AUGUSTA GA
ATLANTA GA
ROSWELL GA
BLOOMINGDALE GA
POOLER GA
SAVANNAH GA

Florida

JACKSONVILLE FL
PENSACOLA FL
GAINESVILLE FL
PALM BAY FL
JUPITER FL
PALM BEACH FL
CAPE CORAL FL

Alabama

MADISON AL

Tennessee

CLEVELAND TN
JOHNSON CITY TN
COLLIERVILLE TN

Kentucky

CALVERT CITY KY

Indiana

AVON IN
INDIANAPOLIS IN

Michigan

NASHVILLE MI

Iowa

ESTHERVILLE IA

Wisconsin

HARTLAND WI
CAMBRIDGE WI
MANITOWOC WI

Illinois

ELMHURST IL

Louisiana

NEW LLANO LA

Texas

WHITNEY TX

California

FOLSOM CA

Massachusetts

LEOMINSTER MA
MELROSE MA

North Carolina

SANFORD NC
CARY NC
HARRISBURG NC
KINGS MOUNTAIN NC
LINCOLNTON NC
MATTHEWS NC
MOORESBORO NC
CHARLOTTE NC
FORT BRAGG NC
FAYETTEVILLE NC
HICKORY NC
CRESTON NC
BREVARD NC
ROSMAN NC
GERMANTON NC

New York

EDEN NY
KODAK OFFICE NY
ROCHESTER NY

Pennsylvania

MAYTOWN, PA
HAVERTOWN PA
DOWNINGTOWN PA

West Virginia

ROCK WV
ADRIAN WV

Virginia

EVINGTON VA

Ohio

THORNVILLE OH
CLEVELAND OH
SOMERSET OH
BRECKSVILLE OH
BUCYRUS OH
SANDUSKY OH
WEST CHESTER OH
XENIA OH

New Hampshire

MANCHESTER NH

Maine

HAMPDEN ME

Maryland

BETHESDA MD
BALTIMORE MD

Countries Outside USA

Ireland

DURRY CITY

Scotland

EDINBOROUGH

Germany

Munich

South Carolina Cities Represented at TDS 2015

BATESBURG SC
BETHUNE SC
BISHOPVILLE, SC
LEXINGTON SC
BLYTHEWOOD SC
CAMDEN SC
CAYCE SC
CHAPIN SC
COPE SC
DALZELL SC
EASTOVER SC
ELGIN SC
ELLOREE SC
GASTON SC
GILBERT SC
HOPKINS SC
IRMO SC
KERSHAW SC
LITTLE MOUNTAIN SC
LUGOFF SC
NEESES SC
NEWBERRY SC
NORTH SC
ORANGEBURG SC
PEAK, SC
PELION SC
PINEWOOD SC
PROSPERITY SC
REMBERT SC
RIDGE SPRING SC
RIDGEWAY SC
ROWESVILLE SC
SAINT MATTHEWS SC
SALUDA SC
SPRINGFIELD SC
SUMTER SC
SHAW AFB SC
SWANSEA SC
WAGENER SC
WEDGEFIELD SC
WEST COLUMBIA SC
WESTVILLE SC
WINNSBORO SC
COLUMBIA SC

FOREST ACRES SC
CAMPOBELLO SC
KINARDS SC
HILTON HEAD,SC
LYMAN SC
WELLFORD SC
WOODRUFF SC
CHARLESTON SC
NORTH CHARLESTON SC
CROSS SC
GOOSE CREEK SC
HUGER SC
LADSON SC
MOUNT PLEASANT SC
SUMMERVILLE SC
WADMALAW ISLAND SC
FLORENCE SC
EFFINGHAM SC
HARTSVILLE SC
KINGSTREE SC
MARION SC
MYRTLE BEACH SC
PAWLEYS ISLAND SC
GREENVILLE SC
RIDGELAND, SC
ANDERSON SC
GREER SC
HONEA PATH SC
IVA SC
MAULDIN, SC
NEWRY SC
NINETY SIX SC
PIEDMONT SC
SIMPSONVILLE SC
TAYLORS SC
CHESTER SC
FORT MILL SC
LANCASTER SC
ROCK HILL SC
AIKEN SC
BLACKVILLE SC
GREENWOOD SC
WILLISTON SC
NORTH AUGUSTA SC

County of Lexington
Accommodations Tax Fund
FY 2016/2017

JAN 2016
RECEIVED
LEXINGTON COUNTY
COUNCIL
LEXINGTON, S.C.

APPLICATION

1. Name of Project/Event: Marketing Lexington County to Convention Groups & Tourists

2. Sponsoring Organization: Columbia Metropolitan Convention & Visitors Bureau

   Mailing Address: 1101 Lincoln St. Columbia, SC 29201

3. Event/Project Director:

   Name Kelly Barbrey Title VP of Sales & Marketing

   Telephone 803-545-0018 Alternate Telephone 803-545-0008

   Fax Number 803-545-0013

   Email kbarbrey@columbiaauthority.com

4. Event Website: www.experiencecolumbia.com

5. Event/Project Category (*Check One*):
   - ◉ Tourism, Advertising/Promotion - *see #10 for advertising/promotion sources*
   - ○ Tourism Related Expenditures: _____

6. Project Timeline: Beginning date 7/1/2016 End date 6/30/2017

7. Location of Project/Event: Lexington County and the entire Columbia region

8. Number of employees: #Full-time 18 #Part-time 2

9. Do you advertise outside a 50-mile radius? ■ Yes ☐ No

10. If yes to #9, please check all that apply to advertising sources outside of Lexington County:
    - ☐ Rack Cards - # distributed _____
    - ■ Brochures - # distributed 160,000
    - ☐ Posters - # distributed _____
    - ■ Magazine Ads - # ads 33 (list ads and distribution range on separate sheet)
    - ■ Newspaper Ads - # ads 55 (list newspapers and distribution range on separate sheet)
    - ■ Television Ads - # ads 13.8M impr. (list stations and viewing range on separate sheet)
    - ☐ Radios Ads - # ads _____ (list stations and listener range on separate sheet)
    - ■ Billboards - # ads 15 (list number and location of billboards on separate sheet)
    - ■ Websites - # web pages other than primary website # 1 (list on separate sheet with target audience)
    - ■ Other than listed above: Digital advertising,SEO and SEM, and social media (list on separate sheet with target audience)

11. How many people do you expect to attend? 14.5 million overnight and day visitors

12. Of this number, how many are tourists? 5.4 million (Tourists: "*People taking trips outside of their home communities for any purpose, except daily commuting to and from work.*") [SC Code of Laws, Chapter 6, Section 6-4-5 (4)].

13. List the methods used to track tourists:
    - ■ Web page inquires - estimated inquires per month 80,877 approx. web visitors monthly
    - ☐ Phone call inquiries - estimated phone calls per month
    - ☐ Brochure mailings - estimated brochures mailed per month
    - ☐ Event ticket sales - estimated tickets sold per event
    - ☐ Event registration - estimated registrants per event
    - ■ Hotel sales - estimated sales per event/per month 285 rooms per month in Lex. cty. from conv
    - ☐ License plates - estimated count per event
    - ☐ Surveys - estimated number of responses per survey
    - ■ Other than listed: Economic impact study on travel to Columbia SC by Tourism Economics

14. **Must complete:** County accommodations funds are generated from the hotels in the unincorporated areas of the County. Please list the hotels and number of room nights you have used or plan to use for your event/project located in the unincorporated areas of Lexington County only:
    Best Western Inn & Suites - 360; Clarion Inn & Suites Harbison I-26: 215;
    Hampton Inn I-26 Airport - 450; Microtel Inn & Suites Columbia Harbison: 20
    Ramada Limited Lexington - 120; Doubletree - 1800
    TOTAL: 3,415 Convention Rooms (does not include leisure rooms)

15. Please indicate you have read: **Chapter 6, Sections 6-4-5 (4) and 6-4-10, SC Code of Laws, 1976**? ■Yes ☐No

16. Project Budget - **Request for funds must meet the requirements of Chapter 6, Section 6-4-10, SC Code of Laws, 1976, as amended.**
    a. Estimated total cost of Project $ 4,491,700.00
    b. Amount of Accommodations Funds requested for this Project: $ 75,000
    c. This request equals what percent of the total Project/Event Budget? Less than 2 %
    d. List specifically what the funds will be used for and the estimated amount i.e. brochures - $1,500, etc. Advertising, marketing, promotions

17. Has your project or organization previously received Accommodations Tax Funds?
    ■Yes ☐No

    a. If yes, state year FY 14-15, amount $ 10000, source A-Tax, and purpose: Tourism Advertising/Promotion

    b. For each award year, did you expend 100% of the Accommodations Tax Funds you received?
    ■Yes ☐No

    c. If no, please explain:

18. Type of Organization:

Please check one:

- ○ County
- ○ Municipal
- ○ Non-profit Organization
- ○ Community service club, church, etc.
- ○ 501(c) 3
- ◉ Other: Destination Marketing Organization (non-profit)

Note: For-profit organizations are not eligible for Accommodations Tax Funds

19. Project description - please attach a report with the following information needed by the Tourism Expenditure Review Committee to be sure that the event/project was in accordance to Section 6-4-10 of the S.C. Code of Laws (***Use separate sheet for Project Description if needed***):

a. General description
b. State the benefit that this project will serve toward promoting tourism and the Lexington County Community
c. Total attendance to the event/project versus the number of total tourists in attendance
d. Economic impact generated by tourism to the event/project
e. Overall description of how the event/project attracts and promotes tourists to the area and specifically how the Accommodations Tax Funds were used to accomplish this
f. Additional comments: Please see attached for responses. ✓

PLEASE NOTE: Applicant and/or representatives must be present during review process by the Accommodations Tax Advisory Board in order to be considered for funding.

Signature of Event/Project Director:

Kelly Barbrey
Print Name

VP of Sales & Marketing
Title

Kelly Barbrey
Signature

1/7/16
Date

County of Lexington
Accommodations Tax Fund
FY 2016/17

FUNDING SOURCES

Organization Name: Columbia Metropolitan CVB

List of Funding Sources	Actual 2014/15	Current 2015/16	Estimated 2016/17
City of Columbia A-Tax (902)	$ 2,105,496.53	$ 1,650,000.00	$ 1,650,000.00
Richland County A-Tax (902)	$ 166,000.00	$ 166,000.00	$ 166,000.00
Cayce A-Tax (902)	$ 500.00	$ 1,000.00	$ 2,000.00
Lexington County A-Tax (902)	$ 18,000.00	$ 10,000.00	$ 75,000.00
Richland County H-Tax (902)	$ 60,000.00	$ 24,091.00	$ 60,000.00
Richland County General Fund (902)	$ 0.00	$ 50,911.00	$ 0.00
Town of Lexington (902)	$ 6,000.00	$ 5,970.00	$ 6,500.00
City of West Columbia (902)	$ 0.00	$ 4,000.00	$ 5,000.00
Visitors Center Merchandise (902)	$ 2,067.44	$ 2,500.00	$ 2,500.00
Interest Earned (902)	$ 110.37	$ 500.00	$ 500.00
Marketing for Miss SC Pageant (902)	$ 25,000.00	$ 0.00	$ 0.00
Destination Marketing Fee (905 Private Hotel Funds)	$ 1,064,259.57	$ 1,400,000.00	$ 1,400,000.00
Cooperative Marketing (905 Co-op Partner Payments)	$ 114,157.54	$ 125,000.00	$ 125,000.00
Visitors Guide Ad Sales (905)	$ 109,230.50	$ 125,000.00	$ 125,000.00
aRes Ticket Sales, Commissions and Misc. (905)	$ 14,662.68	$ 11,200.00	$ 11,200.00
SCPRT Destination Specific Marketing Grant (905)	$ 591,500.00	$ 830,750.00	$ 850,000.00
Governor's Carolighting Grant - SCPRT	$ 0.00	$ 12,384.00	$ 12,384.00
Appropriation PY Unassigned net position (902 CVB)	$ 0.00	$ 332,591.00	$ 0.00
	$ 4,276,984.63	$ 4,751,897.00	$ 4,491,084.00

County of Lexington
Accommodations Tax Fund
FY 2016/17

EXPENDITURES

Organization Name: Columbia Metropolitan CVB

List of Expenditures	Actual 2014/15	Current 2015/16	Estimated 2016/17
Salaries, Benefits and Contract Labor (902 - CVB)	$ 593,546.16	$ 571,112.00	$ 571,112.00
Operating Expenses (902- CVB)	$ 78,174.08	$ 117,817.00	$ 117,817.00
Media Outreach/Public Relations (902 - CVB)	$ 4,047.64	$ 0.00	$ 0.00
Authority Support (902 CVB)	$ 378,581.06	$ 397,590.00	$ 397,590.00
Collateral Materials (902 - CVB)	$ 27,220.72	$ 62,100.00	$ 62,100.00
Tradeshows (902 - CVB)	$ 33,092.15	$ 73,910.00	$ 73,910.00
Travel (902-CVB)	$ 33,811.19	$ 37,800.00	$ 37,800.00
Promotional Materials (902-CVB)	$ 11,676.24	$ 22,600.00	$ 22,600.00
Postage (902 CVB)	$ 4,130.49	$ 8,600.00	$ 8,600.00
Telephone (902 CVB)	$ 3,255.37	$ 3,000.00	$ 3,000.00
Marketing and Advertising (902 CVB)	$ 520,522.84	$ 664,988.00	$ 664,988.00
Printing (902 CVB)	$ 10,252.45	$ 19,800.00	$ 19,800.00
Partner/Community Relations (902 CVB)	$ 30,645.35	$ 40,000.00	$ 40,000.00
Convention Recruitment (902) CVB	$ 91,080.02	$ 100,000.00	$ 100,000.00
Dues & Subscriptions (902 CVB)	$ 8,530.00	$ 16,600.00	$ 16,600.00
Visitors Center Merchandise and Expenses (902 CVB)	$ 7,571.96	$ 2,500.00	$ 2,500.00
Client Entertaining (902) CVB	$ 20,146.68	$ 17,695.00	$ 17,695.00
Employee Training (902 CVB)	$ 12,878.08	$ 5,750.00	$ 5,750.00
Website Enhancements (902 CVB)	$ 48,668.16	$ 74,729.00	$ 74,729.00
Special Projects - Fund balance (902 CVB)	$ 28,333.33	$ 0.00	$ 0.00
Sports Marketing (902 CVB)	$ 2,142.00	$ 0.00	$ 0.00
Destination Marketing- Marketing & Advertising (905)	$ 1,285,632.91	$ 2,086,511.00	$ 1,849,054.00
Destination Marketing - Salaries and Benefits (905)	$ 113,437.17	$ 405,439.00	$ 405,439.00
	$ 3,347,376.05	$ 4,728,541.00	$ 4,491,084.00

Lexington County
Accommodations Tax Fund Grant Application
FY 2016-2017
Application Attachment

19. Project description - please attach a report with the following information needed by the Tourism Expenditure Review Committee to be sure that the event/project was in accordance to Section 6-4-10 of the S.C. Code of Laws (***Use separate sheet for Project Description if needed***):

a.General description
As an official destination marketing organization for our region, the Columbia Metropolitan Convention & Visitors Bureau actively markets the entire midlands region of South Carolina as a destination for meetings, conventions and leisure travel. According to a new study of travel to our region by Tourism Economics, a total of 14.5 million travelers visited the Columbia region (which includes Lexington County, Richland County and the City of Columbia) in 2014, and 5.4 million of those visitors stayed overnight. These numbers are up significantly from roughly 4 million overnight visitors estimated from recent prior years. The CVB is hard at work promoting our region to the state, the Southeast and the nation as a viable destination for a variety of types of travel. By spearheading projects such as the CoolPass, the region's only multi-attraction discount ticket, securing a Destination Profile in Delta Sky Magazine for October 2015, which was seen by over 5 million travelers and recruiting dozens of meetings and conventions that bring attendees with new dollars to our region, we are promoting our region in an attractive, consistent and authentic way.

We have several exciting opportunities already in the works for FY 16-17.

We plan to work on a television project a relatively new series, Family Travel with Colleen Kelly, which airs nationally on PBS. One full episode of Season 4 will feature our region, and we plan to pitch a variety of activities around the region, including Lexington County attractions, to be featured.

We also plan to expand on a marketing campaign with NASCAR Camping World Truck Series driver Jordan Anderson, the only Columbia-area driver currently in NASCAR. In addition to notable branding on the vehicle, we have the unique opportunity to entertain and network with meeting and convention clients in key markets such as Charlotte and Atlanta during races.

In addition to these signature endeavors, we will continue our annual and ongoing projects.

We will continue to market our CoolPass, which allows out of area visitors to enjoy 18% off the cost of admission to South Carolina State Museum, Riverbanks Zoo and EdVenture. Visitors can purchase CoolPass tickets on the CVB website in conjunction with hotel rooms in any part of our region. The CoolPass is sold year-round, but our marketing push is between Spring Break and Summer when children are out of school and families are more likely to schedule a getaway. Our online ticket sales have increased year over year, with 318 tickets sold in 2014 and 491 sold in 2015. The CoolPass is only marketed outside the Columbia region, primarily in drive markets that would warrant an overnight stay.

Our 2016 Official Visitors Guide will be available in January. The 160,000 copies are mailed to potential travelers upon request but can also be found at Columbia area hotels and major attractions. Lexington County hotels and attractions receive a complimentary listing in the guide, as well as on the CVB website, which attracted nearly one million unique visitors last year.

We plan to continue our billboard advertising, 30-second television commercial advertising and print advertising campaigns which feature ads in Southern Living, Garden & Gun, Local Palate, alternative weekly newspapers in the Southeast and a variety of meeting and convention publications.

It has been a banner year for positive editorial coverage of our region resulting from CVB pitches.

b.State the benefit that this project will serve toward promoting tourism and the Lexington County Community Specific to Lexington County

While our team's mission is to drive business throughout the region in Lexington County, Richland County and the City of Columbia, we do drive significant business specifically to Lexington County in the form of meetings, conventions and leisure travel. We booked approximately 3,415 hotel rooms and 5,123 convention attendees into Lexington County last year. Those figures do not include additional leisure travel hotel room nights secured as a result of our marketing and advertising efforts. We are working for you to put heads in beds.

In addition to advertising and driving convention business, our media relations department works with travel writers across the Southeast and the country and encourages them to write about the many attributes in our region. Below please find several highlights of editorial coverage the CVB facilitated for businesses across Lexington County.

Top Mentions from FY 2014 – 2015

July 2014: Budget Travel/ "4th of July Getaways Ever American MUST Take" (Updated again in 2015)
July 2014: The Post and Courier/ "Columbia Offers a Plethora of Culinary Diversions for Visitors from the Lowcountry"
October 2014: Peter Greenberg Travel Online/ "15 Cities with Family-Friendly Activities for Halloween 2014"
December 2014: Carolina Epicurean/ "Terra, Serving 'Beauty and Bounty'"

Coverage July 2015 – Present

July 2015: Honest Cooking/ "Connecting Columbia, SC at Terra Restaurant"
October 2015: Delta Sky Magazine/ Columbia, SC Destination Feature
Note: Editorial was written by local freelancers and was in addition to paid advertising placed by the CVB. Lexington coverage includes: Riverbanks Zoo and Garden, Lake Murray, Lexington Medical Center, Saluda Shoals Park and Lexington County Blowfish.
November 2015: AAA Go Magazine/ "Twinkle & Glitter" (Included coverage of Saluda Shoals)

c.Total attendance to the event/project versus the number of total tourists in attendance

According to a new economic impact study of the Columbia region conducted by Tourism Economics, 14.5 million visitors came to the Columbia region in 2014. Of those, 5.4 million stayed overnight. Prior years have indicated the overnight visitor number hovering just above 4 million. In addition to pumping leisure tourism and general overnight visitation to the region, the CVB booked 29,749 convention room nights resulting in 71,343 conventioneers. Tourism in our region is going in the right direction!

d.Economic impact generated by tourism to the event/project

Economic impact from tourism in 2014 was approximately $1.3 billion. The CVB generated 14.4 million from conventions alone. $1.6 million in convention impact was seen in Lexington County specifically from the 3,415 room nights and 5,123 convention attendees.

e.Overall description of how the event/project attracts and promotes tourists to the area and specifically how the Accommodations Tax Funds were used to accomplish this

We are grateful for our partnership with Lexington County. The $10,000 grant helped the CVB execute marketing in the form of billboards in key target markets such as Augusta, Charlotte, Greenville, Charleston and Asheville, as well as national print and digital ad exposure in publications like Southern Living, Garden & Gun and Local Palate magazines. Without your partnership, we could not have executed our CoolPass digital marketing campaign across the Southeast or secured editorial coverage promoting Lexington County's attributes and assets to readers across the country. If additional funding is granted during FY 15-16, it will be used to further enhance our print, television, digital and billboard marketing presence. We look forward to promoting Lexington County in FY 2016-2017 and for years to come.

Spring FY 15-16 CVB Television Campaign

Flight Dates	1/11/16-4/10/16
Number of Weeks	4

NETWORKS	Females 35+ Estimated Total (000)	Adults 18+ Estimated Total (000)	HOUSEHOLDS Estimated Total (000)
CC	1,275	2,490	2,126
FOOD	1,086	1,802	1,650
HALL	1,397	1,849	1,636
INSP	1,581	2,299	1,903
LIF	1,393	2,241	1,966
OWN	1,949	3,081	2,775
TOTAL (000)	8,680	13,763	12,056
Universe Estimate (000)	86,380	232,330	116,400

W35+Daypart Summary

DAYPART	Monday - Friday	Saturday - Sunday
Early Morning (6a-9a)	7.3% (407)	4.8% (149)
Daytime (9a-4p)	32.5% (1807)	16.9% (527)
Early Fringe (4-8p)	30.8% (1713)	55.3% (1726)
Prime (8p-12m)	29.4% (1632)	23.0% (719)
Late Fringe (12m-2a)	0.0% (0)	0.0% (0)
Overnight (2a-6a)	0.0% (0)	0.0% (0)
Total	**64.1% 5560**	**35.9% 3120**

Flight Summary

Flight Week	Total Adults 18+
1/11/2016	3,501,000
2/8/2016	3,395,000
3/8/2016	3,563,000
4/4/2016	3,304,000
	13,763,000

CVB Billboard Campaign 2015-2016

GRACE	Size	No. of Weeks	Flight Dates
Charlotte - Digital at I-77 .5 mi N/O Tyvola Road (Slot 5)	16x23	52	7/1/15-6/30/16
Charlotte - Digital at I-77 .5 mi N/O Tyvola Road (Slot 6)	16x23	52	7/1/15-6/30/16
		Total	$46,000

LAMAR	Size	No. of Weeks	Flight Dates
Augusta - Digital at I-20/Tower Road	14x48	52	7/7/2015- 7/6/2016
		Total	$24,400

Fairway	Size	No. of Weeks	Flight Dates
Greenville - Digital on Academy Street at Bi-Lo	14x48	20	8/17/15-1/3/16
		Total	$27,000

RED TRUCK	Size	No. of Weeks	Flight Dates
Augusta - Digital at Washington Road & Alexander Drive Facing East	14x48	50	7/1/15-6/18/16
Charlotte - Digital at EpiCentre, College Street & 4th F/E & F/W	20'x12'	52	6/15/15-6/26/16
Charlotte - Digital at I-485 Westbound Inner Loop W/O I-77 Interchange	176x660	52	6/15/15-6/26/16
Asheville - Digital at US25 .7mi S/O I-40, Unit 36000	10.5x36	24	6/29/15-12/13/15
Great Falls - Bulletin at I-77 SB mm 54, Unit 13T (sequential)	10.5x36	52	7/1/15-6/30/16
Great Falls - Bulletin at I-77 SB mm54, Unit 17T (sequential)	10.5x36	52	7/1/15-6/30/16
Great Falls - Bulletin at I-77 SB mm54, Unit 21T (sequential)	10.5x36	52	7/1/15-6/30/16
		Total	$138,500

Outfront Media (formerly CBS)	Size	No. of Weeks	Flight Dates
Charleston - Bulletin at I-26 .5mi E/O Exit 165, Unit 52626A-O (sequential)	14x48	52	6/29/15-6/26/16
Charleston - Bulletin at I-26 .6mi E/O Exit 165, Unit 52628A-O (sequential)	14x48	52	6/29/15-6/26/16
Charleston - Bulletin at I-26 .7mi E/O Exit 165, Unit 52630A-O (sequential)	14x48	52	6/29/15-6/26/16
Charleston - Bulletin at I-26 .8 mi E/O Exit 165, Unit 52632A-O (sequential)	14x48	52	6/29/15-6/26/16
		Total	$33,180

Billboards Total	$269,080
Creative for Epi-Centre Multimedia :30 spot (Reproduce, Reformat, Update)	$3,000
Creative for Design & All Digitals	$20,000
Production & Extensions* Could Increase Based on Final Designs (i.e. Giant Giraffe)	$3,500*
Grand Total	$295,580

THE NEW
ADVENTURE
HOT SPOT
COLUMBIA SC
FAMOUSLY HOT
ExperienceColumbia.com

118-233

THE NEW
KID-FRIENDLY
HOT SPOT
ExperienceColumbia.com
COLUMBIA SC
FAMOUSLY HOT

118-234

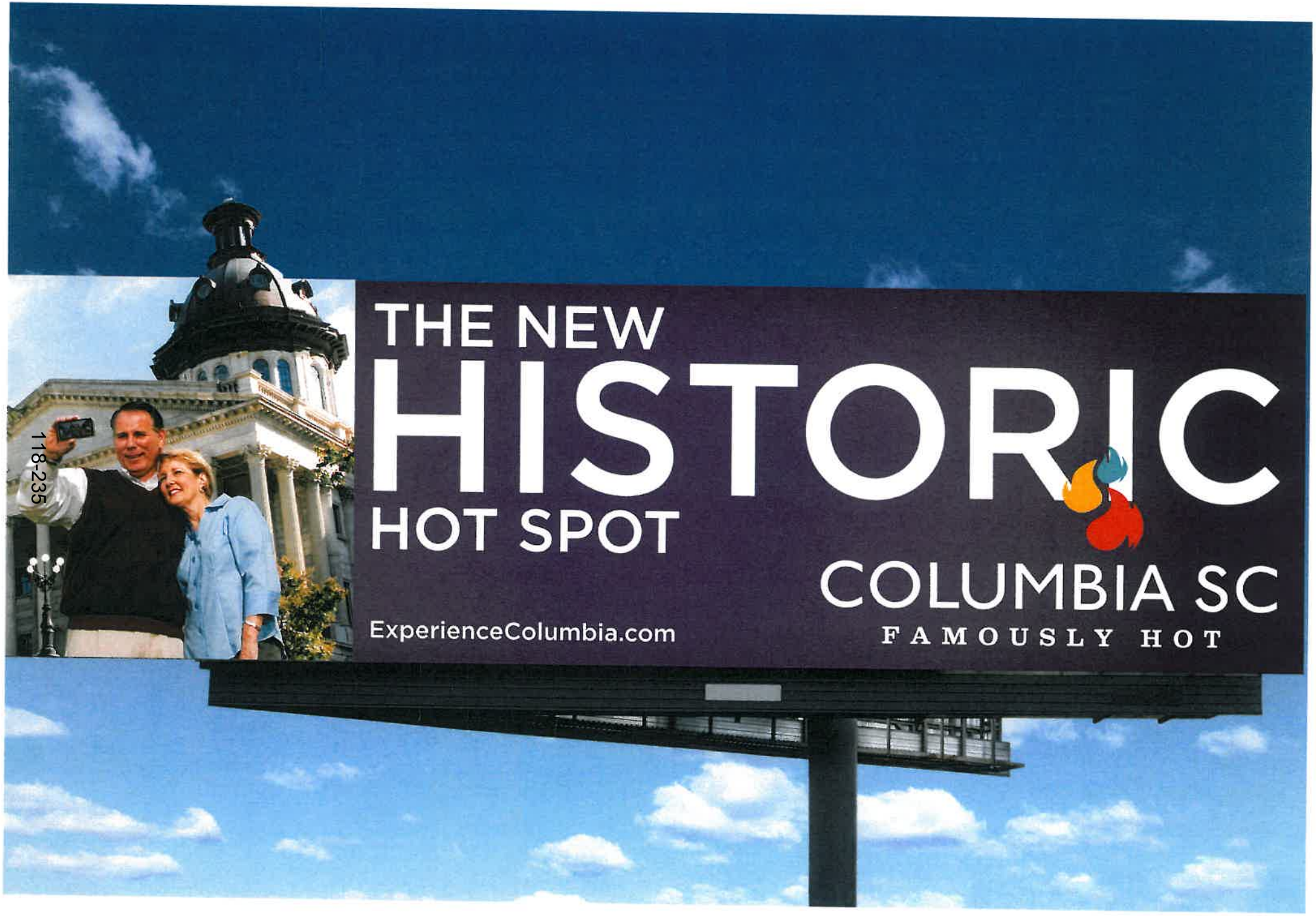
THE NEW
HISTORIC
HOT SPOT
COLUMBIA SC
FAMOUSLY HOT
ExperienceColumbia.com

118-235

Columbia CVB Print Advertising Schedule

Publication	Number of Insertions FY 15-16	Dates	Distribution Range
Real Simple	6	To 1000 Targeted Meeting Planners	NC, GA, Washington DC
Black Meetings & Tourism	2	Sept/Oct and May/June	National
RCMA "Aspire"	2	Fall Insert, January cover band	National
Successful Meetings	1	September	National
Convention South	2	August, Nov	Southeast Region
Small Market Meetings	2	January, April	National
Connect	1	Sept/Oct	National
M&C	1	September	National
Rejuvenate	1	Oct/Nov	National
Charleston City Paper	17	Annual Agreement	Charleston, SC
Augusta Metro Spirit	17	Annual Agreement	Augusta, GA
Creative Loafing Charlotte	9	Annual Agreement	Charlotte, NC
Asheville Mountain Express	6	Annual Agreement	Asheville, NC
Greenville Journal	6	Annual Agreement	Greenville, SC
Local Palate	5	Dec, Feb, March, April, May	National
Southern Living	6	Dec, Jan, Feb, March, April, May	Jan-Feb – National Other – Southeast
Garden & Gun	2	Feb/March, April/May	National
SCPRT Vacation Guide	1	Annual Guide	National
Delta Sky	1	October	National/International

Gray – Meeting Magazine, Blue- Leisure Newspaper, Green- Leisure Magazine

COLUMBIA SC
FAMOUSLY HOT

We're not kidding – **this getaway really is on us!** Stay at the brand-new Hyatt Place hotel in the heart of our historic Congaree Vista. Enjoy farm-to-table meals and craft cocktails with a down-south flair. Shop unique local boutiques for one-of-a-kind treasures from bow ties to sundresses. We've got you covered for four days and three nights in **The New Southern Hot Spot.** All you have to do is decide who you want to share it with. Enter now at columbiacvb.com/getaway.

No purchase necessary. Void where prohibited by law. Ends June 15, 2015. Official Entry can be found at: columbiacvb.com/getaway

THE NEW MEETING HOT SPOT

Columbia, SC is The New Meeting Hot Spot. With over 500,000 square feet of meeting space, including the 142,500 square-foot convention center and nearly 12,000 hotel rooms region-wide, the Columbia area has the facilities to deliver flexible meeting options.

Amp up the "it" factor of a convention with an evening function or social in a new brewery, chic museum or historic mansion. Then convene after-hours in our walkable convention district, with over 60 restaurants and bars and plenty of outdoor seating where conversations can continue long after the meetings wrap.

experiencecolumbia.com

COLUMBIA SC
FAMOUSLY HOT

CoolPASS

General Admission
for one guest (age 3 and up)

$27

Riverbanks Zoo & Garden

EdVenture Children's Museum

SC State Museum

20% off merchandise at
Columbia Regional Visitors Center

CoolPASS UNLIMITED

All coolPASS admissions
and discounts

$50

– Plus –

Unlimited Rides and Attractions
at **Riverbanks Zoo & Garden**

Admissions to Special Exhibits,
Planetarium + 4-D Theater at
South Carolina State Museum

CoolPassTickets.com

Midlands Authority for Conventions, Sports & Tourism
Statement of Revenues and Expenditures
902 - Columbia Visitors Bureau
From 11/1/2015 Through 11/30/2015

		Current Period Actual	Current Year Actual	Current Period Budget - Original	YTD Budget - Original	Total Budget - Original	Percent Total Budget Remaining - Original
	Operating Revenue						
	Grant Revenue						
4000	City of Columbia - Accom Tax	0.00	412,500.00	137,500.00	687,500.00	1,650,000.00	(75.00)%
4001	Richland County - Accom Tax	0.00	83,000.00	13,833.33	69,166.65	166,000.00	(50.00)%
4002	City of West Columbia - Accom Tax	0.00	4,000.00	333.33	1,666.65	4,000.00	0.00%
4004	Cayce - Accom Tax	0.00	1,000.00	83.33	416.65	1,000.00	0.00%
4005	Town of Lexington - Accom Tax	0.00	5,970.00	833.33	4,166.65	10,000.00	(40.30)%
4006	Lexington County - Accom Tax	0.00	0.00	833.33	4,166.65	10,000.00	(100.00)%
4021	Richland County - Hospitality Tax	0.00	24,091.00	5,000.00	25,000.00	60,000.00	(59.85)%
4030	Richland County General Funding	0.00	12,727.00	0.00	0.00	0.00	0.00%
	Total Grant Revenue	0.00	543,288.00	158,416.65	792,083.25	1,901,000.00	(71.42)%
	Investment Income						
4207	Interest Earned	4.54	33.58	41.67	208.35	500.00	(93.28)%
	Total Investment Income	4.54	33.58	41.67	208.35	500.00	(93.28)%
	Other Income						
4200	Miscellaneous Revenue	0.00	160.50	0.00	0.00	0.00	0.00%
4205	Visitor Center Merchandise	214.48	1,594.63	208.33	1,041.65	2,500.00	(36.21)%
4400	Appropriation PY Unassigned Net Position	0.00	0.00	27,715.92	138,579.60	332,591.00	(100.00)%
	Total Other Income	214.48	1,755.13	27,924.25	139,621.25	335,091.00	(99.48)%
	Total Operating Revenue	219.02	545,076.71	186,382.57	931,912.85	2,236,591.00	(75.63)%
	Total Revenue	219.02	545,076.71	186,382.57	931,912.85	2,236,591.00	(75.63)%
	Operating Expenditures						
	Personnel Expenses						
5002	Salaries - FT Sales & Marketing	24,632.42	135,347.34	26,764.50	133,822.50	321,174.00	57.86%
5021	Salaries - PT Sales & Marketing	221.04	936.23	1,892.75	9,463.75	22,713.00	95.88%
5040	Personnel Contingency	0.00	0.00	4,012.00	20,060.00	48,144.00	100.00%
5050	Payroll Tax Expense	1,862.38	11,010.93	2,839.00	14,195.00	34,068.00	67.68%
5055	Retirement - 401k	975.05	6,139.81	1,220.50	6,102.50	14,646.00	58.08%
5060	Health Insurance	4,219.32	26,662.56	4,824.00	24,120.00	57,888.00	53.94%
5061	Dental Insurance	265.72	1,738.72	304.00	1,520.00	3,648.00	52.34%
5062	Life & Disability Insurance	744.82	3,627.28	346.75	1,733.75	4,161.00	12.83%
5070	Workers Compensation	263.13	2,054.71	380.83	1,904.15	4,570.00	55.04%
5071	Unemployment Insurance	1.29	5.43	125.00	625.00	1,500.00	99.64%
5075	Incentives	0.00	10,358.09	4,883.33	24,416.65	58,600.00	82.32%
	Total Personnel Expenses	33,185.17	197,881.10	47,592.66	237,963.30	571,112.00	65.35%
	Professional Fees						
5086	Professional Service Fees	0.00	154.14	0.00	0.00	0.00	0.00%
	Total Professional Fees	0.00	154.14	0.00	0.00	0.00	0.00%
	Marketing, Advertising & Publications						
5200	Marketing & Advertising	7,739.36	130,948.18	53,332.33	266,661.65	639,988.00	79.54%
5211	Ares Marketing	0.00	0.00	2,083.33	10,416.65	25,000.00	100.00%
5425	Promotional Materials	0.00	4,296.20	1,883.33	9,416.65	22,600.00	80.99%
5426	Collateral Materials	15,709.00	19,354.50	5,175.00	25,875.00	62,100.00	68.83%
	Total Marketing, Advertising & Publications	23,448.36	154,598.88	62,473.99	312,369.95	749,688.00	79.38%
	Program Expenses						
5100	Client Recruitment & Entertainment	41.92	833.30	1,474.58	7,372.90	17,695.00	95.29%
5111	Convention Recruitment Fund	0.00	26,496.56	8,333.33	41,666.65	100,000.00	73.50%
5112	Partner & Community Relations	877.51	4,647.37	3,333.33	16,666.65	40,000.00	88.38%
	Total Program Expenses	919.43	31,977.23	13,141.24	65,706.20	157,695.00	79.72%
	Occupancy						
5300	Office Space Rental	1,673.43	8,327.89	1,673.50	8,367.50	20,082.00	58.53%
	Total Occupancy	1,673.43	8,327.89	1,673.50	8,367.50	20,082.00	58.53%
	Office Expense						
5310	Utilities	283.67	2,009.47	416.67	2,083.35	5,000.00	59.81%
5313	Telephone	132.49	944.67	250.00	1,250.00	3,000.00	68.51%
5315	General Insurance	399.00	1,284.00	0.00	0.00	0.00	0.00%
5320	Repairs & Maintenance	0.00	5,950.80	83.33	416.65	1,000.00	(495.08)%
5321	Maintenance Supplies	0.00	0.00	250.00	1,250.00	3,000.00	100.00%
5322	Office Equipment Lease	905.25	4,689.55	811.25	4,056.25	9,735.00	51.83%
5325	Computer Expense & Maintenance	0.00	298.01	3,083.33	15,416.65	37,000.00	99.21%

Midlands Authority for Conventions, Sports & Tourism

Statement of Revenues and Expenditures

902 - Columbia Visitors Bureau

From 11/1/2015 Through 11/30/2015

		Current Period Actual	Current Year Actual	Current Period Budget - Original	YTD Budget - Original	Total Budget - Original	Percent Total Budget Remaining - Original
5327	Website Enhancements	1,080.00	5,306.13	6,227.42	31,137.10	74,729.00	92.90%
5340	Postage	20.05	1,326.42	716.67	3,583.35	8,600.00	84.58%
5341	Printing	0.00	669.52	1,650.00	8,250.00	19,800.00	96.62%
5342	Office Supplies	270.27	1,429.44	250.00	1,250.00	3,000.00	52.35%
	Total Office Expense	3,090.73	23,903.01	13,738.67	68,693.35	164,864.00	85.50%
	Other Operating Expenses						
5080	Contract Labor	575.00	2,300.00	500.00	2,500.00	6,000.00	61.67%
5334	Tradeshows	4,947.20	13,920.03	6,159.17	30,795.85	73,910.00	81.17%
5400	Contract Building Service	0.00	119.33	100.00	500.00	1,200.00	90.06%
5405	Depreciation	1,672.21	8,607.39	2,083.33	10,416.65	25,000.00	65.57%
5415	Parking	400.00	2,000.00	400.00	2,000.00	4,800.00	58.33%
5416	Dues & Subscriptions	1,231.67	3,888.35	1,383.33	6,916.65	16,600.00	76.58%
5420	Sales & Use Tax	0.00	0.00	83.33	416.65	1,000.00	100.00%
5424	Visitors Center Merchandise	0.00	390.25	208.33	1,041.65	2,500.00	84.39%
5427	Employee Travel, Meals & Accomodations	1,537.73	10,037.02	3,150.00	15,750.00	37,800.00	73.45%
5429	Uniforms	0.00	0.00	83.33	416.65	1,000.00	100.00%
5430	Employee Training	0.00	4,324.20	479.19	2,395.95	5,750.00	24.80%
	Total Other Operating Expenses	10,363.81	45,586.57	14,630.01	73,150.05	175,560.00	74.03%
	Total Operating Expenditures	72,680.93	462,428.82	153,250.07	766,250.35	1,839,001.00	74.85%
	Total Expenditures	72,680.93	462,428.82	153,250.07	766,250.35	1,839,001.00	74.85%
	Net Revenue Over Expenditures	(72,461.91)	82,647.89	33,132.50	165,662.50	397,590.00	(79.21)%
	Transfers Out						
5700	Transferred out to Authority	35,575.49	163,785.57	33,132.50	165,662.50	397,590.00	58.81%
	Total Transfers Out	35,575.49	163,785.57	33,132.50	165,662.50	397,590.00	58.81%
	Net Revenue Over Expeditures (After Transfers)	(108,037.40)	(81,137.68)	0.00	0.00	0.00	0.00%

Midlands Authority for Conventions, Sports & Tourism
Statement of Revenues and Expenditures
905 - Destination Marketing
From 11/1/2015 Through 11/30/2015

		Current Period Actual	Current Year Actual	Current Period Budget - Original	YTD Budget - Original	Total Budget - Original	Percent Total Budget Remaining - Original
	Operating Revenue						
	Program Revenue						
4100	Desination Marketing Fee - (Hotel Rooms)	105,189.28	533,177.38	116,666.67	583,333.35	1,400,000.00	(61.92)%
4103	SC Parks, Recreation, & Tourism	12,384.00	762,384.00	69,229.17	346,145.85	830,750.00	(8.23)%
4104	Co-op Special Project	6,068.40	17,300.65	10,416.67	52,083.35	125,000.00	(86.16)%
4220	Ares Commission	65.13	1,008.40	208.33	1,041.65	2,500.00	(59.66)%
4221	Ares Marketing	86.44	2,909.89	625.00	3,125.00	7,500.00	(61.20)%
	Total Program Revenue	123,793.25	1,316,780.32	197,145.84	985,729.20	2,365,750.00	(44.34)%
	Investment Income						
4207	Interest Earned	127.49	557.78	100.00	500.00	1,200.00	(53.52)%
	Total Investment Income	127.49	557.78	100.00	500.00	1,200.00	(53.52)%
	Other Income						
4055	Meeting and Visitors Guide	0.00	0.00	10,416.67	52,083.35	125,000.00	(100.00)%
4200	Miscellaneous Revenue	105.01	105.01	0.00	0.00	0.00	0.00%
	Total Other Income	105.01	105.01	10,416.67	52,083.35	125,000.00	(99.92)%
	Total Operating Revenue	124,025.75	1,317,443.11	207,662.51	1,038,312.55	2,491,950.00	(47.13)%
	Total Revenue	124,025.75	1,317,443.11	207,662.51	1,038,312.55	2,491,950.00	(47.13)%
	Operating Expenditures						
	Personnel Expenses						
5002	Salaries - FT Sales & Marketing	22,977.66	128,511.66	23,486.67	117,433.35	281,840.00	54.40%
5040	Personnel Contingency	0.00	0.00	3,288.17	16,440.85	39,458.00	100.00%
5050	Payroll Tax Expense	785.88	4,585.56	631.00	3,155.00	7,572.00	39.44%
5055	Retirement - 401k	355.34	1,954.37	608.75	3,043.75	7,305.00	73.25%
5060	Health Insurance	1,205.52	5,950.66	1,809.00	9,045.00	21,708.00	72.59%
5061	Dental Insurance	75.92	378.36	114.00	570.00	1,368.00	72.34%
5062	Life & Disability Insurance	160.20	896.30	209.83	1,049.15	2,518.00	64.40%
5070	Workers Compensation	65.78	402.81	35.00	175.00	420.00	4.09%
5071	Unemployment Insurance	0.00	0.00	12.50	62.50	150.00	100.00%
5075	Incentives	0.00	3,439.40	3,391.67	16,958.35	40,700.00	91.55%
5076	Auto Allowance	0.00	0.00	200.00	1,000.00	2,400.00	100.00%
	Total Personnel Expenses	25,626.30	146,119.12	33,786.59	168,932.95	405,439.00	63.96%
	Marketing, Advertising & Publications						
5200	Marketing & Advertising	99,660.35	299,047.75	117,613.08	588,065.40	1,411,357.00	78.81%
5211	Ares Marketing	0.00	1,982.06	625.00	3,125.00	7,500.00	73.57%
5214	Cooperative Advertising	4,141.64	12,483.45	18,750.00	93,750.00	225,000.00	94.45%
	Total Marketing, Advertising & Publications	103,801.99	313,513.26	136,988.08	684,940.40	1,643,857.00	80.93%
	Program Expenses						
5111	Convention Recruitment Fund	0.00	2,270.00	5,000.00	25,000.00	60,000.00	96.22%
5221	SCPRT Co-op Campaign	0.00	919.04	4,166.67	20,833.35	50,000.00	98.16%
	Total Program Expenses	0.00	3,189.04	9,166.67	45,833.35	110,000.00	97.10%
	Office Expense						
5327	Website Enhancements	0.00	900.00	6,666.67	33,333.35	80,000.00	98.88%
5341	Printing	0.00	0.00	10,416.66	52,083.30	125,000.00	100.00%
	Total Office Expense	0.00	900.00	17,083.33	85,416.65	205,000.00	99.56%
	Other Operating Expenses						
5334	Tradeshows	0.00	20,000.00	1,666.67	8,333.35	20,000.00	0.00%
5416	Dues & Subscriptions	485.00	485.00	0.00	0.00	0.00	0.00%
5427	Employee Travel, Meals & Accomodations	995.00	995.00	0.00	0.00	0.00	0.00%
	Total Other Operating Expenses	1,480.00	21,480.00	1,666.67	8,333.35	20,000.00	(7.40)%
	Total Operating Expenditures	130,908.29	485,201.42	198,691.34	993,456.70	2,384,296.00	79.65%
	Total Expenditures	130,908.29	485,201.42	198,691.34	993,456.70	2,384,296.00	79.65%
	Net Revenue Over Expenditures	(6,882.54)	832,241.69	8,971.17	44,855.85	107,654.00	673.07%
	Transfers Out						
5701	Transferred out Sports	0.00	20,185.11	8,971.17	44,855.85	107,654.00	81.25%
	Total Transfers Out	0.00	20,185.11	8,971.17	44,855.85	107,654.00	81.25%

Midlands Authority for Conventions, Sports & Tourism

Statement of Revenues and Expenditures

905 - Destination Marketing

From 11/1/2015 Through 11/30/2015

	Current Period Actual	Current Year Actual	Current Period Budget - Original	YTD Budget - Original	Total Budget - Original	Percent Total Budget Remaining - Original
Net Revenue Over Expeditures (After Transfers)	~~(6,882.54)~~	~~812,056.58~~	~~0.00~~	~~0.00~~	~~0.00~~	~~0.00%~~

County of Lexington
Accommodations Tax Fund
FY 2016/2017

NOV 2015
RECEIVED
LEXINGTON COUNTY
COUNCIL
LEXINGTON, S.C.

APPLICATION

1. Name of Project/Event: CCLMC Leisure Marketing Promotion/LMC Visitors Center

2. Sponsoring Organization: Capital City/Lake Murray Country RTB (CCLMC)

   Mailing Address: P. O. Box 1783 Irmo SC, 29063

3. Event/Project Director:

   Name Miriam Atria Title President/CEO

   Telephone 803-781-5940 Alternate Telephone (803) 781-2105

   Fax Number None

   Email miriam@lakemurraycountry.com

4. Event Website: LakeMurrayCountry.com SCJEWEL.com

5. Event/Project Category (*Check One*):
   ○ Tourism, Advertising/Promotion - *see #10 for advertising/promotion sources*

   ◉ Tourism Related Expenditures: Direct Marketing/Visitors Center

6. Project Timeline: Beginning date 07/01/2016 End date 06/30/2017

7. Location of Project/Event: 4 County Region - Lake Murray

8. Number of employees: #Full-time 4 #Part-time 3

9. Do you advertise outside a 50-mile radius? ■Yes ☐No

10. If yes to #9, please check all that apply to advertising sources outside of Lexington County:
    - ■ Rack Cards - # distributed 418,000+
    - ■ Brochures - # distributed 760,000+
    - ■ Posters - # distributed 75
    - ■ Magazine Ads - # ads 42 (list ads and distribution range on separate sheet)
    - ■ Newspaper Ads - # ads 4 (list newspapers and distribution range on separate sheet)
    - ■ Television Ads - # ads 916 (list stations and viewing range on separate sheet)
    - ■ Radios Ads - # ads 640 (list stations and listener range on separate sheet)
    - ■ Billboards - # ads 10 (list number and location of billboards on separate sheet)
    - ■ Websites - # web pages other than primary website # 272 (list on separate sheet with target audience)
    - ■ Other than listed above: FaceBook 54K+, Pintrest 457 followers, Twitter 2,771 (list on separate sheet with target audience)

11. How many people do you expect to attend? 440,000+

12. Of this number, how many are tourists? 245,000+ (Tourists: "*People taking trips outside of their home communities for any purpose, except daily commuting to and from work.*") [SC Code of Laws, Chapter 6, Section 6-4-5 (4)].

13. List the methods used to track tourists:
    - ❑ Web page inquires - estimated inquires per month 13,500 a month plus mobile
    - ❑ Phone call inquiries - estimated phone calls per month 3,220 average
    - ❑ Brochure mailings - estimated brochures mailed per month 4,166
    - ❑ Event ticket sales - estimated tickets sold per event 3,750
    - ❑ Event registration - estimated registrants per event 600
    - ❑ Hotel sales - estimated sales per event/per month $45,000 average
    - ❑ License plates - estimated count per event 2,424 from Dam
    - ❑ Surveys - estimated number of responses per survey 575
    - ❑ Other than listed: CCLMC tracks on-line bookings -8 cities in region on TripAdvisor

14. **Must complete:** County accommodations funds are generated from the hotels in the unincorporated areas of the County. Please list the hotels and number of room nights you have used or plan to use for your event/project located in the unincorporated areas of Lexington County only:
All hotels in Lexington - specific hotels for events Doubletree by Hilton (1,418) Holiday Inn Express (181), Wingate Inn (218), Hampton Inn (87), Ramada Limited (42), Comfort Suites (112), Vacation home rentals (1,211) survey's indicating Lexington Hotels (1,667) these were from fishing tournaments CCLMC hosted.

15. Please indicate you have read: **Chapter 6, Sections 6-4-5 (4) and 6-4-10, SC Code of Laws, 1976**? ■Yes ❑No

16. Project Budget - **Request for funds must meet the requirements of Chapter 6, Section 6-4-10, SC Code of Laws, 1976, as amended.**

    a. Estimated total cost of Project $ 647,000
    b. Amount of Accommodations Funds requested for this Project: $ 104,262
    c. This request equals what percent of the total Project/Event Budget? 16 %
    d. List specifically what the funds will be used for and the estimated amount i.e. brochures - $1,500, etc. Marketing/Promotion 100%, repairs to VC - No payroll

17. Has your project or organization previously received Accommodations Tax Funds?
■Yes ❑No

    a. If yes, state year 2014-15, amount $ 104,262 Lex, source 4 cty wide $504.080, and purpose: Marketing/Promotion, roof of VC, no payroll

    b. For each award year, did you expend 100% of the Accommodations Tax Funds you received?
■Yes ❑No

    c. If no, please explain:

18. Type of Organization:

Please check one:

- ○ County
- ○ Municipal
- ○ Non-profit Organization
- ○ Community service club, church, etc.
- ○ 501(c) 3
- ◉ Other: Non-Profit 501 (c) 6

Note: For-profit organizations are not eligible for Accommodations Tax Funds

19. Project description - please attach a report with the following information needed by the Tourism Expenditure Review Committee to be sure that the event/project was in accordance to Section 6-4-10 of the S.C. Code of Laws (***Use separate sheet for Project Description if needed***):

a. General description
b. State the benefit that this project will serve toward promoting tourism and the Lexington County Community
c. Total attendance to the event/project versus the number of total tourists in attendance
d. Economic impact generated by tourism to the event/project
e. Overall description of how the event/project attracts and promotes tourists to the area and specifically how the Accommodations Tax Funds were used to accomplish this
f. Additional comments: CCLMC had a banner year luring visitors into region through national events & increased TV ad buys. CCLMC reach 578 million HH both nationally and internationally. Eight TV shows produced promoting fishing, the lake and region. CCLMC's 30 second ad was televised across the U.S. and world networks. Through TripAdvisor CCLMC provided 189,276 media impressions and 78.1 million web media impressions from marketing plan. We are also creating a statewideTV ad.

PLEASE NOTE: Applicant and/or representatives must be present during review process by the Accommodations Tax Advisory Board in order to be considered for funding.

Signature of Event/Project Director:

Miriam Atria
Print Name

President/CEO
Title

Miriam Atria
Signature

November 10, 2015
Date

County of Lexington
Accommodations Tax Fund
FY 2016/17

FUNDING SOURCES

Organization Name: Capital City/Lake Murray Country RTB (CCLMC)

List of Funding Sources	Actual 2014/15	Current 2015/16	Estimated 2016/17
City of Columbia	$ 290,000.00	$ 290,000.00	$ 290,000.00
Lexington County	$ 104,262.00	$ 104,262.00	$ 104,262.00
Richland County	$ 95,000.00	$ 100,000.00	$ 100,000.00
Newberry County	$ 7,818.00	$ 7,818.00	$ 8,000.00
Saluda County	$ 2,000.00	$ 2,000.00	$ 2,000.00
Town of Lexington	$ 5,000.00	$ 8,529.00	$ 20,000.00
	$ 504,080.00	$ 512,609.00	$ 524,262.00

County of Lexington
Accommodations Tax Fund
FY 2016/17

EXPENDITURES

Organization Name:

List of Expenditures	Actual 2014/15	Current 2015/16	Estimated 2016/17
Ad Production	$ 6,500.00	$ 24,500.00	$ 5,000.00
Brochures	$ 24,500.00	$ 24,500.00	$ 28,000.00
Fishing National Events	$ 496,583.00	$ 57,600.00	$ 275,000.00
Television	$ 38,000.00	$ 63,379.00	$ 68,000.00
Radio	$ 6,000.00	$ 12,000.00	$ 12,000.00
Web Marketing	$ 42,500.00	$ 78,088.00	$ 80,000.00
Kiosk at Welcome Centers/Digital Boards	$ 14,000.00	$ 18,000.00	$ 20,000.00
Golf Promotion	$ 5,000.00	$ 30,000.00	$ 35,000.00
Motorcoach - Group Tour	$ 7,691.00	$ 9,500.00	$ 9,500.00
Print Media Ads	$ 15,500.00	$ 63,210.00	$ 54,500.00
Visitors Center	$ 46,753.00	$ 60,000.00	$ 60,000.00
SCATR TV	$ 5,000.00	$ 15,000.00	
Special Events	$ 51,000.00	$ 66,000.00	
	$ 759,027.00	$ 521,777.00	$ 647,000.00

Clear Forms Print Forms Save Forms

County of Lexington
Accommodations Tax Fund
FY 2015/16 FINAL REPORT

I. PROJECT INFORMATION:

Organization Name: Capital City/Lake Murray Country RTB (CCLMC)

Project/Event Name: CCLMC Leisure Destination Marketing ^ Promotions/Visitors Center

Contact Name: Miriam Atria Phone: 803-781-2105

II. PROJECT COMPLETION:

Were you able to complete the project/event as stated in your original application? ◉ Yes ○ No

If no, state any problems you encountered:

III. PROJECT SUCCESS:

Please share any additional comments regarding the project (e.g., lessons learned, successes, problems encountered, etc.):
Digital media impessions 78.1 million - 578 million households in US/world saw FWC with 30 second ad and 7 other TV shows on Lake Murray, Events Naitonal Collegiate, Oakley Bass +

IV. PROJECT ATTENDANCE:

Record numbers in table below as requested by the Tourism Expenditure Review Committee. Numbers are to reflect attendance and funds received for projects for current and previous years.

	FY2015/16 Current Year	2014/15 Previous Year
Total Budget of Event/Project		658,113
Amount Funded by the Lexington County Accommodations Tax Fund		104,262
Amount Funded by the Lexington County Accommodations Tax Funds from all Sources		504,080
Total Attendance		468,788
Total Tourists*		229,876

**Tourists are generally defined as those who travel 50 miles or more to attend.*

V. METHODS:

Please describe the methods used to capture the attendance data listed above (license plates, surveys, etc.):
Event surveys forms, license tage, non-resident fishing licenses, VC traffic, LMC website,

VI. PROJECT BUDGET:

Attach a report indicating what project expenses were paid for using the Lexington County Accommodations Tax Funds for the fiscal year.

VII. ORGANIZATION SIGNATURE:

Provide signature of official with the organization verifying accuracy of above statements.

Miriam Atria
Print Name

Presdient/CEO
Title

Miriam Atria
Signature

10-20-2015
Date

A. General description: We are requesting funds to (1) support our core advertising and marketing promotional efforts to promote outdoor recreation and Lake Murray Country a four-county region, as outlined below: (2) increase project impact through national events, (3) operation of the regional Visitors Center; (4) maintain web URLs driving traffic to various market niches.

B. State the benefit that this project will serve toward promoting tourism and the Lexington County Community. As a destination marketing organization, CCLMC is promoting Lexington DAILY and is also to match marketing dollars from state and region to provide regional and national marketing. This enables CCLMC to maintain a strong marketing presence resulting in bringing visitors to the area.

C. Total attendance to the event/project verses the number of total tourists in attendance. In 2014, we tracked over 468,778 in attendance to lake region from buses tours, tournaments, special events and attraction visits 229,876 were tracked from business booked into region.

D. Economic impact generated by tourism to the event/project. CCLMC generated through the Forrest Wood Cup a direct **economic impact of $25,754,745** to the region. When you combine both marketing and advertising from CCLMC last year with that economic impact - a combined economic impact of **$42,500,000 .**

E. Overall description of how the event project attracts and promotes tourists to the area and specifically how the Accommodation Tax Funds were used to accomplish this. 100% of the funds received from Lexington County are used to market and advertise to potential visitors and some funds to make repairs to the Visitors Center as needed. Lexington County was the first governmental entity to assist in establishing this regional visitor's center in 1990.

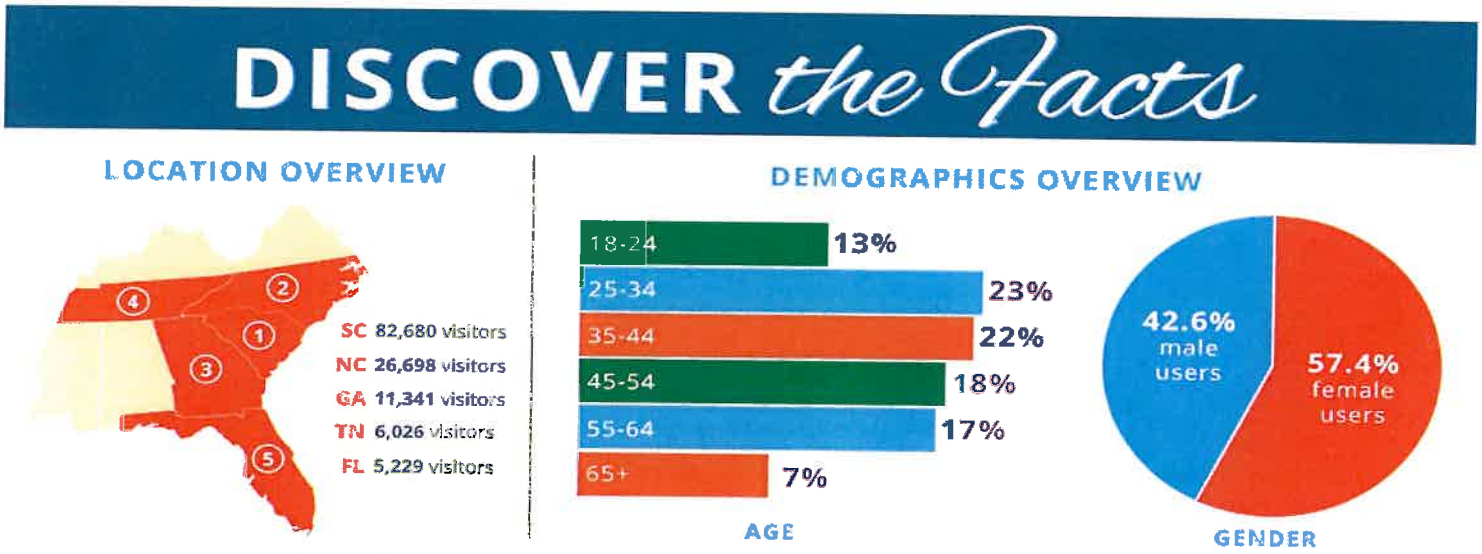

WebSite – Above Chart reflects – top five states and our TARGET AUDIENCE

Specific Websites – "x" number of months

FLW Outdoors.com (12x)
TripAdvisor.com (12x)
Discoversouthcarolina.com (12x)
Eregulations/schuntingfishing (12)
CarolinaLiving.com (6x)
Nagroupttour.com (6)
Free Times.com – Events(4x)
SCiway.com
SCATR.com (12x)
LakeMurrayRadio.com (12x)
BusToursMagazine.com (3x)
SouthernTravelUSA.com (3x)

Sportseventsmagazine.com
LocalPalateMagazine.com (2x)
USATodayTravel .com (6)
AmericanRoadMagazine.com (3x)
Group Travel Leader
WIS.com (21x)
Oakley Bas Tour.com (12)

MidlandsBiz.com
Wach Fox (Wach.com)
SCNatureAdventures.com

Web-site Improvements:

December 2015 – An online widget to connect to TripAdvisor for Booking Hotel Rooms.

In process enhancing LakeMurrayCountry.com site bringing in larger more engaging graphics and while creating a scrollable preview of both "Things to Do" focuses on daily activity and "Trip Ideas" to encourage longer stays.

Websites - 3 lakemuuraycountry.com (over 380 pages) scjewel.com (mirror site ad purposes over 380) scbustours.com (30 counting link back to scjewel.com)

Digital Ads – CCLMC generated **78.1digital media impressions** as a direct result of FWC event & Marketing Plan.

Magazine Ads

Travel 50 & Beyond – 115,000 circulation – quarterly publication – half page (1)

2016 USA Today Special Centennial Edition of National Parks - Digital copy 1.9 million members of National Wildlife Federation – 5 million circulation – half page – includes digital banner ads (1)

BASS Fishing –500,000 circulation – 6 months – full page (6)

Newspaper Ads -The State Newspaper – circulation 198,972 – March/ June, Free Times 36K circulation March/June (4)

Due North – Sports Management – Full Page – Spring/ Summer 2017 – (2)

SC Hunting & Fishing Regulations – Full Page (1)

SC Visitor Guide – 500,000+ circulation - Full Page – Annual (1)

Carolina Living – 500,000 circulation – Full Page – Fall/Winter 2016 includes digital banner ads (1)

Others to come including ad partnership with MASCT in discussion…

Television Ads – CCLMC 30 second TV Ad Schedule:

(Scheduled to Date – more to come) Totally amazing….. as a result of direct media buys and various shows Lake Murray aired to **578** million households both nationally and internationally last year through TV.

Oakley Bass Tour ad runs in Western and mid US markets - World Fishing Network & Sportsman Channel July 2016 - September 2016 – includes Digital Banner Ad

National Collegiate Championship – NBC Sports – across US – May 2017

SC PRT – 30s ad airing in neighboring markets like Charlotte, Asheville, Raleigh, Savannah (TV net in a 750 mile radius of Columbia) runs for 2 quarters Fall 2016 - Spring 2017

South Carolina Outdoors Show 2 ONE HOUR Shows aired to Myrtle Beach, Florence, Charleston to Orangeburg, Sumter, Greensboro, Winston Salem, Wilmington and Raleigh Durham going into 140,000 households - 52 weeks – includes mobile banner ad.

Scott Martin Show airs quarters 1,2 & 4 of 2016 on NBC Outdoors, Destination America, Pursuit Channel, World Fishing Network, Time Warner Texas, Time Warner Carolina and AMG TV – includes Digital Banner Ad

WIS TV 120 spots promoting July 4th events around region – May/June 2017 – includes Digital Banner Ad

Radio Ads: 640 spots - WTCB/B106 FM, WZMJ/The Lake, WCOS, and WARQ/93.5 , 2/15/16-3/24/16, 6/1/16-7/2/16. Digital Banner Ads running as well.

Billboards 4 Digital Boards – Local market Spring/Summer for Taste of Lake Murray and July Celebration on Lake
2 Digital Boards – Asheville – Charlotte – Spring/Summer

TripAdvisor – CCLMC sponsors 8 cities on Trip Advisor – Chapin, Irmo, Lexington, Newberry, Saluda, Blythewood, West Columbia and Columbia, TripAdvisor is the number one tourism website for trip planning.

6% of the total global internet population uses TripAdvisor at least once per month… AND in one month we delivered 189,276 impressions telling potential visitors about our restaurants, shops, hotels and more!

Motorcoach Market Place – Representing the region at various group tour and bus market shows included Travel South, National Tour Association, American Bus Association.

Special Events/Promotions:

CCLMC is stretching golf marketing dollars by partnering with - Mountains to Midlands Golf Promotion join with 4 other tourism regions in SC to feed golfers on I-20, I-26 and I-77 – marketing this promotion at various golf shows in Canada and Ohio. Magazine Ads in *The Traveling Golfer, SC Golf*

Continue the digital boards in our two feeder markets……SC State Welcome Centers…… Ft Mill and N Augusta.

December 2015 - NEW TO REGION - Striped Bass Event – December – Debut Event –Dreher Island – Jamil Temple

Jan/Feb/March 2016 – Two golf shows – Ohio markets, (Golf bookings to date - 112 golfers @ 2 nights)

March 2016 Taste of Lake Murray – room nights at Doubletree by Hilton

May 2016 National Collegiate Championship

July 2, 2016 – Lake Murray Fireworks Celebration

September 2016 – SUP – Outdoor Paddleboarders Association

October 2016 –Pro Watercross – National Jet ski competition – 125 participants from across US TBD

November 2016 Lake Murray's Christmas Light Boat Parade - TBD

BIG NEWS

Capital City/Lake Murray Country was recently recognized for our efforts in hosting the Forrest Wood Cup and named the recipient of the

Sports Destination Management Champions of Economic Impact in Sports Tourism Award

NOV 2015
RECEIVED
LEXINGTON COUNTY
COUNCIL
LEXINGTON, S.C.

CAPITAL CITY LAKE MURRAY COUNTRY RTB
IRMO, SOUTH CAROLINA

FINANCIAL STATEMENTS

JUNE 30, 2015

ANN K. LANG, CPA
IRMO, SOUTH CAROLINA

ANN K. LANG, CPA
CERTIFIED PUBLIC ACCOUNTANT

107 OAK PARK DRIVE, SUITE A
IRMO S.C. 29063
(803) 732-2713 FAX:732-2714

TAX SERVICES & PLANNING
COMPUTER CONSULTING
SMALL BUSINESS SERVICES
ANN@ANNLANGCPA.COM

ACCOUNTANT'S COMPILATION REPORT

To the Board of Directors

Management is responsible for the accompanying financial statements of Capital City Lake Murray Country RTB, which comprise the statement of financial position as of June 30, 2015 and the related statement of activities, change in net assets, and cash flows for the years then ended in accordance with accounting principles generally accepted in the United States of America. We have performed compilation engagements in accordance with Statements on Standards for Accounting and Review Services promulgated by the Accounting and Review Services Committee of the AICPA. We did not audit or review the financial statements nor were we required to perform any procedures to verify the accuracy or completeness of the information provided by management. Accordingly, we do not express an opinion, a conclusion, nor provide any form of assurance on these financial statements.

Management has elected to omit substantially all the disclosures ordinarily included in financial statements prepared in accordance with accounting principles generally accepted in the United States of America. If the omitted disclosures were included in the financial statements, they might influence the user's conclusions about the company's assets, liabilities, equity, revenue and expenses. Accordingly, the financial statements are not designed for those who are not informed about such matters.

Ann Lang

ANN K. LANG, CPA
CERTIFIED PUBLIC ACCOUNTANT
IRMO, SC
SEPTEMBER 11, 2015

CAPITAL CITY/LAKE MURRAY COUNTRY RTB

STATEMENT OF FINANCIAL POSITION

JUNE 30, 2015

ASSETS

CURRENT ASSETS	
Cash in bank and on hand	$ 15,274
Accounts receivable	77,815
Prepaid expenses	3,665
Total Current Assets	96,754
BUILDING AND EQUIPMENT, net of accumulated depreciation	386,945
TOTAL ASSETS	483,699

LIABILITIES AND NET ASSETS

CURRENT LIABILITIES	
Accounts payable and accrued expenses	$ -
Credit card payables	22,966
Other current liabilities	4,371
Total Current Liabilities	27,337
NON-CURRENT LIABILITIES	
Notes payable	188,015
NET ASSETS	
Unrestricted	268,347
TOTAL LIABILITIES AND NET ASSETS	483,699

CAPITAL CITY/LAKE MURRAY COUNTRY RTB

STATEMENT OF ACTIVITIES

FOR YEAR ENDED JUNE 30, 2015

		Unrestricted
REVENUE		
State and fundsharing grants	$	308,000
Partnership Income		20,313
Fundraising Event		44,105
Accomodation Tax Funds		611,886
Hospitality Grants		75,000
Corporate Sponsers		11,000
Advertising Income		31,733
Special Event Donation		6,372
Visitor Center Income		4,397
Total Revenue	$	1,112,806
EXPENSES		
Advertising and Promotion	$	801,287
Bad Debt Expense		100
Wages and salaries		335,809
Payroll taxes		28,896
Professional fees		3,040
Office Expense		9,092
Visitor Center Expense		57,640
Information technology		1,769
Travel		10,170
Meetings		10,788
Interest		15,655
Depreciation		13,518
Insurance		46,795
Telephone		12,099
Equipment Leasing		1,675
Dues & Subscriptions		1,335
Total Expense	$	1,349,668
CHANGE IN NET ASSETS	$	(236,862)
NET ASSETS, beginning of the year		505,209
NET ASSETS, End of the year	$	268,347

CAPITAL CITY/LAKE MURRAY COUNTRY RTB

STATEMENT OF FUNCTIONAL EXPENSES

FOR THE YEAR ENDING JUNE 30, 2015

	Event Production And Promotion	Visitor's Center	Management	Total
Advertising and Promotion	$ 801,287			$ 801,287
Bad Debt Expense	100			100
Wages and salaries	263,559	32,448	39,801	335,808
Payroll taxes	21,425	3,121	4,350	28,896
Professional fees			3,040	3,040
Office Expense	9,092			9,092
Visitor Center Expense		57,640		57,640
Information technology	1,769			1,769
Travel	10,170			10,170
Meetings	8,377		2,411	10,788
Interest		15,655		15,655
Depreciation		13,518		13,518
Insurance	46,796			46,796
Telephone	12,099			12,099
Equipment Leasing	1,675			1,675
Dues & Subscriptions	1,335			1,335
Total	$ 1,177,684	$ 122,382	$ 49,602	$ 1,349,668

CAPITAL CITY/LAKE MURRAY COUNTRY RTB

STATEMENT OF CASH FLOWS

FOR THE YEAR ENDED JUNE 30, 2015

Increase (Decrease) in Cash and Cash Equivalents

CASH FLOWS FROM OPERATING ACTIVITIES		
Decrease in net assets	$	(236,862)
Adjustments to reconcile increase in net assets to net cash		
Provided by operating activities		
Depreciation		13,518
(Increase) decrease in operating assets		
Accounts receivable		80,958
Prepaid expenses		221,335
Increase (decrease) in operating liabilities		
Accounts payable and accrued expenses		(75,285)
NET CASH PROVIDED BY OPERATING ACTIVITIES		3,664
CASH FLOWS FROM FINANCING ACTIVITIES		
Net increase in short-term debt		9,696
Net decrease in long-term debt		(12,328)
NET CASH PROVIDED BY FINANCING ACTIVITIES		(2,632)
Net increase in cash and cash equivalents		1,032
Cash and cash equivalents beginning of the year		14,242
Cash and cash equivalents at end of the year	$	15,274

10:02 AM
11/06/15
Accrual Basis

Capital City/Lake Murray Country Regional Tourism Board
Balance Sheet
As of November 6, 2015

NOV 2015
RECEIVED
LEXINGTON COUNTY
COUNCIL
LEXINGTON, S.C.

	Nov 6, 15
ASSETS	
Current Assets	
Checking/Savings	
Regions Business Savings	1,500.14
Regions Checking Account	119,479.89
Total Checking/Savings	120,980.03
Accounts Receivable	
Accounts Receivable	15,198.60
Total Accounts Receivable	15,198.60
Total Current Assets	136,178.63
Fixed Assets	
Accumulated Depreciation	-212,390.00
Building Structure	406,718.00
Computers	6,352.83
Historic Structure	52,000.00
Property,Plant,Equipment	134,264.00
Total Fixed Assets	386,944.83
Other Assets	
Petty Cash Drawer	65.00
Total Other Assets	65.00
TOTAL ASSETS	**523,188.46**
LIABILITIES & EQUITY	
Liabilities	
Current Liabilities	
Credit Cards	
Regions Business Visa Card	39,969.47
Total Credit Cards	39,969.47
Other Current Liabilities	
Payroll Liabilities	5,218.96
Total Other Current Liabilities	5,218.96
Total Current Liabilities	45,188.43
Long Term Liabilities	
Regions Bank Mortgage	184,825.25
Total Long Term Liabilities	184,825.25
Total Liabilities	230,013.68
Equity	
Retained Earnings	266,422.37
Net Income	26,752.41
Total Equity	293,174.78
TOTAL LIABILITIES & EQUITY	**523,188.46**

COUNTY OF LEXINGTON
TOURISM DEVELOPMENT FEE
Annual Budget
Fiscal Year - 2016-17

Object Code	Revenue Account Title	Actual 2014-15	Received Thru Dec 2015-16	Amended Budget Thru Dec 2015-16	Projected Revenues Thru Jun 2015-16	Requested 2016-17	Recommend 2016-17	Approved 2016-17
	***Tourism Development Fee 2130:**							
	Revenues:							
435300	Tourism Development Fees	1,165,772	653,560	1,010,000	1,010,000	1,200,000		
435302	TDF - Discount Travel Websites	95,280	59,873	70,000	70,000	90,000		
	Other Revenue:							
461000	Investment Interest	164	115	150	150	200		
469912	Litigation Settlement	81,776	0	0	0	0		
	**** Total Revenue**	1,342,992	713,548	1,080,150	1,080,150	1,290,200	0	0
	*****Appropriation Total**				1,080,150	1,290,200	0	0
	FUND BALANCE Beginning of Year				200,474	200,474	200,474	200,474
	FUND BALANCE - Projected End of Year				200,474	200,474	200,474	200,474

Fund 2130
Division: General Administrative
Organization: 101100 - County Council

Object Code	Expenditure Classification	2014-15 Expenditure	2015-16 Expend (Dec)	2015-16 Amended (Dec)	2016-17 Requested	BUDGET 2016-17 Recommend	BUDGET 2016-17 Approved
	Personnel						
	*** Total Personnel**	**0**	**0**	**0**	**0**	**0**	**0**
	Operating Expenses						
520500	Legal Services	0	0	50,000	50		
521000	Office Supplies	0	0	50	50		
521100	Duplicating	0	0	50	50		
525100	Postage	0	0	100	50		
534400	Convention Center Facility	1,253,946	674,426	1,029,950	1,290,000		
	*** Total Operating**	**1,253,946**	**674,426**	**1,080,150**	**1,290,200**	**0**	**0**
	**** Total Personnel & Operating**	**1,253,946**	**674,426**	**1,080,150**	**1,290,200**	**0**	**0**
	***** Total Budget Appropriation**	**1,253,946**	**674,426**	**1,080,150**	**1,290,200**	**0**	**0**

COUNTY OF LEXINGTON
TEMPORARY ALCOHOL BEVERAGE LICENSE FEE
Annual Budget
Fiscal Year 2016-17

Object Code	Revenue Account Title	Actual 2014-15	Received Thru Dec 2015-16	Amended Budget Thru Dec 2015-16	Projected Revenues Thru Jun 2015-16	Requested 2016-17	Recommend 2016-17	Approved 2016-17
	***Temporary Alcohol Beverage License Fee 2140:**							
	Revenues:							
435400	Temp. Alcohol Beverage Permit Fee	103,580	14,900	80,000	80,000	80,000		
461000	Investment Interest	384	269	200	200	200		
	**** Total Revenue**	103,964	15,169	80,200	80,200	80,200	0	0
	*****Appropriation Total**				62,000	64,500	0	0
	FUND BALANCE Beginning of Year				281,364	299,564	299,564	299,564
	FUND BALANCE - Projected End of Year				299,564	315,264	299,564	299,564

Fund 2140
Division: Non-departmental
Organization: 999900 Non-departmental

Object Code	Expenditure Classification	2014-15 Expenditure	2015-16 Expend (Dec)	2015-16 Amended (Dec)	2016-17 Requested	BUDGET 2016-17 Recommend	BUDGET 2016-17 Approved
	Operating Expenses						
529903	Contingency	0	0	0	0		
534070	Gaston Collard Festival	2,500	0	2,500	2,500		
534071	Lexington County Peach Festival	2,500	2,500	2,500	2,500		
534072	SC Poultry Festival	2,500	0	2,500	2,500		
534073	Pelion Peanut Festival	2,500	0	2,500	2,500		
534074	Chapin Labor Day Festival	0	2,500	2,500	2,500		
534075	Irmo Okra Strut	0	2,500	2,500	2,500		
534076	Lexington Oktoberfest	0	0	0			
534077	Congaree Western Weekend	0	0	0			
534079	West Cola. Riverwalk Music Festival	0	0	0			
534080	Swansea Festival	0	0	0			
534081	Pine Ridge Festival	0	0	0			
534083	Riverfest - Epilepsy Foundation of SC	0	0	0			
534097	Unearth - Saluda Shoals Foundation	2,500	0	0			
534098	Tartan Day South - The River Alliance	2,500	0	2,500	4,000		
534313	Saluda Shoals - Nature Theater Series	0	0	2,500	3,500		
	*** Total Operating**	**15,000**	**7,500**	**20,000**	**22,500**	**0**	**0**
	**** Total Personnel & Operating**	**15,000**	**7,500**	**20,000**	**22,500**	**0**	**0**
	Other Financing Uses						
812501	Op Trn to Community Juvenile Arbitration	42,000	21,000	42,000	42,000		
	****Total Other Financing Uses**	**42,000**	**21,000**	**42,000**	**42,000**	**0**	**0**
	***** Total Budget Appropriation**	**57,000**	**28,500**	**62,000**	**64,500**	**0**	**0**

County of Lexington
TEMPORARY ALCOHOL BEVERAGE LICENSE FEE FY2016/17

JAN 2016
RECEIVED
LEXINGTON COUNTY COUNCIL
LEXINGTON, S.C.

APPLICATION

1. Name of Festival: Tartan Day South Highland Games & Celtic Festival
2. Sponsoring Organization: The River Alliance

   Mailing Address: 420 Rivermont Dr. Columbia, SC 29210
3. Festival Director:

   Name John Banks Title Festival Coordinator

   Telephone 803-665-7620 Alternate Telephone 803-765-2200

   Fax Number 803-794-6505

   Email johnbanks@columbiaspeedway.com
4. Festival Website: tartandaysouth.com
5. Event Category (*Check One*):

   ◉ Festival: _____

   ○ Other – Pursuant to State Statute Section 61-6-2010: _____
6. Festival Timeline *(Actual Dates of Festival)*: March 30 - April 2 2017
7. Location of Festival: Historic Columbia Speedway and Riverwalk Amphitheater
8. How many people do you expect to attend? 20,000
9. Festival Budget: **Request for funds must meet the requirements of Chapter 61, Section 61-6-2010, SC Code of Laws, 1976, as amended.**

   a. Estimated cost for this project: $ 75,000

   b. Amount of funds requested for this project: $ 4,000

   c. This request equals what percent of the total Festival Budget? 5.3 %
10. Has your festival previously received Temporary Alcohol Beverage License Fee funding?

    ■ Yes ☐ No

    a. If yes, state year 2016, amount $ 2,500, source Lexington Cty, and purpose: Advertising out of area

    b. For each award year, did you expend 100% of the Temporary Alcohol Beverage License Fee funds you received? ■ Yes ☐ No

    c. If no, please explain: _____

11. Type of Organization:

Please check one:

- ○ County Government
- ○ Municipal
- ◉ Non-profit Organization
- ○ Community service club, church, etc.
- ○ Other:_____

Note: For-profit organizations are not eligible for funding.

12. Festival description - please attach a report with the following information:

a. General description of the festival and brief history of the organization
b. State the benefit that this festival will serve toward promoting tourism and the Lexington County Community
c. Total attendance to the festival versus the number of total tourists in attendance
d. Economic impact generated by tourism to the festival
e. Overall description of how the festival attracts and promotes tourists to the area and **specifically how the Temporary Alcohol Beverage License Fee funds were used to accomplish this**, i.e. brochures - $300, etc.
f. Additional comments: attached ✓

Signature of Festival Director:

John Banks	Festival Coordinator
Name	Title
John R. Banks	January 8, 2016
Signature	Date

ORIGINAL APPLICATION DUE BY:
FRIDAY, JANUARY 8, 2016
FY16/17 Festival Application
Lexington County Council
212 South Lake Drive, Suite 601
Lexington, SC 29072

County of Lexington
TEMPORARY ALCOHOL BEVERAGE LICENSE FEE
FY2016/17

FUNDING SOURCES

Organization: The River Alliance

List of Funding Sources	Actual 2014/15	Current 2015/16	Estimated 2016/17
City of Cayce H Tax	$ 18,000.00	$ 15,500.00	$ 18,000.00
City of Cayce A Tax	$ 3,000.00	$ 4,000.00	$ 4,000.00
City of West Columbia A Tax	$ 5,000.00	$ 8,000.00	$ 5,000.00
Lexington Beverage Tax	$ 2,500.00	$ 2,500.00	$ 4,000.00
Sponsors	$ 5,200.00	$ 5,000.00	$ 7,000.00
Vendor Fees	$ 6,265.00	$ 5,000.00	$ 5,000.00
Beverage Sales and Car Club Fees	$ 4,955.00	$ 5,000.00	$ 5,000.00
Ticket Sales	$ 34,848.00	$ 30,000.00	$ 30,000.00
	$ 79,768.00	$ 75,000.00	$ 78,000.00

County of Lexington
TEMPORARY ALCOHOL BEVERAGE LICENSE FEE FY2016/17

EXPENDITURES

Organization: The River Alliance

List of Expenditures	Actual 2014/15	Current 2015/16	Estimated 2016/17
Event Insurance	$ 1,579.00	$ 2,000.00	$ 2,000.00
Printed Marketing Materials	$ 2,806.00	$ 3,000.00	$ 3,000.00
Entertainment, Athletics Sound, The Celtic force	$ 20,000.00	$ 20,000.00	$ 20,000.00
Tents and Table Rentals	$ 9,230.00	$ 10,000.00	$ 10,000.00
Restroom Rentals and other Logistical Rentals	$ 2,881.00	$ 3,000.00	$ 3,000.00
Advertising and Marketing	$ 19,968.00	$ 23,000.00	$ 23,000.00
Facility Rentals and Electrical Cost	$ 6,717.00	$ 8,000.00	$ 6,000.00
Misc Labor	$ 4,885.00	$ 5,000.00	$ 5,000.00
SC Amusement Taxes	$ 1,673.00	$ 2,000.00	$ 2,000.00
Lodgeing for Bands and Judges	$ 1,748.00	$ 1,000.00	$ 1,000.00
Contribution to TRA	$ 3,629.00		
Other Misc Entertainors	$ 1,023.00		
	$ 76,139.00	$ 77,000.00	$ 75,000.00

Clear Forms | Print Forms | Save Forms

County of Lexington
TEMPORARY ALCOHOL BEVERAGE LICENSE FEE
FINAL REPORT
CURRENT FY 2015/16

I. FESTIVAL INFORMATION:
Organization Name: The River Alliance

Festival Name: Tartan Day South Highland Games & Celtic Festival

Contact Name: John Banks Phone: _____

II. FESTIVAL COMPLETION:
Were you able to complete the festival as stated in your original application? (•) Yes ( ) No
If no, state any problems you encountered: _____

III. FESTIVAL SUCCESS:
Please share any additional comments regarding the festival (e.g., lessons learned, successes, problems encountered, etc.):
Tartan Day South has continued to grow at almost 25% per year. Our out of state visitors are increaing at a faster rate.

IV. FESTIVAL ATTENDANCE:
Record numbers in table below as requested by the Tourism Expenditure Review Committee. Numbers are to reflect attendance and funds received for festivals for current and previous year.

	2015/16 Current Year	2014/15 Previous Year
Total Budget of Festival	$ 77,000.00	$ 75,000.00
Amount Funded by the Temporary Alcohol Beverage License Fee	$ 2,500.00	$ 2,500.00
Amount Funded by the Temporary Alcohol Beverage License Fee from all Sources		
Total Attendance	n/a	10,639
Total Tourists*	n/a	3,200

*Tourists are generally defined as those who travel 50 miles or more to attend.

V. METHODS:
Please describe the methods used to capture the attendance data listed above (license plates, surveys, etc.):
We collect Zip codes from patrons and body count as they enther the gates.

VI. FESTIVAL BUDGET:
Attach a report indicating what festival expenses were paid for using Temporary Alcohol Beverage License Fee for the fiscal year.

VII. ORGANIZATION SIGNATURE:
Provide signature of official with the organization verifying accuracy of above statements.

John Banks
Name

Festival Coordinator
Title

John R. Banks
Signature

January 8, 2016
Date

Tartan Day South Answers to Question 12:

a. General description of the festival and brief history of the organization

Tartan Day South is a multifaceted multiday festival celebrating Celtic Heritage. We have stretched the festival to four days to encourage overnight stays from our visitors. We celebrate national Tartan Day, a holiday created by the US Congress to celebrate the contributions of Americans of Scottish and Irish decent.

The four days include:

Thursday night's event is an outdoor Movie Night featuring a Celtic themed film.

Friday's Celtic Commotion is a concert with three bands, bagpipe performances, Traditional Dancing, and other exhibits.

Saturday is the Main event with 10 hours of festival covering 9 acres. The event includes Highland Athletics, Traditional Dancing Exhibitions, Great Celtic Music, Mass Pipe Bands, Sheep Dog Herding Exhibitions, Birds of Prey Exhibitions, Traditional Foods & Drink, Genealogy, Classic British Car Show, Celtic Clans & Societies, Ax Tossing & Archery, Celtic Marketplace and Kids Rides and Play Area.

The Festival Concludes on Sunday morning with a Kirkin' of the Tartans service.

Brief history of The River Alliance:

The River Alliance mission is the creation of community benefit from the region's rivers. We receive some support from our member governments but also rely on our private sector partners. We can affirm this support has a direct impact on our ability to continue operations and develop projects. We have been successful in creating a regional public policy of river access. We have then followed through with defining and resourcing projects. We have formed successful teams to design, engineer and permit these projects and we have managed their creation. Our success is measured in the thousands of people who routinely visit. Our web site, www.riveralliance.org has more details. For those who have not seen the Three Rivers Greenway, I suggest a weekend visit. A map can be downloaded from the site. The busiest portions routinely see 400-500 users per hour.

b. State the benefit that this festival will serve toward promoting tourism and the Lexington County Community

This themed festival draws a genre of people who follow these events around the country. The bands we bring in have international and regional followings that also brings tourists. We have had a tremendous success in drawing from outside our area. By collecting Zip Code at last year's event we captured visitors from 163 cities and towns in 24 states and three foreign countries. We also

captured zip codes from 49 South Carolina cities that are located outside 50 miles from Lexington County. This festival opens new eyes to what Lexington County has to offer.

c. Total attendance to the festival versus the number of total tourists in attendance

The total attendance has grown each year. The event celebrated the fifth year in April of 2015. The attendance of the 2015 reached over 10,600. Through the data collected we estimate that over 1,300 visitors were from out of state and another 1,900 South Carolina visitors were from outside of 50 miles from Lexington. This indicates over 30% of the attendees would be considered tourists.

d. Economic impact generated by tourism to the festival

The economic impact for the festival is far reaching from restaurants, hotels, pubs, and gas stations. Based on figures provided by SCPRT for estimating economic impact the festival conservatively provides over $1.35 million dollars on the main event day alone. A local business right down the road from the speedway states that it is their busiest day of the year over the last four years.

e. Overall description of how the festival attracts and promotes tourists to the area and specifically how the Temporary Alcohol Beverage License Fee funds were used to accomplish this, i.e. brochures - $300, etc.

We purchase billboards in Charlotte and Augusta at around $1,000. We purchase over $3,000 dollars in state wide radio ads through 97.5 FM which reaches 75% of South Carolina's population. We receive $2,500 last year and that is where it was targeted.

2015 Tartan Day South Final Accounting

Marketing Expenses

Printing	$	2,556.44
Scottish Banner	$	488.33
102.3 Fox	$	1,550.00
98.5 Steve WVOC 560 AM	$	2,000.00
97.5 WCOS FM	$	2,000.00
Church Mailer	$	250.00
107.5 The Game	$	1,520.00
WIS TV Full Market	$	6,000.00
Peach Jar	$	540.00
Lamar Billboards	$	1,500.00
Billboard CVB	$	500.00
Irmo News, CWC News	$	400.00
Lexington Chronical	$	1,000.00
The State	$	1,000.00
Social Media Consultant	$	500.00
The Celtic Force (Travel Marketer to 16 Highland Game)	$	2,800.00
New Web Site Build	$	720.00
Total Marketing	**$**	**25,324.77**
Operating Expenses	**$**	**50,814.39**
Total Expenses	**$**	**76,139.16**

Other Expenses

Tent Rentals	$	9,230.86
Vip Tent Expenses	$	487.10
Golf Carts	$	356.00
Volunteer T-Shirts	$	367.71
Restroom Services	$	1,358.60
Misc Equipment	$	588.48
Weights for Athletes	$	620.00
Feeding Athletes	$	210.00
Credit Card Fees	$	103.92
Music Artists	$	9,500.00
Pipe Bands	$	1,500.00
Herding & Falconry	$	1,300.00
Electrical and Logistics Rentals	$	2,678.17
Dancers	$	300.00
Security and Fire	$	717.50
Story Teller	$	200.00
Axe Throwing & Archery	$	750.00
Athletics	$	1,300.00
Sound	$	3,300.00
Rooms for Bands & Judges	$	1,748.25
Event Insurance	$	1,579.48
Facility Rental	$	6,000.00
Awards	$	60.94
Miscelanous Labor	$	2,810.00
Ammusement Taxes	$	1,672.38
Grant Writers Fees	$	2,075.00
Operating Expenses	**$**	**50,814.39**

Income Items

Grants		
West Columbia A-Tax	$	5,000.00
Cayce A-Tax	$	3,000.00
Lexington Beverage Tax	$	2,500.00
Cayce H-Tax	$	18,000.00
Sponsors		
Guiness	$	1,500.00
BB&T	$	1,000.00
Cox Wood Perserving	$	1,000.00
Back Packer	$	500.00
Bath Fitters	$	500.00
Robert Burns	$	200.00
Kitchen Magic	$	500.00
Total Grants & Sponsors	**$**	**33,700.00**
Vendor Income	$	6,265.00
Car Club Fees and Income	$	1,396.45
Program Sales	$	335.00
Ticket Sales	$	34,848.00
Beverage Income	$	3,223.92
Total Other Income	**$**	**46,068.37**
Total Income	**$**	**79,768.37**
Total Expenses	**$**	**76,139.16**
Net Money Raised	**$**	**3,629.21**

100%

5TH ANNUAL

TARTAN DAY SOUTH

HIGHLAND GAMES & CELTIC FESTIVAL

TARTAN DAY SOUTH 2015 BY THE NUMBERS

10,639 TOTAL ATTENDEES OVER 4 DAYS

1166 ZIP CODES WERE COLLECTED ONLY ON SATURDAY MARCH 28TH, 2015

ALL ZIP CODES WERE COLLECTED FROM PATRONS OF THE EVENT. (NO VENDORS, ARTISTS, OR EXHIBITORS)

ATTENDEES FROM 163 CITIES AND TOWNS

196 ZIP CODES COLLECTED FROM OUTSIDE OF SC

ESTIMATED 1,300 PATRONS (TOURISTS) OUTSIDE SC

TOURISTS FROM 78 CITIES IN 24 STATES AND 3 FOREIGN COUNTRIES (SCOTLAND, GERMANY, AND IRELAND)



970 ZIP CODES WERE COLLECTED FROM 85 DIFFERENT CITIES IN SOUTH CAROLINA

256 ZIP CODES FROM 49 CITIES IN SOUTH CAROLINA OUTSIDE OF 50 MILES OF LEXINGTON COUNTY

ESTIMATED 1,900 PATRONS (TOURISTS) OUT SIDE 50 MILES OF LEXINGTON COUNTY

TARTAN DAY SOUTH 2015 ECONOMIC IMPACT

$1.35 MILLION DOLLARS ON THE LOCAL ECONOMY

BASED ON SCPRT FORMULAS

Tartan Day South 2015 Visitors 78 Cities in 24 States and 3 Foreign Countries

Georgia

MABLETON GA
PEACHTREE CITY GA
TALMO GA
HARTWELL GA
WINTERVILLE GA
EVANS GA
GROVETOWN GA
HEPHZIBAH GA
THOMSON GA
WAYNESBORO GA
AUGUSTA GA
ATLANTA GA
ROSWELL GA
BLOOMINGDALE GA
POOLER GA
SAVANNAH GA

Florida

JACKSONVILLE FL
PENSACOLA FL
GAINESVILLE FL
PALM BAY FL
JUPITER FL
PALM BEACH FL
CAPE CORAL FL

Alabama

MADISON AL

Tennessee

CLEVELAND TN
JOHNSON CITY TN
COLLIERVILLE TN

Kentucky

CALVERT CITY KY

Indiana

AVON IN
INDIANAPOLIS IN

Michigan

NASHVILLE MI

Iowa

ESTHERVILLE IA

Wisconsin

HARTLAND WI
CAMBRIDGE WI
MANITOWOC WI

Illinois

ELMHURST IL

Louisiana

NEW LLANO LA

Texas

WHITNEY TX

California

FOLSOM CA

Massachusetts

LEOMINSTER MA
MELROSE MA

North Carolina

SANFORD NC
CARY NC
HARRISBURG NC
KINGS MOUNTAIN NC
LINCOLNTON NC
MATTHEWS NC
MOORESBORO NC
CHARLOTTE NC
FORT BRAGG NC
FAYETTEVILLE NC
HICKORY NC
CRESTON NC
BREVARD NC
ROSMAN NC
GERMANTON NC

New York

EDEN NY
KODAK OFFICE NY
ROCHESTER NY

Pennsylvania

MAYTOWN, PA
HAVERTOWN PA
DOWNINGTOWN PA

West Virginia

ROCK WV
ADRIAN WV

Virginia

EVINGTON VA

Ohio

THORNVILLE OH
CLEVELAND OH
SOMERSET OH
BRECKSVILLE OH
BUCYRUS OH
SANDUSKY OH
WEST CHESTER OH
XENIA OH

New Hampshire

MANCHESTER NH

Maine

HAMPDEN ME

Maryland

BETHESDA MD
BALTIMORE MD

Countries Outside USA

Ireland

DURRY CITY

Scotland

EDINBOROUGH

Germany

Munich

South Carolina Cities Represented at TDS 2015

BATESBURG SC
BETHUNE SC
BISHOPVILLE, SC
LEXINGTON SC
BLYTHEWOOD SC
CAMDEN SC
CAYCE SC
CHAPIN SC
COPE SC
DALZELL SC
EASTOVER SC
ELGIN SC
ELLOREE SC
GASTON SC
GILBERT SC
HOPKINS SC
IRMO SC
KERSHAW SC
LITTLE MOUNTAIN SC
LUGOFF SC
NEESES SC
NEWBERRY SC
NORTH SC
ORANGEBURG SC
PEAK, SC
PELION SC
PINEWOOD SC
PROSPERITY SC
REMBERT SC
RIDGE SPRING SC
RIDGEWAY SC
ROWESVILLE SC
SAINT MATTHEWS SC
SALUDA SC
SPRINGFIELD SC
SUMTER SC
SHAW AFB SC
SWANSEA SC
WAGENER SC
WEDGEFIELD SC
WEST COLUMBIA SC
WESTVILLE SC
WINNSBORO SC
COLUMBIA SC

FOREST ACRES SC
CAMPOBELLO SC
KINARDS SC
HILTON HEAD,SC
LYMAN SC
WELLFORD SC
WOODRUFF SC
CHARLESTON SC
NORTH CHARLESTON SC
CROSS SC
GOOSE CREEK SC
HUGER SC
LADSON SC
MOUNT PLEASANT SC
SUMMERVILLE SC
WADMALAW ISLAND SC
FLORENCE SC
EFFINGHAM SC
HARTSVILLE SC
KINGSTREE SC
MARION SC
MYRTLE BEACH SC
PAWLEYS ISLAND SC
GREENVILLE SC
RIDGELAND, SC
ANDERSON SC
GREER SC
HONEA PATH SC
IVA SC
MAULDIN, SC
NEWRY SC
NINETY SIX SC
PIEDMONT SC
SIMPSONVILLE SC
TAYLORS SC
CHESTER SC
FORT MILL SC
LANCASTER SC
ROCK HILL SC
AIKEN SC
BLACKVILLE SC
GREENWOOD SC
WILLISTON SC
NORTH AUGUSTA SC

County of Lexington
TEMPORARY ALCOHOL BEVERAGE LICENSE FEE FY2016/17

JAN 2016
RECEIVED
LEXINGTON COUNTY COUNCIL
LEXINGTON, S.C.

APPLICATION

1. Name of Festival: South Carolina Poultry Festival
2. Sponsoring Organization: Leesville Merchants Associaton
   Mailing Address: PO Box 4067, Batesburg-Leesville, SC 29070
3. Festival Director:
   Name Randy Taylor, Daphyne Ridgell Title Co-Chairs
   Telephone 803-532-9273 Alternate Telephone 803-429-5198
   Fax Number 803-332-1940
   Email bshealy@economyfurn.com
4. Festival Website: scpoultryfestival.com
5. Event Category (*Check One*):
   ◉ Festival: _____
   ○ Other – Pursuant to State Statute Section 61-6-2010: _____
6. Festival Timeline *(Actual Dates of Festival)*: 05/12,13,14/2016
7. Location of Festival: Leesville Business District
8. How many people do you expect to attend? 80,000
9. Festival Budget: **Request for funds must meet the requirements of Chapter 61, Section 61-6-2010, SC Code of Laws, 1976, as amended.**
   a. Estimated cost for this project: $ 100,000.00
   b. Amount of funds requested for this project: $ 2500.00
   c. This request equals what percent of the total Festival Budget? 2.5 %
10. Has your festival previously received Temporary Alcohol Beverage License Fee funding?
   ■ Yes ☐ No
   a. If yes, state year 2015, amount $ 2500., source Lex. County, and purpose: Advertising, Publicity
   b. For each award year, did you expend 100% of the Temporary Alcohol Beverage License Fee funds you received? ■ Yes ☐ No
   c. If no, please explain: _____

11. Type of Organization:

Please check one:

- ○ County Government
- ○ Municipal
- ◉ Non-profit Organization
- ○ Community service club, church, etc.
- ○ Other: _____

Note: For-profit organizations are not eligible for funding.

12. Festival description - please attach a report with the following information:

a. General description of the festival and brief history of the organization
b. State the benefit that this festival will serve toward promoting tourism and the Lexington County Community
c. Total attendance to the festival versus the number of total tourists in attendance
d. Economic impact generated by tourism to the festival
e. Overall description of how the festival attracts and promotes tourists to the area and **specifically how the Temporary Alcohol Beverage License Fee funds were used to accomplish this**, i.e. brochures - $300, etc.
f. Additional comments: a. festival began in 1987 as a way to promote the community & po

b. brings a large crowd to our community demonstratin pride & cooperation. c. total atte

approx. 15,000 out of countyd. economic impact est. $200,000+ e. radio and billboard advertising

Signature of Festival Director:

Randy Taylor, Daphyne Ridgell, Brent Shealy	Co-Chairs
Name	Title
Brent Shealy	01/08/16
Signature	Date

ORIGINAL APPLICATION DUE BY:
FRIDAY, JANUARY 8, 2016
FY16/17 Festival Application
Lexington County Council
212 South Lake Drive, Suite 601
Lexington, SC 29072

County of Lexington
TEMPORARY ALCOHOL BEVERAGE LICENSE FEE
FY2016/17

FUNDING SOURCES

Organization: South Carolina Poultry Festival

List of Funding Sources	Actual 2014/15	Current 2015/16	Estimated 2016/17
Events	$ 20,000.00	$ 22,000.00	$ 20,000.00
Vendors	$ 53,000.00	$ 54,000.00	$ 53,000.00
Sponsorships	$ 20,000.00	$ 20,000.00	$ 20,000.00
Advertising	$ 8,000.00	$ 9,000.00	$ 8,000.00
Grants	$ 2,500.00	$ 2,500.00	$ 2,500.00
	$ 103,500.00	$ 107,500.00	$ 103,500.00

County of Lexington
TEMPORARY ALCOHOL BEVERAGE LICENSE FEE FY2016/17

EXPENDITURES

Organization: South Carolina Poultry Festival

List of Expenditures	Actual 2014/15	Current 2015/16	Estimated 2016/17
Advertising	$ 9,300.00	$ 7,000.00	$ 7,000.00
Events	$ 60,000.00	$ 65,000.00	$ 60,000.00
Bank	$ 140.00	$ 100.00	$ 100.00
Misc	$ 600.00	$ 1,500.00	$ 1,500.00
Contributions	$ 4,400.00	$ 6,000.00	$ 4,000.00
Equipment/Facilities	$ 14,620.00	$ 2,670.00	$ 5,000.00
Insurance	$ 2,800.00	$ 3,500.00	$ 3,500.00
Licenses	$ 150.00	$ 150.00	$ 150.00
Office/Printing	$ 8,400.00	$ 8,500.00	$ 8,500.00
Phone	$ 100.00	$ 100.00	$ 100.00
Rentals	$ 5,200.00	$ 5,500.00	$ 6,000.00
Scholarships	$ 1,700.00	$ 2,000.00	$ 2,000.00
Utilities	$ 740.00	$ 800.00	$ 800.00
Professional	$ 50.00	$ 1,500.00	$ 1,500.00
Souveniers	$ 8,500.00	$ 8,500.00	$ 8,500.00
	$ 116,700.00	$ 112,820.00	$ 108,650.00

Clear Forms | Print Forms | Save Forms

County of Lexington
TEMPORARY ALCOHOL BEVERAGE LICENSE FEE
FINAL REPORT
CURRENT FY 2015/16

I. FESTIVAL INFORMATION:
Organization Name: South Carolina Poultry Festival

Festival Name: South Carolina Poultry Festival

Contact Name: Brent Shealy Phone: 803-532-9273

II. FESTIVAL COMPLETION:
Were you able to complete the festival as stated in your original application? (•) Yes ( ) No
If no, state any problems you encountered:

III. FESTIVAL SUCCESS:
Please share any additional comments regarding the festival (e.g., lessons learned, successes, problems encountered, etc.):

Great weather, crowds, spirit. Had some really good entertainers

IV. FESTIVAL ATTENDANCE:
Record numbers in table below as requested by the Tourism Expenditure Review Committee. Numbers are to reflect attendance and funds received for festivals for current and previous year.

	2015/16 Current Year	2014/15 Previous Year
Total Budget of Festival	$ 112,820.00	$ 116,700.00
Amount Funded by the Temporary Alcohol Beverage License Fee	$ 2,500.00	$ 2,500.00
Amount Funded by the Temporary Alcohol Beverage License Fee from all Sources		
Total Attendance	80000	80000
Total Tourists*	15000	15000

*Tourists are generally defined as those who travel 50 miles or more to attend.

V. METHODS:
Please describe the methods used to capture the attendance data listed above (license plates, surveys, etc.):
ESTIMATES BASED ON PARADE CROWDS

VI. FESTIVAL BUDGET:
Attach a report indicating what festival expenses were paid for using Temporary Alcohol Beverage License Fee for the fiscal year.

VII. ORGANIZATION SIGNATURE:
Provide signature of official with the organization verifying accuracy of above statements.

Brent Shealy
Name

Co-Chair
Title

Brent Shealy
Signature

01/08/16
Date

Temporary Alcohol Beverage License Fee Funding Application FY2016/17

JAN 2016
RECEIVED
LEXINGTON COUNTY
COUNCIL
LEXINGTON, S.C.

SOUTH CAROLINA PEANUT PARTY

P. O. Box 386
Pelion,
South Carolina 29123

January 7, 2016

Diana Burnett, Clerk to Council
Judy R. Busbee
Lexington County Council

Council's TABL Funds enable us to support our advertising campaign, which makes possible our ability to provide scholarships and community programs and promote a tourist friendly community event.

Your willingness to answer our questions and concerns makes the process smoother.

We thank you.

Respectfully,

Susan Enlow
Shirley Sprenne
Festival Co-coordinators

PEANUTS for the good life

South Carolina Peanut Party...
Voted a top tourist attraction by Southeast Tourist Society

County of Lexington
TEMPORARY ALCOHOL BEVERAGE LICENSE FEE FY2016/17

APPLICATION

1. Name of Festival: South Carolina Pelion Peanut Party
2. Sponsoring Organization: South Carolina Pelion Peanut Party

   Mailing Address: P.O. Box 386 Pelion, SC 29123
3. Festival Director:

   Name Susan Enlow and Shirley Spfenne Title SC PPP - Co-Coordinators

   Telephone 803 662-9522 Alternate Telephone 803 785-3272

   Fax Number 803 785-7651

   Email susanenlow1@gmail.com or shirleyg@earthlink.net
4. Festival Website: www.scpelionpeanutparty.com
5. Event Category (*Check One*):

   ◉ Festival: _____

   ○ Other – Pursuant to State Statute Section 61-6-2010: _____
6. Festival Timeline *(Actual Dates of Festival)*: August 12 & 13, 2016
7. Location of Festival: 951 Pine St Pelion, SC 29123
8. How many people do you expect to attend? 10,000
9. Festival Budget: **Request for funds must meet the requirements of Chapter 61, Section 61-6-2010, SC Code of Laws, 1976, as amended.**

   a. Estimated cost for this project: $ 3800.00

   b. Amount of funds requested for this project: $ 2500.00

   c. This request equals what percent of the total Festival Budget? 66 %
10. Has your festival previously received Temporary Alcohol Beverage License Fee funding?

    ☑ Yes ☐ No

    a. If yes, state year 2015, amount $ 2500.00, source LC TABLF Funds, and purpose: Subsidized advertising expenses for SC PPP.

    b. For each award year, did you expend 100% of the Temporary Alcohol Beverage License Fee funds you received? ☑ Yes ☐ No

    c. If no, please explain: _____

11. Type of Organization:

Please check one:

- ○ County Government
- ○ Municipal
- ◉ Non-profit Organization
- ○ Community service club, church, etc.
- ○ Other: _____

Note: For-profit organizations are not eligible for funding.

12. Festival description - please attach a report with the following information:

a. General description of the festival and brief history of the organization
b. State the benefit that this festival will serve toward promoting tourism and the Lexington County Community
c. Total attendance to the festival versus the number of total tourists in attendance
d. Economic impact generated by tourism to the festival
e. Overall description of how the festival attracts and promotes tourists to the area and **specifically how the Temporary Alcohol Beverage License Fee funds were used to accomplish this**, i.e. brochures - $300, etc.
f. Additional comments: _____

See attached. ✓

Signature of Festival Director:

Susan Enlow and Shirley Sprenne	SC PPP - Co-Coordinators
Name	Title
Susan Enlow Sprenne	January 4, 2016
Signature	Date

ORIGINAL APPLICATION DUE BY:
FRIDAY, JANUARY 8, 2016
FY16/17 Festival Application
Lexington County Council
212 South Lake Drive, Suite 601
Lexington, SC 29072

12. Festival description - please attach a report with the following information:
a. General description of the festival and brief history of the organization
This is the 35th SC Pelion Peanut Party with the celebration beginning on August 12 and 13, 2016. Our community is proud each year to host the South Carolina Peanut Princess Pageant for the 36th year to kick off the Peanut Party. Our parade is enjoyed by the hundreds of people lining the streets to see the Grand Marshall, state and local politicians, the Peanut Princesses, creative peanutty floats, the PHS Band, tractors (representing our agricultural heritage), and the 282nd Army Band from Fort Jackson, a highlight since 2007. Last year's *"Peanuts, Popcorn, And Baseball"* highlighted the Lexington County Blowfish Baseball team. This helped to draw baseball fans from all over the state.

This annual event is enjoyed by local townsfolk, as well as those from the surrounding Lexington County in a 50 mile radius. They look forward to it as entertainment for their families – alcohol free, music, fabulous festival food, parade, amusements, crafts, special exhibits and contests. Palmetto Amusements added a regulation sized Ferris wheel that lit up the festival site for miles! Proudly, we can report that during the 35 years of Peanut Party activities we have no reported serious injuries or inappropriate behavior by attendees, vendors, or carnival employees. It is our responsibility to maintain a safe and secure place for all to relax and enjoy the festivities and the peanuts.

The Peanut Party is held on the Pelion Community Center grounds at 951 Pine Street in Pelion. The Steering committee involves our local business leaders, local Pelion Police, and community organizations to help make this event happen. All continue to give their support to the festival. The Peanut Party continues to monetarily support community needs such as high school and community scholarships, the community center ground enhancements, the public library, the Annual Christmas Tree for Children, and catastrophic events that befall our community.

b. State the benefit that this festival will serve toward promoting tourism and the Lexington County Community:
The SC Pelion Peanut Party also exposes the Pelion area to tourists as a wholesome and friendly community in terms of peripheral spending. Businesses – retail and accommodation – within a 50-mile radius reap the benefits of Peanut Party increased tourist traffic. We appreciate the sponsorships of local businesses such as Walter P. Rawls, Blizzard Funeral Home, and the Smoakhouse Restaurant as crucial components of our advertising campaign.

With the Town of Lexington, our county seat, being 20 miles from Pelion, we have the opportunity to refer our participants to use the hotel accommodations and restaurants in the county. In an effort to promote Lexington County to our out of town participants, including vendors, we sent them Peanut Party information including two local hotels with telephone numbers and contacts encouraging them to take advantage of the local facilities. We encouraged festival guests to visit the new Lexington County Blowfish Stadium and attend their ballgames.

Our featured contests, peanut butter & jelly sandwich eating and frozen t-shirt contests drew in kids and adults from all over – we even had 2 men from Columbia compete and one won the PB&J contest eating 8 sandwiches in 3 minutes! Additionally, we had a decent number of entries for our Car Show. We are most proud to say that Hog –n-Around BBQ truck was a crowd pleaser - the smells of the BBQ permeated the area and they ran out of BBQ hours before the festival closed on Saturday night.

Our entertainment includes a variety of southern bands originating in counties other than Lexington which increases out of county tourists. They advertise on their websites itineraries, and this year's entertainment assured crowds with Black Bottom Biscuits and Mattie Phiffer's solo performances returning. We tried something different this year and invited several young Columbia bands with ties to Pelion to perform. They drew a large younger crowd who also stayed to eat & ride. Crafters come from all over the southeast to sell their products in our crafts show.

We still enjoy the fact that the boiled peanut is the state snack food!

c. Total attendance to the festival versus the number of total tourists in attendance:
It is hard to recall when we've had such favorable weather during the festival. This certainly had an impact on both festival attendees and tourists. Low temperatures in the 80's and no rain helped attendees stay longer and spend their dollars, as well as enabling the parade to proceed with an increasing number of viewers.
Since we have an open venue with no point of established entry, we use the following methods to track tourists and attendees:

- Crowd estimates from Lexington County Law Enforcement and Pelion Police
- Registration cards from exhibitor and craft booths
- Booth set up to record attendees zip-codes from various point of sales and drawings
- Count from Palmetto Amusements ride ticket sales
- Point of entry #'s from SC Princess Pageant and "Peanuts, Popcorn & Baseball" venue
- Peanut Butter & Jelly Sandwich Eating & T-shirt contests/ Peanutty Recipe Contest
- Food Vendor survey & sales
- Reception for Grand Marshall
- Website hits, telephone inquiry increases

d. Economic impact generated by tourism to the festival
As stated in Section B, we continue to recommend Lexington County to our overnight vendors, exhibitors, crafters and entertainment participants to use hotels, restaurants, retail merchants, and gas stations. We saw an increase of local hotel and business use in 2015 in our county and at the SC Pelion Peanut Party. Due to our contacts with local hotels, we were able to secure discounts for 2 night stays. Several of our food vendors took advantage of this benefit. Accommodation brochures are provided in all vendor and crafter application packets as a convenience. The Peanut Party brochure is made available to tourists in the town of Pelion and to merchants in Orangeburg, Aiken, Saluda, Richland, Newberry, and Lexington counties.

We have contracted with Palmetto Amusements for the past 14 years. This is a Lexington County business and member of the SC Festival and Events Association, as is the SC PPP. Palmetto Amusements has the same ideals as we do – promoting family oriented entertainment in a safe and secure environment. We strive to provide entertainment that targets tourists of all ages, race, and denominations with a variety of events and music. In 2015, Mattie Phiffer and the Black Bottom Biscuits advertised for us on their websites and at their concerts throughout the summer months prior to our event. Events such as our frozen t-shirt contest, cooking contest, peanut butter & jelly sandwich eating contest, and the SC Princess Pageant all bring in tourists from a 50+ mile radius of Pelion. They certainly appreciated our Gnat Bats – peanut shaped fans, just right for shooing those pesky gnats away.

It should be noted that this is one of the few remaining alcohol-free festivals in the state which we are sure has an economic impact on our revenue. Good and bad. Due to the socio-economic demographics of our area, we have to provide lower ticket prices for events and food and offer more free activities with our focus on making this a family friendly event. Attracting tourists, having a safe, alcohol free environment, and making sure we can fund the next year's Peanut Party are our uppermost goals. We are not looking to be the biggest festival on the block!

e. Overall description of how the festival attracts and promotes tourists to the area and specifically how the Temporary Alcohol Beverage License Fee funds were used to accomplish this, i.e. brochures:

The SC Pelion Peanut Party strives to make our event as visible as financially possible. The Peanut Party Steering Committee evaluates the previous year's advertising successes and failures to develop the current year's advertising campaign. 2015's advertising expenditures were less than what was budgeted for in previous years. We decided to cut costs and produce a program brochure instead of a booklet. We distributed our flyers and brochure around Lexington County within a 50 mile radius of Pelion, and at other highly visible tourist attractions. We advertised in the Lexington Chronicle and Twin City News during July and August which highlighted individual events, and had coverage in the State Newspaper. Our event was covered by Channel 19 News Live On Saturday. Our newly updated website is maintained to provide better access to special events, contact information, and directions. This is also how we inform potential vendors, exhibitors, contestants, parade participants, and crafters of our procedures for participation in the Peanut Party. We partnered with the Lexington County Blowfish organization to promote baseball. Reinforcing our creative efforts in advertising, our sales of the popular GNAT Bats, with our logo and sponsors names on the back, continued to be a hit with the attendees.

The following is a listing of our free and paid for advertising locally:

Radio PSA (Doug Enlow 94.3 Carolina Country and 98.5 Oldies) done at no charge to Peanut Party value =$500.00

Entertainment Bands websites (Black Bottom Biscuits website calendar www.blackbottombiscuits.com)

GO (The State)
MCEC Living
Channel 19 News Coverage day of event FREE
Coffee News (Lexington Ed)
Foodie News (Food Lover Events) online http://columbiafoodienews.com FREE
Free Times Annual Manual 2015 August Calendar pg. 42 FREE
Go Columbia Pg 8D (The State Newspaper) August 6, 2015 FREE inclusion
Hearthstone Rhythm Band website calendar hearthstonerhythmband.com FREE
Lexington County Chronicle & Dispatch News (Around Pelion – Kay Collings) FREE
Lexington County Chronicle & Dispatch News Ad $390
Lexington County Chronicle & Dispatch News August 13, 2015 Pictures FREE
Lexington County Peach Festival $150
Mattie Phifer website calendar www.mattiephiferband.com FREE
Mid-Carolina Living Magazine Calendar FREE
PHS Awards Program May 18, 2015 Scholarship FREE
PHS Yearbook $75
Prosperity Flag & Banner Newspaper FREE
The State Local August 7, 2015 pg. 3A FREE
The Twin City News (Batesburg-Leesville) August 6, 2015 FREE
Where the Shows Are Ad online $25 Yr.

f. Additional Comments:

The support we receive from the County of Lexington TABLF grant continues to be an important component of the success of the SC PPP. Your support enables us to *promote* a safe and secure venue for South Carolina tourists. Our concern for the safety of our attendees is uppermost in importance. This is why we continue to add additional lighting, reinforcing and beautifying the entertainment stages, make available handicapped spaces for parking, and comfort improvements such as more tents, seating, water misters, and picnic tables. In 2015 we continued to have a paid onsite bonded, licensed master electrician. To maintain safety and lessen the dangers of electrical accidents for our attendees, vendors, crafters, and exhibitors we have all electrical connections for event set-ups done by our master electrician.

Of Note: The $1550 bill received by the SC PPP shows an increase in security that is now mandated by Pelion Town Council. This amount covers Pelion Police Department security personnel for the two days of the Peanut Party and the Pageant. Although lower than last year's security costs, this is still our largest expense, based on surveying other county festival security fees.

We are proud to offer continued school and community scholarships to high school seniors. We are able to support the Pelion Christmas Tree for Children, an annual event to support children in our community who otherwise might not have a Christmas.

Even though these kinds of community support continue to make a sizeable dent in our budget, the results have enabled students to pursue their educational dreams, ensure a safer community and festival site, and promote continued use of the community building and grounds (i.e., weddings, receptions, birthdays, Saturday yard sales, safety workshops, the Annual Christmas Parade and Tree Lighting, Easter events, school events, and seasonal craft bazaars).

We provide an onsite venue for certain community partners, i.e. Walter P. Rawls, SC Specialty Foods Association, Lexington County schools, the Pelion Library Friends Annual Book Sale and the Ruritan peanut sales, so they can to promote their goods and services to Lexington County and the State of South Carolina.

Our theme "Peanuts, Popcorn and Baseball" showcased Lexington County's new ball team facilities. After the parade, Blowie, the team mascot, and Blowfish owner, Bill Shanahan and his wife attended our reception and stayed to sign autographed baseballs to the general public.

Thank you Lexington County Administration and Council for your support of the Pelion community and the Peanut Party!

County of Lexington
TEMPORARY ALCOHOL BEVERAGE LICENSE FEE
FY2016/17

FUNDING SOURCES

Organization: South Carolina Pelion Peanut Party

List of Funding Sources	Actual 2014/15	Current 2015/16	Estimated 2016/17
LC TABLF Funds	$ 2,500.00	$ 2,500.00	$ 3,800.00
	$ 2,500.00	$ 2,500.00	$ 3,800.00

County of Lexington
TEMPORARY ALCOHOL BEVERAGE LICENSE
FEE FY2016/17

EXPENDITURES

Organization: South Carolina Pelion Peanut Party

List of Expenditures	Actual 2014/15	Current 2015/16	Estimated 2016/17
Advertising: used LC TABLF Funds	$ 5,433.66	$ 3,055.99	$ 3,800.00
	$ 5,433.66	$ 3,055.99	$ 3,800.00

Clear Forms Print Forms Save Forms

County of Lexington

TEMPORARY ALCOHOL BEVERAGE LICENSE FEE

FINAL REPORT

CURRENT FY 2015/16

I. FESTIVAL INFORMATION:

Organization Name: South Carolina Pelion Peanut Party

Festival Name: South Carolina Pelion Peanut Party

Contact Name: Susan Enlow Phone: 803 606-9522

II. FESTIVAL COMPLETION:

Were you able to complete the festival as stated in your original application? (●) Yes ( ) No

If no, state any problems you encountered:

III. FESTIVAL SUCCESS:

Please share any additional comments regarding the festival (e.g., lessons learned, successes, problems encountered, etc.):

Highlighted LC Blowfish Organization; music venues upgraded; new LC Food Vendors; Security costs elevated; restarted car show; better weather; free publicity in variety of outlets.

IV. FESTIVAL ATTENDANCE:

Record numbers in table below as requested by the Tourism Expenditure Review Committee. Numbers are to reflect attendance and funds received for festivals for current and previous year.

	2015/16 Current Year	2014/15 Previous Year
Total Budget of Festival	$ 17,584.06	$ 22,691.71
Amount Funded by the Temporary Alcohol Beverage License Fee	$ 2,500.00	$ 2,500.00
Amount Funded by the Temporary Alcohol Beverage License Fee from all Sources	$ 2,500.00	$ 2,500.00
Total Attendance	10000	8000
Total Tourists*	1500	1000

*Tourists are generally defined as those who travel 50 miles or more to attend.

V. METHODS:

Please describe the methods used to capture the attendance data listed above (license plates, surveys, etc.): Estimates: Law, Amusement sales, exhibitors, web hits, food sales, contests and shows; phone call logs.

VI. FESTIVAL BUDGET:

Attach a report indicating what festival expenses were paid for using Temporary Alcohol Beverage License Fee for the fiscal year.

VII. ORGANIZATION SIGNATURE:

Provide signature of official with the organization verifying accuracy of above statements.

Susan Enlow and Shirley Sprenne — Name

SC PPP Co-Cordinators — Title

Susan Enlow Sprenne — Signature

January 4, 2016 — Date

Temporary Alcohol Beverage License Fee Funding Application FY2016/17

2015 SC Pelion Peanut Party

Advertising Budget

Attach a report indicating what festival expenses were paid for using Temporary Alcohol Beverage License Fee for the 2015 fiscal year:

2015 Expenditures Using $2500 TABLF:

Lexington Chronicle	$ 390.00
Office Depot	65.96
Paper Pro Gnat Bats	205.88
Crafty Things (Banners, Signs)	413.56
T-shirt Exp: TeesMe	54.00
UPS Store print copies	107.00
PHS Yearbook Ad	75.00
Website, Domain	358.59
PO Stamps Box etc.	166.00
Kirby Float (2)	700.00
SCFEA Membership	125.00
Where The Shows Are Ad fee	25.00
Peach Festival Ad	150.00
Brunner Press/Twin City News	220.00
Total	**$3,055.99**

Free Advertising =

Black Bottom Biscuits website calendar www.**blackbottombiscuits**.com FREE
Channel 19 News Coverage day of event FREE
Coffee News (Lexington Ed) Mention of dates FREE
Foodie News (Food Lover Events) online http://columbiafoodienews.com FREE
Free Times Annual Manual 2015 August Calendar pg. 42 FREE
Go Columbia Pg 8D (The State Newspaper) August 6, 2015 FREE inclusion
Hearthstone Rhythm Band website calendar **hearthstone**rhythm**band**.com FREE
Lexington County Chronicle & Dispatch News (Around Pelion – Kay Collings) FREE
Lexington County Chronicle & Dispatch News August 13, 2015 Pictures FREE
Mattie Phifer website calendar www.**mattiephiferband**.com FREE
Mid-Carolina Living Magazine Calendar FREE
PHS Awards Program May 18, 2015 Scholarship FREE
Prosperity Flag & Banner Newspaper FREE
Radio PSA's 94.3 Carolina Country and 98.5 Oldies (value $500) FREE
The State Local August 7, 2015 pg. 3A FREE
The Twin City News (Batesburg-Leesville) August 6, 2015 FREE

IRMO CHAPIN RECREATION COMMISSION

JAN 2016
RECEIVED
LEXINGTON COUNTY
COUNCIL
LEXINGTON, S.C.

Commissioners
John A. Sowards, Chairman
Scott A. Wilhide, Vice Chairman
Emily C. Shuman, Secretary
Bruce P. Loveless
William H. Harmon

Executive Director
Elizabeth Taylor

ICRC Administration
5605 Bush River Road
Columbia, SC 29212
(803) 772-1228

Crooked Creek Park
1098 Old Lexington Hwy.
Chapin, SC 29036
(803) 345-6181

Saluda Shoals Park
5605 Bush River Road
Columbia, SC 29212
(803) 772-1228

Seven Oaks Park
200 Leisure Lane
Columbia, SC 29210
(803) 772-3336

January 8, 2016

Ms. Judy Busbee
Assistant Clerk to Council
Lexington County Council
212 South Lake Dr., Ste.601
Lexington, SC 29072

Dear Ms. Busbee,

On behalf of the Irmo Chapin Recreation Commission, we would like to submit this application for the 2016-2017 Temporary Alcohol Beverage License Fee. This submission is to request funding for the 2016-17 *Nature's Theater Series*.

We are very grateful for the past support we have received and appreciate the consideration of this request. Please contact me at (803) 213-2006 or etaylor@icrc.net if you have any questions or need additional information.

Sincerely,

Elizabeth

Elizabeth B. Taylor
Executive Director

County of Lexington
TEMPORARY ALCOHOL BEVERAGE LICENSE FEE FY2016/17

APPLICATION

1. Name of Festival: Nature's Theater Series at Saluda Shoals Park
2. Sponsoring Organization: Irmo Chapin Recreation Commission

   Mailing Address: 5605 Bush River Road, Columbia, SC 29212
3. Festival Director:

   Name Dolly G. Patton Title Director, Saluda Shoals Foundation

   Telephone 803-772-1228 Alternate Telephone 803-213-2035

   Fax Number 803-772-6865

   Email dpatton@icrc.net
4. Festival Website: www.icrc.net
5. Event Category (*Check One*):

   ◉ Festival: _____

   ○ Other – Pursuant to State Statute Section 61-6-2010: _____
6. Festival Timeline *(Actual Dates of Festival)*: See Attached ✓
7. Location of Festival: Saluda Shoals Park
8. How many people do you expect to attend? 3,100
9. Festival Budget: **Request for funds must meet the requirements of Chapter 61, Section 61-6-2010, SC Code of Laws, 1976, as amended.**

   a. Estimated cost for this project: $ 17,000

   b. Amount of funds requested for this project: $ 3,500

   c. This request equals what percent of the total Festival Budget? 20.5 %
10. Has your festival previously received Temporary Alcohol Beverage License Fee funding?

    ■ Yes ☐ No

    a. If yes, state year 2015-16, amount $ 2,500, source Temp Alc. Bev Fee, and purpose: Nature's Theater Series at Saluda Shoals Park

    b. For each award year, did you expend 100% of the Temporary Alcohol Beverage License Fee funds you received? ☐ Yes ■ No

    c. If no, please explain: The 2015-16 funds have not been spent as of 1/08/2016

11. Type of Organization:

Please check one:

- ○ County Government
- ○ Municipal
- ○ Non-profit Organization
- ○ Community service club, church, etc.
- ◉ Other: Special Purpose District

Note: For-profit organizations are not eligible for funding.

12. Festival description - please attach a report with the following information:

a. General description of the festival and brief history of the organization
b. State the benefit that this festival will serve toward promoting tourism and the Lexington County Community
c. Total attendance to the festival versus the number of total tourists in attendance
d. Economic impact generated by tourism to the festival
e. Overall description of how the festival attracts and promotes tourists to the area and **specifically how the Temporary Alcohol Beverage License Fee funds were used to accomplish this**, i.e. brochures - $300, etc.
f. Additional comments: (attachment)

Signature of Festival Director:

Dolly G. Patton	Director, Saluda Shoals Foundation
Name	Title
Dolly G. Patton	January 8, 2016
Signature	Date

ORIGINAL APPLICATION DUE BY:
FRIDAY, JANUARY 8, 2016
FY16/17 Festival Application
Lexington County Council
212 South Lake Drive, Suite 601
Lexington, SC 29072

County of Lexington
TEMPORARY ALCOHOL BEVERAGE LICENSE FEE
FY2016/17

FUNDING SOURCES

Organization: Irmo Chapin Recreation Commission

List of Funding Sources	Actual 2014/15	Current 2015/16	Estimated 2016/17
Temporary Alcohol Beverage License Fee funds	$ 2,500.00	$ 2,500.00	$ 3,500.00
Saluda Shoals Foundation	$ 15,590.00	$ 8,000.00	$ 10,000.00
Irmo Chapin Recreation Commission	$ 3,074.00	$ 1,000.00	$ 1,000.00
Sponsorship	$ 500.00	$ 0.00	$ 0.00
Admission Fees	$ 12,849.00	$ 2,450.00	$ 2,500.00
	$ 34,513.00	$ 13,950.00	$ 17,000.00

County of Lexington
TEMPORARY ALCOHOL BEVERAGE LICENSE FEE FY2016/17

EXPENDITURES

Organization: Irmo Chapin Recreation Commission

List of Expenditures	Actual 2014/15	Current 2015/16	Estimated 2016/17
Performance Expenses	$ 12,925.00	$ 7,400.00	$ 10,000.00
Rental of Equipment	$ 3,586.00	$ 750.00	$ 1,000.00
Marketing	$ 5,574.00	$ 3,500.00	$ 4,500.00
Food and Beverage	$ 7,344.00	$ 750.00	$ 1,000.00
Other	$ 2,602.00	$ 150.00	$ 500.00
	$ 32,031.00	$ 12,550.00	$ 17,000.00

Clear Forms | Print Forms | Save Forms

County of Lexington
TEMPORARY ALCOHOL BEVERAGE LICENSE FEE
FINAL REPORT
CURRENT FY 2015/16

I. FESTIVAL INFORMATION:
Organization Name: Irmo Chapin Recreation Commission

Festival Name: Nature's Theater Series at Saluda Shoals Park

Contact Name: Dolly G. Patton Phone: 803-213-2035

II. FESTIVAL COMPLETION:
Were you able to complete the festival as stated in your original application? ○ Yes ◉ No
If no, state any problems you encountered: Due to excessive flooding in October, the fall theater and musical performances were cancelled. Spring events are scheduled.

III. FESTIVAL SUCCESS:
Please share any additional comments regarding the festival (e.g., lessons learned, successes, problems encountered, etc.): Excessive flooding in the fall forced the cancellation of events.

The July 4th concert was attended by more than 600 people.

IV. FESTIVAL ATTENDANCE:
Record numbers in table below as requested by the Tourism Expenditure Review Committee. Numbers are to reflect attendance and funds received for festivals for current and previous year.

	2015/16 Current Year	2014/15 Previous Year
Total Budget of Festival	$ 13,950.00	$ 34,513.00
Amount Funded by the Temporary Alcohol Beverage License Fee	$ 2,500.00	$ 2,500.00
Amount Funded by the Temporary Alcohol Beverage License Fee from all Sources	$ 0.00	$ 0.00
Total Attendance	2700	2150
Total Tourists*	270	215

*Tourists are generally defined as those who travel 50 miles or more to attend.

V. METHODS:
Please describe the methods used to capture the attendance data listed above (license plates, surveys, etc.): Visitors surveys, ticket sales and email

VI. FESTIVAL BUDGET:
Attach a report indicating what festival expenses were paid for using Temporary Alcohol Beverage License Fee for the fiscal year.

VII. ORGANIZATION SIGNATURE:
Provide signature of official with the organization verifying accuracy of above statements.

Dolly G. Patton
Name

Director, Saluda Shoals Foundation
Title

Dolly G. Patton
Signature

January 8, 2016
Date

Accommodations Tax Fund FY 2015-16 Final Report - Nature's Theater Series

Marketing	Cost	Date
Radio		
B106.7	$1,500	May-16
Television		
WIS	$1,500	May-16
Print		
Free Times	1,000	May-16
Total	**$4,000**	

2016-17 Temporary Alcohol Beverage License Fee
Saluda Shoals Park - Nature's Theater Series Narrative Report

6. Festival Dates:

- 4th of July Concert (July 4, 2016)
- Theater in the Park (Oct. 2016/May 2017)
- Music Series (Oct. 2016/May 2017)
- Rollin' on the River (June 2017)

a. General description of the festival and brief history of the organization

This proposal request funding from the 2016-17 Temporary Alcohol Beverage License Fee program to support the ***Nature's Theater Series***, a series of cultural arts events held at Saluda Shoals Park.

Saluda Shoals Park is a premier, natural, environmentally sensitive riverfront park that invites visitors to experience the treasures of the Saluda River through exceptional recreational, educational, and cultural opportunities. This 400-acre natural preserve is located on the banks of the lower Saluda River.

Established in 1997 through a public-private partnership between the Irmo Chapin Recreation Commission, SCE&G and the Saluda Shoals Foundation in 1999, the Park has welcomed more than **5 million visitors** from across the state, Southeast, United States and around the world. Saluda Shoals Park is the second most visited attraction in the Midlands with more than **629,000 visitors** in 2014-15.

The ***Nature's Theater Series*** was created in the spring of 2014 with a goal of providing unique performance events throughout the year in the beautiful outdoor areas at Saluda Shoals Park. This program directly addresses the Park's mission to connect people to nature by providing cultural opportunities.

Created by a task force of community art leaders, the 2014-15 series consisted of six (6) events. An additional theatrical event has been added for the **2015-2016 series**:

- 4th of July Concert (July 4, 2016) - a riverfront performance by the Lake Murray Symphony Orchestra. Approximately 600 families and individuals of all ages will attend.
- Theater in the Park (Oct. 2016/May 2017) – in partnership with local theater companies (Chapin Community Theater, SC Shakespeare Company, Trustus Theater) a play will be performed over a three-night period. Approximately 1,000 people are expected to attend.
- Music Series (Oct. 2016/May 2017) - an afternoon/evening of live performances by regional and local bands. Approximately 1,200 people are expected to attend.
- Rollin' on the River (June 2017) - an afternoon of live music, paddle sports, environmental education and food. Approximately 600 people are expected to attend.

b. State the benefit that this festival will serve toward promoting tourism and the Lexington County Community

The 2016-17 Temporary Alcohol Beverage License funds will be used to market/advertise the ***Nature's Theater Series***, a yearlong series of unique performance events. The ***Nature's Theater Series*** will have a regional appeal for art supporters and tourists due to the variety of musical and theatrical performances in the natural setting at Saluda Shoals Park.

Saluda Shoals Park is conveniently located between Irmo and downtown Columbia, with nearby access to I-26, I-20, and downtown Lexington. The Park's central location, combined with its close proximity to a wide variety of restaurants, shopping centers, hotels, Riverbanks Zoo and other attractions makes it an ideal destination for special events and fun, affordable recreational opportunities.

c. **Total attendance to the festival versus the number of total tourists in attendance.**
More than 3,100 people are expected to attend the Nature's Theater series.

- Total Attendance: 3,100 (a 15% increase over the prior year)
- Total Tourists: 310 (10%)

d. **Economic impact generated by tourism to the festival**
More than 3,100 people are expected to attend the series in 2016-2017. Approximately 10% (or 310 people) are considered tourists. The economic impact of these guests would be **$24,830.** ($80.11 per person per day)

(NOTE: Calculations were based on the Estimated Expenditures Per Person Per Day Formula's & Amounts from SCPRT.) See formula below:

I) Lodging Cost:	
a) Average Daily Rate	1) $72.23
b) Party Size	2) 2
Total Lodging Per Person, Per Day	3) $36.11
II) Food & Beverage Cost:	
Total F&B Per person per day	4) $44.00
III) Miscellaneous Spending (optional):	5) $ 0.00
Total Misc. Spending Per Person Per Day	
Grand Total Per Person Per Day Spending	6) $80.11

e. **Overall description of how the festival attracts and promotes tourists to the area and specifically how the Temporary Alcohol Beverage License Fee funds were used to accomplish this, i.e. brochures - $300, etc.**
The *Nature's Theater Series* will attract visitors from throughout the Midlands and across the state by offering an opportunity to experience a wide variety of performances in a unique setting. Temporary Alcohol Beverage License Fee funds ($3,500 requested) will be used to purchase advertising on radio ($1,500) and TV ($2,000) reaching areas outside the 50 mile radius.

- Radio Coverage: ad placement with Cumulus Broadcasting and Clear Channel Radio reaching Columbia, Lexington, Orangeburg, Barnwell, Chester, Camden, Sumter, Newberry, Aiken, Augusta, Rock Hill, Florence, Hartsville, Union, Greenwood, Laurens, and surrounding areas.
- Television coverage: WIS TV covering 29 counties throughout the state as well as Charlotte, NC and Augusta, GA through cable.

F. **Additional comments:**
The *Nature's Theater Series* provides an opportunity for ICRC to partner with art organizations and art leaders to create events that will showcase the unusually rich artistic talent found in the Midlands. Partners who created this series of events include: ICRC, Saluda Shoals Foundation, Jasper Magazine, Trustus Theater, Lake Murray Symphony Orchestra, Dick Goodwin, Dupre Percival, Budweiser, Columbia Jam Room, River Runner, and Half Moon Outfitters.

IRMO CHAPIN RECREATION COMMISSION
Finance

Commission Brief
November 2015 Preliminary Financial Report

GENERAL FUND

	YTD 11/15	Budget	% of Budget	YTD 11/14
Revenue	$540,120	$5,626,883	9.6	$535,976
Expenditures	2,245,431	5,626,883	39.91%	1,961,265

Please be aware that property tax collections for November are not included in YTD as of 11/30/2015. They will be reflected in the December 2015 report.

SPECIAL REVENUE FUND

	YTD 11/15	Budget	% of Budget	YTD 11/14
Revenue	$1,642,999	$3,944,664	41.65%	1,614,469
Expenditures	1,422,754	3,944,664	36.07%	1,255,399

As of November 30, 2015, the cash balance of operating and special funds totaled $228,829. Total invested in certificates of deposit or money market accounts was $520,746.

Grants Project	Amount Budgeted	Agency Match	Amount Received
Accommodations Tax	20,000	0	3,750
Saluda Shoals Foundation	38,000	0	0
PARD	18,996	3,804	0
CDBG	59,000	0	21,926
Palmetto Pride	8,000	0	0
Older Americans Act	135,000	0	43,028
Totals	278,996	3,804	68,704

Submitted by:

Jim Wellman
Finance Director
January 7, 2016

JAN 2016
RECEIVED
LEXINGTON COUNTY
COUNCIL
LEXINGTON, S.C.

GILBERT COMMUNITY CLUB
P. O. Box 62 • 713 Juniper Springs Road • Gilbert, South Carolina 29054

January 7, 2016

Ms. Diana Burnett, Clerk
Lexington County Council
212 South Lake Drive, Suite 601
Lexington, SC 29072

Dear Ms. Burnett:

Enclosed is a funding request in the amount of $5,000.00 for this year's Lexington County Peach Festival which will be held on July 4, 2016. For a number of years we have received $2,500 which we greatly appreciate. As the cost of putting on a quality festival, however, increases each year, we would appreciate being considered for the full $5,000 for 2016.

Again, we thank you for receipt of these monies in the past years and look forward to hearing from you and working with you in the future. Thank you for your assistance.

Should you need any further information or explanation of the enclosed, please let me know.

Sincerely yours,

Robin McCartha

Robin McCartha, President
Gilbert Community Club
Home 803-892-3708
Cell 803-360-2356
Email: semmsease@aol.com

County of Lexington
TEMPORARY ALCOHOL BEVERAGE LICENSE FEE FY2016/17

APPLICATION

1. Name of Festival: Lexington County Peach Festival
2. Sponsoring Organization: Gilbert Community Club

   Mailing Address: POB 103, Gilbert, SC 29054
3. Festival Director:

   Name Robin McCartha Title GCC President

   Telephone 803-892-3708 Alternate Telephone _____

   Fax Number _____

   Email semmsease@aol.com
4. Festival Website: www.lexingtoncountypeachfestival.com
5. Event Category (*Check One*):

   ◉ Festival: Lexington County Peach Festival

   ○ Other – Pursuant to State Statute Section 61-6-2010: _____
6. Festival Timeline *(Actual Dates of Festival)*: July 4, 2016
7. Location of Festival: Gilbert Community Park and surrounding area
8. How many people do you expect to attend? 30,000
9. Festival Budget: **Request for funds must meet the requirements of Chapter 61, Section 61-6-2010, SC Code of Laws, 1976, as amended.**

   a. Estimated cost for this project: $ 74,600

   b. Amount of funds requested for this project: $ 5,000

   c. This request equals what percent of the total Festival Budget? 6.7 %
10. Has your festival previously received Temporary Alcohol Beverage License Fee funding?

    ☒ Yes ☐ No

    a. If yes, state year 2015, amount $ 2,500, source Lexington County, and purpose: Lexington County Peach Festival

    b. For each award year, did you expend 100% of the Temporary Alcohol Beverage License Fee funds you received? ☒ Yes ☐ No

    c. If no, please explain: _____

11. Type of Organization:

Please check one:

- ○ County Government
- ○ Municipal
- ◉ Non-profit Organization
- ○ Community service club, church, etc.
- ○ Other:_____

Note: For-profit organizations are not eligible for funding.

12. Festival description - please attach a report with the following information:

a. General description of the festival and brief history of the organization
b. State the benefit that this festival will serve toward promoting tourism and the Lexington County Community
c. Total attendance to the festival versus the number of total tourists in attendance
d. Economic impact generated by tourism to the festival
e. Overall description of how the festival attracts and promotes tourists to the area and **specifically how the Temporary Alcohol Beverage License Fee funds were used to accomplish this**, i.e. brochures - $300, etc.
f. Additional comments: See attached ✓

Signature of Festival Director:

Robin McCartha	Gilbert Community Club President
Name	Title
Robin McCartha	1/7/2016
Signature	Date

ORIGINAL APPLICATION DUE BY:
FRIDAY, JANUARY 8, 2016
FY16/17 Festival Application
Lexington County Council
212 South Lake Drive, Suite 601
Lexington, SC 29072

County of Lexington

TEMPORARY ALCOHOL BEVERAGE LICENSE FEE
FY2016/17

FUNDING SOURCES

Organization: Lexington County Peach Festival

List of Funding Sources	Actual 2014/15	Current 2015/16	Estimated 2016/17
See Attached ✓	$ 71,280.67	$ 73,520.00	$ 71,520.00
	$ 71,280.67	$ 73,520.00	$ 71,520.00

County of Lexington
TEMPORARY ALCOHOL BEVERAGE LICENSE FEE FY2016/17

EXPENDITURES

Organization: Lexington County Peach Festival

List of Expenditures	Actual 2014/15	Current 2015/16	Estimated 2016/17
See Attached ✓	$ 66,669.79	$ 73,520.00	$ 74,870.00
	$ 66,669.79	$ 73,520.00	$ 74,870.00

2015

Financial Report for Lexington County Peach Festival						
Fiscal Year - January 1, 2015 - August 6, 2015						
Beginning Balance on January 1, 2015						$ 57,540.12
Receipts						
Sponsors				$ 29,005.00		
Printed Program (2015 ads)				$ 17,094.00		
Printed Program (2014 ads)				$ 660.00		
Fireworks				$ 975.00		
Art Contest				$ 1,250.00		
Arts and Crafts				$ 13,079.00		
Pageant				$ 4,865.50		
Grants				$ -		
Refunds				$ 5,012.17		
Volleyball Tournament				$ -		
Total Receipts					$ 71,940.67	
Expenditures						
Administration				$ 5,329.83		
	Secretary Salary		$ 2,253.12			
	SocSec/SCDEW/Withholding		$ 412.61			
	Postage		$ 685.69			
	Utilities		$ 485.31			
	Insurance		$ 1,175.90			
	Supplies		$ 282.20			
	Dues/Miscellaneous		$ 35.00			
Printed Program (publication, postage)				$ 12,954.59		
	Publication		$ 12,285.74			
	Postage		$ 668.85			
Fireworks				$ 6,529.60		
Art Contest				$ 1,250.00		
Arts and Crafts				$ 1,188.77		
Pageants				$ 4,693.45		
Parade (plaques for winners/ gifts for judges)				$ 118.00		
Promotion/Photography (pictures, peaches, gifts)				$ 1,865.73		
Entertainment				$ 14,050.00		
Labor				$ 100.00		
Banquets (Pre-festival, Success, noon luncheon)				$ 5,125.70		
Construction/Maintenance/Maintenance supplies				$ 4,830.49		
Donations/Memorials/Flowers				$ 86.25		
Recipe Contest				$ 250.00		
Rentals				$ 3,355.21		
Concessions				$ 4,942.17		
Total Expenditures					$ 66,669.79	
Net income for 2015						$ 5,270.88
Ending Balance						$ 62,811.00

A. DESCRIPTION OF FESTIVAL AND HISTORY

The festival is a one-day event consisting of a parade, a local aviation business that provides and exciting air show before the parade, a peachy recipe contest, beauty contests, many arts and craft vendors, and a program with parade awards, peach recipe awards, and recognition of visiting dignitaries. There is also entertainment on three stages that begins around 9:30 AM and continues until around 6 PM. At that point music continues on one stage until around 10:30 PM when the fireworks show takes place. There is also a Peach Festival Auto Show, an Antique Tractor and Farm Equipment Show, a volleyball tournament, and a Revolutionary War Camp which draws a large crowd.

A luncheon, provided for invited guests, is held in the Gilbert Primary School cafeteria immediately following the morning program. In recent years it has also been a venue for honoring our soldiers and veterans. It is also when awards are presented for the Peachy Recipe Contest, the parade, and the oldest and youngest in attendance.

The Gilbert Community Club is responsible for all day food vending Numerous booths provide peach ice cream, hot dogs, hamburgers, chicken sandwiches, barbeque sandwiches, sno-cones, peach cobbler, peach sundaes, peach tea, peach punch, peach slush, and peach-berry split (ice cream topped with peaches and blueberries). Barbeque chicken and pork plates are also available on the grounds.

The festival is a family event with no alcohol products allowed on the premises. We feel that this is a very important aspect of our Festival. We have a large number of people who express appreciate for our position on this. We also ask our arts and crafts vendors not to sell items that promote drugs, alcohol, tobacco or profanity. They are also asked to leave if they refuse to cooperate.

The Festival began in 1959 as a small community project to raise money for various community projects. The three goals were to promote the community, to promote the peach industry, and to promote our county. The peach industry was huge in Gilbert in 1959 and celebrating our country's independence and our local peach industry on July 4th seemed a natural things to do. While the peach industry in Gilbert is not as large as in 1959, the support of the festival and what it stands for is still a huge factor in this community.

Over the years the festival has grown from a small local event to a huge event drawing crowds from all over. The addition of a Web page has put the festival into a position to be recognized nationally.

B. Benefit Festival will Serve Toward Promoting Tourism and The Lexington County Community

The Peach Festival brings in people from all over the state as well as many from out of state. The name Gilbert and Lexington County are synonymous with the Peach Festival to many people. It is one of the largest, oldest, and best known events sponsored in the county. A large number of people come to Lexington County to attend this festival each July 4th making it a part of their Independence Day tradition.

As stated previously when we added a Web page to our promotional events, we began to get inquiries nationwide about the Festival. We also had people from several states who made the Festival a part of their travel plans for the summer. In 2010 one family from Pennsylvania planned their trip to Disney World so that they could be in Gilbert on the 3rd for the Festival. Each year we get inquires form more and more out-of-state people.

C. Festival Attendance

The estimated attendance of the Festival is around 40,000 with approximately 25,000 of those considered tourists.

D. Economic Impact Generated by Tourism

We have no records to indicate actual figures for economic impact. We do know that a large number of our attendees come from out of town spending the night in neighboring towns with hotel accommodations. We also have reports from our local businesses that business booms for them that day. In addition, several restaurants in near-by towns as well as in Gilbert are swamped with visitors who enjoy a meal with them before leaving the area. Several of our local stores express to us the large number of people that stop in to shop. One local sandwich shop added breakfast to their menu on the day of the festival and has had great success with it.

E. Description of How Festival Attracts and Promotes Tourists and How Funds are Used

The festival at this point attracts a alrge number just by our reputation acquired over the last 57 years. We have good promotion sponsored by WIS TV and other local TV stations, newspapers, and magazine articles. For several years Southern Living has done a story about the Festival, and we were featured on the TODAY show in New York on July 4th 2008! We are members of the SC Festival Association and have our Web site linked to the PRT site, WIS, the Festival Association site as well as several others.

Last year we spend almost $13,000 on entertainment and approximately $800 to drive and maintain a float for the Festival queens that represent us in many parades. These expenses alone would more than take care of the $2,500 that we receive.

The receipts that were turned in showing specific bills for 2015 included $686 for postage to mail program books to advertisers and businesses, $118 for plaques for parade winners and other honorees at the morning program, and $282 for stationery and envelopes for the festival.

F. Additional Comments

We have enjoyed a highly successful festival for 57 years and look forward to continuing this tradition into the next century. We have set up a Peach Festival Committee to ensure that we are preparing leaders for the festival as years pass and our present generation, who have worked with the Festival for the past 57 years, are no longer able to carry out their duties.

We get many comments of appreciation from the attendees of the Festival about our "no alcohol" policy. Law enforcement has also expressed appreciation for this as it makes their job a much easier one on the day of the Festival.

The Festival serves as a unifying factor in our community bringing people together from all walks of life. It is also a source of pride for our community as it is the major thing that has "put Gilbert on the map" – so to speak!

In 1983, in cooperation with the Gilbert Community Club, the Festival began giving scholarships to seniors who have worked for at least three years with the Festival. To date over 300 scholarships have been awarded. Today a large number of our Festival workers, committee chairmen, and several committee members, are former scholarship recipients.

We are proud of our reputation and the quality of our Festival and hope to be able to continue to promote Lexington County with a festival of integrity and class for many years to come!

Budget for Lexington County Peach Festival
Fiscal Year January 1, 2015- December 31, 2015

	Administration	Programs	Fireworks	Art Contest	Arts and Crafts	Pageants	Parade	Promotion	Entertainment	Banquets	Construction	Donations	Rentals	Labor	Recipe Contest	Concessions	Totals
2013 Anticipated Expenditures	$ 6,100.00	$ 13,600.00	$ 6,550.00	$ 1,500.00	$ 1,200.00	$ 4,550.00	$ 400.00	$ 2,500.00	$ 13,000.00	$ 7,000.00	$ 400.00	$ 600.00	$ 1,600.00	$ 300.00	$ -		$ 59,300.00
2013 Actual Expenditures	$ 5,832.20	$ 12,520.33	$ 6,520.00	$ 1,355.00	$ 996.16	$ 4,817.37	$ 795.78	$ 1,091.23	$ 12,970.00	$ 6,511.55	$ 5,342.50	$ 2,627.95	$ 3,297.43	$ 100.00	$ 250.00		$ 65,027.50
2014 Anticipated Expenditures	$ 6,000.00	$ 13,600.00	$ 6,550.00	$ 1,500.00	$ 1,200.00	$ 5,500.00	$ 800.00	$ 2,000.00	$ 14,000.00	$ 7,000.00	$ 1,000.00	$ 2,000.00	$ 4,000.00	$ 200.00	$ 250.00	$ -	$ 65,600.00
2014 Actual Expenditures	$ 6,107.85	$ 12,586.68	$ 6,520.00	$ 1,380.00	$ 905.11	$ 4,399.43	$ 256.80	$ 3,539.90	$ 11,865.00	$ 6,734.93	$ 5,701.46	$ 22,606.78	$ 3,297.43	$ 831.00	$ 250.00	$ 1,800.00	$ 88,782.37
2015 Anticipated Expenditures	$ 6,100.00	$ 13,500.00	$ 6,520.00	$ 1,400.00	$ 1,200.00	$ 4,500.00	$ 300.00	$ 3,000.00	$ 14,000.00	$ 7,000.00	$ 1,000.00	$ 10,250.00	$ 4,000.00	$ 500.00	$ 250.00		$ 73,520.00
2015 Actual Expenditures	$ 5,269.28	$ 12,954.59	$ 6,529.60	$ 1,250.00	$ 1,188.77	$ 4,658.63	$ 118.00	$ 1,865.73	$ 14,050.00	$ 5,125.70	$ 4,830.49	$ 86.25	$ 3,450.58	$ 100.00	$ 250.00	$ 4,942.17	$ 66,669.79
2016 Anticipated Expenditures	$ 6,230.00	$ 13,500.00	$ 6,520.00	$ 1,400.00	$ 1,200.00	$ 4,500.00	$ 550.00	$ 3,000.00	$ 14,000.00	$ 7,000.00	$ 1,500.00	$ 10,250.00	$ 4,100.00	$ 600.00	$ 250.00		$ 74,600.00
2016 Actual Expenditures	$ -	$ -	$ -	$ -	$ -	$ -	$ -	$ -	$ -	$ -	$ -	$ -	$ -	$ -	$ -	$ -	$ -
2017 Anticipated Expenditures	$ 6,500.00	$ 13,500.00	$ 6,520.00	$ 1,400.00	$ 1,200.00	$ 4,500.00	$ 550.00	$ 3,000.00	$ 14,000.00	$ 7,000.00	$ 1,500.00	$ 10,250.00	$ 4,100.00	$ 600.00	$ 250.00		$ 74,870.00
2017 Actual Expenditures	$ -	$ -	$ -	$ -	$ -	$ -	$ -	$ -	$ -	$ -	$ -	$ -	$ -	$ -	$ -	$ -	$ -

	Sponsors	Programs	Fireworks	Art Contest	Arts and Crafts	Pageants	Grants	Refunds	Bound Books (promotion)	VolleyBall	
											$ -
2013 Anticipated Receipts	$ 20,000.00	$ 19,000.00	$ 800.00	$ 1,300.00	$ 10,000.00	$ 5,500.00	$ 2,500.00			$ 200.00	$ 59,300.00
2013 Actual Receipts	$ 26,220.00	$ 21,325.00	$ 775.00	$ 1,355.00	$ 11,887.00	$ 8,514.00	$ 2,500.00			$ 82.00	$ 72,858.00
2014 Anticipated Receipts	$ 22,000.00	$ 20,200.00	$ 800.00	$ 1,200.00	$ 10,200.00	$ 8,550.00	$ 2,500.00			$ 150.00	$ 65,600.00
2014 Actual Receipts	$ 30,240.00	$ 21,205.00	$ 1,025.00	$ 1,200.00	$ 12,197.00	$ 5,646.00	$ 2,500.00	$ 1,800.00	$ -	$ 110.00	$ 75,923.00
2015 Anticipated Receipts	$ 28,000.00	$ 22,000.00	$ 1,100.00	$ 1,200.00	$ 12,500.00	$ 6,100.00	$ 2,500.00			$ 120.00	$ 73,520.00
2015 Actual Receipts	$ 29,005.00	$ 17,094.00	$ 975.00	$ 1,250.00	$ 13,079.00	$ 4,865.50	$ -	$ 5,012.17	$ -	$ -	$ 71,280.67
2016 Anticipated Receipts	$ 25,000.00	$ 21,000.00	$ 1,100.00	$ 1,200.00	$ 12,500.00	$ 6,100.00	$ 2,500.00			$ 120.00	$ 69,520.00
2016 Actual Receipts	$ -	$ -	$ -	$ -	$ -	$ -	$ -	$ -	$ -	$ -	$ -
2017 Anticipated Receipts	$ 26,000.00	$ 22,000.00	$ 1,100.00	$ 1,200.00	$ 12,500.00	$ 6,100.00	$ 2,500.00			$ 120.00	$ 71,520.00
2017 Actual Receipts	$ -	$ -	$ -	$ -	$ -	$ -	$ -	$ -	$ -	$ -	$ -

Clear Forms | Print Forms | Save Forms

County of Lexington

TEMPORARY ALCOHOL BEVERAGE LICENSE FEE

FINAL REPORT

CURRENT FY 2015/16

I. FESTIVAL INFORMATION:

Organization Name: Lexington County Peach Festival

Festival Name: Lexington County Peach Festival

Contact Name: Shelba D. Howard Phone: (803) 920-9904

II. FESTIVAL COMPLETION:

Were you able to complete the festival as stated in your original application? (●) Yes ( ) No

If no, state any problems you encountered:

III. FESTIVAL SUCCESS:

Please share any additional comments regarding the festival (e.g., lessons learned, successes, problems encountered, etc.): This year we ordered additional food but still ran out of practically everything late in the day. The great weather and our volunteers continue to contribute to our success.

IV. FESTIVAL ATTENDANCE:

Record numbers in table below as requested by the Tourism Expenditure Review Committee. Numbers are to reflect attendance and funds received for festivals for current and previous year.

	2015/16 Current Year	2014/15 Previous Year
Total Budget of Festival	$ 74,600.00	$ 73,520.00
Amount Funded by the Temporary Alcohol Beverage License Fee	$ 2,500.00	$ 2,500.00
Amount Funded by the Temporary Alcohol Beverage License Fee from all Sources	$ 0.00	$ 0.00
Total Attendance	40,000	40,000
Total Tourists*	25,000	25,000

*Tourists are generally defined as those who travel 50 miles or more to attend.

V. METHODS:

Please describe the methods used to capture the attendance data listed above (license plates, surveys, etc.): media registration, informal surveys, web page response/applications, law enforcement

VI. FESTIVAL BUDGET:

Attach a report indicating what festival expenses were paid for using Temporary Alcohol Beverage License Fee for the fiscal year.

VII. ORGANIZATION SIGNATURE:

Provide signature of official with the organization verifying accuracy of above statements.

Robin McCartha
Name

Gilbert Community Club President
Title

Robin McCartha
Signature

1/7/2016
Date

Temporary Alcohol Beverage License Fee Funding Application FY2016/17

Gilbert Community Club

2015 Expenses	Purpose	Amount	Total
Ed Smith Lumber Company	Paint/tools/accessories	363.18	
Postage	Invitations/Correspondence	19.60	
Postage	Mailout program books	196.00	
Postage	Mailout program books	377.00	
Postage	Mailout program books	291.55	
Stationery	Stationery Letterhead	282.20	
Plaques	Plaques for parade, etc.	118.00	
Maintenance	Repair picnic tables/benches	943.74	
	Totals		2,591.27

2016 Board of Directors for Gilbert Community Club

Billy Crout
141 Bridgewood Court
Gilbert, SC 29054

Robert Caughman
144 Bridgewood Court
Gilbert, SC 29054

DeeDee Whitehead
200 Belinda Court
Lexington, SC 29072

Frederick J. Taylor
P. O. Box 294
Gilbert SC 29054

Jennifer Stalvey
429 Crout Pond Way
Gilbert, SC 29054

2016 Gilbert Community Club Officers

Robin McCartha, President
503 Semm Sease Road
Gilbert SC 29054

Ed Crout, Vice President
1210 Juniper Springs Road
Gilbert SC 29054

Shelba Howard, Treasurer
325 Shady Branch Road
Leesville SC 29070

Candi Burgess, Secretary
1268 Double Bridges Rd.
Batesburg SC 29006

County of Lexington

TEMPORARY ALCOHOL BEVERAGE LICENSE FEE
FY2016/17

NOV 2015
RECEIVED
LEXINGTON COUNTY
COUNCIL
LEXINGTON, S.C.

APPLICATION

1. Name of Festival: IRMO OKRA STRUT
2. Sponsoring Organization: TOWN OF IRMO
   Mailing Address: PO BOX 406, IRMO, SC 29063
3. Festival Director:
   Name BOB BROWN Title TOWN ADMINISTRATOR
   Telephone 803-781-7050 Alternate Telephone
   Fax Number 803-749-2743
   Email rbrown@townofirmosc.com
4. Festival Website: www.irmookrastrut.com
5. Event Category (*Check One*):
   ☒ Festival:
   ☐ Other – Pursuant to State Statute Section 61-6-2010:
6. Festival Timeline *(Actual Dates of Festival)*: 9/23/16 – 9/24/16
7. Location of Festival: Community Park of IRMO, 7507 Eastview DR., IRMO
8. How many people do you expect to attend? 14,800
9. Festival Budget: **Request for funds must meet the requirements of Chapter 61, Section 61-6-2010, SC Code of Laws, 1976, as amended.**
   a. Estimated cost for this project: $ 65,000
   b. Amount of funds requested for this project: $ 2,500
   c. This request equals what percent of the total Festival Budget? 3 %
10. Has your festival previously received Temporary Alcohol Beverage License Fee funding?
   ☒ Yes ☐ No
   a. If yes, state year 2015, amount $ 2,500, source Lex-Co, and purpose: Marketing / Promotional
   b. For each award year, did you expend 100% of the Temporary Alcohol Beverage License Fee funds you received? ☒ Yes ☐ No
   c. If no, please explain:

11. Type of Organization:

Please check one:

- ☐ County Government
- ☒ Municipal
- ☐ Non-profit Organization
- ☐ Community service club, church, etc.
- ☐ Other:_____

Note: For-profit organizations are not eligible for funding.

12. Festival description - please attach a report with the following information:

a. General description of the festival and brief history of the organization
b. State the benefit that this festival will serve toward promoting tourism and the Lexington County Community
c. Total attendance to the festival versus the number of total tourists in attendance
d. Economic impact generated by tourism to the festival
e. Overall description of how the festival attracts and promotes tourists to the area and **specifically how the Temporary Alcohol Beverage License Fee funds were used to accomplish this**, i.e. brochures - $300, etc.
f. Additional comments: see attached

Signature of Festival Director:

ROBERT M. BROWN	TOWN ADMINISTRATOR
Name	Title
	11/19/15
Signature	Date

ORIGINAL APPLICATION DUE BY:
FRIDAY, JANUARY 8, 2016
FY16/17 Festival Application
Lexington County Council
212 South Lake Drive, Suite 601
Lexington, SC 29072

County of Lexington
TEMPORARY ALCOHOL BEVERAGE LICENSE FEE
FY2016/17

FUNDING SOURCES

Organization: Town of Irmo (Okra Strut)

List of Funding Sources	Actual 2014/15	Current 2015/16	Estimated 2016/17
Lexington Medical Center	15,000	15,000	15,000
Palmetto Health Baptist	12,000	12,000	12,000
Booth Rentals	10,891	14,115	15,000
Parade Entries	1,300	4,010	5,000
ABC Alcohol (State)	12,652	4,350	6,500
Venden Sales (Privilege)	62,350	8,000	8,000
Richland Hospitality Grant	-0-	5,600	7,500

County of Lexington
TEMPORARY ALCOHOL BEVERAGE LICENSE FEE
FY2016/17

EXPENDITURES

Organization: TOWN of IRMO (OKRA STRUT)

List of Expenditures	Actual 2014/15	Current 2015/16	Estimated 2016/17
ADVERTISING / MARKETING	9,200	6,084	7,500
MUNI SERVICES / SECURITY	8,800	1,600	2,000
ENTERTAINMENT	21,000	14,600	18,000
RENTALS	23,010	18,100	18,000
CONSULTANT / CONTRACTORS	12,000	-0-	5,000
SCHOLORSHIPS	2,000	2,000	2,000
WEBSITE MGMT	3,000	2,000	2,500
TROLLEY / BUSES	4,000	2,600	3,000
CIVIC CLUBS	2,400	1,700	1,100
TECH. SUPPORT	8,440	9,268	7,500

Over the years, the Okra Strut has received several awards. The Okra Strut was featured in USA Today along with the Main Festival and the Monterrey Bay Strawberry Festival as one of the "ten great places to celebrate food.

The Friday Night Concert from 7-11 p.m. traditionally features a variety of music while the legendary Okra Eating Contest showcases festival attendees eating and competing to win the most prestigious. The contest was won two years in a row by a visitor from California.

Saturday events kick off at 9:00 a.m. with the Okra Strut Parade. The parade is one of the most popular events during the festival weekend. With more than 100 unites including bands, dance studios, businesses and pedestrian groups proceeds down St. Andrew Road from Crossroads Middle School ending at Irmo Elementary School. The festival is held from 10:00 a.m. to 5:00 p.m. with entertainment on two stages, arts and crafts and exhibits. There are amusements, kid's crafts, a kid's okra eating contest, portraits with Okra Man and much more. The festival boasts an array of food from festival fare to "fried okra" deliciously seasoned by the Lake Murray – Irmo Woman's Club.

The Great Okra Giveaway offers cash prizes from area merchants awarded on Saturday each year at 11 a.m. and 1, 3 and 5 p.m.

Brief History;

The festival began in 1973 as a fundraiser for the Lake Murray – Irmo Woman's Club. The goal was to build a brand new library for the Irmo Community. Local radio personality, the late Gene McKay, had the idea of naming the fundraiser "Okra Strut" when he jokingly described the "ancient Irmese" as "a farming tribe who lived off okra". In October of that year, the Woman's Club held a modest arts and crafts sale at Seven Oaks Park. In 2013, the festival turned 40 years old.

The Irmo Okra Strut Festival has become synonymous with greater Irmo area and draws visitors from this state as well as other states. The festival has received national attention in numerous national publications and websites. A 2000 feature article by the Associated Press was picked up by hundreds of newspapers and websites internationally.

The 2014 festival was estimated at 45,000 with an estimated 5,000 visitors from outside Lexington County.

The festival makes a major impact on the local economy annually by generating an unknown amount of revenue for restaurants, hotels and other services for festival attendees and for those working the festival in some capacity.

The Accommodations Tax Funds were used for newspaper advertising, radio advertising, TV advertising, festival signage and/or banners and to assist in the general promotion of the festival.

Rec'd 11-23-15 ✓ GRB

County of Lexington

TEMPORARY ALCOHOL BEVERAGE LICENSE FEE
FY2016/17

APPLICATION

1. Name of Festival: Gaston Collard and Barbeque Festival
2. Sponsoring Organization: Town of Gaston
   Mailing Address: PO Box 429, Gaston, SC 29053
3. Festival Director:
   Name Jennifer Hoyt Title Town Clerk
   Telephone 803-796-7725 Alternate Telephone
   Fax Number 803-739-5793
   Email jghoyt7085@gmail.com
4. Festival Website: gastonsc.org
5. Event Category (*Check One*):
   ☑ Festival: Gaston Collard and Barbeque Festival
   ☐ Other – Pursuant to State Statute Section 61-6-2010:
6. Festival Timeline *(Actual Dates of Festival)*:
7. Location of Festival: 131 N. Carlisle Street, Gaston, SC 29053
8. How many people do you expect to attend? 2,500
9. Festival Budget: **Request for funds must meet the requirements of Chapter 61, Section 61-6-2010, SC Code of Laws, 1976, as amended.**
   a. Estimated cost for this project: $ 10,000.00
   b. Amount of funds requested for this project: $ 2,500.00
   c. This request equals what percent of the total Festival Budget? 25 %
10. Has your festival previously received Temporary Alcohol Beverage License Fee funding?
   ☑ Yes ☐ No
   a. If yes, state year 2014/2015, amount $ 2,500.00, source Lexington County, and purpose: Help with cost of the festival
   b. For each award year, did you expend 100% of the Temporary Alcohol Beverage License Fee funds you received? ☑ Yes ☐ No
   c. If no, please explain:

11. Type of Organization:

Please check one:

- ☐ County Government
- ☑ Municipal
- ☐ Non-profit Organization
- ☐ Community service club, church, etc.
- ☐ Other:_____

Note: For-profit organizations are not eligible for funding.

12. Festival description - please attach a report with the following information:

a. General description of the festival and brief history of the organization
b. State the benefit that this festival will serve toward promoting tourism and the Lexington County Community
c. Total attendance to the festival versus the number of total tourists in attendance
d. Economic impact generated by tourism to the festival
e. Overall description of how the festival attracts and promotes tourists to the area and **specifically how the Temporary Alcohol Beverage License Fee funds were used to accomplish this**, i.e. brochures - $300, etc.
f. Additional comments:_____

(See attachment) ✓

Signature of Festival Director:

Jennifer Hoyt	Town Clerk
Name	Title
Jennifer Hoyt	10-23-15
Signature	Date

ORIGINAL APPLICATION DUE BY:
FRIDAY, JANUARY 8, 2016
FY16/17 Festival Application
Lexington County Council
212 South Lake Drive, Suite 601
Lexington, SC 29072

12a. The Gaston Collard & Barbeque Festival is held every year in the early to late Fall. This year it was held October 17, 2015. The festival consists of barbeque, collard greens, along with a variety of other food, games, rides or inflatable's, vendors and crafters from different areas and entertainment for the community. The Town of Gaston was founded in 1894. The Town was incorporated into Lexington County in 1974. Population is approximately 1800.

12b. The festival promotes tourism for the town and Lexington County. People come from miles away just to taste the collard greens and enjoy fellowship with our community.

12c. Attendance this year was approximately 1650. Almost half were tourists.

12d. The tourism brings income to local businesses and possibly interest from tourist wanting to move to Gaston, which would provide more income to all businesses.

12e. The festival attracts and promotes tourists to the area with entertainment, many vendors from all areas come together. Funds from the Temporary Alcohol Beverage License Fee were used as income for advertisement, supplies and entertainment.

County of Lexington

TEMPORARY ALCOHOL BEVERAGE LICENSE FEE
FY2016/17

FUNDING SOURCES

Organization: Town of Gaston

List of Funding Sources	Actual 2014/15	Current 2015/16	Estimated 2016/17
Temporary Alcohol Beverage License Fee	2,500.00	2,500.00	2500.00
Sponsors + Vendors	3,043.00	2,870.00	3,000.00
Gaston Pageant	1,872.00	2,410.00	2,500.00
Barbeque Plates	3,524.00	3,822.00	3,800.00
Collards Contest	40.00	160.00	150.00
Barbeque Contest		2,400.00	2,400.00
	10,979.00	14,162.00	14,350.00

County of Lexington

TEMPORARY ALCOHOL BEVERAGE LICENSE FEE
FY 2016/17

EXPENDITURES

Organization: Town of Gaston

List of Expenditures	Actual 2014/15	Current 2015/16	Estimated 2016/17
Kirby Parade Float	350.00	350.00	350.00
Entertainment - Band	1200.00	500.00	1,100.00
Karaoke	350.00	350.00	350.00
Ad / Banners / Picket Signs	517.00	997.03	850.00
Trophy Shop	117.00	129.86	120.00
IGA	421.42	395.44	400.00
Air Fun Rentals	3425.00	3,850.00	3850.00
Crowns for Pageant	457.95	Ø	380.00
Tony's Trophies	147.27	223.35	185.00
ASCAP	100.00	100.00	100.00
USPS - Mail Flyers / Stamps	760.38	908.23	925.00
Carbitts Meat Market	1,011.38	1,385.10	1380.00
Lizards Thicket	535.00	802.37	750.00
Pageant Director, Judges, Auditor, Emcee	250.00	250.00	250.00
Barbeque Contest Winners	1,500.00	1,800.00	1,800.00
	11,143.54	13,081.38	12,790.00

157 NW Columbia Avenue • P.O. Box 183 • Chapin, SC 29036

DEC 2015
RECEIVED
LEXINGTON COUNTY
COUNCIL
LEXINGTON, S.C.

December 22, 2015

Judy Busbee, Assistant Clerk to Council
Lexington County Council
212 South Lake Drive, Suite 601
Lexington, SC 29072

RE: FY16/17 Festival Application

Dear Judy,

The 2015 Labor Day Festival and Parade was a huge success, and we plan to build on that momentum for 2016 edition! Attached please find our application for FY 2016-17 with supplemental information and the final recap for the FY 2015/16 grant.

We fully believe the Labor Day Festival brings positive exposure not only to Chapin, but also Lexington County. It adds to our quality of life in so many ways, and the Town of Chapin appreciates the County's continuing support.

Please let me know if you have additional questions.

All the best,

Karen Owens
Director of Communications and Economic Development

Merry Christmas!

Karen Owens
Director of Communications & Economic Development

Town of Chapin
157 NW Columbia Ave.
Chapin, SC 29036

Office: 803-575-8039
Cell: 803-413-6789
Fax: 803-345-0427
karen@chapinsc.com

County of Lexington

TEMPORARY ALCOHOL BEVERAGE LICENSE FEE
FY2016/17

APPLICATION

1. Name of Festival: Chapin Labor Day Festival & Parade
2. Sponsoring Organization: Town of Chapin, SC

   Mailing Address: PO Box 183, Chapin SC 29036
3. Festival Director:

   Name Karen Owens Title Director of Communications

   Telephone 803-575-8039 Alternate Telephone 803-413-6789

   Fax Number 803-345-0427

   Email karen@chapinsc.com
4. Festival Website: www.chapinsc.com
5. Event Category (*Check One*):

   ☒ Festival: _____

   ☐ Other – Pursuant to State Statute Section 61-6-2010: _____
6. Festival Timeline *(Actual Dates of Festival)*: September 3 -5, 2016
7. Location of Festival: Downtown Chapin
8. How many people do you expect to attend? 25,000
9. Festival Budget: **Request for funds must meet the requirements of Chapter 61, Section 61-6-2010, SC Code of Laws, 1976, as amended.**

   a. Estimated cost for this project: $ 11,000

   b. Amount of funds requested for this project: $ 2500

   c. This request equals what percent of the total Festival Budget? 23 %
10. Has your festival previously received Temporary Alcohol Beverage License Fee funding?

    ☒ Yes ☐ No

    a. If yes, state year 2015, amount $ 2500, source Temporary Alcohol funds

    purpose: Marketing and promotion support

    b. For each award year, did you expend 100% of the Temporary Alcohol Beverage License Fee funds you received? ☒ Yes ☐ No

    c. If no, please explain: _____

11. Type of Organization:

Please check one:

- ☐ County Government
- ☒ Municipal
- ☐ Non-profit Organization
- ☐ Community service club, church, etc.
- ☐ Other:_____

Note: For-profit organizations are not eligible for funding.

12. Festival description - please attach a report with the following information:

a. General description of the festival and brief history of the organization
b. State the benefit that this festival will serve toward promoting tourism and the Lexington County Community
c. Total attendance to the festival versus the number of total tourists in attendance
d. Economic impact generated by tourism to the festival
e. Overall description of how the festival attracts and promotes tourists to the area and **specifically how the Temporary Alcohol Beverage License Fee funds were used to accomplish this**, i.e. brochures - $300, etc.
f. Additional comments: See attached document ✓

Signature of Festival Director:

Karen Owens	Director of Communications
Name	Title
	12-22-2015
Signature	Date

ORIGINAL APPLICATION DUE BY:
FRIDAY, JANUARY 8, 2016
FY16/17 Festival Application
Lexington County Council
212 South Lake Drive, Suite 601
Lexington, SC 29072

County of Lexington
TEMPORARY ALCOHOL BEVERAGE LICENSE FEE
FY2016/17

FUNDING SOURCES

Organization: Town of Chapin

List of Funding Sources	Actual 2014/15	Current 2015/16	Estimated 2016/17
Sponsors/Advertising Program	$5450.00	$4975.00	$5300.00
Lexington County Alcohol Grant	$2500.00	$2500.00	$2500.00
Vendors	$3400.00	$5445.00	$5500.00
Parade floats	$825.00	$2300.00	$2500.00
Tshirts sales	$485.00	$560.00	$575.00
Return check fees	na	$30.00	na
Misc income	na	$7.00	na
	$12660.00	$15,817.00	$16,575.00

(16,375.00)

County of Lexington

TEMPORARY ALCOHOL BEVERAGE LICENSE FEE
FY2016/17

EXPENDITURES

Organization: Town of Chapin

List of Expenditures	Actual 2014/15	Current 2015/16	Estimated 2016/17
Advertising & Promotion	$5069.58	$3286.88	$4000.00
Custodial (clean up) & porta-johns	$2684.56	$3100.00	$2500.00
Entertainment/Awards	$1917.00	$1312.25	$1500.00
Program design/printing	$2320.00	$1729.89	$2000.00
Parade and talent show/entertainment rentals	$3033.33	$840.61	$1000.00
Miscellaneous	$28.88	$360.78	$150.00
	$15,053.35	$10,630.41	$11,150.00

County of Lexington
TEMPORARY ALCOHOL BEVERAGE LICENSE FEE
FINAL REPORT
CURRENT FY 2015/16

I. FESTIVAL INFORMATION:

Organization Name: Town of Chapin, SC

Festival Name: Chapin Labor Day Festival & Parade

Contact Name: Karen Owens, Director of Communications Phone: 803-575-8039

II. FESTIVAL COMPLETION:

Were you able to complete the festival as stated in your original application? Yes

If no, state any problems you encountered:

III. FESTIVAL SUCCESS:

Please share any additional comments regarding the festival (e.g., lessons learned, successes, problems encountered, etc.):

See attached

IV. FESTIVAL ATTENDANCE:

Record numbers in table below as requested by the Tourism Expenditure Review Committee. Numbers are to reflect attendance and funds received for festivals for current and previous year.

	2015/16 Current Year	2014/15 Previous Year
Total Budget of Festival	$10,472.15	$15,053.00
Amount Funded by the Temporary Alcohol Beverage License Fee	$2,500.00	$2,500.00
Amount Funded by the Temporary Alcohol Beverage License Fee from all Sources		
Total Attendance	22,000	20,000
Total Tourists*	8,800	8,000

*Tourists are generally defined as those who travel 50 miles or more to attend.

V. METHODS:

Please describe the methods used to capture the attendance data listed above (license plates, surveys, etc.):

Observation, traffic and parking counts, vendor estimates, parade entries/participants

VI. FESTIVAL BUDGET:

Attach a report indicating what festival expenses were paid for using Temporary Alcohol Beverage License Fee for the fiscal year.

VII. ORGANIZATION SIGNATURE:

Provide signature of official with the organization verifying accuracy of above statements.

Karen Owens
Name

Director of Communications
Title

Signature

12-22-2015
Date

Temporary Alcohol Beverage License Fee Funding Application FY2016/17

2016/17 Application Information

12. Chapin Labor Day Parade and Festival Overview and Description

a. The Chapin Labor Day Parade and Festival will enter its 37th year in 2016, and continues to serve as Chapin's signature public event that brings thousands of residents and visitors to this lakeside community for an extended weekend of activities. The weekend kicks off on Saturday morning with a 5K Race coordinated by the Irmo Chapin Recreation Commission to benefit its senior programs, including Meals on Wheels. On Sunday evening, there is a free community blues concert that bring individuals and families to the Beaufort Street area for fun and inspiring entertainment. Then on Monday, the festival goes full throttle with 100+ street vendors lining historic Beaufort and Clark Streets selling food, arts and crafts, and other novelties; a Children's Play area with games and activities for younger families; a Classic Car Show featuring a variety of late model automobiles; an annual book sale by the Chapin Branch library; model train display at the old Fire Station/American Legion Post; musical concerts by local artists; and the 100+ entry annual parade that has welcomed local, state and national figures over the years.

b. This long-time annual festival is a popular destination for people throughout the Midlands, South Carolina and beyond, much like its fellow Lexington County festivals (Peach, Poultry, Collard, Okra Strut, etc.). Roughly 22,000 people come out to participate each year in this end-of-summer send off, which generates a huge impact on local restaurants, shops, and the participating vendors. Several of Chapin's local non-profit organizations and schools also raise vital funds that support their causes by serving as food vendors or providing essential festival services such as parking, festival set up and clean up, and public safety. And 50 % of the vendors come from outside of the Midlands and potentially stay in nearby hotels the night preceding the festival.

c. Attendance estimates for 2015 were 22,000, with approximately 40% of attendees coming from outside the area.

d. Vendors do not provide the Town with their sales information but a conservative estimate of minimum spending by individuals in attendance of $7 a person, would generate a minimum of $154,000 in revenues and additional sales generated after the festival is not tracked either. Whatever is generated, the impact is far greater than the money spent to put the festival on, because it creates community pride, encourages a diverse group of people to work together for a common cause, generates new visitors to our community as well as positive publicity for our town.

e. The money ($2500) received from Lexington County through its Temporary Alcohol Beverage License Fee funds was used to support advertising and promotions as follows:

$1000	Radio advertising with Lake Murray Radio (Z 93 FM)

$1000	of the $1729.89 for printing 1200 program books that were distributed in advance and at festival
$ 500	of the $1022.22 for promotional Tshirts
$2500	

f. We were fortunate to once again partner with Lake Murray Country Tourism Board to cross promote our Labor Day Festival with their activities to promote lake tourism through the provision of 30 two-sided street banners that were on display on the two main Chapin transportation corridors, Columbia Avenue and Chapin Road (Hwy 76) beginning in early June. This partnership helped save the festival more than $2500 in promotional expenses. We plan to partner with them again in 2016.

2015-16 Final Report Recap

III. Please share any additional comments regarding the festival (e.g., lessons learned, successes, problems encountered, etc.): This year was a resounding success, with increased attendance and several new features added to the festival. On Sunday night, we offered a free blues concert with a Midlands area band performing an outdoor concert on Beaufort Street. More than 250 people came out for the concert, which also featured a local food truck and the Tipsy Toad Tavern providing food, beer and wine to attendees. The winner of the 2014 Chapin Champions contest opened for Anthony Charles and Blues Dolphins. We were able to secure a sponsor for the band (Mid-Carolina Electric Cooperative) which allowed us to make the concert free for attendees. And the stage was used again for Monday, where we had two local artists/groups perform for the festival.

Another change we made in 2015 was the parade route itself. We had a straight shot down Chapin Road (Hwy 76) from GIS to the Bi-Lo Shopping Center. It cut off about .4 mile but mainly helped us avoid dealing with crossing the railroad tracks not once but twice. This has been a change our public safety partners have wanted for a couple of years and while there were a lot of skeptics leading up to the festival, people were very complimentary of the change which allowed for a much larger area for citizens and visitors to view the parade. We also increased the number of paying entries. In 2014, only 33 of the 115 parade entries paid the $25 entry fee. We did away with exemptions for political candidates and non-profits and greatly increased our revenue to support the local bands that performed on Monday.

We also tested allowing some professional food vendors to come in on a limited basis to offer a wider variety of food options and more traditional festival fare with much success. We also had to adjust for a late pull-out of the amusement vendor who notified us late in the planning process that they wanted to charge us $3500 to bring carnival rides out for the kids' area. Since

that was not budgeted, we approached the local Baptist church's youth director about getting their youth group to provide four to five activities and games that kids could play at no charge. The town also paid about $200 for a jumpy house that was also free admission. The families were overjoyed that they didn't have to wait in long lines or pay for their kids to be entertained, thus keeping our family-friendly festival standing intact.

VI: The money ($2500) received from Lexington County through its Temporary Alcohol Beverage License Fee funds for 2015-16 was used to support advertising and promotions as follows:

$1000	radio advertising schedule on Z 93 FM The Lake
$926	print and online advertising
$319	towards event Tshirts that were sold prior to event at various locations
$255	promotional signs
$2500	

Town of Chapin
Profit & Loss
January through December 2015

		Jan - Dec 15
Ordinary Income/Expense		
Income		
4900 · Miscellaneous Revenues		
4905 · Festival, Event, Parade Income	15,810.00	
4990 · Other Miscellaneous Income	7.00	
Total 4900 · Miscellaneous Revenues		15,817.00
Total Income		15,817.00
Expense		
6000 · Salaries & Benefits		
6008 · Bonus	136.95	
Total 6000 · Salaries & Benefits		136.95
6020 · Fringe Benefits		
6021 · Payroll Taxes	10.13	
6023 · Group Health Insurance	(3.97)	
6025 · Retirement Expense	15.15	
6029 · Unemployment Expense	0.00	
Total 6020 · Fringe Benefits		21.31
6100 · Operations Expense		
6300 · Purchased Services		
6346 · Community Events & Promotions	10,472.15	
Total 6300 · Purchased Services	10,472.15	
Total 6100 · Operations Expense		10,472.15
6900 · Other Expenses		
6902 · Bad Check (Returned NSF Checks)	0.00	
Total 6900 · Other Expenses		0.00
Total Expense		10,630.41
Net Ordinary Income		5,186.59
Net Income		**5,186.59**

COUNTY OF LEXINGTON
MINIBOTTLE TAX FUND
Annual Budget
Fiscal Year - 2016-17

Object Code	Revenue Account Title	Actual 2014-15	Received Thru Dec 2015-16	Amended Budget Thru Dec 2015-16	Projected Revenues Thru Jun 2015-16	Requested 2016-17	Recommend 2016-17	Approved 2016-17
	***Minibottle Tax Fund 2141:**							
	Revenues:							
420700	Minibottle Tax	443,098	243,783	398,630	398,630	398,630		
461000	Investment Interest	0	0	0	0	0		
	**** Total Revenue**	443,098	243,783	398,630	398,630	398,630	0	0
	*****Total Appropriation**				398,630	398,630	0	0
	FUND BALANCE Beginning of Year				0	0	0	0
	FUND BALANCE - Projected End of Year				0	0	0	0

Fund: 2141
Division: Health & Human Services
Organization: 171600 - Minibottle Contributions

Object Code	Expenditure Classification	2014-15 Expenditure	2015-16 Expend (Dec)	2015-16 Amended (Dec)	2016-17 Requested	BUDGET 2016-17 Recommend	BUDGET 2016-17 Approved
	Personnel						
	*** Total Personnel**	**0**	**0**	**0**	**0**	**0**	**0**
	Operating Expenses						
534000	Contributions (LRADAC)	443,098	99,657	398,630	398,630		
	*** Total Operating**	**443,098**	**99,657**	**398,630**	**398,630**	**0**	**0**
	**** Total Personnel & Operating**	**443,098**	**99,657**	**398,630**	**398,630**	**0**	**0**
	Capital						
	**** Total Capital**	**0**	**0**	**0**	**0**	**0**	**0**
	***** Total Budget Appropriation**	**443,098**	**99,657**	**398,630**	**398,630**	**0**	**0**

COUNTY OF LEXINGTON
INDIGENT CARE
Annual Budget
Fiscal Year - 2016-17

Object Code	Revenue Account Title	Actual 2014-15	Received Thru Dec 2015-16	Amended Budget Thru Dec 2015-16	Projected Revenues Thru Jun 2015-16	Requested 2016-17	Recommend 2016-17	Approved 2016-17
	***Indigent Care 2200:**							
	Revenues:	0.887 Mills		0.887 Mills	0.887 Mills	Mills	Mills	0.883 Mills
410000	Current Property Taxes	757,469	449,402	791,135	791,135	791,135		
410500	Homestead Exemption Reimbursements	36,475	0	30,000	30,000	30,000		
410520	Manufacturer's Tax Exemption	3,539	0	3,000	3,000	3,000		
410530	State Sales and Use Tax Credit	17,533	5,415	20,286	20,286	20,286		
410540	Lease Purchase Tax Credit	0	0	0	0	0		
411000	Current Vehicle Taxes	121,598	64,132	118,853	118,853	118,853		
412000	Current Tax Penalties	1,450	6	1,400	1,400	1,400		
412001	Prior Year Penalty	0	0	0	0	0		
413000	Delinquent Taxes	31,296	15,885	35,000	35,000	35,000		
414000	Delinquent Tax Penalties	4,904	2,394	5,000	5,000	5,000		
417100	Fee in Lieu of Taxes	70,450	4,221	61,384	61,384	61,384		
417120	Fee in Lieu of Taxes - Prior Year	2,270	0	0	0	0		
417130	FILOT - Manufacturer's Tax Exemption	3,578	0	3,589	3,589	3,589		
417150	FILOT - Fee for Services	450	0	449	449	449		
418000	Motor Carrier Payments	1,532	1,337	1,400	1,400	1,400		
419000	Merchants Exemptions	23,800	11,900	23,800	23,800	23,800		
419900	Tax Refunds	0	0	0	0	0		
461000	Investment Interest	421	80	100	100	100		
461001	Tax Appeals Interest	0	0	0	0	0		
	**** Total Revenue**	1,076,765	554,772	1,095,396	1,095,396	1,095,396	0	0
	*****Total Appropriation**				1,530,923	1,530,923	0	0
	FUND BALANCE Beginning of Year				278,015	(157,512)	(157,512)	(157,512)
	FUND BALANCE - Projected End of Year				(157,512)	(593,039)	(157,512)	(157,512)

Fund 2200
Division: Health & Human Services
Organization: 171200 - Social Services

Object Code	Expenditure Classification	2014-15 Expenditure	2015-16 Expend (Dec)	2015-16 Amended (Dec)	2016-17 Requested	BUDGET 2016-17 Recommend	2016-17 Approved
	Personnel						
	*** Total Personnel**	**0**	**0**	**0**	**0**	**0**	**0**
	Operating Expenses						
534000	Contributions	908,650	549,908	1,530,923	1,530,923		
	*** Total Operating**	**908,650**	**549,908**	**1,530,923**	**1,530,923**	**0**	**0**
	**** Total Personnel & Operating**	**908,650**	**549,908**	**1,530,923**	**1,530,923**	**0**	**0**
	Capital						
	**** Total Capital**	**0**	**0**	**0**	**0**	**0**	**0**
	***** Total Budget Appropriation**	**908,650**	**549,908**	**1,530,923**	**1,530,923**	**0**	**0**

COUNTY OF LEXINGTON
CLERK OF COURT / PROFESSIONAL BOND FEES
Annual Budget
Fiscal Year - 2016-17

Object Code	Revenue Account Title	Actual 2014-15	Received Thru Dec 2015-16	Amended Budget Thru Dec 2015-16	Projected Revenues Thru Jun 2015-16	Requested 2016-17	Recommend 2016-17	Approved 2016-17
	***Clerk of Court / Professional Bond Fee 2600:**							
	Revenues:							
431100	Clerk of Court Fees	11,840	9,290	10,690	10,690	11,500		
461000	Investment Interest	214	150	300	300	300		
	**** Total Revenue**	12,054	9,440	10,990	10,990	11,800	0	0
	*****Total Appropriation**				122,213	94,548	0	0
	Contingency:							
	Unused				68,000			
	FUND BALANCE							
	Beginning of Year				109,456	66,233	66,233	66,233
	FUND BALANCE - Projected							
	End of Year				66,233	(16,515)	66,233	66,233

Fund: 2600
Division: Judicial
Organization: 141100 - Clerk of Court

Object Code	Expenditure Classification	2014-15 Expend	2015-16 Expend (Dec)	2015-16 Amended (Dec)	2016-17 Requested	BUDGET 2016-17 Recommend	BUDGET 2016-17 Approved
	Personnel						
	*** Total Personnel**	**0**	**0**	**0**	**0**	**0**	**0**
	Operating Expenses						
521000	Office Supplies	0	0	3,000	3,000		
529903	Contingency	0	0	68,000	68,000		
	*** Total Operating**	**0**	**0**	**71,000**	**71,000**	**0**	**0**
	**** Total Personnel & Operating**	**0**	**0**	**71,000**	**71,000**	**0**	**0**
	Capital						
540000	Small Tools & Minor Equipment	8,623	0	7,600	7,600		
540010	Minor Software	0	0	0	0		
	All Other Equipment	0	7,974	43,613			
	(1) Crestron DMPS3 System Controller				3,500		
	(2) Crestron TSW-750 Touch Panel				2,480		
	(1) CEN-SW-POE-5 Switch				250		
	(2) Crestron TSW-750 TTK Desk Top Unit for Touch Panel				320		
	(1) Document Camera w/ Back Light				1,349		
	(1) Crestron DM-RMC-4K100-C Receiver for Video Signal at Projector				650		
	(1) EIKI LC-WUL100A Install Package HD Projector				4,899		
	(1) Installation				2,500		
	**** Total Capital**	**8,623**	**7,974**	**51,213**	**23,548**	**0**	**0**
	***** Total Budget Appropriation**	**8,623**	**7,974**	**122,213**	**94,548**	**0**	**0**

FUND 2600
CLERK OF COURT (141100)
FY 2016-17 BUDGET

SECTION III – PROGRAM OVERVIEW

Program : General Sessions

Objectives:

To achieve and maintain a high standard of accuracy and efficiency regarding all arrest warrants, bonds, indictments and sentences for the county. To insure all records are received and processed for county Magistrates and Municipalities. To report this information to various other entities (Solicitor, Public Defender, Probation Department, and Attorneys). To report any/all "disposition of charges" information to South Carolina Court Administration for disbursement throughout the state. To provide adequate assistance and advise Circuit Court Judges, Solicitors, Attorneys and the general public upon request. To appoint legal counsel to all qualified, including but not limited to those declared indigent. To properly maintain and manage General Sessions and Transfer Court on a daily basis. To maintain and collect fines imposed by Judges in both courts. To organize and maintain all evidence submitted in criminal trials and coordinate availability to Supreme Court for the appeals process. To maintain all bonding company license and provide current information for those companies to all magistrates. To compose, prepare and mail all Jury summons for Circuit and Criminal Court in an efficient and timely manner. To assist all persons on Jury duty as well as maintaining all Juror information for civil, criminal and transfer courts. Providing all Jury support services as well as the compilation of all Jury information for trial while coordinating Jury selection.

Service Standards:

The goal of this department is to assure accurately transmitted information pertaining to criminal offenses occurring in Lexington County, produced revenue for the county by timely collection of fines and continued service to the citizens.

Fund 2600
CLERK OF COURT (141100)
FY 2016-2017 BUDGET

SECTION IV. – SUMMARY OF REVENUES

431100-CLERK OF COURT ACCOUNT **$ ~~10,690.00~~ 11,500**

Collecting professional bondsman fees generates the Clerk of Court account 141100-2600. 100% of the fee is remitted to the County Treasurer to be put back into the Clerk of Courts discretional account. A professional or surety bondsman, doing business in a county other than the bondsman's principal place of business, is required to pay to the Clerk of Court in the county in which such foreign business is conducted, the sum of $100.00 annually. When the professional bondsman is doing business in his principal place of business the annual fee is $150.00. These monies paid by professional bondsmen are to be retained by the Clerk of Court. These funds are used to help defray the ordinary expenses of operating the Clerk of Courts office (estimated). Based on our Daily Worksheet dated 07/01/2015 – 12/30/2015 (5 months).

461000- INVESTMENT INTEREST **$300.00**

Interest earned (estimated).

FUND 2600
CLERK OF COURT (141100)
FY 2016-2017 BUDGET

SECTION V.B –OPERATION LINE ITEM NARRATIVES

521000-OFFICE SUPPLIES **$3000.00**

This account is used for pens, pencils, printing, paper and miscellaneous supplies.

529903- CONTINGENCY **$68,000.00**

FUND 2600
CLERK OF COURT (141100)
FY 2016-2017 BUDGET

SECTION V.C – CAPITAL LINE ITEM NARRATIVES

540000 SMALL TOOLS & MINOR EQUPMENT **$7600.00**

The General Sessions Department

~~529903~~ – CONTINGENCY **~~$68,000.00~~**

CAPITAL 15,948 **~~$16,890.02~~**

The Capital line items below are to upgrade the MHW 4th floor Courtroom. Currently, the equipment in this Courtroom

(1) CRESTRON DMPS3 SYSTEM CONTROLLER **$3500.00**
This will replace our current Creston Non Functioning program gear, in the 4th Floor MHW Courtroom.

(2) CRESTRON TSW-750 TOUCH PANELS TO CONTROL THE SYSTEM **$2480.00**

This Touch Panel will replace the Non-Functioning touch screens, in the MHW 4th Floor Courtroom

(1) CEN-SW-POE-5-POE SWITCH **$250.00**

This Power Switch will power the two panels.

(2) CRESTRON TSW-750-TTK SERIES DESK TOP UNIT **$320.00**

This Desk Top Unit will hold the Touch Panels.

(1) DOCUMENT CAMERA WITH BACK LIGHT 1349 **~~$1349.99~~**

The present Document Camera is not working, this camera will bring the clearness to the exhibits.

(1) CRESTRON DM-RMC-4K-100 TO RECEIVE THE VIDEO SIGNAL AT THE PROJECTOR **$650.00**

This Receiver is necessary for the Projector to receive the video signal.

(1) ELKI LC-WUL100A INSTALLATION PACKAGE 5000 LUMEN MACHINE **$4899.00**

This 5000 Lumen Projector has swappable lens option added. This projector also comes with an extra four (4) year extra bulbs and filters and is a full HD machine.

(1) Installation $2,500

COUNTY OF LEXINGTON
EMERGENCY TELEPHONE SYSTEM E-911
Annual Budget
FY 2016-17 Estimated Revenue

Object Code	Revenue Account Title	Actual 2014-15	Received Thru Dec 2015-16	Amended Budget Thru Dec 2015-16	Projected Revenues Thru Jun 2015-16	Requested 2016-17	Recommend 2016-17	Approved 2016-17
	***Public Safety / Emergency Telephone System E-911 2605:**							
	Revenues:							
435100	911 Tariff	604,174	252,216	600,000	600,000	600,000		
435101	911 CMRS Cell Phone Surcharge	905,435	379,911	600,000	600,000	750,000		
435103	911 CMRS Capital Reimbursements	174,033	148,572	598,956	598,956	220,000		
435104	911 Cost Recovery	0	0	0	0	0		
437550	911 Tape Sales	1,949	881	1,000	1,000	1,500		
438900	Auction Sales	0	0	0	0	0		
	Other Revenues:							
461000	Investment Interest	9,103	5,555	0	0	0		
469900	Miscellaneous Revenues	379	0	0	0	0		
	**** Total Revenue**	1,695,073	787,135	1,799,956	1,799,956	1,571,500	0	0
	*****Total Appropriation**				2,381,016	1,630,519	0	0
	FUND BALANCE Beginning of Year				3,584,859	3,003,799	3,003,799	3,003,799
	FUND BALANCE - Projected End of Year				3,003,799	2,944,780	3,003,799	3,003,799

COUNTY OF LEXINGTON
EMERGENCY TELEPHONE SYSTEM E-911
Annual Budget
Fiscal Year - 2016-17

Fund: 2605
Division: Public Safety
Organization: 131300 - Communications

Object Code	Expenditure Classification	2014-15 Expend	2015-16 Expend (Dec)	2015-16 Amended (Dec)	2016-17 Requested	BUDGET 2016-17 Recommend	BUDGET 2016-17 Approved
	Personnel						
510100	Salaries & Wages - 3	98,872	67,238	142,128	151,012		
510200	Overtime	0	0	0	0		
511112	FICA - Employer's Portion	6,630	4,566	10,873	11,553		
511113	State Retirement - Employer's Portion	10,783	7,436	15,719	16,702		
511120	Employee Insurance - 3	23,400	11,700	23,400	23,400		
511130	Workers Compensation	297	202	427	427		
519999	Personnel Contingency	0	0	0	0		
	*** Total Personnel**	**139,982**	**91,142**	**192,547**	**203,094**	**0**	**0**
	Operating Expenses						
520100	Contracted Maintenance	265,454	106,822	330,570	321,727		
520200	Contracted Services (Log Recorder Maint.)	230,735	147,773	337,203	300,126		
520300	Professional Services	0	0	0	4,000		
520400	Advertising & Publicity	631	436	500	500		
520510	Interpreting Services	6,915	3,128	7,800	8,350		
520702	Technical Currency & Support	62,953	64,335	66,988	99,922		
520800	Outside Printing Cost	0	0	0	0		
521000	Office Supplies	1,776	1,113	2,100	4,000		
521100	Duplicating	0	220	500	750		
521200	Operating Supplies (Public Ed Materials)	1,850	1,378	2,500	4,500		
521213	Public Education Supplies	0	0	2,000	2,500		
522050	Generator Repairs & Maintenance	0	0	3,725	3,725		
522100	Heavy Equipment Repairs & Maint.	0	0	1,000	1,000		
522200	Small Equip Repairs & Maintenance	413	257	1,500	3,000		
524201	General Tort Liability Insurance	69	69	71	74		
524202	Surety Bonds - 3	17	0	0	0		
525000	Telephone	27,648	10,383	48,499	60,120		
525002	Telephone (800 Service)	96	32	125	125		
525004	WAN Service Charges	837	0	1,156	1,156		
525020	Pagers and Cell Phones	0	0	0	0		
525021	Smart Phone Charges	2,373	1,289	4,039	4,039		
525030	800 MHz Radio Service Charges - 14	10,507	4,810	15,653	26,156		
525031	800 MHz Radio Maintenance Contracts - 32	141,785	151,018	155,405	210,051		
525041	E-mail Service Charges	135	0	0	0		
525042	Share Point Service Charges	0	0	0	0		
525100	Postage	0	38	600	600		
525210	Conference, Meeting & Training Expense	13,950	7,357	38,511	50,225		
525230	Subscriptions, Dues, & Books	5,006	1,999	5,091	3,406		
525240	Personal Mileage Reimbursement	223	93	297	750		
525250	Motor Pool Reimbursement	1,140	225	1,000	1,000		
525430	Emergency Generator Fuel	1,424	0	3,705	3,705		
525500	Laundry & Linen	0	0	300	300		
525600	Uniforms & Clothing	0	0	1,000	545		
525700	Employee Service Awards	0	1,411	2,194	3,563		
529903	Contingency	0	0	196,456	196,456		
	*** Total Operating**	**775,937**	**504,186**	**1,230,488**	**1,316,371**	**0**	**0**
	**** Total Personnel & Operating**	**915,919**	**595,328**	**1,423,035**	**1,519,465**	**0**	**0**

COUNTY OF LEXINGTON
EMERGENCY TELEPHONE SYSTEM E-911
Annual Budget
Fiscal Year - 2016-17

Fund: 2605
Division: Public Safety
Organization: 131300 - Communications

Object Code	Expenditure Classification	2014-15 Expend	2015-16 Expend (Dec)	2015-16 Amended (Dec)	2016-17 Requested	*BUDGET* 2016-17 Recommend	2016-17 Approved
	Capital						
540000	Small Tools and Minor Equipment	5,135	2,853	8,218	11,718		
540010	Minor Software	0	0	0	0		
	All Other Equipment	843,790	53,366	949,763			
	Monitors - Repl.				4,000		
	(1) Standard Laptop (F3) - Repl.				1,391		
	KVM Switch				5,958		
	Motorola MCC7500 Position (Node 2)				87,987		
	**** Total Capital**	**848,925**	**56,219**	**957,981**	**111,054**	**0**	**0**
	***** Total Budget Appropriation**	**1,764,844**	**651,547**	**2,381,016**	**1,630,519**	**0**	**0**

SECTION II

COUNTY OF LEXINGTON

NEW PROGRAM

Proposed Revenues
Fines, Fees, and Other
Budget FY - 2016-2017

Fund #: 2605 Fund Name: 911 FUNDS

Organ. #: 131300 Organ. Name: Communications

Revenue Code	Fee Title	Actual Fees FY 14/15	Received Thru Dec 15-16	Amended Budget Thru Dec 15-16	Projected Budget Thru Jun 15-16	Budget: Units of Service	Budget: Current Fee	Budget: Current Total Estimated Fees 2016-17	Proposed Fee Change
435100	9-1-1 Tarriff	$ 604,174	$ 252,216	$ 600,000	$ 600,000		.50/mo	$ 600,000	
435101	911 CMRS Cell Phone	$ 905,435	$ 379,911	$ 600,000	$ 600,000		.61/mo	$ 750,000	
435103	911 CMRS Reimburs.	$ 174,033	$ 148,572	$ 598,956	$ 598,956			$ 220,000	
437550	CAD/Tape Fees	$ 1,941	$ 881	$ 1,000			$35 per tape	$ 1,500	

SECTION IV

COUNTY OF LEXINGTON
NEW PROGRAM
Capital Item Summary
Fiscal Year - 2016-17

Fund # 2605 Fund Title: E911
Organization # 131300 Organization Title: PS/Communications
Program # Program Title:

Qty	Item Description	***BUDGET*** 2016-17 Requested Amount
540000	Small Tools & Minor Equipment	11,718
	Monitor's Replacement	4,000
	(1) Standard Laptop (F3 Replacement	1,391
	KVM Switch(s)	5,958
	Motorola MCC7500 Radio Position (Node 2)	87,987
	**** Total Capital (Transfer Total to Section III)**	**111,054**

SECTION V. – PROGRAM OVERVIEW

911 DIVISION

PROGRAM 1 - 911 TRAINING

The 911 Training Division is responsible for the recruitment, selection, initial training and continuing education of all Lexington County Consolidated 911 Telecommunicators, along with coordinating the mandated 911 Telecommunicator Certification through the South Carolina Criminal Justice Academy for all Public Safety Answering Point (PSAP) Telecommunicators countywide. Additionally, all Lexington County Consolidated 911 Telecommunicators are trained and or certified in the following: Cardio-Pulmonary Resuscitation (CPR), Association of Public Safety Communications Officials (APCO) Basic Telecommunicator, Emergency Medical Dispatch (EMD), National Crime Information Center (NCIC) and National Incident Management System (NIMS). The 911 Training Division is also responsible for establishing and maintaining written directives and standard operating procedures for the Lexington County Communications Center; designing and implementing a career development program; ensuring accreditation compliance by adhering to strict training guidelines and maintaining accurate documentation of all 911 emergency communications training completed by Telecommunicators.

PROGRAM 2 - 911 PUBLIC EDUCATION

To promote greater understanding of 911 and emergency response services available to the citizens of Lexington County, the 911 Training Division provides a comprehensive public education program. This program consists of presentations designed to be both informative and educational, offered to schools, child/adult care facilities, businesses, churches and community groups. These presentations reinforce the proper use of 911, through demonstrations by public safety personnel, videotapes, posters, instructional brochures and handout materials such as stickers, pencils, pens and coloring books. The 911 Training Division also collects pertinent information from the residents of Lexington County relating to medical, fire service and or law enforcement concerns, such as hearing or speech impaired occupants, which is then entered into a computer aided dispatch database, to assist the 911 Telecommunicator and emergency responders.

PROGRAM 3 - 911 SYSTEM MANAGEMENT

There have been a number of technological advances in communications, to include voice, data, and video communications services. The 911 Training Division currently manages and supports the maintenance of the database operations along with the 911 related telephone equipment and other required services for all Lexington County Public Safety Answering Points (PSAP's), to include the overall financial support. Additionally the 911 Training Division is dedicated to the research and development of identifying new technologies designed to improve emergency communications.

PERFORMANCE INDICATORS

911 Communications 2015

Total Telephone Calls Received	Jan	Feb	Mar	Apr	May	Jun	Jul	Aug	Sep	Oct	Nov	Dec	TOTALS
Lexington County	33,338	32,588	35,984	35,270	38,556	39,962	40,302	39,196	36,983	41,666	36,325	38,102	448,272
Batesburg/Leesville	156	161	160	155	175	142	158	146	128	160	119	136	1,796
Cayce	495	451	533	544	551	640	708	681	635	711	563	551	7,063
West Columbia	932	946	1,067	1,031	1,228	1,167	1,034	1,129	945	1,146	945	1,073	12,643
Total Telephone Calls Received	***34,921***	***34,146***	***37,744***	***37,000***	***40,510***	***41,911***	***42,202***	***41,152***	***38,691***	***43,683***	***37,952***	***39,862***	***469,774***

Cell Phone Calls Received	Jan	Feb	Mar	Apr	May	Jun	Jul	Aug	Sep	Oct	Nov	Dec	TOTALS
Lexington County	24,283	23,420	25,822	25,832	28,721	29,113	29,255	28,557	26,936	30,491	26,380	27,880	326,690
Batesburg/Leesville	100	107	103	105	120	101	114	94	91	114	91	98	1,238
Cayce	187	107	187	202	216	237	259	243	216	278	219	178	2,529
West Columbia	739	729	862	843	1,056	943	849	911	765	922	720	877	10,216
Total Cell Phone Calls Received	***25,309***	***24,363***	***26,974***	***26,982***	***30,113***	***30,394***	***30,477***	***29,805***	***28,008***	***31,805***	***27,410***	***29,033***	***340,673***

Law Enforcement CAD Events	Jan	Feb	Mar	Apr	May	Jun	Jul	Aug	Sep	Oct	Nov	Dec	TOTALS
Airport PD	23	11	10	14	11	27	25	22	19	24	9	16	211
Chapin PD	196	285	221	258	300	316	329	305	303	275	304	290	3,382
Gaston PD	274	284	222	321	300	346	328	331	427	308	281	306	3,728
Irmo PD	1,136	1,081	1,029	1,204	1,255	1,297	1,105	1,215	1,118	1,189	1,347	1,429	14,405
Lexington PD	2,176	2,243	1,859	2,445	2,251	2,338	2,381	2,541	2,151	2,255	2,172	2,504	27,316
Pelion PD	200	200	136	222	194	220	200	237	246	215	308	256	2,634
Pineridge PD	249	268	169	236	268	320	200	188	138	130	183	162	2,511
South Congaree PD	498	384	455	535	495	437	480	498	488	493	499	364	5,626
Springdale PD	425	372	397	430	464	574	570	509	479	488	482	396	5,586
Swansea PD	192	227	186	251	298	218	243	226	219	253	292	230	2,835
Total Municipal LE CAD Events	***5,369***	***5,355***	***4,684***	***5,916***	***5,836***	***6,093***	***5,861***	***6,072***	***5,588***	***5,630***	***5,877***	***5,953***	***68,234***
Sheriff's Department	12,895	13,190	13,197	14,803	15,727	18,692	20,585	17,576	16,485	18,489	17,092	18,050	196,781
Total Law Enforcement CAD Events	***18,264***	***18,545***	***17,881***	***20,719***	***21,563***	***24,785***	***26,446***	***23,648***	***22,073***	***24,119***	***22,969***	***24,003***	***265,015***

EMS CAD Events	Jan	Feb	Mar	Apr	May	Jun	Jul	Aug	Sep	Oct	Nov	Dec	TOTALS
Lexington County EMS	3,215	3,083	3,303	3,124	3,495	3,430	3,516	3,567	3,529	3,474	3,367	3,598	***40,701***

Fire Service CAD Events	Jan	Feb	Mar	Apr	May	Jun	Jul	Aug	Sep	Oct	Nov	Dec	TOTALS
Lexington County Fire	968	1,048	916	985	1,044	1,119	1,088	1,053	1,070	1,186	1,008	1,018	12,503
Irmo Fire	272	274	287	290	299	347	313	271	275	391	314	293	3,626
Airport Fire	9	12	9	5	7	8	12	4	3	5	5	3	82
Batesburg Fire	51	78	54	56	66	71	81	66	82	87	58	58	808
West Columbia Fire	106	107	113	114	117	141	113	121	105	158	120	121	1,436
Total Fire CAD Events	***1,406***	***1,519***	***1,379***	***1,450***	***1,533***	***1,686***	***1,607***	***1,515***	***1,535***	***1,827***	***1,505***	***1,493***	***17,019***

Miscellanous Departments	Jan	Feb	Mar	Apr	May	Jun	Jul	Aug	Sep	Oct	Nov	Dec	TOTALS
Animal Control	22	30	26	24	29	18	22	19	40	38	36	18	322
Coroner	72	53	76	58	79	45	52	59	71	82	69	77	793

PERFORMANCE INDICATORS **911 Communications 2015**

Total Miscellaneous Departments	*94*	*83*	*102*	*82*	*108*	*63*	*74*	*78*	*111*	*120*	*105*	*95*	*1,115*

Miscellaneous Activity	Jan	Feb	Mar	Apr	May	Jun	Jul	Aug	Sep	Oct	Nov	Dec	TOTALS
Complaints													0
NCIC Enteries/Deletions/CCH	Unk/Err	375	367	380	341	443	430	412	440	561	377	504	4,630
Tape Request Completed	94	106	144	55	131	177	160	168	165	126	136	163	1,625
Vacancies/Apps in Progress	4/6	3/4	4/2	5/7	1/11	14/10	16/?	8/27	8/60	8/100	6/120		

Dispatch Times	Jan	Feb	Mar	Apr	May	Jun	Jul	Aug	Sep	Oct	0	Dec	Yearly
FIRE -FRACTILE % DISP UNDER 1:00	45%	42%	49%	44%	42%	45%	42%	47%	45%	39%	65%	65%	
%DISP UNDER 1:59	82%	80%	85%	84%	81%	81%	80%	83%	83%	77%	93%	93%	
EMS FRACTILE % DISP UNDER 1:00	41%	42%	42%	46%	41%	40%	41%	41%	36%	34%	67%	61%	
%DISP UNDER 1:59	85%	85%	87%	89%	86%	85%	83%	84%	82%	81%	94%	91%	
POLICE FRACTILE % DISP UNDER 3:00	61%	64%	63%	66%	61%	60%	59%	60%	61%	55%	73%	75%	
%DISP UNDER 4:00	77%	80%	79%	81%	77%	76%	78%	77%	77%	72%	85%	84%	
LCSD FRACTILE % DISP UNDER 3:00	55%	55%	56%	60%	54%	55%	52%	54%	58%	54%	74%	68%	
%DISP UNDER 4:00	73%	72%	74%	77%	72%	73%	70%	72%	75%	72%	85%	81%	

% of 911 Telephone Calls Answered Within State Standard	Jan	Feb	Mar	Apr	May	Jun	Jul	Aug	Sep	Oct	Nov	Dec	Yearly
State Standard --90% within 10 Seconds	79.92%	85.53%	85.12%	80.87%	76.25%	77.54%	75.15%	72.12%	75.03%	72.83%	80.12%	78.33%	
20 Seconds	97.99%	99.05%	98.06%	98.73%	98.04%	98.01%	96.67%	95.81%	96.31%	96.05%	98.14%	97.42%	
30 Seconds	99.69%	99.87%	99.87%	99.86%	99.75%	99.74%	99.25%	98.50%	98.32%	98.94%	99.60%	99.52%	

Shift Comparison	Jan	Feb	Mar	Apr	May	Jun	Jul	Aug	Sep	Oct	Nov	Dec	Yearly
A Shift 90% within 10 Seconds	84.27%	82.45%	84.12%	79.91%	80.43%	80.73%	77.98%	78.45%	77.39%	78.84%	79.08%	80.95%	
B Shift 90% within 10 Seconds	82.11%	83.58%	81.16%	81.17%	79.37%	78.81%	70.19%	71.19%	75.03%	71.85%	79.97%	78.60%	
C Shift 90% within 10 Seconds	69.08%	81.90%	82.47%	70.40%	63.16%	65.13%	70.62%	64.90%	68.51%	64.08%	67.95%	67.13%	
D Shift 90% within 10 Seconds	87.76%	90.28%	91.55%	87.96%	83.94%	82.62%	80.92%	73.44%	78.20%	75.12%	88.47%	86.73%	
Part Time 90% within 10 Seconds	74.99%	88.65%	85.61%	76.76%	69.72%	79.91%	77.84%	70.56%	72.98%	77.65%	85.71%	82.93%	
1-1 Shift 90% within 10 Seconds	89.40%	88.18%	87.82%	84.13%	83.62%	80.02%	75.15%	79.22%	81.06%	78.24%	81.72%	86.47%	
Shift Of the Quarter													

Budget Informtion	Jan	Feb	Mar	Apr	May	Jun	Jul	Aug	Sep	Oct	Nov	Dec	TOTALS
Quarterly Cost Recovery Funds	*$*		*74,948.93*	*$*		*73,622.76*	*$*		*158,031.92*	*$*		*114,414.45*	$ 421,018.06
Quarterly Wireles Funds													$ -
Tape Fees Collected		$ 115.00	$ 275.00	$ 95.00	$135.00	$155.00	$ 125.00	$ 150.00	$ 141.80	$ 170.00	$ 165.40	$ 195.40	$ 1,722.60

Customer Service Initiatives													

911 Communications 2015

TOP 3 Call Takers of the Month	N. Kulick E. Jaen D. Williams	T. Collins N. Kulick L. Heaton	L. Heaton S. Mason B. Brown	T. Collins N. Kulick A. Nicholas	C. Woodhead T. Collins J. Hendrix	J. Hendrix D. Williams I. Whitford	S. Mason M. Heimbuch C. Woodhead	S. Mason N. Kulick A. Nicholas	S. Harris S. Mason A. Nicholas	S. Harris A. Nicholas E. Jaen	D. Williams A. Blease S. Harris	E. Jaen S. Harris K. Bagby	

Special Projects

Project Name	Start Date	Expected Comp Date	Monthly Update	Budget Issues	Date Complete

124-9

SECTION VI. – LINE ITEM NARRATIVES

SECTION VI. A. – LISTING OF REVENUES

435100 – 911 Tariff **$600,000**

This is the 911 fees collected from phone companies for all Landline telephones in the Lexington County service area. Landline usage is decreasing. Projection based on the revenues received through Dec 2015.

435101 – 911 CMRS Cell Phone Surcharges **$750,000**

This is the revenues received quarterly from the state 911 funds for the number of cell phone calls processed in Lexington County. Projection based on the revenues received through Dec 2015.

435103 – 911 Cost Recovery Reimbursements **$220,000**

This is the revenues received quarterly from the state 911 funds for items or charges incurred by Lexington County 911 that are eligible for reimbursement. Projection based on quarterly reports, (Not including special Projects).

437550 – 911 Tape Sales **$1,500.00**

This is revenues collected for the processing of 911 recording request.

SECTION VI. B. – LISTING OF POSITIONS

Current Staffing Level:

Job Title	Positions	Full Time Equivalent General Fund	Full Time Equivalent Other Fund	Total	Grade
Training Coordinator	1		1	1	212
ECC Systems Administrator	1		1	1	212
Administrative Assistant	1		1	1	108
TOTAL POSITIONS	3		3	3	

**3 Positions require insurance

FUND 2605
PS/COMMUNICATIONS (131300)
FY '15 – 16' BUDGET REQUEST

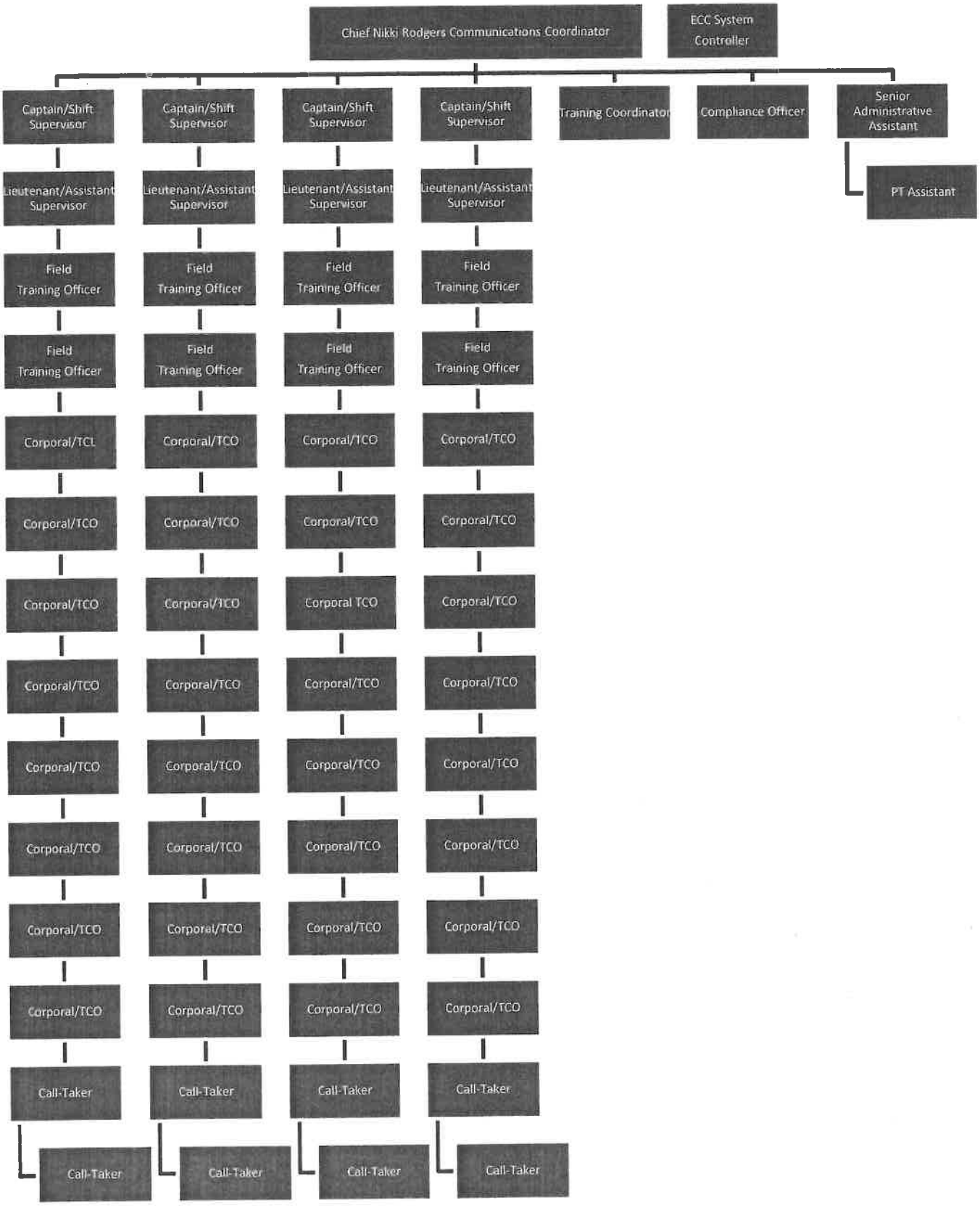

SECTION VI.C. – OPERATING LINE ITEM NARRATIVES

911 DIVISION

520100 - CONTRACTED MAINTENANCE **$ 321,727**

PROGRAM 3 - 911 SYSTEM MANAGEMENT $ 321,726.39

This account will cover the cost of maintaining 911 equipment at Lexington backup center and Ball Park Road. (Contract Required)

AT&T
Lexington(Backup) 6,685/mo x 12 = $80,220 + tax = $85,835.40
Ball Park Road 4,559/mo x 12 = $54,708 + tax = $58,537.56

This account will also cover cost of maintaining uninterrupted power source (UPS) at the Lexington backup facility.
UPS Total = $8,000.00

This account will cover the cost of maintaining uninterrupted power source (UPS) at the Ball Park Road Facility.
UPS Total = $44,798.10

This account will cover the 24x7 maintenance for the NAEMD Priority Dispatch software. (Contract Required)
Priority Dispatch = $56,474.00 + tax = $60,427.18

This account will cover the maintenance of PowerDMS Software for CALEA Accreditation to include the PowerDMS Policy and PowerDMS Standards. (CALEA Requirement)
PowerDMS Policy = $5,200

This account will cover the annual maintenance for the Scheduling software, Ragnasoft/Planit.
PLANIT Total =2,450

This account will cover the annual maintenance for the Guardian Tracking Employee Performance Documentation/Early Intervention & Recognition Software.
Guardian Tracking Total = $2,495.00

This account will cover the annual System version upgrade from Motorola API on Audiolog TLR Dongle #17380
Annual Motorola upgrade Total = $20,000.00

PageGate Version Upgrade = $250.00

This account will count the annual maintenance for recording equipment at all of the PSAPS. (Ball Park Road was covered for 2 years from date of purchase for new Center.) (Contract Required)
Lexington (Backup) $15,878.21 + tax = $16,989.68
Ball Park Road $15,648.57 + tax = $16,743.47 (10 Channel Add on align 7/1/15-1/22/17)

520200 - CONTRACTED SERVICES **$300,126**

PROGRAM 3 - 911 SYSTEM MANAGEMENT $300,125.36

This account will also cover the cost of E-911 network service charges. Does NOT include Late Fees.

AT&T Subscriber Billing (Est) $14,928 x 12/mo = $179,136.00 + tax = $191,675.52 (Contract Required)

Covers the cost of pre employment testing. CALEA (Required) standards require all 911 Operators must be physically capable of performing their duties and requires a physician to certify the person is capable of performing their duties

Work Key Testing $49 x 20 employees = $980
Physicals $45 x 20 employees = $900
Psychological testing = 20 employees x $225 = $4,500
Vision Screening $15 x 20 employees = $300.00

This account will provide contracted services (Required) 24 hours a day 7 days a week including holidays for:
Admin Building to Pal 800
2-T-1 Lines to include line card $714.00 x 2 x 12/mo + tax = $18,335.52
Radio Loop for Radio Infrastructure - $25 x 12/mo + tax = $321.00

ECC Ball Park Road
11-4 Wire Circuits for UHF/VHF Radios & Conventional Paging
$1,010.00 per month x 12/mo + tax = $12,968.40
ECC to Pal 800
2 Metro-E Lines for 800 MHz Radio's $824 x 12/mo + tax = $10,580.16

Phase II Wireless $210 x 2 PSAPS x 12/mo + tax = $5,392.80

Sonnet Ring $4000 x 12/mo + tax = $51,360 (Contract Required)

Fire Alarm Monitoring for NOC - $378.00 + tax = $404.46 annually

ACE Accreditation (Priority Dispatch/International Academies for Priority Dispatch
Initial Application Fee - $2,250 + tax = $2,407.50

520300 – PROFESSIONAL SERVICES **$4,000**

PROGRAM 3 – 911 SYSTEM MANAGEMENT $4,000

This account will provide the cost for developing and analyzing a comprehensive survey for the 911 center. This will provide vital information to the Leadership team to focus on the strengths and weaknesses of the 911 Communications Center.

520400 – ADVERTISING AND PUBLICITY **$500**

PROGRAM 2 – PUBLIC EDUCATION $500

This account provides fees for advertising Job Vacancies on a national level.

520510 – INTERPRETER SERVICE **$8,350**

PROGRAM 3 – 911 SYSTEM MANAGEMENT $8,350

This account will also provide service to allow all PSAP's in Lexington County to have access to an interpreter

during 9-1-1 operations. 911-call history indicates increasing numbers of 9-1-1 calls from non-English speaking persons.

Language Line Monthly Fees - $650/mo x 12 mo + tax = $8,346.00

520702 – TECHNICAL CURRENCY & SUPPORT **$99,922**

PROGRAM 3 – 911 SYSTEM MANAGEMENT $99,921.40

Cover cost of technical support for:
Arch view ESRI = $428

This account will cover 24 x 7 maintenance for the OSSI CAD (Computer Aided Dispatch).
OSSI CAD (to include maintenance on Priority Dispatch Interface) (Contract Required)
Total = $69,620.00 + tax = $74,493.40

Research and Development of CAD software to expand the functionality of the interface from CAD to other dispatching technologies. Total = $25,000

521000 - OFFICE SUPPLIES **$4,000**

PROGRAM 3 – 911 SYSTEM MANAGEMENT $ 4,000

Cover costs of office supplies such as toner cartridges.

521100 – DUPLICATING **$750**

PROGRAM 3 – 911 SYSTEM MANAGEMENT $750

This account is used to make copies of reports for Law Enforcement, Fire Service, Emergency Medical Service, SLED NCIC entries, Quality Assurance reports and training document such as policy and procedure manuals. This will also be used for Duplicating cost associated with printing copies for the Quarterly Public Safety Leadership Training.

521200 - OPERATING SUPPLIES **$ 4,500**

PROGRAM 3 – 911 MANAGEMENT $4,500

Covers the cost of office related items such as pens, pads, and paper used in the course of normal 911 operations. With the increase of 18 employees over the last 3 years, the cost of operating supplies has increased significantly. Also included would be the cost for supplies for the Quarterly Public Safety Leadership Training.

521213 – PUBLIC EDUCATION SUPPLIES **$2,500**

PROGRAM 2 - 911 PUBLIC EDUCATION $2,500

This account will be used to cover costs of CD's, flyers, pencils, and other materials required for presentations and special events using the Red E. Fox mascot to bring education into the local schools and other public safety events.

522050 – GENERATOR REPAIRS & MAINTENANCE **$3,725**

PROGRAM 3 – 911 SYSTEM MANAGEMENT $3,724.65

Covers the cost of generator repairs or maintenance at Ball Park Road tower generator and 2 units at ECC. Cost Coordinated with Building Services.

Maintenance - $773.20 x 2 units + tax = $1,654.65
Repairs - $500.00 x 2 units + tax = $1,070
Repairs – unit at Tower = $1000

522100 - HEAVY EQUIPMENT REPAIRS & MAINTENANCE **$1,000**

PROGRAM 3 - 911 SYSTEM MANAGEMENT $1,000

This account will be used to cover the cost of repairing and maintaining the radio tower, and equipment not covered under contracted maintenance.

CIPOV (Tower Lights) $500 x 2 = $1,000

522200 - SMALL EQUIPMENT REPAIR & MAINTENANCE **$3,000**

PROGRAM 3- 911 SYSTEM MANAGEMENT $3,000

This account will be used to cover the cost of repairing computers, fax machines, paging system, console equipment, Audio Visual, Camera Equipment, printers and equipment not covered under contracted maintenance. It also covers the Alarm at the Ball Park Road Tower.

524201 – GENERAL TORT LIABILITY INSURANCE **$74**

PROGRAM 3 – 911 SYSTEM MANAGEMENT $ 74

This account will cover cost of general tort liability for Training Coordinator, ECC System Controller, and 911 Administrative Assistant.

524202 – SURETY BONDS **$0**

PROGRAM 3 – 911 SYSTEM MANAGEMENT $0

This account will cover cost of Surety Bonds for the Training Coordinator, ECC System Controller and 911 Administrative Assistant.

525000 - TELEPHONE 60,120 **$ ~~48,499~~**

PROGRAM 3 – 911 SYSTEM MANAGEMENT $48,499.00

This account covers monthly charges for 47 telephone lines emergency, non-emergency, ringdowns and administrative to include, (16 transferable lines at the Lexington Backup facility).

47 PBT Telephone Lines $1,900 x 12/mo = $22,800
2 Fax Lines $100 per month x 12/mo - $1,200
Radio Loops (7) along with 9 cable pairs = $10,800
Tornado Alarm Loop with 6 cable pairs = $1,800
Court House Elevator = $600
12 PBT Telephone Lines (Administrative Building) - $879.72 x 12/mo + tax = $11,299

525002 – TELEPHONE (800 SERVICE) **$ 125**

PROGRAM 3 – 911 SYSTEM MANAGEMENT $125

This account covers the cost of providing 800-telephone service to citizens living outside the Lexington telephone service area.

525004 – WAN SERVICE CHARGES **$ 1,156**

PROGRAM 3 – 911 SYSTEM MANAGEMENT $1,155.60

This account covers the cost of providing WAN Service Charges for the Communications Coordinator and the Training Coordinator.

2 WAN Devices x 45 per month x 12 months + tax = $1,155.60

525021 – SMART PHONES PHONE **$4,039**

PROGRAM 3 – 911 SYSTEM MANAGEMENT $4,039

Smart Phones for 4 (On Call Personnel) for after hour duties – (2 x $96/mo x 12 mo + tax)
(2 x $57/mo x 12 mo + tax)

525030 - 800 MHZ RADIO SERVICE CHARGES 26,156 ~~$16,122~~

PROGRAM 3 – 911 SYSTEM MANAGEMENT $16,121.79

This account covers the cost of operating consoles and radios in Central Dispatch operations.
22 Radios 5 Sites Secure x $51.92/mo x 12 months plus encryption $5 per radio + tax = $16,121.79

525031 - 800 MHZ MAINTENANCE **$210,051**

PROGRAM 3 – 911 SYSTEM MANAGEMENT $210,050.90

This account covers the cost of annual maintenance for the radio equipment used in the daily operations of the 911 center 24 hours a day 7 days a week for the Lexington backup and Ball Park Road.

Infrastructure Repair with Advanced Replacement for MCC7500 Operator Positions, 1 Dispatch Site:
$2,758.72 x 12 months + tax = $35,421.96
Network Monitoring, Dispatch and Security Update Service:
$915.36 x 12 months + tax = $11,753.22

Onsite Infrastructure response for 18 MCC7500 Operator positions, 1 Dispatch Center/Site: $2,441.68 x 12 months + tax = $31,351.17
Service Update – SUA to include hardware and software: $6,133.33 x 12 months + tax = $78,751.96
Infrastructure repair with Advanced Replacement for 1 ENH Dispatch Site, 3 Quantar VHF Back-up radios and Ball Park Road Tower, 4 MTR2000 800MHz Receiver Back-up Radio's on Admin Building Rooftop and Ball Park Road Tower: $889.69 x 12 months + tax = $11,423.62
Radio Repair Service, VHF Back-up Radio at Ball Park Radio Tower: $11.76 x 12 months + tax = $151.00
1 AVL User Support Management Network: MARVLIS: $2,734.74 x 12 months + tax = $35,114.06
Local Radio Support for 3 Quantar VHF Back-Up Radios at Ball Park Road Radio Tower, 4MTR2000 800MHz Receiver Back-Up Radio's on Admin Building Rooftop and Ball Park Road Radio Tower, 2 CDM750: $240.18 x 12 months + tax = $3,083.91

525100 – POSTAGE **$600**

PROGRAM 3 – 911 SYSTEM MANAGEMENT $600

The Communications division is required to correspond with numerous agencies as well as attorney's office. This account will also be used to send correspondence to MY 911 participants and to comply with the CALEA standards regarding community surveys.

525210 – CONFERENCE, MEETINGS & TRAINING EXPENSES **$50,225**

PROGRAM 1 - 911 TRAINING $50,225
This account will be used to cover cost of state mandated 911 certification courses at SC Criminal Justice Academy and training/continuing education courses required for renewal of all certifications to include Basic 911, (EMD) Emergency Medical Dispatch, Emergency Fire Dispatch (EFD), Emergency Police Dispatch (EPD), NCIC (National Crime Information Computer, (NIMS) National Incident Management, (CPR), (EMT) Emergency Medical Technician.

Emergency Medical Dispatch $365/class x 15 employee = $5,475.00
(Required for Emergency Medical Dispatch Certification for Priory Dispatch)

Emergency Fire Dispatch $365/class x 15 employees = $5,475.00
(Required for Emergency Fire Dispatch Certification for Priority Dispatch)

Emergency Police Dispatch $365/class x 15 employees = $5,475.00
(Required for Emergency Police Dispatch Certification for Priority Dispatch)

911 State Mandated Certification $700/class x 15 = $10,500
(Required by State 911 Certification)

OSSI CAD On-going CAD Training Certification
Registration and Lodging 2 employees x $625 = $1,250

Bi-Monthly In-Service Training = 6 classes = $2,000
(Required Continuing Education Credits for Various Training Certifications)
Including:

- CPR, NCIC, NAEMD, EMD, AVL, CAD, Mapping, Stress Debriefing
- Dispatching-- Fire, EMS and Law Enforcement Protocols, Helicopters, K-9, Traffic stops,

Chases, Entrapments, Active Shooters, Multiple Agency Coordination,

- Call Taking—Suicidal, In-Progress/Active, Domestic Violence, Children, Elderly, TRU, Barricaded Subjects, 911 Hang-ups,

(Below are all required for CALEA Reaccreditation)
CALEA Conference 1 person Training $4,000 = $4,000
CALEA Accreditation Training On-Line $1,000
CALEA Annual Continuation Fee = $3,500

Public Safety Leadership Staff Retreat = $500 x 8 employees = $4,000.00

Public Safety Quarterly Leadership Training Lunch & Learn (Communications will be responsible for one (1) session.) $750.00

National Public Educator Forum Conference designated specifically to public safety educators Registration & Lodging for 1 employee = $1,500.00

Leadership Lexington County - $500.00 (1employee)

To cover the cost of attending developmental workshops and state continuing education training sessions for telecommunications operators.

APCO/NENA State 911 Training Conference = $800.00 x 6 employees = $4,800.00

525230 – SUBSCRIPTIONS, DUES & BOOKS **$3,406**

PROGRAM 2 – 911 TRAINING $3,406

This will allow for NENA (National Emergency Number Association), SCPAC (Police Accreditation Coalition) and CPAC (Communications Accreditation Coalition) memberships and training materials for the Communications Coordinator and the 911 Training officers.

DUES- SCPAC= $150
NENA= $275
CALEA PAC = $500
APCO = $1,575 (Group Membership)
PSCAN = $50
BOOKS- 2 Cross Reference (Blue Books) $400 x 2 + tax = $856.00

525240 – PERSONAL MILEAGE REIMBURSEMENT **$750**

PROGRAM 2 – 911 TRAINING $750

This will allow for the use of mileage reimbursement by employees to attend training courses or meetings when motor pool vehicles are not available.

525240 – MOTOR POOL REIMBURSEMNT **$1,000**

PROGRAM 1 – 911 TRAINING $1,000

This will allow for the use of motor pool vehicles by employees to attend training courses.

525430 – EMERGENCY GENERATOR FUEL $3,705

PROGRAM 3 – 911 MANAGEMENT $3,705

Covers the cost of Fuel for the backup generators located at Ball Park Road ECC.

2 Units @ 12.5 gallons (1/2 hour run time) each x 52weeks x $2.85 per gallon = $3,705

525500 – LAUNDRY & LINEN $300

PROGRAM 3 – 911 MANAGEMENT $300

This account will be used to dry clean uniforms for the purpose of reusing them after an employee has terminated employment.

525600 – UNIFORMS & CLOTHING $545

PROGRAM 3 – SYSTEM MANAGEMENT $544.62

This will cover uniforms and clothing for the 911 Training Coordinator, statistician, Administrative Assistant, ECC System Controller, and Communications coordinator.

1 Long Sleeve Dress Shirt = $47.00
1 Double Breasted Jacket = $280.00
1 Pair of Dress Slacks = $56.00
1 Pair of Dress Shoes = $82.00
1 Belt = $19.00
Tie = $19.00
TOTAL per Command Staff = $503.00 x 1 employees + tax = $538.21

Command Rank Badges = $5.99 x 1 employees + tax = $6.41

525700 – EMPLOYEE SERVICE AWARDS $3,563

Communications has in place an employee recognition program that recognized Employee of the Year, Employee of the Quarter, Shift of the Quarter, and Shift of the Year. This is based upon attendance, performance, Dispatch Times, and Call Answer Times.

4 employee of the Quarter = $60.00 ea + tax = $256.80
1 employee of the year = $150.00 + tax = $160.50
4 Shift of the Quarter = $40.00 x 14 employees per shift + tax x 4 quarters = $2,396.40
1 Shift of the Year = $50.00 x 14 employees + tax = $749.00

529903 - CONTINGENCY $196,456

SECTION V.D. – CAPITAL LINE ITEM NARRATIVES

540000 – SMALL TOOLS AND MINOR EQUIPMENT **$11,718**

This account will be used to replace small tools and equipment that become damaged or are no longer covered under maintenance.

1 Smart Phone replacements $199.99 + Tax = $214.00
Wireless Headsets $150.00 x 20 + Tax = $3,210
Base stations for Wireless Headsets at ECC = $400 x 8 + tax = $3,424
Batteries for Wireless Headsets at ECC = $200 x 16 + tax = $3,424
Headset Mute Buttons $26.00 x 16 + tax =$445.12
Wellness Equipment = $1,000

NEW AND REPLACEMENT MONITORS **$ 4,000**

Monitors are needed for the 911 center and/or as replacements for monitors that become inoperative. Continuous use shortens the life span and frequent replacement is required. Repair is not an option, according to the manufacturer.

NEW AND REPLACEMENT PC'S **$1,391**

All Requirements coordinated through Information Services Department:

(1)Replacement F3 – Laptop's – replacing LC36267
Dell Latitude E5570 Laptop = $1,300 + tax = $1,391

KVM SWITCH(S) **$5,958**

KVM switches for eight (8) positions at the back-up center.
$695.93 x 8 + tax = $5,957.16

MOTOROLA MCC7500 POSITION (NODE 2) **$87,987**

An additional Radio Operator Position at the back-up center (Node 2).

APPENDIX – 2 – LISTING OF TELECOMMUNICATIONS EQUIPMENT

SECTION III

COUNTY OF LEXINGTON
NEW PROGRAM
GENERAL FUND
Annual Budget
Fiscal Year - 2016-17

Fund: 2605
Division: PS/Communications
Organization: 131300

Object Code	Expenditure Classification	BUDGET 2016-17 Requested	2016-17 Recommend	2016-17 Approved
	Personnel			
510100	Salaries & Wages -	59,563		
510200	Overtime			
511112	FICA Cost	4,557		
511113	State Retirement	6,588		
511120	Insurance Fund Contribution -	7,800		
511130	Workers Compensation	179		
511213	State Retirement - Retiree			
	*** Total Personnel**	**78,687**		
	Operating Expenses			
520300	Professional Services			
520702	Technical Currency & Support			
520800	Outside Printing			
521000	Office Supplies			
521100	Duplicating			
521200	Operating Supplies			
524000	Building Insurance			
524201	General Tort Liability Insurance	24		
524202	Surety Bonds -	10		
525000	Telephone			
525021	Smart Phone Charges	681		
525041	E-mail Service Charges -	129		
525042	Share Point Service Charges	86		
525100	Postage			
525110	Other Parcel Delivery Service			
525210	Conference & Meeting Expense			
525230	Subscriptions, Dues, & Books			
525240	Personal Mileage Reimbursement			
525300	Utilities - Admin. Bldg.			
525600	Uniform	539		
	*** Total Operating**	**1,469**		
	**** Total Personnel & Operating**	**80,156**		
	Capital			
540000	Small Tools & Minor Equipment	214		
540010	Minor Software	745		
	All Other Equipment	1,391		
	**** Total Capital**	**2,350**		
	***** Total Budget Appropriation**	**82,506**		

ONE (1) DEPUTY CHIEF POSITION $78,685.93

($78,685.93 for this Position)

BACKGROUND

There is a critical need for a Deputy Chief Position within the Communication division. The 911 Consolidated Emergency Communications Center currently operates 24 x 7 and has 64 (sixty four) full time employees. The call center processed 448,272 telephone calls in 2015.

There is currently no one to assume the responsibilities and duties of the Communications Chief during an absence. The Deputy Chief will direct the day to day operations of the 911 center and assist with oversight of the operating budget, while developing, preparing and presenting reports of Communications activities. This position will assist with development of short and long range plans for the department and coordinate activities and policy changes with other divisions, agencies and departments. They will also provide leadership and supervision throughout the division and have the ability to lead diverse groups of employees. The Deputy Chief will work with the executive staff to develop an employee retention strategy. This position assumes the responsibility of the National Crime Information Center (NCIC) Terminal Agency Coordinator (TAC), and assumes a primary role in the activation of all Emergency Operation Center (EOC) activations. This position also assumes the duties and responsibilities of the Communications Chief when requested.

Essential Duties and Responsibilities:

- Assists with the overall administration and operation of the Emergency Operations Center and it's employees, by providing leadership, strategic planning and support in the development, implementation and evaluation of effective procedures and programs that further the goals and objectives of the department.
- Develops and maintains operational guidelines consistent with the Communication Center's goals, objectives, and strict compliance standards as well as laws, ordinances, and other regulations pertaining to Public Safety dispatching.
- Identifies, researches and tests new features, software, components or devices that provide technological or operational enhancements to the Communication Center's systems or delivery of service.
- Manages division supervisors to ensure effective management and supervision of all personnel. Oversees performance management, evaluations, and corrective actions for the same.
- Represents the Communications department at meetings, with other government agencies, business/citizen groups, professional associations and the public. Serves as a liaison between other local, State and Federal entities. Interacts daily with the general public.
- Conducts interviews for new employees and promotional opportunities. Assists with disciplinary and personnel related actions. Works closely with employee organizations to develop methods to address the aforementioned as well as enhance employee relations.

The SC Department of Revenue and Fiscal Affairs has verified, in writing that this position is eligible to be funded through the use of 911 funds. Therefore, it will not impact the general fund.

OPERATING EXPENSES

General Tort Liability Insurance - $24.00 each x 1 = $24.00
Surety Bonds - $10.00 each x 1 = $10.00
E-mail Service Charges - $10.75 x 12 months x 1 = $129.00
Smart Phone (Purchase) - $199.99 + tax = $213.99
Smart Phone Monthly Service - $53.00 x 12 months + tax = $680.52
Share Point Service Charge - $86.00
Command Staff Uniform (Class A) - $503.00 + tax = $538.21
Standard Laptop (F3) - $1,300 + tax = $1,391
Microsoft Office Standard Software ($259.00), Adobe Acrobat Professional Full ($397.00 and Symantec Antivirus License ($40.00)
- $696.00 (3 Programs) + tax = $744.72

FUND 2605
PS/COMMUNICATIONS (131300)
FY '16 – 17' BUDGET REQUEST

524201 – GENERAL TORT LIABILITY INSURANCE **$24**

PROGRAM 3 – 911 SYSTEM MANAGEMENT $24

This account will cover cost of general tort liability for the Deputy Chief.

524202 – SURETY BONDS **$10**

PROGRAM 3 – 911 SYSTEM MANAGEMENT $10

This account will cover cost of Surety Bonds for the Deputy Chief.

525041 – EMAIL SERVICE CHARGES **$129**

PROGRAM 1 COUNTY DISPATCH OPERATIONS $129

1 Full Time Employee Email account x $10.75 x 12 months = $129.00

525042 – SHARE POINT SERVICE CHARGE **$86**

1 SharePoint Client Access License - $86.00

525021 – SMART PHONES PHONE **$681**

PROGRAM 3 – 911 SYSTEM MANAGEMENT $680.52

Smart Phones for 1 (On Call Personnel) for after hour duties – (1 x $53/mo x 12 mo + tax) = $680.52

525600 Uniform $539

540000 – SMALL TOOLS AND MINOR EQUIPMENT **$214**

Purchase of 1 Smart Phone (On Call Personnel) for after hour duties - $199.99 x 1 + tax = $213.99

MINOR SOFTWARE **$745**

Microsoft Office Standard Software ($259.00), Adobe Acrobat Professional Full ($397.00 and Symantec Antivirus License ($40.00)
- $696.00 (3 Programs) + tax = $744.72

NEW AND REPLACEMENT PC'S **$1,391**

1 (one) Standard Laptop (F3) New - $1,300 + tax = $1,391

SECTION III

COUNTY OF LEXINGTON
NEW PROGRAM
GENERAL FUND
Annual Budget
Fiscal Year - 2016-17

Fund: 2605
Division: PS/Communications
Organization: 131300

Object Code	Expenditure Classification	BUDGET 2016-17 Requested	2016-17 Recommend	2016-17 Approved
	Personnel			
510100	Salaries & Wages -	46,302		
510200	Overtime			
511112	FICA Cost	3,543		
511113	State Retirement	5,121		
511120	Insurance Fund Contribution -	7,800		
511130	Workers Compensation	139		
511213	State Retirement - Retiree			
	*** Total Personnel**	**62,905**		
	Operating Expenses			
520300	Professional Services			
520702	Technical Currency & Support			
520800	Outside Printing			
521000	Office Supplies			
521100	Duplicating			
521200	Operating Supplies			
524000	Building Insurance			
524201	General Tort Liability Insurance	24		
524202	Surety Bonds -	10		
525000	Telephone			
525021	Smart Phone Charges	681		
525041	E-mail Service Charges -	129		
525042	Share Point Service Charges	86		
525100	Postage			
525110	Other Parcel Delivery Service			
525210	Conference & Meeting Expense			
525230	Subscriptions, Dues, & Books			
525240	Personal Mileage Reimbursement			
525300	Utilities - Admin. Bldg.			
525600	Uniform	539		
	*** Total Operating**	**1,469**		
	**** Total Personnel & Operating**	**64,374**		
	Capital			
540000	Small Tools & Minor Equipment	214		
540010	Minor Software	745		
	All Other Equipment	1,391		
	**** Total Capital**	**2,350**		
	***** Total Budget Appropriation**	**66,724**		

ONE (1) ACCREDITATION MANAGER POSITION **$62,904.01**

($62,904.01 for this Position)

BACKGROUND

The Lexington County Communications Center is an internationally accredited Commission on Accreditation for Law Enforcement Agencies (CALEA) 911 center. The accreditation process is currently being handled by the administrative assistant. However, due an increase in operational duties for the Administrative Assistant, and the constant change in applicable codes, laws, rules, regulations, professional standards, policies and procedures, a dedicated position is critical to consistently maintaining compliance for the Commission on Accreditation for Law Enforcement Agencies (CALEA) as well as developing new policies and procedures for ACE Accreditation, through Priority Dispatch International Academies for Emergency Dispatch (IAED), for the purpose of improving public care and maximizing efficiency within our 911 center.

International accreditation is a comprehensive self-assessment and evaluation model that enables Lexington County Communications to examine past, current, and future service levels and internal performance and compare them to industry best practices around the world. An Accreditation Manager ensures departmental compliance with 213 applicable standards, policies and procedures through CALEA. Also, initiates actions to correct any deviations or violations of standards not being adhered to. In order to maintain a level of complaince, the Accreditation Manager must attend meetings and consult with management and staff to review operations and activites, review and resolve problems, and provide recommendations associated with the accreditation program.

Essential Duties and Responsibilities:

- Assist in explaining and ensuring departmental compliance with all applicable standards, policies and procedures, initiates actions to correct any deviations or violations of standards not being adhered to.
- Coordinating and implementing activities and events to attain and re-establish accreditation goals. Communicate with staff to ensure the proper documentation to establish proof of policies and procedures is adequate.
- Conducts routine assessments of current policies and procedures to determine compliance with CALEA standards. Provides recommendations for updates to the policies, procedures and documents related to the Accreditation process.
- Attends meetings and consults with management and staff to review operations and activites, review and resolve problems, and provide recommendations associated with the accreditation program.
- Receives and reviews administrative and operations reports such as the Status report, Quality Assurance reports, Daily Shift Reports, and Training reports to ensure compliance with all standards.
- Attends periodic training sessions and attends seminars to keep abreast of current law enforcement trends, to include changes in the CALEA standards, laws, rules and regulations. Maintains required certifications

The SC Department of Revenue and Fiscal Affairs has verified, in writing that this position is eligible to be funded through the use of 911 funds. Therefore, it will not impact the general fund.

OPERATING EXPENSES

General Tort Liability Insurance - $24.00 each x 1 = $24.00
Surety Bonds - $10.00 each x 1 = $10.00
E-mail Service Charges - $10.75 x 12 months x 1 = $129.00
Smart Phone (Purchase) - $199.99 + tax = $213.99
Smart Phone Monthly Service - $53.00 x 12 months + tax = $680.52
Share Point Service Charge - $86.00
Command Staff Uniform (Class A) - $503.00 + tax = $538.21
Standard Laptop (F3) - $1,300 + tax = $1,391
Microsoft Office Standard Software ($259.00), Adobe Acrobat Professional Full ($397.00 and Symantec Antivirus License ($40.00)
- $696.00 (3 Programs) + tax = $744.72

FUND 2605
PS/COMMUNICATIONS (131300)
FY '16 – 17' BUDGET REQUEST

524201 – GENERAL TORT LIABILITY INSURANCE **$24**

PROGRAM 3 – 911 SYSTEM MANAGEMENT $24

This account will cover cost of general tort liability for the Accreditation Manager.

524202 – SURETY BONDS **$10**

PROGRAM 3 – 911 SYSTEM MANAGEMENT $10

This account will cover cost of Surety Bonds for the Accreditation Manager.

525041 – EMAIL SERVICE CHARGES **$129**

PROGRAM 1 COUNTY DISPATCH OPERATIONS $129

1 Full Time Employee Email account x $10.75 x 12 months = $129.00

525042 – SHARE POINT SERVICE CHARGE **$86**

1 SharePoint Client Access License - $86.00

525021 – SMART PHONES PHONE **$681**

PROGRAM 3 – 911 SYSTEM MANAGEMENT $680.52

Smart Phones for 1 (On Call Personnel) for after hour duties – (1 x $53/mo x 12 mo + tax) = $680.52

525600 Uniform $539

540000 – SMALL TOOLS AND MINOR EQUIPMENT **$214**

Purchase of 1 Smart Phone (On Call Personnel) for after hour duties - $199.99 x 1 + tax = $213.99

MINOR SOFTWARE **$745**

Microsoft Office Standard Software ($259.00), Adobe Acrobat Professional Full ($397.00 and Symantec Antivirus License ($40.00)
- $696.00 (3 Programs) + tax = $744.72

NEW AND REPLACEMENT PC'S **$1,391**

1 (one) Standard Laptop (F3) New - $1,300 + tax = $1,391

COUNTY OF LEXINGTON
SCE & G SUPPORT FUND
Annual Budget
FY 2016-17 Estimated Revenues

Object Code	Revenue Account Title	Actual 2014-15	Received Thru Dec 2015-16	Amended Budget Thru Dec 2015-16	Projected Revenues Thru Jun 2015-16	Requested 2016-17	Recommend 2016-17	Approved 2016-17
	***SCE & G Support Fund 2606:**							
	Revenues:							
461000	Investment Interest	86	42	0	0	0		
466000	SCE & G Support Funds	19,543	19,504	19,543	19,543	19,543		
	**** Total Revenue**	19,629	19,546	19,543	19,543	19,543	0	0
	*****Total Appropriation**				45,922	45,212	0	0
	Contingency:							
	Unused				26,753			
	FUND BALANCE							
	Beginning of Year				7,447	7,821	7,821	7,821
	FUND BALANCE - Projected							
	End of Year				7,821	(17,848)	7,821	7,821

COUNTY OF LEXINGTON
SCE & G SUPPORT FUND
Annual Budget
Fiscal Year - 2016-17

Fund: 2606
Division: Public Safety
Organization: 131101 - Emergency Preparedness

Object Code	Expenditure Classification	2014-15 Expend	2015-16 Expend (Dec)	2015-16 Amended (Dec)	2016-17 Requested	BUDGET 2016-17 Recommend	BUDGET 2016-17 Approved
	Personnel						
510100	Salaries & Wages	7,801	0	0	0		
510300	Part Time	913	0	9,126	10920		
511112	FICA - Employer's Portion	666	0	698	752		
511113	State Retirement - Employer's Portion	818	0	1,009	1112		
511130	Workers Compensation	26	0	244	244		
	*** Total Personnel**	**10,224**	**0**	**11,077**	**13,028**	**0**	**0**
	Operating Expenses						
520400	Advertising & Publicity	403	0	0	0		
520800	Outside Printing	0	0	420	200		
521000	Office Supplies	439	0	500	250		
521200	Operating Supplies	0	0	500	250		
521213	Public Education Supplies	0	0	953	500		
522200	Small Equipment Repairs & Maintenance	0	0	1,400	811		
522300	Vehicle Repairs & Maintenance	0	0	0	0		
525090	Other Communication Charges	924	283	1,920	1,920		
525210	Conference, Meeting & Training Expense	0	411	1,000	500		
525250	Motor Pool Reimbursement	2,119	0	800	1,000		
529903	Contingency	0	0	26,753	26,753		
	*** Total Operating**	**3,885**	**694**	**34,246**	**32,184**	**0**	**0**
	**** Total Personnel & Operating**	**14,109**	**694**	**45,323**	**45,212**	**0**	**0**
	Capital						
540000	Small Tools & Minor Equipment	0	0	0	0		
540010	Minor Software	0	0	0	0		
	All Other Equipment	15,449	513	599	0		
	**** Total Capital**	**15,449**	**513**	**599**	**0**	**0**	**0**
	***** Total Budget Appropriation**	**29,558**	**1,207**	**45,922**	**45,212**	**0**	**0**

EMERGENCY MANAGEMENT
2606 SCE&G FUND
EXECUTIVE SUMMARY

FY 2015/2016	$45,922
FY 2016/2017 Proposed	
Personnel	$13,028
Operating	$32,184
Capital	$
New Programs	$
TOTAL	$45,212 (1.55% decrease)

NEW PROGRAMS

Non-applicable	$ 0
TOTAL	$ 0

PRIORITIES

PROBABLE CARRYOVERS

Non-applicable	$ 0
TOTAL	$ 0

OPERATING INCREASES/DECREASES

520800	Outside printing	decrease $220	- Reduced need from initial EOC start up
521000	Office Supplies	decrease $250	- Reduced need from initial EOC start up
521200	Operating Supplies	decrease $250	- Reduced need from initial EOC start up
521213	Public Education Supplies	decrease $453	- Reduced need from initial EOC start up
522200	Small Equipment Repairs	decrease $589	- Reduced due to no additional maintenance charges
525250	Motor Pool Reimbursement	increase $200	- Increase due to anticipated use

Total Increase:	+ $200
Total Decrease:	- ($1762)
Net Change:	-$1,562

SECTION II

COUNTY OF LEXINGTON
Proposed Revenues
Fines, Fees, and Other
BUDGET 2016-2017

Fund #: 2606 Fund Name: SCE&G

Organ. #: 131101 Organ. Name: Emergency Management

Revenue Code	Fee Title	Actual Fees FY 2014-15	Actual Fees FY 2014-15	Year-to-Date FY 2015-16	Anticipated Fiscal Year Total FY 2016-17	Budget: Units of Service	Budget: Current Fee	Budget: Current Total Estimated Fees FY 2015-16	Budget: Proposed Fee Change	Budget: Total Proposed Estimated Fees FY 2015-16
466000		$ 19,543	$ 19,543	$ 19,543	$ 19,543		$ 19,543	$ 19,543		$ 19,543

SECTION IV

COUNTY OF LEXINGTON
Capital Item Summary
Fiscal Year - 2016-17

Fund # 2606 Fund Title: SCE&G
Organization # 131101 Organization Title: Public Safety Emergency Management
Program # Program Title:

Qty	Item Description	***BUDGET*** 2016-17 Requested Amount
	No Capital Items	

**** Total Capital (Transfer Total to Section III)** **0**

SECTION V – PROGRAM OVERVIEW

PS/SCE&G SUPPORT FUND

Summary of Programs:

PROGRAM 1 – PS/ADMINISTRATION

Objectives:

This program provides for services required to support Emergency Management for the V.C. Summer Nuclear Station operations. Lexington County is required by FEMA to plan for evacuation and emergency measures within a ten-mile radius of the plant. Portions of Lexington County to include Chapin, nearly 3,000 county residents, fall within this area.

SECTION VI. - LINE ITEM NARRATIVES

SECTION VI.A. – LISTING OF REVENUES

466000 SCE&G SUPPORT FUNDS **$19,543**

This funding is used to meet the County's responsibility for Radiological Emergency Planning (REP) for the V.C. Summer Nuclear Station to meet the criteria established by the Federal Emergency Management Agency (FEMA) and the Nuclear Regulatory Commission (NRC).

SECTION VI.B. – PERSONNEL

Current Staffing Level:

Job Title Positions	General Fund	Other Fund	Total	Grade
	Full Time Equivalent			
Emergency Manager	1.00	0.00	1.00	~~19~~ 213
Assistant Emergency Mgr	1.00	0.00	1.00	~~16~~ 208
Emergency Coordinator	0.00	1.00	1.00	
TOTAL POSITIONS	2.00	1.00	3.00	

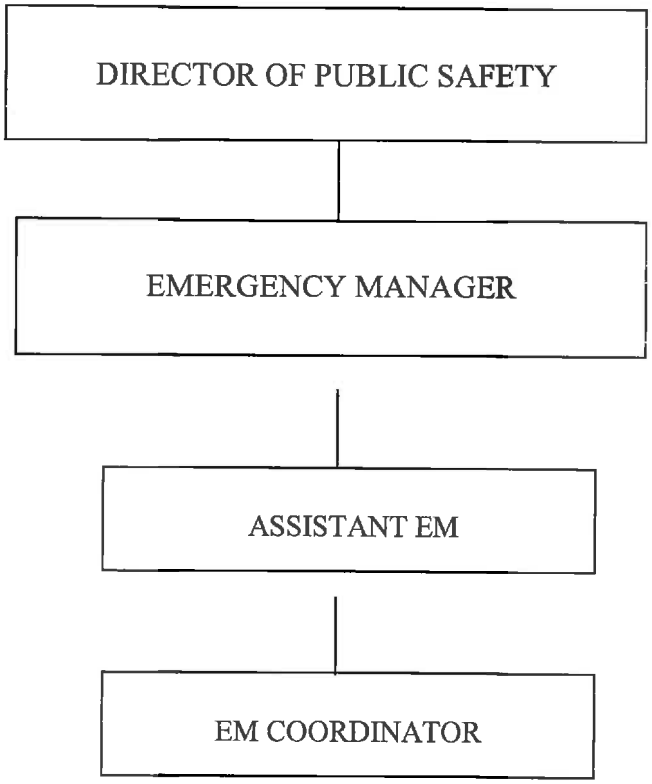

VI.C. - OPERATING LINE ITEM NARRATIVES

520800 OUTSIDE PRINTING **$200**

This account will be utilized to purchase Emergency Management brochures to educate the citizens of Lexington County on the service that Emergency Management offers.

521000 OFFICE SUPPLIES **$250**

This account will be utilized to purchase copy paper, toner, and print cartridges utilized by the Lexington County Emergency Management Division in the performance of their duties.

521200 OPERATING SUPPLIES **$250**

This account will be utilized to provide supplies for all the Emergency Management Division that are necessary for the day to day operations of the division. This includes replacement of gloves, batteries, and damaged small office equipment such as three-hole punch and stapler.

521213 PUBLIC EDUCATION SUPPLIES **$500**

This account will be used for the purpose of public outreach and education for our citizens. Funds will be used to purchase educational brochures, banners, displays and various items needed for participation at Public Safety Day, and various community events.

522200 – SMALL EQUIPMENT REPAIRS & MAINTENANCE **$811**

This account will be used to calibrate digital radiological equipment in support of V.C. Summer Nuclear operations to ensure readiness to respond to radiological emergencies.

7 Digital Rad Monitors with 2 Detectors Each: 7 x 115.85 = $811

525090 – OTHER COMMUNICATION CHARGES **$1,920**

This account will be used for monthly voice access fees for satellite phones.

2 Satellite phones $80/months x 12 months = $1,920.00

525210 CONFERENCES, MEETINGS, AND TRAINING EXPENSE **$500**

This account will be utilized to cover the expense of trainings, conferences, and meetings vital to keeping up current knowledge and awareness of current Emergency Management trends and maintain current capabilities.

525250 MOTOR POOL REIMBURSEMENT **$1000**

This account will be utilized to pay for the use of a Lexington County Fleet vehicle during the course of attending meetings, conducting Lexington County business, attending conferences, or acting on an on-call basis.

At $0.54/mile, this will allow for approximately 1852 miles of travel.

VI.D. – CAPITAL LINE ITEM NARRATIVES

NONE

COUNTY OF LEXINGTON
PUBLIC DEFENDER
Annual Budget
Fiscal Year 2016-17

Object Code	Revenue Account Title	Actual 2014-15	Received Thru Dec 2015-16	Amended Budget Thru Dec 2015-16	Projected Revenues Thru Jun 2015-16	Requested 2016-17	Recommend 2016-17	Approved 2016-17
	*** P/D (Indigent Criminal Defense) 2618:**							
	Revenues:							
451610	State Revenue (Lexington)	141,535	63,186	95,000	95,000	140,000		
461000	Investment Interest	0	0	0	0	0		
	**** Total Revenue**	141,535	63,186	95,000	95,000	140,000	0	0
	*****Total Appropriation**				95,000	140,000	0	0
	FUND BALANCE Beginning of Year				(1,278)	(1,278)	(1,278)	(1,278)
	FUND BALANCE - Projected End of Year				(1,278)	(1,278)	(1,278)	(1,278)

Fund: 2618
Division: Judicial
Organization: 141400 - Public Defender

Object Code	Expenditure Classification	2014-15 Expend	2015-16 Expend (Dec)	2015-16 Amended (Dec)	2016-17 Requested	BUDGET 2016-17 Recommend	2016-17 Approved
	Personnel						
	*** Total Personnel**	**0**	**0**	**0**	**0**	**0**	**0**
	Operating Expenses						
520300	Professional Services	141,535	53,431	95,000	140,000		
	*** Total Operating**	**141,535**	**53,431**	**95,000**	**140,000**	**0**	**0**
	**** Total Personnel & Operating**	**141,535**	**53,431**	**95,000**	**140,000**	**0**	**0**
	Capital						
	**** Total Capital**	**0**	**0**	**0**	**0**	**0**	**0**
	***** Total Budget Appropriation**	**141,535**	**53,431**	**95,000**	**140,000**	**0**	**0**

SECTION I

COUNTY OF LEXINGTON
NEW PROGRAM
SUMMARY OF DEPARTMENTAL REVENUES
Annual Budget
FY 2016-17 Estimated Revenue

Fund: 2619
Division: 141400
Organization: Public Defender

Object Code	Revenue Account Title	Actual FY 14-15	Actual FY 15-16	Anticipated 2015-16	Requested 2016-2017	Recommend 2016-2017	Approved 2016-2017
	Revenues:						
	**** Total Revenue (Section II)**	0	0	0	0	0	0
	***** Total Appropriation (Section III)**						

COUNTY OF LEXINGTON
PUBLIC DEFENDER
Annual Budget
FY 2016-17 Estimated Revenue

Object Code	Revenue Account Title	Actual 2014-15	Received Thru Dec 2015-16	Amended Budget Thru Dec 2015-16	Projected Revenues Thru Jun 2015-16	Requested 2016-17	Recommend 2016-17	Approved 2016-17
	*** Public Defender 2619:**							
	Revenues:							
451610	State Revenue (Lexington)	376,653	183,522	342,616	342,616	342,616		
451611	State Revenue (Tri-Counties)	81,955	39,932	74,549	74,549	74,549		
451620	State Supplemental (Lexington)	100,185	51,770	87,845	87,845	103,322		
451621	State Supplemental (Tri-Counties)	22,844	11,265	22,851	22,851	22,482		
451630	Public Defender Fees (Lexington)	0	0	0	0	0		
451631	Public Defender Fees (Tri-Counties)	0	0	0	0	0		
451632	Probation Fees (Lexington County)	45,961	22,957	40,307	40,307	47,031		
451633	Civil Fees (Lexington County)	37,654	19,749	32,997	32,997	38,054		
451634	CDV Fees (Lexington County)	78,126	39,063	78,126	78,126	78,126		
451635	DUI Fees (Lexington County)	55,401	27,700	55,401	55,401	55,401		
	Carry Forward (Lexington County)	0	12,214	0	12,214	0		
451636	Probation Fees (Tri-Counties)	10,542	4,995	10,485	10,485	10,233		
451637	Civil Fees (Tri-Counties)	8,605	4,297	8,583	8,583	8,280		
451638	CDV Fees (Tri-Counties)	16,999	8,500	16,999	16,999	16,999		
451639	DUI Fees (Tri-Counties)	12,055	6,027	12,055	12,054	12,054		
	Carry Forward (Tri-Counties)	0	2,658	0	2,658	0		
455004	Tri-Counties Contribution Funding	66,000	33,000	66,000	66,000	66,000		
457000	Federal Grant Income	0	0	0	0	0		
461000	Investment Interest	348	448	100	100	100		
462002	Workers Compensation Reimburseme	0	0	0	0	0		
469900	Miscellaneous Revenues	52	49	0	0	0		
801000	Op Trn from General Fund	514,306	257,154	514,306	514,306	543,932		
822619	RET from Public Defender	0	0	0	0	0		
	**** Total Revenue**	**1,427,686**	**725,300**	**1,363,220**	**1,378,091**	**1,419,179**	**0**	**0**
	*****Total Appropriation**				**1,463,220**	**1,419,180**	**0**	**0**
	FUND BALANCE Beginning of Year				379,117	293,988	293,988	293,988
	FUND BALANCE - Projected End of Year				293,988	293,987	293,988	293,988

COUNTY OF LEXINGTON
PUBLIC DEFENDER
Annual Budget
Fiscal Year - 2016-17

Fund: 2619
Division: Judicial
Organization: 141400 - Public Defender

Object Code	Expenditure Classification	2014-15 Expend	2015-16 Expend (Dec)	2015-16 Amended (Dec)	2016-17 Requested	BUDGET 2016-17 Recommend	BUDGET 2016-17 Approved
	Personnel						
510100	Salaries & Wages - 17	881,001	420,656	897,971	922,928		
510200	Overtime	0	0	0	0		
511112	FICA Cost	63,547	30,446	68,695	70,604		
511113	SCRS - Employer's Portion	82,557	40,089	99,316	102,076		
511120	Employee Insurance - 17	128,700	66,300	132,600	132,600		
511130	Workers Compensation	3,159	1,503	3,200	3,200		
511131	SC Unemployment	(2,999)	-	0	0		
511213	SCRS - Employer Portion (Retiree)	8,375	4,003	0	0		
	*** Total Personnel**	**1,164,340**	**562,997**	**1,201,782**	**1,231,408**	**0**	**0**
	Operating Expenses						
520219	Water & Other Beverage Service	396	144	350	350		
520300	Professional Services	0	0	0	0		
521000	Office Supplies	10,650	6,640	8,500	10,000		
521100	Duplicating	2,738	758	3,500	3,500		
520200	Contracted Service	0	0	0	1,000		
522000	Building Repairs & Maintenance	0	0	0	0		
522200	Small Equip Repairs & Maintenance	321	343	343	800		
523100	Building Rental	28,741	14,892	29,792	38,460		
524000	Building Insurance	161	139	165	165		
524201	General Tort Liability Insurance	946	963	974	974		
524202	Surety Bonds	93	0	170	170		
525000	Telephone	7,765	3,644	7,500	7,900		
525004	WAN Service Charges	5,880	2,932	6,220	6,220		
525020	Pagers and Cell Phones (2)	0	0	360	410		
525041	E-mail Service Charges - 16	1,458	797	1,377	2,064		
525100	Postage	1,746	627	1,700	1,700		
525210	Conference, Meeting & Training Expense	13,060	9,631	15,000	15,000		
525230	Subscriptions, Dues & Books	14,278	8,744	13,500	14,000		
525240	Personal Mileage Reimbursement	26,548	11,961	25,000	25,000		
525328	Util / Public Defenders Offices	6,010	2,854	5,100	5,500		
529903	Contingency	0	0	130,935	43,848		
	*** Total Operating**	**120,791**	**65,069**	**250,486**	**177,061**	**0**	**0**
	**** Total Personnel & Operating**	**1,285,131**	**628,066**	**1,452,268**	**1,408,469**	**0**	**0**
	Capital						
540000	Small Tools & Minor Equipment	530	0	500	500		
540010	Minor Software	0	0	0	799		
	All Other Equipment	1,884	9,799	10,452			
	(3) Advanced Computer (F2) - Repl.				3,468		
	(3) Standard Laptop (F3) - Repl.				3,900		
	(1) Standard Laptop (F3) - Addnl.				1,300		
	(4) M6800 Docking Station				548		
	(4) External USB DVD Drive				196		
	**** Total Capital**	**2,414**	**9,799**	**10,952**	**10,711**	**0**	**0**
	***** Total Budget Appropriation**	**1,287,545**	**637,865**	**1,463,220**	**1,419,180**	**0**	**0**

SECTION IV

COUNTY OF LEXINGTON
Capital Item Summary
Fiscal Year - 2016 - 2017

Fund # 2619 Fund Title:
Organization # 141400 Organization Title: Public Defender
Program # Program Title:

Qty	Item Description	BUDGET 2016-2017 Requested Amount
3	Advanced Computer F2 PC-Rpl.	3,468
3	Standard Laptop F3-Rpl.	3,900
1	Standard Laptop F3-Addnl.	1,300
4	M6800 (docking station)	548
4	External USB DVD Drive	196
1	Microsoft Office	259
1	Antivirus	40

**** Total Capital (Transfer Total to Section III)** **9,711**

SECTION V – PROGRAM OVERVIEW

Summary of Programs

Background
Program 1-Adult General Sessions
Program 2-Juvenile Family Court
Program 3-Magistrates Court

Background:

The Eleventh Circuit Public Defenders Office represents indigent individuals charged with misdemeanors, felonies, and probation violations in the Eleventh Judicial Circuit. The Eleventh Judicial Circuit is composed of Lexington, Saluda, Edgefield, and McCormick counties. The Public Defenders Office benefits clients and the judicial system by fostering efficient administration of cases through the courts. Clients and the community as a whole benefit when the rights of individual defendants are protected.

Program 1: Adult General Sessions

Objectives:

The primary goal of the Eleventh Circuit Public Defenders Office is to provide the best possible representation to each client and to guarantee the protection of the individual client's rights. The existence of this office guarantees that an individual's right to counsel is meaningfully provided . Our attorneys and support staff are dedicated to protecting the rights of the accused and to the integrity of the justice system. The Eleventh Circuit Public Defenders Office is dedicated to the full and fair representation of all persons in our community who cannot afford legal counsel and are in danger of being deprived a liberty interest due to a criminal accusation. Our office seeks to protect each client's constitutional rights, to defend against discriminatory treatment and disproportionate punishment, and to ensure that no one who is innocent is ever wrongfully convicted. We are committed to providing all mandated legal services in an efficient and cost-effective manner while holding ourselves to the highest professional and ethical standards. By doing so, the integrity of the system as a whole is upheld as a secondary goal, to the benefit of the community at large.

We will continue to focus on alternatives to incarceration, both during pretrial and during the dispositional phase, with a particular emphasis on treatment alternatives. To further this end, we will continue to explore better methods for the system as a whole to identify low risk offenders (both current risk to the community and risk of recidivism) who would be appropriate for alternatives to incarceration.

Program 2: Juvenile Family Court

Objectives:

The primary goal of the Eleventh Circuit Public Defenders office in juvenile cases is the same as that for adult clients: to vigorously defend each client. The attorneys who defend juvenile clients strive to protect each client's constitutional rights while guarding against discrimination and disproportionate treatment.

In the Family Court setting, where the Court's goal is to act in the best interests of the child, we collaborate with other professionals from local schools, the Department of Mental Health, and the Department of Juvenile Justice to find the best resolutions in our clients' cases. With rehabilitation in mind, we look for alternatives to incarceration, whether in the community or in facilities where juveniles may receive treatment for drug or alcohol abuse or mental health problems.

It is our goal to educate our juvenile clients and their parents about their criminal cases by explaining the court process and the possible consequences of their charges, but also to provide our clients with tools they need to become productive citizens in order to reduce recidivism and ultimately keep them from becoming adult offenders.

Program 3: Magistrate Court

Objectives:

The primary goal of the Eleventh Circuit Public Defenders office in Magistrate court is the same as all other courts. We strive to provide diligent, but cost effective representation of clients charged with criminal cases in Magistrates Court. While we will vigorously defend all of our client's constitutional rights, we will also look for alternative programs available in lieu of incarceration. Such programs will not only help reduce recidivism, but also help our clients to become productive members of society.

SERVICE LEVELS

Service Level Indicators:	Actual 2013	Actual 2014	Actual 2015	Projected 2016
Program 1:				
Individuals seen in Bond Court	3864	3998	4347	4600
Individuals Appointed PD	2314	2572	2930	3200
Appointed to Private Bar	124	114	105	125
PD Conflict	123	119	104	
Order GS Judge	1	5	1	
Percentage of Adult Case Load	59.8%	64.3%	67.4%	69.5%
Program 2:				
Juvenile Cases in Court	303	309	261	280
Private Bar	20	11	10	12
Juveniles Appointed PD	263	298	251	268
Percentage of Juvenile Case Load	86.7%	96.4%	96.1%	95.7%

We believe that the percentage of Juveniles represented by the Public Defender's Office will remain about the same for the next calendar year.

Program 3:

Individuals appointed in Magistrate Court **2014:** 450
2105: 425

Total General Sessions and Family Court cases:

Total Individuals Charged	4167	4307	4608	4880
Individuals Appointed PD	2577	2870	3108	3468
Percentage of Entire Case Load	61.84%	66.6%	69.0%	71.0%

SECTION VI. - LINE ITEM NARRATIVES

SECTION VI. A. LISTING OF REVENUES

451610 – State Revenue (Lexington) $342,616

This is our state appropriated monies for Lexington County. These funds are distributed quarterly on a per capita basis and are based on the 2010 census.

451611 – State Revenue (Tri-Counties) $74,549

This is our state appropriated monies for the Tri-Counties. These funds are distributed quarterly on a per capita basis and are based on the 2010 census.

451620 – State Supplemental (Lexington) $103,322

These are additional monies distributed by the Office of Indigent Defense from surplus left over from other funds. They are distributed quarterly based on the 2010 census. This is not a static amount and can change from year to year.

451621 – State Supplemental (Tri-Counties) $22,482

These are additional monies distributed by the Office of Indigent Defense from surplus left over from other funds. They are distributed quarterly based on the 2010 census. This is not a static amount and can change from year to year.

451632– Probation Fees (Lexington) $47,031

Anyone placed on probation and represented by appointed counsel must pay a $500 fee as a part of their sentence. These fees are then distributed on a per capita basis based on the 2010 census.

451633 – Civil Fees (Lexington) $38,054

Anyone filing a civil lawsuit must pay a surcharge. This surcharge is then divided among its recipients. The Office of Indigent Defense distributes this money on a per capita basis based on the 2010 census.

451634 – CDV Fees (Lexington) $78,126

This is surcharge assessed on all CDV cases. It is distributed on a per capita basis. The distribution is based on the 2010 census. This is new funding, but requires our office to handle CDV 1st cases in Magistrates Court.

451635 – DUI Fees (Lexington) $55,401

This is a surcharge assessed on all DUI cases. It is distributed on a per capita basis. The distribution is based on the 2010 census. This funding has been drastically reduced over the last few years by the legislature.

Carry Forward (Lexington) $0

These are carry forward funds distributed by the Office of Indigent Defense on a per capita basis. We received $12,214 in FY 2015, but I do not expect to receive anything this year.

451636 – Probation (Tri-Counties) $10,233

Anyone placed on probation and represented by appointed counsel must pay a $500 fee as a part of that sentence. These fees are then distributed on a per capita basis based on the 2010 census.

451637 – Civil Fees (Tri-Counties) $8,280

Anyone filing a civil lawsuit must pay a surcharge. This surcharge is then divided among its recipients. The Office of Indigent Defense distributes this money on a per capita basis based on the 2010 census.

451638 – CDV Fees (Tri-Counties) $16,999

This is surcharge assessed on all CDV cases. It is distributed on a per capita basis. The distribution is based on the 2010 census. This funding has been drastically reduced over the last couple of years by the legislature.

4516639 – DUI (Tri-Counties) $12,054

This is a surcharge assessed on all DUI cases. It is distributed on a per capita basis. The distribution is based on the 2010 census. This funding has been drastically reduced over the last few years by the legislature.

Carry Forward (Tri-Counties) $0

These are carry forward funds distributed by the Office of Indigent Defense on a per capita basis. We received $2,658 in FY 2015, but I do not expect to receive anything this year.

455004 – Tri-Counties Contribution Funding $66,000

The Tri-Counties contributed $66,000 to the operational costs of the Eleventh Circuit Public Defender's Office for FY 16-17.

461000 – Investment Interest **$100**

We expect a de minimis amount of interest from the amounts deposited in our special revenue account.

801000 – Op Trn from General Fund **$543,932**

Lexington County Contributed $514,306 for FY 15-16. We are requesting an increase of $29,626 to $543,932. The increase mirrors the amount salaries were increased in FY 15-16 for the mandated reclassification of employee salaries.

SECTION VI. B. - LISTING OF POSITIONS

Current Staffing Levels:

Job Title	Full Time Equivalent Positions	General Fund	Other Fund	Total	Grade
County Public Defender	2	2		2	
Deputy Public Defender	1	1		1	
Senior Public Defender	1	1		1	
Assistant Public Defender	7	7		7	
Paralegal/Investigator	4	4		4	
Receptionist/Records	1	1		1	
Screener/File Clerk	1	1		1	
Total Positions	17	17		17	

All of these positions require insurance.

Display organization flowchart:

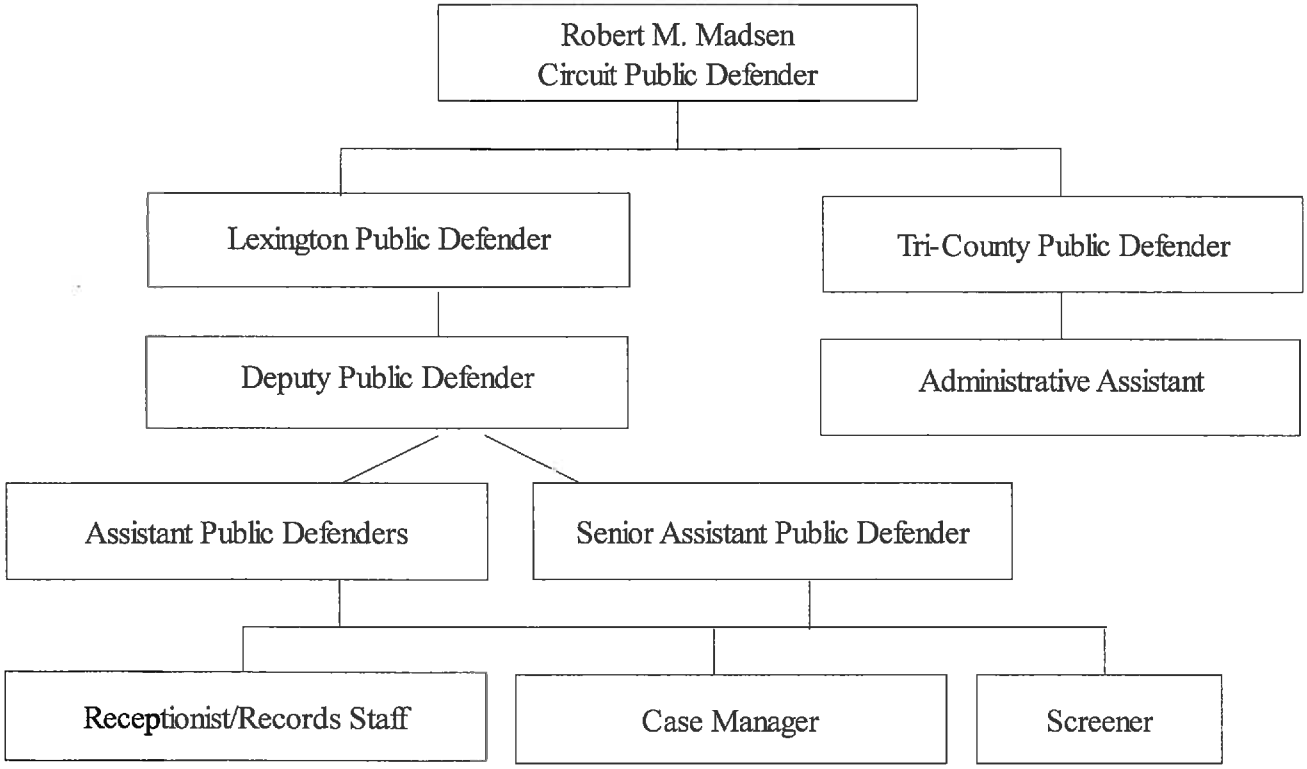

SECTION VI. C. - OPERATING LINE ITEM NARRATIVES

510100-SALARIES **$922,928**

Salaries for Seventeen full-time positions

51112-FICA COST **$70,604**

Employer's portion 7.65%

511113-STATE RETIREMENT **$102,076**

Employer's portion 11.06%

511120-INSURANCE FUND CONTRIBUTION **$132,600**

Employer's portion @ $7800 per employee (17)

511130-WORKERS COMPENSATION **$3,200**

Based on last year's premiums

520219-Water & Other Beverage Service **$350**

Through Lexington County, we have contracted with a company that provides us with bottled water for the office.

521000-OFFICE SUPPLIES **$10,000**

In FY15, we expended $10,650 on office supplies. A majority portion is printer ink.

521100-DUPLICATING **$3,500**

Currently, the office leases a copier through Cannon, Inc. We average about 14,000 copies per month.

520200-CONTRACTED SERVICES **$1,000**

We generate a tremendous amount of closed files each year. After a period of time, we shred closed files.

522200-SMALL EQUIPMENT REPAIRS **$800**

We have two printers within the office. Annually, we purchase printer maintenance kits that OID installs to keep our printers running efficiently.

523100-BUILDING RENTAL **$38,460**

We rent an office building at 407 West Main Street at $2,369 per month. This office serves as our base of operations for the entire office. Mini-Warehouses provides two storage facilities for old case storage. Currently, the two storage facilities run $205 per month. There is a strong possibility we will change offices this year. I expect our rent will go up to $3000 per month. We have been able to negotiate free County provided office space with each county in the Tri-Counties. This gives us a base of operation in each county.

524000-BUILDING INSURANCE **$165**

This is the expected premium for contents insurance on our office.

524201-GENERAL TORT LIABILITY INSURANCE **$974**

We are covered under the insurance reserve.

524202-SURETY BONDS **$170**

Payment of surety bonds for employees.

525000-TELEPHONE **$7,900**

We utilize two separate phone service providers, PBT for the Lexington office and Western Carolina Rural Tel Coop. for our Tri-County office. We are going to add automated answering to our phones. Our expense in FY 15 was $7,765.

525004-WAN SERVICE CHARGE **$6,220**

We expect that our budget expenses for our WAN service will remain the same for the coming year.

525020-PAGER AND CELL PHONES **$410**

Our two attorneys in the Tri-Counties both have office cell phones.

525041-E-MAIL SERVICE CHARGE **$2,064**

Our email service charged changed form $6.75 per account per month to $10.75.

525100-POSTAGE **$1,700**

We limit postage costs in areas where letters can be hand delivered such as the Clerk of Court, Solicitor's Office, Judge's Office, and Jail.

525210-CONFERENCE & MEETING EXPENSES $15,000

There is an annual Public Defender's conference in late September of every year. The criminal law update for the annual South Carolina Bar Convention is in late January and the Best Practices seminar is in February of every year. Additionally, there are other seminars in the area that our attorneys attend to stay up on changes in the law.

525230-SUBSCRIPTIONS, DUES, & BOOKS $14,000

This amount encompasses our legal research. We use Westlaw Next for our legal research Additionally for 2015, South Carolina Bar dues for our attorneys were approximately $4,000. Finally, this item includes updates to our law library.

525240-PERSONAL MILEAGE REIMBURSEMENT $25,000

In FY 15 we expended $26,548 for mileage reimbursement. With our proximity to the courthouse and our travel expenses to and from the Tri-Counties for court appearances, we expect mileage reimbursement to increase.

525328-UTIL/PUBLIC DEFENDERS OFFICES $ 5,500

In FY 15 we expended $6010 for utilities which encompasses electrical service provided by SCE&G.

529903-CONTINGENCY $ 43,848

This amount is allocated for unforeseen expenses.

SECTION VI. D.-CAPITAL ITEM NARRATIVES

540000-ADVANCED COMPUTER $3,468

This line item request is to replace three of our desktop computers.

540000-STANDARD LAPTOP $3,900

This line item request is to replace three of our laptop computers.

540000-STANDARD LAPTOP $1,300

This line item request is to replace the laptop for our administrative assistant located in the Tri-Counties. She is still using the same laptop provided to her by the 501 (c)(3) corporation.

540000-M6800 (docking station) $548

These are four (4) docking stations for the standard laptops.

540000-External USB DVD Drive $196

These 4 drives are needed to correspond to the 4 laptops we are replacing

540000-SMALL TOOL & MINOR EQUIPMENT $500

This line item request is for the replacement of general office equipment.

540010-Microsoft Office $259

This is for the new laptop.

540010-Antivirus Software $40

This is for the new laptop.

540010-MINOR SOFTWARE $500

This line item encompasses any software purchases or updates needed throughout the year.

SECTION I

COUNTY OF LEXINGTON
NEW PROGRAM
SUMMARY OF DEPARTMENTAL REVENUES
Annual Budget
FY 2016-17 Estimated Revenue

Fund: 2619
Division: 141400
Organization: Public Defender

Object Code	Revenue Account Title	Actual FY 14-15	Actual FY 15-16	Anticipated 2015-16	Requested 2016-2017	Recommend 2016-2017	Approved 2016-2017
	Revenues:						
	**** Total Revenue (Section II)**	0	0	0	0	0	0
	***** Total Appropriation (Section III)**						

SECTION III

COUNTY OF LEXINGTON
New Program Request
Fiscal Year – 2016-2017

Fund # 2619 | Fund Title: Special Revenue Fund
Organization # 141400 | Organization Title: Public Defender
Program # | Program Title: Attorney I

Object Expenditure Code	Classification	Total 2016 – 2017 Requested
	Personnel	
510100	Salaries #1	52,024
510300	Part Time #	
511112	FICA Cost	3,980
511113	State Retirement	5,754
511120	Insurance Fund Contribution # 1	7,800
511130	Workers Compensation	140
511131	S.C. Unemployment	
	*** Total Personnel**	69,698
	Operating Expenses	
520100	Contracted maintenance	
520200	Contracted Services	
520300	Professional Services	
521000	Office Supplies	
521100	Duplicating	
521200	Operating Supplies	
522100	Equipment Repairs & Maintenance	
522200	Small Equipment Repairs & Maint.	
522300	Vehicle Repairs & Maintenance	
524000	Building Insurance	
524100	Vehicle Insurance #___	
524101	Comprehensive Insurance #___	
524201	General Tort Liability Insurance	
524202	Surety Bonds	
525000	Telephone	
525100	Postage	
525210	Conference & Meeting Expenses	
525230	Subscriptions, Dues, & Books	1,500
525240	Personal Mileage Reimbursement	500
525___	Utilities - _____	1,000
525400	Gas, Fuel, & Oil	
526500	Licenses & Permits	
	*** Total Operating**	3000
	**** Total Personnel & Operating**	72698
	**** Total Capital (From Section IV)**	1785
	***** Total Budget Appropriation**	74483

SECTION IV

COUNTY OF LEXINGTON
NEW PROGRAM
Capital Item Summary
Fiscal Year - 2016 - 2017

Fund # 2619 Fund Title: Special Revenue
Organization # 141400 Organization Title: Public Defender
Program # Program Title: Attorney I

Qty	Item Description	***BUDGET*** 2016-2017 Requested Amount
1	Standard Laptop	1,300
1	M6800 (docking station)	137
1	External USB DVD Drive	49
540010	Microsoft Office	259
540010	Antivirus	40

**** Total Capital (Transfer Total to Section III)** **1,785**

SECTION V – PROGRAM OVERVIEW

Summary of Programs-Assistant Public Defender

This position creates an additional assistant public defender position. This attorney's primary responsibility is to represent indigent clients in General Sessions Court. The type of cases handled will be based on the attorney's experience level. Last year, General Sessions appointments to the Public Defenders Office increased by 358 additional clients. This is more than twice the American Bar Association criminal caseload standard of no more than 150 felony cases per year per attorney.

Program 1: Assistant Public Defender (Attorney I)

Objectives:

To provide legal representation to all clients that is individualized, free of racial, ethnic, gender, social, and economic bias. To recognize that all clients have strengths and the potential to become productive members of society and that each has the right to constitutional and statutory protections. Our office seeks to protect each client's constitutional rights, to defend against discriminatory treatment and disproportionate punishment, and to ensure that no one who is innocent is ever wrongfully convicted. We are committed to providing all mandated legal services in an efficient and cost-effective manner while holding ourselves to the highest professional and ethical standards.

SECTION VI. C. - OPERATING LINE ITEM NARRATIVES

510100-SALARIES **$52,024**

Salaries for one full-time position

51112-FICA COST **$3,980**

Employer's portion 7.65%

511113-STATE RETIREMENT **$5,754**

Employer's portion 11.06%

511120-INSURANCE FUND CONTRIBUTION **$7800**

Employer's portion @ $7800 per employee (1)

511130-WORKERS COMPENSATION **$140**

Based on last year's premiums

525210-CONFERENCE & MEETING EXPENSES **$1500**

There is an annual Public Defender's conference in late September of every year. The criminal law update for the annual South Carolina Bar Convention is in late January and the Best Practices seminar is in February of every year. Additionally, there are other seminars in the area that our attorneys attend to stay up on changes in the law.

525230-SUBSCRIPTIONS, DUES, & BOOKS **$500**

This amount encompasses Bar dues and any increase in legal research subscriptions.

525240-PERSONAL MILEAGE REIMBURSEMENT **$1000**

This position will require some travel.

540000-STANDARD LAPTOP **$1,300**

This line item request is to purchase laptop for the position.

540000-M6800 (docking station) **$137**

These are a docking station for the standard laptop.

540000-External USB DVD Drive **$49**

This DVD drive is needed to correspond to the laptop.

540010-Microsoft Office **$259**

This is for the new laptop.

540010-Antivirus Software **$40**

This is for the new laptop.

SECTION I

COUNTY OF LEXINGTON
NEW PROGRAM
SUMMARY OF DEPARTMENTAL REVENUES
Annual Budget
FY 2016-17 Estimated Revenue

Fund: 2619
Division: 141400
Organization: Public Defender

Object Code	Revenue Account Title	Actual FY 14-15	Actual FY 15-16	Anticipated 2015-16	Requested 2016-2017	Recommend 2016-2017	Approved 2016-2017
	Revenues:						
	**** Total Revenue (Section II)**	0	0	0	0	0	0
	***** Total Appropriation (Section III)**						

SECTION III

COUNTY OF LEXINGTON
New Program Request
Fiscal Year – 2016-2017

Fund # 2619 Fund Title: Special Revenue Fund
Organization # 141400 Organization Title: Public Defender
Program # Program Title: Investigator

Object Expenditure Code	Classification	Total 2016 – 2017 Requested
	Personnel	
510100	Salaries #1	42,237
510300	Part Time #	
511112	FICA Cost	3,231
511113	State Retirement	4,671
511120	Insurance Fund Contribution # 1	7,800
511130	Workers Compensation	140
511131	S.C. Unemployment	
	*** Total Personnel**	58,079
	Operating Expenses	
520100	Contracted maintenance	
520200	Contracted Services	
520300	Professional Services	
521000	Office Supplies	
521100	Duplicating	
521200	Operating Supplies	
522100	Equipment Repairs & Maintenance	
522200	Small Equipment Repairs & Maint.	
522300	Vehicle Repairs & Maintenance	
524000	Building Insurance	
524100	Vehicle Insurance #___	
524101	Comprehensive Insurance #___	
524201	General Tort Liability Insurance	
524202	Surety Bonds	
525000	Telephone	
525100	Postage	
525210	Conference & Meeting Expenses	
525230	Subscriptions, Dues, & Books	
525240	Personal Mileage Reimbursement	4,000
525___	Utilities - _____	
525400	Gas, Fuel, & Oil	
526500	Licenses & Permits	
	*** Total Operating**	4000
	**** Total Personnel & Operating**	62079
	***** Total Capital (From Section IV)**	1785
	***** Total Budget Appropriation**	63864

SECTION IV

COUNTY OF LEXINGTON
NEW PROGRAM
Capital Item Summary
Fiscal Year - 2016 - 2017

Fund # 2619 Fund Title: Special Revenue
Organization # 141400 Organization Title: Public Defender
Program # Program Title: Investigator

Qty	Item Description	***BUDGET*** 2016-2017 Requested Amount
1	Standard Laptop	1,300
1	M6800 (docking station)	137
1	External USB DVD Drive	49
540010	Microsoft Office	259
540010	Antivirus	40

**** Total Capital (Transfer Total to Section III)** **1,785**

SECTION V – PROGRAM OVERVIEW

Summary of Programs-Investigator

The investigator will support the attorneys in this office by interviewing witnesses, serving subpoenas, and investigating cases under the supervision of the public defender assigned to a particular case. The investigator may also conduct interviews with witnesses, bystanders, and individuals who know the defendant, witnesses, or victim. Background checks and undercover surveillance are common activities for an investigator. Beyond searching for and gathering evidence, an investigator will help the attorney organize it. The investigator also must carefully document whatever evidence he finds, allowing an attorney to effectively use it in court.

Program 1: Investigator

Objectives:

To to search out and examine the particulars of a case in an attempt to learn the facts about something hidden, unique, or complex, especially in an attempt to find a motive, cause, or culprit. A public defender investigator looks for facts that the attorney can use to help defend an accused in trial in order to help the office provide legal representation to all clients that is individualized, free of racial, ethnic, gender, social, and economic bias. Our office seeks to protect each client's constitutional rights, to defend against discriminatory treatment and disproportionate punishment, and to ensure that no one who is innocent is ever wrongfully convicted. We are committed to providing all mandated legal services in an efficient and cost-effective manner while holding ourselves to the highest professional and ethical standards.

SECTION VI. C. - OPERATING LINE ITEM NARRATIVES

510100-SALARIES **$42,237**

Salary for one full-time position

51112-FICA COST **$3,231**

Employer's portion 7.65%

511113-STATE RETIREMENT **$4,671**

Employer's portion 11.06%

511120-INSURANCE FUND CONTRIBUTION **$7800**

Employer's portion @ $7800 per employee (1)

511130-WORKERS COMPENSATION **$140**

Based on last year's premiums

525240-PERSONAL MILEAGE REIMBURSEMENT **$4000**

This position will require a significant amount of travel.

540000-STANDARD LAPTOP **$1,300**

This line item request is for a laptop.

540000-M6800 (docking station) **$137**

These are a docking station for the standard laptop.

540000-External USB DVD Drive **$49**

This DVD drive is needed to correspond to the laptop.

540010-Microsoft Office **$259**

This is for the new laptop.

540010-Antivirus Software **$40**

This is for the new laptop.

SECTION I

COUNTY OF LEXINGTON
NEW PROGRAM
SUMMARY OF DEPARTMENTAL REVENUES
Annual Budget
FY 2016-17 Estimated Revenue

Fund: 2619
Division: 141400
Organization: Public Defender

Object Code	Revenue Account Title	Actual FY 14-15	Actual FY 15-16	Anticipated 2015-16	Requested 2016-2017	Recommend 2016-2017	Approved 2016-2017
	Revenues:						
	**** Total Revenue (Section II)**	0	0	0	0	0	0
	***** Total Appropriation (Section III)**						

SECTION III

COUNTY OF LEXINGTON
New Program Request
Fiscal Year – 2016-2017

Fund # 2619 Fund Title: Special Revenue Fund
Organization # 141400 Organization Title: Public Defender
Program # Program Title: Paralegal I

Object Expenditure Code	Classification	Total 2016 – 2017 Requested
	Personnel	
510100	Salaries #1	34,478
510300	Part Time #	
511112	FICA Cost	2,638
511113	State Retirement	3,813
511120	Insurance Fund Contribution # 1	7,800
511130	Workers Compensation	140
511131	S.C. Unemployment	
	*** Total Personnel**	48,869
	Operating Expenses	
520100	Contracted maintenance	
520200	Contracted Services	
520300	Professional Services	
521000	Office Supplies	
521100	Duplicating	
521200	Operating Supplies	
522100	Equipment Repairs & Maintenance	
522200	Small Equipment Repairs & Maint.	
522300	Vehicle Repairs & Maintenance	
524000	Building Insurance	
524100	Vehicle Insurance #___	
524101	Comprehensive Insurance #___	
524201	General Tort Liability Insurance	
524202	Surety Bonds	
525000	Telephone	
525100	Postage	
525210	Conference & Meeting Expenses	
525230	Subscriptions, Dues, & Books	
525240	Personal Mileage Reimbursement	500
525___	Utilities - _____	
525400	Gas, Fuel, & Oil	
526500	Licenses & Permits	
	*** Total Operating**	500
	**** Total Personnel & Operating**	49369
	**** Total Capital (From Section IV)**	1189
	***** Total Budget Appropriation**	50558

SECTION IV

COUNTY OF LEXINGTON
NEW PROGRAM
Capital Item Summary
Fiscal Year - 2016 - 2017

Fund # 2619 Fund Title: Special Revenue
Organization # 141400 Organization Title: Public Defender
Program # Program Title: Paralegal

Qty	Item Description	***BUDGET*** 2016-2017 Requested Amount
1	Standard Computer	890
1	Microsoft Office	259
1	Antivirus	40

**** Total Capital (Transfer Total to Section III)** **1,189**

SECTION V – PROGRAM OVERVIEW

Summary of Programs-Paralegal

Under occasional supervision, performs specialized legal research and clerical duties in the Public Defenders Office. Interviews and screens new clients in the office. Prepares and files motions and orders. Prepares correspondence and makes telephone calls and schedules appointments. Organizes and tracks files in support of the assigned public defender(s).

Program 1: Paralegal

Objectives:

To provide support to specifically assigned public defender(s) and administrative support for the office as a whole in order to help the office provide legal representation to all clients that is individualized, free of racial, ethnic, gender, social, and economic bias. Our office seeks to protect each client's constitutional rights, to defend against discriminatory treatment and disproportionate punishment, and to ensure that no one who is innocent is ever wrongfully convicted. We are committed to providing all mandated legal services in an efficient and cost-effective manner while holding ourselves to the highest professional and ethical standards.

SECTION VI. C. - OPERATING LINE ITEM NARRATIVES

510100-SALARIES **$34,478**

Salaries for one full-time position

51112-FICA COST **$2,638**

Employer's portion 7.65%

511113-STATE RETIREMENT **$3,813**

Employer's portion 11.06%

511120-INSURANCE FUND CONTRIBUTION **$7800**

Employer's portion @ $7800 per employee (1)

511130-WORKERS COMPENSATION **$140**

Based on last year's premiums

525240-PERSONAL MILEAGE REIMBURSEMENT **$500**

This position will require some travel.

540000-STANDARD DESKTOP **$890**

This line item request is to purchase desktop computer for the position.

540010-Microsoft Office **$259**

This is for the new laptop.

540010-Antivirus Software **$40**

This is for the new laptop.

COUNTY OF LEXINGTON
VICTIMS' BILL OF RIGHTS
Annual Budget
FY 2016-17 Estimated Revenue

Object Code	Revenue Account Title	Actual 2014-15	Received Thru Dec 2015-16	Amended Budget Thru Dec 2015-16	Projected Revenues Thru Jun 2015-16	Requested 2016-17	Recommend 2016-17	Approved 2016-17
	*** Victims' Bill of Rights 2620:**							
	Revenues:							
443002	Clerk of Crt Conviction Surcharges ($100)	80,368	37,791	70,500	70,500	78,250		
443003	Clk of Crt Gen Sessions - 38% Assessment	50,889	17,399	46,350	46,350	40,050		
443507	Solicitor Traffic Education Program - 9.17%	616	193	490	490	450		
444011	Traffic Court Conviction Surcharge ($25)	10,999	5,173	11,780	11,780	13,200		
444012	Traffic Court - 11.16% Assessment	115,754	56,843	113,100	113,100	114,720		
444050	CDV Court - 11.16% Assessment	1,103	546	500	500	1,100		
444051	CDV Court - Conviction Surcharge	1,538	929	1,300	1,300	1,300		
444111	Mag. Dist. 1 Conviction Surcharge ($25)	5,708	5,125	4,820	4,820	6,750		
444112	Mag. Dist. 1 - 11.16% Assessment	6,688	5,320	6,220	6,220	7,500		
444211	Mag. Dist. 2 Conviction Surcharge ($25)	6,339	3,803	6,740	6,740	7,800		
444212	Mag. Dist. 2 - 11.16% Assessment	5,940	4,096	6,530	6,530	8,000		
444311	Mag. Dist. 3 Conviction Surcharge ($25)	7,137	4,064	9,950	9,950	8,500		
444312	Mag. Dist. 3 - 11.16% Assessment	2,812	1,635	3,220	3,220	3,540		
444411	Mag. Dist. 4 Conviction Surcharge ($25)	6,512	2,871	5,600	5,600	6,500		
444412	Mag. Dist. 4 - 11.16% Assessment	6,448	3,376	6,970	6,970	7,100		
444511	Mag. Dist. 5 Conviction Surcharge ($25)	2,744	1,018	2,300	2,300	2,500		
444512	Mag. Dist. 5 - 11.16% Assessment	3,014	1,256	2,650	2,650	2,680		
444611	Mag. Dist. 6 Conviction Surcharge ($25)	1,575	1,050	1,200	1,200	1,300		
444612	Mag. Dist. 6 - 11.16% Assessment	1,075	705	810	810	1,900		
444711	Mag. Worthless Ck - Conviction Surcharge	2,002	1,321	1,300	1,300	2,800		
444712	Mag. Worthless Ck - 11.16% Assessment	511	349	340	340	590		
444911	DUI Court - Conviction Surcharge	5,188	2,388	4,460	4,460	4,700		
444912	DUI Court - 11.16% Assessment	14,505	5,340	13,840	13,840	12,750		
	Other Revenues:							
461000	Investment Interest	121	88	0	0	175		
801000	Op Trn from General Fund/ Cty Ord - Sheriff -	20,103	16,381	16,381	16,381	0		
		359,689	179,060	337,351	337,351	334,155	0	0
	EXISTING BUDGET:							
	Appropriations:							
	- Solicitor				107,700	111,385	0	0
	- Magistrate Court Services				106,990	111,385	0	0
	- LE/Major Crimes				133,371	119,920	0	0
	*****Total Appropriations**				348,061	342,690	0	0
	FUND BALANCE Beginning of Year				102,203	91,493	91,493	91,493
	FUND BALANCE - Projected End of Year				91,493	82,958	91,493	91,493

SECTION II

COUNTY OF LEXINGTON
Proposed Revenues
Fines, Fees, and Other
Budget FY - 2016-17

Fund #: 2620 Fund Name: Victims' Bill of Rights

Organ. #: 141200 Organ. Name: Solicitor

Revenue Code	Fee Title	Actual Fees FY 2013-14	Actual Fees FY 2014-15	12/31/15 Year-to-Date FY 2015-16	Anticipated Fiscal Year Total FY 2015-16	Budget: Units of Service	Budget: Current Fee	Budget: Current Total Estimated Fees FY 2016-17	Budget: Proposed Fee Change	Budget: Total Proposed Estimated Fees FY 2016-17
443002	Clerk of Crt Conviction Surcharges ($100)	$76,818	$80,368	$37,791	70,500			$78,250		$78,250
443003	Clk of Crt Gen Sessions - 38% Assessment	$35,020	$50,889	$17,399	46,350			$40,050		$40,050
443507	Solicitor Traffic Education Program - 9.17%	$372	$616	$193	490			$450		$450
444011	Traffic Court Conviction Surcharge ($25)	$11,916	$10,999	$5,173	11,780			$13,200		$13,200
444012	Traffic Court - 11.16% Assessment	$90,830	$115,754	$56,843	113,100			$114,720		$114,720
444050	CDV Court - 11.16% Assessment	$1,112	$1,103	$546	500			$1,100		$1,100
444051	CDV Court - Conviction Surcharge	$1,680	$1,538	$929	1,300			$1,300		$1,300
444111	Mag. Dist. 1 Conviction Surcharge ($25)	$5,583	$5,708	$5,125	4,820			$6,750		$6,750
444112	Mag. Dist. 1 - 11.16% Assessment	$5,212	$6,688	$5,320	6,220			$7,500		$7,500
444211	Mag. Dist. 2 Conviction Surcharge ($25)	$6,621	$6,339	$3,803	6,740			$7,800		$7,800
444212	Mag. Dist. 2 - 11.16% Assessment	$7,303	$5,940	$4,096	6,530			$8,000		$8,000
444311	Mag. Dist. 3 Conviction Surcharge ($25)	$6,807	$7,137	$4,064	9,950			$8,500		$8,500
444312	Mag. Dist. 3 - 11.16% Assessment	$2,540	$2,812	$1,635	3,220			$3,540		$3,540
444411	Mag. Dist. 4 Conviction Surcharge ($25)	$7,163	$6,512	$2,871	5,600			$6,500		$6,500
444412	Mag. Dist. 4 - 11.16% Assessment	$8,106	$6,448	$3,376	6,970			$7,100		$7,100
444511	Mag. Dist. 5 Conviction Surcharge ($25)	$2,623	$2,744	$1,018	2,300			$2,500		$2,500
444512	Mag. Dist. 5 - 11.16% Assessment	$2,514	$3,014	$1,256	2,650			$2,680		$2,680
444611	Mag. Dist. 6 Conviction Surcharge ($25)	$1,825	$1,575	$1,050	1,200			$1,300		$1,300
444612	Mag. Dist. 6 - 11.16% Assessment	$1,199	$1,075	$705	810			$1,900		$1,900
444711	Mag. Worthless Ck - Conviction Surcharge	$1,755	$2,002	$1,321	1,300			$2,800		$2,800
444712	Mag. Worthless Ck - 11.16% Assessment	$428	$511	$349	340			$590		$590
444911	DUI Court - Conviction Surcharge	$4,931	$5,188	$2,388	4,460			$4,700		$4,700
444912	DUI Court - 11.16% Assessment	$13,579	$14,505	$5,340	13,840			$12,750		$12,750
461000	Investment Interest	$15	$121	$88	$0			$175		$175
801000	Op Trn from General Fund/Sheriff	$35,579	$20,103	$16,381	$16,381			$0		$0

COUNTY OF LEXINGTON
VICTIMS' BILL OF RIGHTS
Annual Budget
Fiscal Year - 2016-17

Fund 2620
Division: Judicial
Organization: 141200 - Solicitor

Object Code	Expenditure Classification	2014-15 Expend	2015-16 Expend (Dec)	2015-16 Amended (Dec)	2016-17 Requested	BUDGET 2016-17 Recommend	BUDGET 2016-17 Approved
	Personnel						
510100	Salaries & Wages - 1.5	76,865	36,137	76,387	76,387		
511112	FICA - Employer's Portion	5,221	2,466	5,844	5,844		
511113	State Retirement - Employer's Portion	8,382	3,513	8,448	8,448		
511120	Employee Insurance - 1.5	11,700	5,850	11,700	11,700		
511130	Workers Compensation	277	130	275	283		
511213	SCRS - Retiree	0	484	0	0		
519999	Personnel Contingency	0	0	3,638	1,819		
	*** Total Personnel**	**102,445**	**48,580**	**106,292**	**104,481**	**0**	**0**
	Operating Expenses						
521000	Office Supplies	243	0	500	1,897		
524201	General Tort Liability Insurance	75	112	77	115		
524202	Surety Bonds - 1.5	6	0	0	0		
525041	E-mail Service Charges - 2	81	40	81	258		
525210	Conference, Meeting & Training Expense	283	523	750	1,900		
525240	Personal Mileage Reimbursement	0	0	0			
529903	Contingency	0	0	0			
	*** Total Operating**	**688**	**675**	**1,408**	**4,170**	**0**	**0**
	**** Total Personnel & Operating**	**103,133**	**49,255**	**107,700**	**108,651**	**0**	**0**
	Capital						
540000	Small Tools & Minor Equipment	0	0	0	250		
540010	Minor Software	0	0	0	0		
	(2) Desktop Computer (F1) - Repl.				1,780		
	(1) iPad Air w/ AppleCare and Case				704		
	**** Total Capital**	**0**	**0**	**0**	**2,734**	**0**	**0**
	***** Total Budget Appropriation**	**103,133**	**49,255**	**107,700**	**111,385**	**0**	**0**

SECTION IV

COUNTY OF LEXINGTON
Capital Item Summary
Fiscal Year – 2016-17

Fund #	2620	Fund Title:	Victims' Bill of Rights
Organization #	141200	Organization Title:	Solicitor
Program #		Program Title:	Victims' Bill of Rights

Qty	Item Description	BUDGET 2016-17 Requested Amount
	Small Tools & Minor Equipment	250
	Minor Software	0
2	F1 – Desktop Computer – RPL.	1,780
1	IPAD Air with AppleCare and Case	704

**** Total Capital (Transfer Total to Section III)** 2,734

SECTION V. - PROGRAM OVERVIEW

Summary of Program:

Victims' Bill of Rights

Program:

Objective:

Our mission is to fully comply with South Carolina's constitutional and statutory laws governing provision of rights and services to crime victims in the Eleventh Judicial Circuit. These rights include, but are not limited to, the right to be treated with dignity and respect, input and consultation with the Solicitor's Office regarding disposition, notification of court hearings, court escort, explanation of options and services available, referrals to appropriate agencies, and reimbursement of certain expenses. The program seeks to provide these services in a comprehensive, yet cost effective, manner.

SECTION VI. LINE ITEM NARRATIVES

SECTION VI. A. - SUMMARY OF REVENUES

438900 ... 444912 – VICTIMS' BILL OF RIGHTS **$ 111,327**

Fines and Assessments collected in General Sessions and Magistrates Courts allocated to the Lexington County Solicitor's Office.

461000 – INVESTMENT INTEREST **$ 58**

Earned investment interest.

SECTION VI. B. - LISTING OF POSITIONS

Current Staffing Level:

		Full Time Equivalent			
Job Title	**Positions**	**General Fund**	**Other Fund**	**Total**	**Band**
Victim Service Provider	1.5		1.5	1.5	109
Total Positions	1.5		1.5	1.5	

All of the above positions require insurance.

Organization chart is displayed in Fund 1000 of the Solicitor's (141200) FY 16-17 Budget Request.

SECTION VI. C. - OPERATING LINE ITEM NARRATIVES

521000 – OFFICE SUPPLIES **$ 1,897**

To cover the cost of routine office supplies (paper, pens, envelopes) as well as other supplies such as printer toner.

524201 – GENERAL TORT LIABILITY INSURANCE **$ 115**

To cover the cost of general tort liability insurance coverage, per Risk Management.

524202 – SURETY BONDS – 1.5 **$ 0**

Per Risk Management, FY 2016-17 is a non-bond year.

525041 – E-MAIL SERVICE CHARGES - 2 **$ 258**

The cost of e-mail services is $10.75 per month per account. 2 accounts @ $10.75 per account times 12 months.

525210 – CONFERENCE, MEETING & TRAINING EXPENSE **$ 1,900**

State law requires Victim Service Providers to be certified by completing a set number of hours of annual training. The requested amount is to cover the cost of this training.

SECTION VI. D. - CAPITAL LINE ITEM NARRATIVES

Capital Request:

540000 – SMALL TOOLS & MINOR EQUIPMENT **$ 250**

This request is to cover the cost of small tools and equipment such as office telephones, calculators, staplers, keyboards, mice, etc.

540010 – MINOR SOFTWARE **$ 0**

None.

5A – (2) F1 – DESKTOP COMPUTER – RPL. **$ 1,780**

This request is to replace the desktop computers of the two Victim Service Providers which are no longer under warranty. Cost was determined using the FY 16/17 IT Equipment Standards.

5A – (1) IPAD AIR WITH APPLECARE AND CASE – ADDNL. **$ 704**

The Victim Service Providers work with victims of crimes in both a private setting and in the courtroom. The private setting is where the victim, the Victim Service Provider, and the attorney will meet to discuss the victim's case. Within the private setting, the attorney may ask the Victim Service Provider to perform some task. The IPad will allow the Victim Service Provider to be connected to the Office's network to pull any necessary data for the attorney. While in the courtroom, the IPad will allow the Victim Service Provider to stay connected with her emails and the rest of the office. The Victim Service Provider will be able to contact attorneys, other Victim Service Providers and the front desk. For example, if a victim contacts the Victim Service Provider to reschedule an appointment, the Victim Service Provider can notify all involved parties without having to leave the courtroom. This request is to purchase the 16GB IPad with AppleCare and a smart case. Per the FY 16/17 IT Equipment Standards, the total cost is $704.

COUNTY OF LEXINGTON
VICTIMS' BILL OF RIGHTS
Annual Budget
Fiscal Year - 2016-17

Fund 2620
Division: Judicial
Organization: 142000 - Magistrate Court Services

Object Code	Expenditure Classification	2014-15 Expend	2015-16 Expend (Dec)	2015-16 Amended (Dec)	2016-17 Requested	BUDGET 2016-17 Recommend	BUDGET 2016-17 Approved
	Personnel						
510100	Salaries & Wages - 2	63,787	29,910	63,482	62,903		
510200	Overtime	0	0	0	0		
511112	FICA - Employer's Portion	4,603	2,171	4,856	4,856		
511113	State Retirement - Employer's Portion	6,955	3,308	7,021	7,021		
511120	Employee Insurance - 2	15,600	7,800	15,600	15,600		
511130	Workers Compensation	192	90	190	190		
511131	SC Unemployment	0	0	0	0		
511214	PORS - Retiree	0	0	0	0		
519999	Personnel Contingency	0	0	0	0		
	*** Total Personnel**	**91,137**	**43,279**	**91,149**	**90,570**	**0**	**0**
	Operating Expenses						
521000	Office Supplies	986	0	9,000	12,000		
524201	General Tort Liability Insurance	150	150	155	157		
524202	Surety Bonds - 2	12	0	0	0		
525041	E-mail Service Charges	162	81	162	258		
525210	Conference, Meeting & Training Expense	876	0	6,524	8,400		
529903	Contingency	0	0	0	0		
	*** Total Operating**	**2,186**	**231**	**15,841**	**20,815**	**0**	**0**
	**** Total Personnel & Operating**	**93,323**	**43,510**	**106,990**	**111,385**	**0**	**0**
	Capital						
	**** Total Capital**	**0**	**0**	**0**	**0**	**0**	**0**
	***** Total Budget Appropriation**	**93,323**	**43,510**	**106,990**	**111,385**	**0**	**0**

SECTION V – PROGRAM OVERVIEW

Summary of Program:

Victim Assistance Coordinator

Objectives:

The Magistrate Court Services has two Victim Assistance Coordinator positions. These positions are located at the Lexington County Bond Court and assist the Magistrate with victim related issues. The VAC positions as related to the courts provide notification to victims regarding bond hearings, conditions of bond, information regarding a defendants bail, defendants release from detention, future court hearings and provide information to victims regarding law enforcement when necessary. These positions are certified through the Office of the Crime Victims' Ombudsman and receive the mandatory certification annually as Victim Notifiers.

Service Levels: Number of Victim Related Cases Served Annually

Victim Related Cases 2011	Victim Related Cases 2012	Victim Related Cases 2013	Victim Related Cases 2014	Victim Related Cases 2015
2468	2533	2772	2980	3766

SECTION VI. B. – PERSONNEL LINE ITEM NARRATIVE

LISTING OF POSITIONS

Current Staffing Level:

Job Title:	Full Time Positions:	Part Time Positions:	General Fund:	Other Fund:	Grade:
Victim Asst. Coordinator	2			2	105
Total Positions:	**2**	**0**	**0**	**2**	

*All Full Time Positions Require Insurance.

Display Organizational Flow Chart

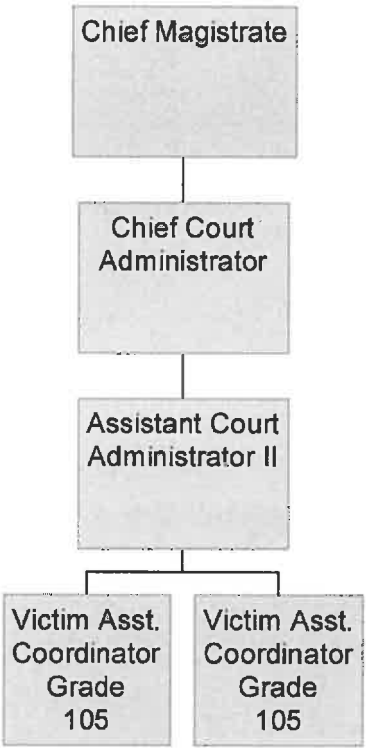

SECTION VI - PERSONNEL

510100 SALARIES & WAGES $ 62,903

This will cover the current salaries of two full time Victim's Assistance Coordinator positions at a pay grade 6.

511112 FICA-EMPLOYER'S PORTION $ 4,856

This will cover the FICA cost for the two full time employees. The rate is 7.65% of each salary.

511113 SCRS-EMPLOYER'S PORTION $ 7,021

This will cover the State Retirement cost for the two full time employees. The rate is 11.06% of each salary.

511120 INSURANCE FUND CONTRIBUTION $ 15,600

This will cover the employer's portion of the insurance contribution for the two full time positions. The figure is based on $7,800 per employee.

511130 WORKER'S COMPENSATION $ 190

This will cover Workers' Compensation cost for the two full time employees. The rate is .30% of each salary.

519999 PERSONNEL CONTINGENCY $ 0

Personnel Contingency cost provided by Lexington County Finance Department.

SECTION VI. C. – OPERATING LINE ITEM NARRATIVES

521000 OFFICE SUPPLIES $ 12,000

Paper, pens, envelopes, scotch tape, folders, storage boxes, household supplies, rubber bands, disks, print cartridges, calculators, business cards, etc.

Printer Cartridge HP CE390X $235ea x 6 = $1,410

524201 GENERAL TORT LIABILITY INSURANCE $157

Figure provided by Risk Management to cover the cost of General Tort Liability Insurance for each employee.

524202 SURETY BONDS $ 0

Figures for general tort liability insurance are provided by Risk Management.

525041 EMAIL SERVICE CHARGE $258

These funds will be used for the email accounts provided to the victims' assistance coordinators.

2 email accounts @ $10.75 a month x 12 months = $258

525210 CONFERENCE & MEETING EXPENSE $8,400

State law requires that Magistrate Court staff that work with victims attend mandatory training each year. Magistrate staff members are considered Victim Notifiers and must attend a minimum of 4 hours training annually.

COUNTY OF LEXINGTON
VICTIMS' BILL OF RIGHTS
Annual Budget
Fiscal Year - 2016-17

Fund 2620
Division: Law Enforcement
Organization: 151260 - LE/ Major Crimes

Object Code	Expenditure Classification	2014-15 Expend	2015-16 Expend (Dec)	2015-16 Amended (Dec)	2016-17 Requested	BUDGET 2016-17 Recommend	BUDGET 2016-17 Approved
	Personnel						
510100	Salaries & Wages - 2	74,596	34,019	74,932	74,908		
510199	Special Overtime	2,760	1,199	5,656	2,579		
510200	Overtime	257	48	336	177		
511112	FICA - Employer's Portion	5,576	2,497	6,191	5,941		
511113	State Retirement - Employer's Portion	3,280	1,570	3,286	3,306		
511114	Police Retirement - Employer's Portion	6,481	2,950	7,036	6,564		
511120	Employee Insurance - 2	15,600	7,800	15,600	15,600		
511130	Workers Compensation	1,715	765	1,608	1,746		
511214	Police Retirement - Employer's Portion - Ret	0	0	0	0		
511131	SC Unemployment	3,260	0	0	0		
515600	Clothing Allowance	800	400	800	800		
519999	Personnel Contingency	0	0	0	1,904		
	*** Total Personnel**	**114,325**	**51,248**	**115,445**	**113,525**	**0**	**0**
	Operating Expenses						
520233	Towing Service	0	0	65	75		
522300	Vehicles Repairs & Maintenance	450	453	2,000	2,000		
524100	Vehicle Insurance - 1	530	530	546	546		
524201	General Tort Liability Insurance	746	746	768	768		
524202	Surety Bonds - 2	16	0	0	0		
525000	Telephone	1,204	602	1,440	485		
525030	800 MHz Radio Service Charges - 1	520	237	681	681		
525031	800 MHz Radio Maintenance Contract - 1	76	79	80	82		
525041	E-mail Service Charges - 2	55	0	162	258		
525400	Gas, Fuel, & Oil	1,425	457	12,184	1,500		
529903	Contingency	0	0	0	0		
	*** Total Operating**	**5,022**	**3,104**	**17,926**	**6,395**	**0**	**0**
	**** Total Personnel & Operating**	**119,347**	**54,352**	**133,371**	**119,920**	**0**	**0**
	Capital						
	All Other Equipment	0	0	0	0		
	**** Total Capital**	**0**	**0**	**0**	**0**	**0**	**0**
	***** Total Budget Appropriation**	**119,347**	**54,352**	**133,371**	**119,920**	**0**	**0**

SECTION V. – PROGRAM OVERVIEW

The Victim's Assistance program provides assistance and support for victims of crime as mandated by SC State Law.

SECTION VI. B. – LISTING OF POSITIONS

Current Staffing Level:

	Positions	Full Time Equivalent General Fund	Other Fund	Total	Grade
Law Enforcement/Administration:					
Victims Assistance Officer	1	1		1	112
Victims Assistance Coordinator	1	1		1	105
Totals	2	2.000	0	2.000	

SECTION VI. C. - OPERATING LINE ITEM NARRATIVES

520233 – TOWING SERVICE $ 75

Wrecker services must be paid for the towing of County Vehicles and seized vehicles. The cost for a County Vehicle is $75. The amount budgeted is based on the one vehicle assigned to this organization being towed once this fiscal year.

522300 - VEHICLE REPAIR & MAINTENANCE $ 2,000

The amount budgeted is based on projected expenses for the current fiscal year plus 30% for extraordinary maintenance. The extraordinary maintenance includes transmission overhauls and rear end replacements.

524100 - VEHICLE INSURANCE $ 546

The budget amount is the estimate provided by the County's Risk Manager.

524201 – GENERAL TORT LIABILITY INSURANCE $ 768

General tort liability insurance amounts as allocated based on number and liability classification of personnel. The budget amount is the recommendation of the County's Risk Manager.

524202 – SURETY BOND $ 0

Surety bonds are paid every 3 fiscal years and will not be paid again until fiscal year 2018.

525000 -TELEPHONE $ 485

This account will be used to pay telephone line charges, fax line charges, telephone extension relocations, directory assistance charges, and telephone book listing charges.

525030 – 800 MHz RADIO SERVICE CHARGES $ 681

The 800 MHz radios are required for communication.

525031 – 800 MHz RADIO MAINTENANCE CONTRACTS $ 82

The 800 MHz radios are covered under a maintenance contract that covers some repairs that are required due to age and excessive use. Please see the 800 MHz radio detail schedule in the appendixes for cost allocation. The estimated maintenance cost per radio is $82.

525041 – E-MAIL SERVICE CHARGES $ 258

E-mail service is a vital tool for communication among all individuals not just within Lexington County
2 users * $10.75 per month * 12 months = $ 258

525400 - GAS, FUEL & OIL $ 1,500

The amount budgeted is based on the estimated expenditures for the current fiscal year plus a 15% increase for next fiscal year. The 15% increase is due to the unstable fuel market.

SECTION I

COUNTY OF LEXINGTON
SCHEDULE "C" FUNDS - AUTHORIZED BY COUNTY TRANSPORTATION COMMITTEE
Annual Budget
FY 2016-17 Estimated Revenue

Object Code	Revenue Account Title	Actual 2014-15	Received Thru Dec 2015-16	Amended Budget Thru Dec 2015-16	Projected Revenues Thru Jun 2015-16	Requested 2016-17	Recommend 2016-17	Approved 2016-17
	***Schedule "C" Funds 2700:**							
	Revenues:							
452200	C Fund SCDOT Proportionment	2,856,096	1,518,710	2,800,000	2,800,000	2,900,000		
452202	C Fund Donor County Settlement	1,271,896	1,271,896	1,222,119	1,222,119	1,270,000		
452204	C Fund Non-Recurring State Appor.	586,500	0	0	0			
	Other Revenues:							
461000	Investment Interest	40,083	25,050	20,000	20,000	35,000		
491002	Project Refund	0	0	0	0			
802471	Op Trn from Transportation Enhcment Prog.	0	0	0	0			
	**** Total Revenue**	4,754,575	2,815,656	4,042,119	4,042,119	**4,205,000**	0	0
	*****Total Appropriation**				13,058,696	**4,218,150**	0	0
	Unused Contingency				(189,645)			
	FUND BALANCE Beginning of Year				8,845,090	18,158	18,158	18,158
	FUND BALANCE - Projected End of Year				18,158	5,008	18,158	18,158

SECTION II

COUNTY OF LEXINGTON
Proposed Revenues
Fines, Fees, and Other
Budget FY - 2016-2017

Fund #: 2700 Fund Name: Schedule "C"-Funds

Organ. #: 121300-121308 Organ. Name: PW / Transportation

Revenue Code	Fee Title	Actual Fees FY 20013-14	Actual Fees FY 2014-15	12/31/2015 Year-to-Date FY 2015-16	Anticipated Fiscal Year Total FY 2015-16	Budget: Units of Service	Budget: Current Fee	Budget: Current Total Estimated Fees FY 2015-16	Budget: Proposed Fee Change	Budget: Total Proposed Estimated Fees FY 2015-16
452200	C-Fund SCDOT Proportionment	$2,783,229	$3,442,596	$1,483,027	$2,966,054			$ 2,900,000		$ 2,900,000
452202	C-Fund Donor County Settlement	$1,222,119	$1,271,896	$1,271,896	$1,271,896			$ 1,270,000		$ 1,270,000
461000	Investment Interest	$ 29,391	$ 40,083	$ 20,000	$ 20,000			$ 35,000		$ 35,000
491002	Project Refund	-	$ -	$ -	$ -			$ -		$ -

COUNTY OF LEXINGTON
SCHEDULE "C" FUNDS - AUTHORIZED BY COUNTY TRANSPORTATION COMMITTEE
Annual Budget
Fiscal Year - 2016-17

Fund: 2700
Division: Public Works
Organizatic 121100 - PW / Administration & Engineering

Object Code	Expenditure Classification	2014-15 Expend	2015-16 Expend (Dec)	2015-16 Amended (Dec)	2016-17 Requested	BUDGET 2016-17 Recommend	2016-17 Approved
	Personnel						
510100	Salaries & Wages - 1	43,402	24,299	63,695	64,000		
510300	Part Time	12,863	7,005	11,863	11,863		
511112	FICA - Employer's Portion	4,068	2,419	5,780	5,804		
511113	State Retirement - Employer's Portion	4,733	2,886	7,045	8,390		
511120	Employee Insurance - 1	7,800	3,900	7,800	7,800		
511130	Workers Compensation	1,317	784	2,018	2,086		
511213	State Retirement - Emplr. Port. (Retiree)	1,403	775	0	1,400		
519999	Personnel Contingency	0	0	0	0		
	***Total Personnel**	**75,586**	**42,068**	**98,201**	**101,343**	**0**	**0**
	Operating Expenses						
520200	Contracted Services	0	0	0	0		
520300	Professional Services	0	0	0	0		
521000	Office Supplies	83	0	100	100		
521100	Duplicating	0	0	100	100		
521200	Operating Supplies	0	0	100	100		
524201	General Tort Liability Insurance	75	0	77	79		
524202	Surety Bonds - 1	6	0	0	0		
525000	Telephone	0	0	241	258		
525021	Smart Phone Charges	579	210	1,380	756		
525041	E-mail Service Charges	20	0	81	132		
525210	Conference, Meeting, & Training Expense	872	794	1,000	1,100		
525230	Subscriptions, Dues & Books	0	0	0	0		
525400	Gas, Fuel, & Oil	0	0	1,440	1,032		
529903	Contingency	0	0	189,645	0		
	*** Total Operating**	**1,635**	**1,004**	**194,164**	**3,657**	**0**	**0**
	**** Total Personnel & Operating**	**77,221**	**43,072**	**292,365**	**105,000**	**0**	**0**
	Capital						
540000	Small Tools & Minor Equipment	217	0	500	500		
540010	Minor Software	0	0	0	100		
	All Other Equipment	0	0	0	0		
	****Total Capital**	**217**	**0**	**500**	**600**	**0**	**0**

This department is to account for personnel and operating expenditures for the "C" Fund Project Manager position and for the contracted professional services in Organization - 121100.

***** Total Budget Appropriation**	**77,438**	**43,072**	**292,865**	**105,600**	**0**	**0**

COUNTY OF LEXINGTON

SCHEDULE "C" FUNDS - AUTHORIZED BY COUNTY TRANSPORTATION COMMITTEE

Annual Budget

Fiscal Year - 2016-17

Fund: 2700
Division: Public Works
Organizatic 121301 - PW / Maintenance / Economic Development

Object Code	Expenditure Classification	2014-15 Expend	2015-16 Expend (Dec)	2015-16 Amended (Dec)	2016-17 Requested	BUDGET 2016-17 Recommend	2016-17 Approved
	Operating Expenses						
539900	Unclassified	0	0	618,410	126,150		
	*** Total Operating**	**0**	**0**	**618,410**	**126,150**	**0**	**0**
	Economic Development Projects						
	**** Total Economic Development Projects**	**0**	**0**	**0**	**0**	**0**	**0**

This department is to account for expenditures for economic development projects as approved by the County Transportation Committee. Organization - 121301.

	***** Total Budget Appropriation**	**0**	**0**	**618,410**	**126,150**	**0**	**0**

COUNTY OF LEXINGTON

SCHEDULE "C" FUNDS - AUTHORIZED BY COUNTY TRANSPORTATION COMMITTEE

Annual Budget

Fiscal Year - 2016-17

Fund: 2700
Division: Public Works
Organizatic 121302 - PW / Maintenance / Municipal Grants & Sidewalks / Infrastructure Improvements

Object Code	Expenditure Classification	2014-15 Expend	2015-16 Expend (Dec)	2015-16 Amended (Dec)	2016-17 Requested	BUDGET 2016-17 Recommend	2016-17 Approved
	Operating Expenses						
539900	Unclassified	0	0	186,991	236,400		
539904	Unclassified - Municipal Projects	0	0	131,833	100,000		
	*** Total Operating**	**0**	**0**	**318,824**	**336,400**	**0**	**0**
	Capital						
5AE410	Kinley Creek Watershed Study	35,604	0	23	0		
5AF356	SCDOT Sign Dedication Fitzgerald	500	0	0	0		
5AF357	SCDOT Sign Dedication Rawl	500	0	0	0		
5AF526	SCDOT Sign Dedication Meador II	500	0	0	0		
	**** Total Capital**	**37,104**	**0**	**23**	**0**	**0**	**0**
	Infrastructure Improvements						
5R0122	Sandy/Spruce Lane	341,090	175,818	570,269	0		
5R0128	Railroad Avenue - Pelion RAP/Chip seal	0	0	7,500	0		
5R0132	Town of Lexington Enhcmnt Grt Match	0	0	98,384	0		
5R0148	Bush River Road Sidewalk - Enhcmnt Grant	12,925	0	154,342	0		
5R0153	W. Columbia Enhancement # 26-12 (Sunset/Jarv	0	0	36,250	0		
5R0163	South Congaree - Shumpert St Paving	28,167	0	0	0		
5R0178	Archers Lane Sidewalk Enhancement Grant	0	0	141,457	0		
5R0188	Batesburg-Leesville TAP Grant Match	107,046	0	0	0		
5R0189	Summit TAP Grant Match	54,067	0	0	0		
5R0193	Springdale TAP Grant Match	35,542	0	0	0		
5R0202	Town of Lexington - Ellis Avenue	0	0	55,000	0		
5R0203	City of Cayce - Avenues Subdivision	0	0	30,000	0		
5R0204	Chapin TAP Grant Match	50,000	0	0	0		
5R0205	Buck Corley Sidewalk TAP Grant	0	7,166	172,000	0		
5R0215	Swansea Tap Grant Match	0	0	83,335	0		
	**** Total Infrastructure Improvements**	**628,837**	**182,984**	**1,348,537**	**0**	**0**	**0**

This department is to account for expenditures including sidewalk projects, grant matches, municipal projects, and school road projects. Organization - 121302.

	***** Total Budget Appropriation**	**665,941**	**182,984**	**1,667,384**	**336,400**	**0**	**0**

COUNTY OF LEXINGTON
SCHEDULE "C" FUNDS - AUTHORIZED BY COUNTY TRANSPORTATION COMMITTEE
Annual Budget
Fiscal Year - 2016-17

Fund: 2700
Division: Public Works
Organizatic 121303 - PW / Maintenance / Sub-Division Bond Supplements

Object Code	Expenditure Classification	2014-15 Expend	2015-16 Expend (Dec)	2015-16 Amended (Dec)	2016-17 Requested	BUDGET 2016-17 Recommend	2016-17 Approved
	Operating Expenses						
	*** Total Operating**	**0**	**0**	**0**	**0**	**0**	**0**
	Sub-Division Bond Supplements						
5R0082	Wood Moor Subdivision	21,519	(18,435)	25,767	0		
5R0135	The Reserve at Lake Murray	0	0	16,419	0		
5R0141	Cherokee Shores Phase I	0	0	8,719	0		
5R0142	Kaminer Subdivision	1,700	0	3,352	0		
5R0143	Woodland Pond Subdivision	0	0	6,305	0		
5R0144	Whispering Glen Subdivision	0	0	33,981	0		
5R0145	Hope Springs Subdivision Ph. I & II	82,122	(9,590)	33,435	0		
	**** Total Sub-Division Bond Supplements**	**105,341**	**-28,025**	**127,978**	**0**	**0**	**0**

This department is to account for expenditures needed to supplement sub-division bonds. Organization - 121303.

***** Total Budget Appropriation**	**105,341**	**-28,025**	**127,978**	**0**	**0**	**0**

COUNTY OF LEXINGTON
SCHEDULE "C" FUNDS - AUTHORIZED BY COUNTY TRANSPORTATION COMMITTEE
Annual Budget
Fiscal Year - 2016-17

Fund: 2700
Division: Public Works
Organizatic 121304 - PW / Maintenance / Dirt to Pave Projects

Object Code	Expenditure Classification	2014-15 Expend	2015-16 Expend (Dec)	2015-16 Amended (Dec)	2016-17 Requested	BUDGET 2016-17 Recommend	2016-17 Approved
	Operating Expenses						
539900	Unclassified	0	0	2,400,476	1,225,000		
	*** Total Operating**	**0**	**0**	**2,400,476**	**1,225,000**	**0**	**0**
	Road Construction (Dirt to Pave Projects)						
539817	Windy Wood Road	964,942	(110,788)	171,939	0		
539885	Pine Plain Road	38,300	9,600	61,700	0		
5R0066	Old Charleston Road	2,640	20,576	597,360	0		
5R0106	Nursery Road Bridge Recommendation	2,405,208	0	143,434	0		
5R0134	First Creek Road	33,085	0	0	0		
5R0139	DE Clark Road	687,184	318,773	733,957	0		
5R0167	Alice Drive #1	0	0	56,000	0		
5R0168	Holly Tree St.	26,694	0	0	0		
5R0169	Golden Jubilee Rd.	262,558	273,874	359,849	0		
5R0170	Foremost Dr.	9,900	0	344,100	0		
5R0171	Roland Drive	238,520	0	0	0		
5R0172	Limestone Road	10,019	0	32,816	0		
5R0179	Dirt Road Asset Management Program	0	0	225,000	0		
5R0180	Harvestview Road	54,003	125	45,997	0		
5R0191	Ruth Vista Road	59,566	0	515,434	0		
5R0192	Water Tank Road	33,391	19,959	66,609	0		
5R0206	Bub Shumpert Rd #13	0	0	100,000	0		
5R0207	John's Creek Rd	0	0	100,000	0		
	Bub Shumpert Rd #7	0	0	0	100,000		
	Backman Avenue	0	0	0	75,000		
	**** Total Road Constr. (Dirt to Pave Projects)**	**4,826,010**	**532,119**	**3,554,195**	**175,000**	**0**	**0**

This department is to account for expenditures for petitioned dirt road paving projects as approved by the County Transportation Committee. Organization - 121304.

***** Total Budget Appropriation**	**4,826,010**	**532,119**	**5,954,671**	**1,400,000**	**0**	**0**

COUNTY OF LEXINGTON
SCHEDULE "C" FUNDS - AUTHORIZED BY COUNTY TRANSPORTATION COMMITTEE
Annual Budget
Fiscal Year - 2016-17

Fund: 2700
Division: Public Works
Organizatic 121305 - PW / Maintenance / Drainage Projects

Object Code	Expenditure Classification	2014-15 Expend	2015-16 Expend (Dec)	2015-16 Amended (Dec)	2016-17 Requested	*BUDGET* 2016-17 Recommend	2016-17 Approved
	Operating Expenses						
539900	Unclassified - Drainage Projects	0	0	322,908	250,000		
	*** Total Operating**	**0**	**0**	**322,908**	**250,000**	**0**	**0**
	Drainage Projects						
5R0174	Old Saluda Passage Drainage	12,726	0	0	0		
5R0175	Bridleridge Drainage	4,750	61,827	253,450	0		
5R0212	Stirlington Road Drainage	0	0	40,000	0		
	****Total Drainage Projects**	**17,476**	**61,827**	**293,450**	**0**	**0**	**0**

This department is to account for expenditures on various storm drainage improvements. Organization - 121305.

***** Total Budget Appropriation**	**17,476**	**61,827**	**616,358**	**250,000**	**0**	**0**

COUNTY OF LEXINGTON

SCHEDULE "C" FUNDS - AUTHORIZED BY COUNTY TRANSPORTATION COMMITTEE

Annual Budget

Fiscal Year - 2016-17

Fund: 2700

Division: Public Works

Organizatic 121306 - PW / Maintenance / SCDOT 25% Fund

Object Code	Expenditure Classification	2014-15 Expend	2015-16 Expend (Dec)	2015-16 Amended (Dec)	2016-17 Requested	BUDGET 2016-17 Recommend	2016-17 Approved
	Operating Expenses						
539900	Unclassified - SCDOT 25%	0	0	0	1,000,000		
	*** Total Operating**	**0**	**0**	**0**	**1,000,000**	**0**	**0**
	State Road Projects						
5R0138	Zion Church Road Extension - Chapin	0	0	150,000	0		
5R0194	Bush River Road Turn Lane	65,902	0	0	0		
5R0195	US 321/Sandhills Pkwy Turn Lane	22,000	0	478,000	0		
5R0200	Lexington Traffic Signal Project	600,000	0	0	0		
5R0208	Longs Pond Road/Barr Road Intersection	200,327	0	0	0		
	**** Total State Road Projects**	**888,229**	**0**	**628,000**	**0**	**0**	**0**

This department is to account for expenditures on the state highway system required in the "C" Fund Law. Organization - 121306.

***** Total Budget Appropriation**	**888,229**	**0**	**628,000**	**1,000,000**	**0**	**0**

COUNTY OF LEXINGTON
SCHEDULE "C" FUNDS - AUTHORIZED BY COUNTY TRANSPORTATION COMMITTEE
Annual Budget
Fiscal Year - 2016-17

Fund: 2700
Division: Public Works
Organizatic 121307 - PW / Maintenance / Asphalt Maintenance

Object Code	Expenditure Classification	2014-15 Expend	2015-16 Expend (Dec)	2015-16 Amended (Dec)	2016-17 Requested	BUDGET 2016-17 Recommend	BUDGET 2016-17 Approved
	Operating Expenses						
539900	Unclassified - Pavement	0	0	1,212,095	800,000		
	*** Total Operating**	**0**	**0**	**1,212,095**	**800,000**	**0**	**0**
	Pavement Maintenance Projects						
5AF355	Founders Road Repair	15,904	0	0	0		
5R0199	2015 Asphalt Maintenance Project	469,612	361,606	899,695	0		
	****Total Pavement Maintenance Projects**	**485,516**	**361,606**	**899,695**	**0**	**0**	**0**

This department is to account for expenditures for resurfacing, patching, reclamation, line stripping, etc. for existing County paved roads. Organization - 121307.

***** Total Budget Appropriation**	**485,516**	**361,606**	**2,111,790**	**800,000**	**0**	**0**

COUNTY OF LEXINGTON
SCHEDULE "C" FUNDS - AUTHORIZED BY COUNTY TRANSPORTATION COMMITTEE
Annual Budget
Fiscal Year - 2016-17

Fund: 2700
Division: Public Works
Organizatic 121308 - PW / Maintenance / Dirt Road Maintenance & Safety

Object Code	Expenditure Classification	2014-15 Expend	2015-16 Expend (Dec)	2015-16 Amended (Dec)	BUDGET 2016-17 Requested	BUDGET 2016-17 Recommend	BUDGET 2016-17 Approved
	Operating Expenses						
539900	Unclassified - Road Maintenance	0	0	444,350	200,000		
	*** Total Operating**	**0**	**0**	**444,350**	**200,000**	**0**	**0**
	Capital						
5AG413	Ben Franklin Road Guardrail	0	0	5,060	0		
	**** Total Capital**	**0**	**0**	**5,060**	**0**	**0**	**0**
	Maintenance Projects						
5R0028	Martin Neese Road	5,220	3,126	130,724	0		
5R0111	John Kinard Court & Circle	137,540	0	0	0		
5R0112	Porth Circle	0	0	20,000	0		
5R0113	Ashby Drive	0	0	82,235	0		
5R0114	South Cove Drive	0	0	49,375	0		
5R0115	Oak Hill Road	0	0	109,304	0		
5R0116	Hyman Road	0	0	59,268	0		
5R0117	Darby Ambrose Road	0	0	59,304	0		
5R0118	Sweet Pea Lane	0	0	50,000	0		
5R0120	Green Hills Drive	0	0	15,000	0		
5R0183	Old Forge Road	3,015	0	2,275	0		
5R0190	Old Two Notch Road	21,775	0	0	0		
5R0214	Church Street - Gaston	0	11,814	14,345	0		
	**** Total Road Maintenance / Safety Projects**	**167,550**	**14,940**	**591,830**	**0**	**0**	**0**

This department is to account for expenditures on improvements to portions of unpaved roads with continuous maintenance or safety deficiencies. Organization - 121308.

***** Total Budget Appropriation**	**167,550**	**14,940**	**1,041,240**	**200,000**	**0**	**0**

SECTION IV

COUNTY OF LEXINGTON
Capital Item Summary
Fiscal Year - 2016-17

Fund #	2700	Fund Title:	GENERAL	
Organization #	121100	Organization Title:	PUBLIC WORKS/ADMIN	***BUDGET***
Program #	1	Program Title:	Public Works	2016-17
				Requested

Qty	Item Description	Amount
	SMALL TOOLS & MINOR EQUIPMENT	500 ~~2,000~~
	MINOR SOFTWARE	100 ~~2,000~~

**** Total Capital (Transfer Total to Section I and IA)** 600 ~~$4,000~~

SECTION V. - PROGRAM OVERVIEW

Summary of Programs:

C-Fund Program - Design and Construction Road and Drainage projects per the C-Fund Program

Program Objectives:

1) Administration of the C-Fund Program per the County Transportation Committee (CTC)

The Lexington Legislative Delegation is required by State law to appoint a County Transportation Committee (CTC). County Council has been appointed by the Delegation as the CTC for Lexington County. The CTC is responsible for establishing the various policies and procedures for the C-Fund Program, which includes budget approval and all associated C-Fund activities. The Public Works Department administers the program, evaluates all projects, and makes recommendations to the CTC.

2) Assisst CTC appropriate C-Fund Program Revenues per State C-Fund laws

"C" Fund SCDOT Apportionment - 2.66 cents of the State's 16-cent gasoline tax, earmarked for "C" Funds; based on a statewide formula of population, land area of the counties, and number of miles of rural roads.

"C" Fund Donor County Settlement - Lexington County is a Donor County which means that Lexington County contributes to the statewide "C" Fund Program in an amount in excess of what it receives under the allocation formula. Thus, Lexington County receives a "Donor" portion back from the state (SCDOT). The total statewide donor amount is $9,500,000.00 annually and is dispersed to the receiving counties accordingly.

Investment Interest – Interest earned by investments through Treasurer's Office until funds are expended.

3) Manage Expenditures of C-Fund through an Annual Infrastructure Improvement Program

1. Personnel & Operating (121100) – A full time "C" Fund Manager oversees day to day operations of the C-Fund Program, including: correspondence between engineering consulting firms, contractors, SCDOT, the general public, etc.; design, bidding, construction management and program management, etc. A part time employee executes the right-of-way process, including: obtaining right-of-way consent forms, negotiating with property owners to obtain right-of-way, and acquiring easements for the design and construction of projects. Additional professional services are acquired through the Lexington County "on-call" engineering contract as needed.
2. "C" Funds Economic Development (121301) – Three percent (3%) of annual revenues is set aside for Economic Development projects as needed and approved by the CTC.
3. Grants & Sidewalks - (121302) - Eight percent (8%) of annual revenues is set aside for special projects, such as SCDOT enhancement grant matches, sidewalks, school road projects, and similar municipal projects. As part of the 8% set aside, $100,000 annually is designated for municipal project requests. Municipalities receive notification from the Public Works Department to submit project requests and, upon review, a recommendation is provided for the distribution of municipal funds. Lexington County school districts can apply for funding to improve access to schools from a publicly maintained road. All recommendations are subject to CTC approval.
4. Sub-Division Bond Supplements (121303) – These funds are used to supplement funds obtained from a surety bond related to sub-division road and drainage construction.

5. Dirt To Pave Program (121304) - These funds are utilized for the paving of existing dirt roads as approved by the County Transportation Committee (CTC). The CTC approves these projects based on a recommendation provided by the Public Works Department, which includes a ranked and prioritized list of petitioned county maintained roads.
6. Drainage Projects (121305) - $250,000 is set aside to fund storm drainage improvements directly related to public roads and transportation.
7. SCDOT 25% Fund (121306) - These funds are set aside to meet the "C" Fund requirement that 25% of the annual proportionment (non donor funds) are expended on the state highway system. This requirement is based on a biennial average. These funds can also be expended through the State Match Program by providing matching funds to SCDOT projects when offered.
8. Pavement Maintenance Program (121307) - $800,000 is set aside for the maintenance associated with existing paved roads in an effort to protect the existing infrastructure and extend the life of the pavement; includes asphalt resurfacing, patching, full depth reclamation, curb repair, line striping, and surface treatments deemed necessary.
9. Road Maintenance Paving Projects (121308) - $200,000 is set aside for various maintenance paving projects described as high maintenance, limited scope, and/or not approved for paving from the petition list. Paving from this subsection is a maintenance activity that corrects drainage, provides stabilization, improves safety, or addresses other deficiencies on an existing dirt road.

Service Standards:
Complete Design and Construction of Top 25 C-Fund Project List

Service Level Indicators:

CURRENT RANK	Top 25 C-Fund Project Road Names	COUNCIL DISTRICT	STATUS
1	BITTERNUT CT - From Irvin Jumper St to Silver Oak Ln	1	Completed 2011
2	WINDYWOOD RD, #1 - From Calks Ferry Rd to Ben Franklin Rd	2	Completed 2015
3	JIM SPENCE RD - From SC 6 to SC 302	1	Completed 2013
4	FOX BRANCH RD - From Calks Ferry Rd to Smith Pond Rd	3	Completed 2012
5	D.E. CLARK RD - From US 178 to Water Tank Rd	1	Completed 2016
6	FIRST CREEK RD - From Busbee Rd to Dead End	9	Completed 2013
7	BUB SHUMPERT RD - From Hartley Quarter Rd to SC Rt. 302	1	Unable to obtain 1 of 70 easements needed
8	HARVESTVIEW RD - From East Boundary St to John Lindler Rd	6	Construction to start Winter 2016
9	WATER TANK RD, #1&#3 - Fr D.E. Clark Rd to Harvey Berry Rd	1	Design is 65% complete
10	PHAETON DR - From US 321 to Leland Dr	1	All easements resolved June 2013
11	RUTH VISTA RD - From Sherwood Rd to Pepper Rd	5	Design is 95% complete, Construction to start
12	A.C. BOUKNIGHT RD - From Exist. Pave. To Crout Pond Way	2	Project delayed indefinitely - utility conflicts
13	BUB SHUMPERT RD - From Hartley Quarter Rd to US 178	1	Design to begin Winter 2016
14	COOL WATER CT - From Ridge Rd to Dead End	2	Completed 2014
15	HARVESTVIEW RD - Fr Crooked Creek Rd to John Lindler Rd	6	Construction to start Winter 2016
16	ALICE DR, #1 - From US 321 to Pound Rd	9	All easements resolved June 2013
17	OLD CHARLESTON RD, #2 - Fr Pond Branch Rd to Calks Ferry	2	Design is 65% complete
18	HOLLY TREE ST - From Emanuel Church Rd to Dead End	4	Completed 2014
19	PINE PLAIN RD, #5 - From Redmond Mill Rd to SC 6	1	Design is 65% complete
20	GOLDEN JUBILEE RD - From/To Existing Pavement	2	Completed 2015
21	CHERRY LN, #1 - From Misty Cir to Belle Lindler Rd	2	Completed 2012
22	ROLAND DR - From Old Barnwell Rd to Dead End	5	Completed 2014
23	JOHNS CREEK RD - From Wessinger Rd to Mallard Dr	6	Design to begin Winter 2016
24	FOREMOST DR - From Nazareth Rd to Freida Rd	5	Design 95% complete, Constr. ~ Spring 2016
25	BACKMAN AVE - From Platt Springs Rd to Central St	5	Unable to obtain 3 of 16 easements needed

SECTION VI. - LINE ITEM NARRATIVES

SECTION VI.B. - LISTING OF POSITIONS

Current Staffing Level:

Job Title	Full-time equivalent General Fund	C-Fund	Grade
C-Fund Project Manager		1	213
Part Time - Right of Way		0.5	108
Total Positions	**0**	**1.5**	

NOTE: Only Full-time C-Fund Manager position requires insurance.

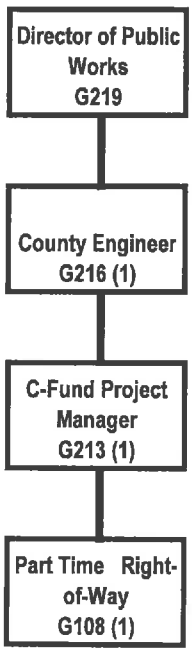

SECTION VI.C. - OPERATING LINE ITEM NARRATIVES

521000 - OFFICE SUPPLIES **$100**

Papers, pens, file folders, forms, and small office machines not considered fixed assets, etc., for the 1 employees of this department. Historical information indicates this amount needs to be budgeted to supply the department.

521100 - DUPLICATING **$100**

Historical information dictates that this amount should cover copying costs used for in-house copier charges.

521200 - OPERATING SUPPLIES **$100**

To cover primarily computer supplies, cost includes drafting supplies, blueprint machine supplies, and general tools.

524201 - GENERAL TORT LIABILITY INSURANCE **~~$77~~ 79**

Covers the cost of general tort liability insurance. Budget estimate / rate supplied by Risk Manager.

525000 - TELEPHONE **$258**

Basic service charges on 1 land line:

1 land lines each @	$20.00	per month for 12 months =	$240.00
1 voice mails each @	$1.50	per month for 12 months =	$18.00
		Total =	$258.00

525021 – SMART PHONE CHARGES **$756**

Smart phone charges for C Fund Engineer

1 Smart phones ea. @	$53.00	per month for 12 months =	$636.00
1 Hot Spot ea. @	$10.00	per month for 12 months =	$120.00
			$756.00

525041 - EMAIL SERVICE CHARGES **$132**

C FUND Division of PW has 1 email accounts.

1 email accounts @	$11.00	per month for 12 months =	$132.00

525210 – CONFERENCE, MEETING AND TRAINING EXPENSE **$1,100**

For CEU's, certifications, recertification, and training:

American Public Works Association (APWA) Summer Conference of APWA in August - 3-day conference with nine technical sessions about various Public Works issues (C FUND Manager) 1 @ $1,200.00

Estimated cost = $1,100.00

525400 – GAS, FUEL AND OIL **$1,032**

Gas for vehicles driven by C Fund Manager and Part-time C-Fund employee. Based on prorated historical information, the Department is expected to use about 400 gallons of gasoline per month or 50 gallons per month per vehicle.

Thus, estimating 50 gals / mo. @ $1.72 per gal for 12 months = $1,032.00

SECTION VI.D. - CAPITAL LINE ITEM NARRATIVES

CAPITAL REQUEST

540000 – SMALL TOOLS & MINOR EQUIPMENT **$500**

For tools, equipment typically under $500.00. Examples – calculators, chairs, grade rods, phone accessories, etc.

540010 – MINOR SOFTWARE **$100**

To repair or add minor software as needed.

SECTION I

COUNTY OF LEXINGTON
COUNTYWIDE STORMWATER CONSORTIUM
Annual Budget
FY 2016-17 Estimated Revenue

Object Code	Revenue Account Title	Actual 2014-15	Received Thru Dec 2015-16	Amended Budget Thru Dec 2015-16	Projected Revenues Thru Jun 2015-16	Requested 2016-17	Recommend 2016-17	Approved 2016-17
	*** PW - Lex Cty Stormwater Consortium/MS4 2720:**							
	Revenues:							
452151	MS4 Municipal Portions	0	0	22,600	22,600	22,600		
461000	Investment Interest	0	0	0	0			
801000	Op Trn from General Fund/Cty Ord.	0	44,320	44,320	44,320	27,400		
	**** Total Revenue**	0	44,320	66,920	66,920	50,000	0	0
	*****Total Appropriation**				66,920	~~50,000~~ 49,968	0	0
	FUND BALANCE Beginning of Year				0	0	0	0
	FUND BALANCE - Projected End of Year				0	~~0~~ 32	0	0

SECTION II

COUNTY OF LEXINGTON
Proposed Revenues
Fines, Fees, and Other
Budget FY 2016 - 2017

Fund #: 2720 Fund Name: General

Organ. #: 121400 Organ. Name: Lexington Countywide Stormwater Consortium

Revenue Code	Fee Title	Actual Fees FY 2013-14	Actual Fees FY 2014-15	12/31/2015 Year-to-Date FY 2015-16	Anticipated Fiscal Year Total FY 2015-16	Budget: Units of Service	Budget: Current Fee	Budget: Current Total Estimated Fees FY 2016-17	Budget: Proposed Fee Change	Budget: Total Proposed Estimated Fees FY 2016-17
452151	MS4 Municipal Portion		22,600	0	22,600			22,600		22,600

SECTION III

COUNTY OF LEXINGTON
GENERAL FUND
Annual Budget
Fiscal Year 2016-17

Fund: 2720
Division: Public Works
Organization: 121400 - Lexington Countywide Stormwater Consortium

Object Code	Expenditure Classification	2014-15 Expenditure	2015-16 Expend. (Dec)	2015-16 Amended (Dec)	2016-17 Requested	BUDGET 2016-17 Recommend	BUDGET 2016-17 Approved
	Personnel						
510100	Salaries & Wages - 0				0		
510200	Overtime				0		
510300	Part Time - 1 (FTE .5)				14,705		
511112	FICA Cost				1,125		
511113	State Retirement				1,626		
511120	Insurance Fund Contribution -				0		
511130	Workers Compensation				393		
	*** Total Personnel**				**17,849**		
	Operating Expenses						
520200	Contracted Services				12,000		
520400	Advertising				6,200		
521000	Office Supplies				200		
521100	Duplicating				200		
521200	Operating Supplies				12,560		
524201	General Tort Liability Insurance				110		
524202	Surety Bonds				0		
525000	Telephone				250		
525041	Email Service Charges - 1				129		
525100	Postage				50		
525250	Motor Pool Reimbursement				270		
525600	Uniforms & Clothing				150		
	*** Total Operating**				**32,119**		
	**** Total Personnel & Operating**				**49,968**		

COUNTY OF LEXINGTON
GENERAL FUND
Annual Budget
Fiscal Year 2014-15

Fund: 2720
Division: Public Works
Organization: 121400 - Lexington Countywide Stormwater Consortium

Object Code	Expenditure Classification	2013-2013 Expenditure	2013-2014 Expend. (Dec)	2013-2014 Amended (Dec)	2016-17 Requested	*BUDGET* 2016-17 Recommend	2016-17 Approved
	Capital						
540000	Small Tools & Minor Equipment				0		
540010	Minor Software				0		
	All Other Equipment				0		
	**** Total Capital**				**0**		
	***** Total Budget Appropriation**	**0**	**0**	**0**	**49,968**		

SECTION IV

COUNTY OF LEXINGTON

Capital Item Summary

Fiscal Year 2016-17

Fund # 2720 Fund Title: General

Organization # 121400 Organization Title: Lexington Countywide Stormwater Consortium

Program # Program Title:

Qty	Item Description	***BUDGET*** 2016-17 Requested Amount
	Small Tools and Minor Equipment	0
	Minor Software	0
	**** Total Capital (Transfer Total to Section III)**	**0**

SECTION V - PROGRAM OVERVIEW

Lexington Countywide Stormwater Consortium Minimum Control Measures 1 and 2

The staff of the Stormwater Division of the Public Works Department implements the NPDES (National Pollution Discharge Elimination System) Phase II program which is a USEPA/SCDHEC unfunded mandate. Our first permit for the NPDES Phase II program went into effect December 1, 2007; we are currently working under a permit with an effective date of January 1, 2014. Lexington County assists seven municipalities with several components of their NPDES Phase II program under the purview of the Lexington Countywide Stormwater Consortium. Two of the permit requirements, Minimum Measure 1 (Public Education and Outreach) and Minimum Measure 2 (Public Involvement/Participation), are implemented through shared funds of $50,000 dollars. In 2016, two additional municipalities may be acquiring assistance with their new NPDES MS4 status, Town of Chapin and Town of Gaston.

Staffing Level

Personnel		Grade
1 Part Time Position	without insurance	105

SECTION VI. – LINE ITEM NARRATIVES

SECTION VIA - LISTING OF REVENUES

Explanation of Revenue Code 452151 MS4 Municipality Portion

Lexington County currently assists (7) municipalities with their MS4 program with the understanding that each municipality pay into the cost to administer public education and outreach, and public involvement/participation to maintain compliance with permit requirements. Each municipality pays a portion of the costs determined by the population of each municipality based on the 2010 census. Lexington County portion is 54.8% with the 7 municipalities paying the other 45.2%. The following is a breakdown of the revenue reimbursed by the municipalities:

Lexington County $50,000 x .548 = $27,400
(7) Municipalities $50,000 x .452 = $22,600 (Revenue Code 452151)
$50,000

SECTION VI.B. – LISTING OF POSITIONS

One part time position without insurance

Job Title	Positions	General Fund	Other Fund	Total
Part Time Position	1	1		**1**
Total Positions	**1**	**1**	**0**	**1**

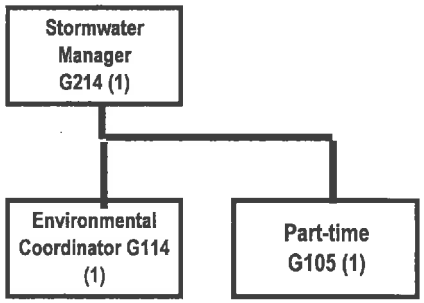

SECTION VI.C – OPERATING LINE ITEM NARRATIVES

520200 - CONTRACTED SERVICES **$12,000**

Household Hazardous Waste Event Cost shared with Solid Waste Department

Lexington County Stormwater Consortium partners with Solid Waste to conduct two Household Hazardous Waste events per year. One in April and one in November,. Residents are allowed to bring in hazardous wastes and electronics to these events to be recycled. The Solid Waste Department contracts vendors to handle these wastes that can't normally be dropped off at collection centers or the landfill.

2 cost shared events with Solid Waste Department @ $6,000 per event = $12,000

520400 - ADVERTISING **$6,200**

Advertising for public education and public involvement events (MCM #1 and #2), such as HHW events, Green is Clean month events, and workshops

521000 - OFFICE SUPPLIES **$200**

Minor supplies needed for public education and outreach, and public involvement and participation

521100 - DUPLICATING **$200**

Cost for necessary duplication of documents.

521200 - OPERATING SUPPLIES **$12,560**

Operating supplies for educational component of the NPDES permit.

Money used to fund objectives for consortium.

Rain Barrel Workshops	2	@	$600	=	$1,200
Design and construction of Rain Garden	1	@	$4,000	=	$4,000
Pet waste station construction and placement	15	@	$50	=	$750
Banners for Consortium events	5	@	$300	=	$1,500
Summer Celebration of Water	1	@	$3,000	=	$3,000
Watershed Signage	10	@	$111	=	$1,110
Miscellaneous events and workshop supplies	1	@	$1,000	=	$1,000
			Total	=	$12,560

524201 - GENERAL TORT LIABILITY INSURANCE **$110**

Provided by Risk Manager

525000 – TELEPHONE **$250**

Basic service charges on 1 land lines

1 land lines each @	$19.50	per month for 12 months =	$234.00
1 voice mails each @	$1.25	per month for 12 months =	$15.00
		Total =	$249.00

525041 – EMAIL SERVICE CHARGES **$129**

LCSWC has 1 email account @ $10.75 per month for 12 months = $129.00

525100 - POSTAGE **$50**

Anticipated postage costs.

525250 – MOTOR POOL REIMBURSEMENT **$270**

Estimate of total number of miles to be driven by one (1) Outreach Assistant

Estimate 500 miles @ $0.540 per mile = $270.00

525600 - UNIFORMS & CLOTHING **$150**

Clothing (with County seals) to identify employees to citizens, contractors, engineers and developers.

SECTION VI.D. – CAPITAL LINE ITEM NARRATIVES

CAPITAL REQUEST

540000 – SMALL TOOLS & MINOR EQUIPMENT **$0**

Replacement of tools and equipment for the inspector in the field (hand augers, temperature guns, probing rods, camera, cellular phone etc…) and purchase smart phone for Stormwater Manager

540010 – MINOR SOFTWARE **$0**

Addition of minor software as needed.

COUNTY OF LEXINGTON
CAMPUS PARKING FUND
Annual Budget
FY 2016-17 - Estimated Revenue

Object Code	Revenue Account Title	Actual 2014-15	Received Thru Dec 2015-16	Amended Budget Thru Dec 2015-16	Projected Revenues Thru Jun 2015-16	Requested 2016-17	Recommend 2016-17	Approved 2016-17
	***Campus Parking Fund 2920:**							
	Revenues:							
430600	Employee Parking Fees	15,060	7,686	14,976	14,976	15,350		
430601	Public Parking Fees	3,324	534	2,375	2,375	1,945		
	Other Revenues:							
461000	Investment Interest	186	130	100	100	150		
	**** Total Revenue**	18,570	8,350	17,451	17,451	17,445	0	0
	*****Total Appropriation**				68,802	5,250	0	0
	FUND BALANCE Beginning of Year				138,492	87,141	87,141	87,141
	FUND BALANCE - Projected End of Year				87,141	99,336	87,141	87,141

COUNTY OF LEXINGTON
CAMPUS PARKING FUND
Annual Budget
Fiscal Year - 2016-17

Fund 2920
Organization: 101500 - Human Resource
Organization: 111300 - Building Services
Organization: 999900 - Non-departmental

Object Code	Expenditure Classification	2014-15 Expend	2015-16 Expend (Dec)	2015-16 Amended (Dec)	2016-17 Requested	*BUDGET* 2016-17 Recommend	2016-17 Approved
	Operating Expenses (Organization - 101500)						
521000	Office Supplies	0	0	0	0		
521200	Operating Supplies	0	0	0	0		
	*** Total Operating (101500)**	**0**	**0**	**0**	**0**	**0**	**0**
	Personnel (Organization - 111300)						
510100	Salaries & Wages	563	204	0	0		
511112	FICA - Employer's Portion	37	15	0	0		
511113	SCRS - Employer's Portion	62	23	0	0		
511130	Workers Compensation - Employer Cost	50	14	0	0		
	*** Total Personnel (111300)**	**712**	**256**	**0**	**0**	**0**	**0**
	Operating Expenses (Organization - 111300)						
520100	Contract Maintenance	0	0	0	0		
521200	Operating Supplies	0	0	250	250		
522000	Building Repairs & Maintenance	0	0	3,000	5,000		
	*** Total Operating (111300)**	**0**	**0**	**3,250**	**5,250**	**0**	**0**
	**** Total Personnel & Operating**	**712**	**256**	**3,250**	**5,250**	**0**	**0**
	Capital: (Organization - 111300)						
5AF333	Employee Parking Walkway Repair	4,600	0	0	0		
5AG251	(2) Security Drop Arms	0	0	65,552	0		
	**** Total Capital (111300)**	**4,600**	**0**	**65,552**	**0**	**0**	**0**
	Capital: (Organization - 999900)						
549904	Capital Contingency	0	0	0	0		
	**** Total Capital (999900)**	**0**	**0**	**0**	**0**	**0**	**0**
	***** Total Budget Appropriation**	**5,312**	**256**	**68,802**	**5,250**	**0**	**0**

SECTION III. - PROGRAM OVERVIEW

Summary of Programs:

Program I – Campus Parking Maintenance

Program I: Campus Parking Maintenance

Objectives:

The campus parking garage is currently being maintained by Building Services. The maintenance includes such items as overhead doors, cleaning the area and general maintenance of the parking area. Light fixtures must be maintained in the parking garage. The area is cleaned as needed to remove debris.

SECTION III. - SERVICE LEVELS

SECTION IV. - SUMMARY OF REVENUES

Revenues are generated by employee collections.

SECTION V.A. - PERSONNEL LINE ITEM NARRATIVES
LISTING OF POSITIONS

Current Staffing Level:

Staff who maintain this facility are appropriated under 111300 (Building Services).

DEPARTMENTAL ORGANIZATIONAL CHART

Organizational chart is maintained under 111300 (Building Services).

SECTION V. B.
OPERATING LINE ITEM NARRATIVES

521200 OPERATING SUPPLIES **$250**

This account is used for purchasing supplies to clean, maintain, and stock our facilities with necessary items for daily operations. Operating supplies break down:

Brooms	$50
Garbage bags	$25
Ice Salt	$25
Degreasers/Cleaners	$75
Misc. Supplies	$75

522000 BUILDING REPAIRS & MAINTENANCE **$5,000**

This account is used to cover maintenance and repairs.

This cost covers daily maintenance and emergency repair costs for parking garage, overhead door repairs, paints, lamps and other items necessary to ensure the facility stays fully operational. This includes replacement of parking block as they become damaged.

COUNTY OF LEXINGTON
PERSONNEL / EMPLOYEE COMMITTEE
Annual Budget
Fiscal Year - 2016-17

Object Code	Revenue Account Title	Actual 2014-15	Received Thru Dec 2015-16	Amended Budget Thru Dec 2015-16	Projected Revenues Thru Jun 2015-16	Requested 2016-17	Recommend 2016-17	Approved 2016-17
	***Personnel/Employee Committee 2930:**							
	Revenues:							
438300	Vending Machine Sales	3,750	1,908	5,000	5,000	5,000		
439900	Misc Fees, Permits, and Sales	971	252	3,000	3,000	3,000		
	Other Revenues:							
461000	Investment Interest	23	16	15	15	15		
469100	Gifts & Donations	900	0	0	0	0		
	**** Total Revenue**	5,644	2,176	8,015	8,015	8,015	0	0
	*****Total Appropriation**				8,015	8,015	0	0
	FUND BALANCE Beginning of Year				11,885	11,885	11,885	11,885
	FUND BALANCE - Projected End of Year				11,885	11,885	11,885	11,885

Fund 2930
Division: General Administrative
Organization: 101500 - Human Resources

Object Code	Expenditure Classification	2014-15 Expend	2015-16 Expend (Dec)	2015-16 Amended (Dec)	2016-17 Requested	BUDGET 2016-17 Recommend	2016-17 Approved
	Personnel						
	*** Total Personnel**	**0**	**0**	**0**	**0**	**0**	**0**
	Operating Expenses						
521100	Duplicating	0	0	20	15		
539900	Unclassified	7,528	0	7,995	8,000		
	*** Total Operating**	**7,528**	**0**	**8,015**	**8,015**	**0**	**0**
	**** Total Personnel & Operating**	**7,528**	**0**	**8,015**	**8,015**	**0**	**0**
	Capital						
	**** Total Capital**	**0**	**0**	**0**	**0**	**0**	**0**
	***** Total Budget Appropriation**	**7,528**	**0**	**8,015**	**8,015**	**0**	**0**

COUNTY OF LEXINGTON
DELINQUENT TAX COLLECTIONS
Annual Budget
FY 2016-17 Estimated Revenue

Object Code	Revenue Account Title	Actual 2014-15	Received Thru Dec 2015-16	Amended Budget Thru Dec 2015-16	Projected Revenues Thru Jun 2015-16	Requested 2016-17	Recommend 2016-17	Approved 2016-17
	***Treasurer / Delinquent Tax Collections 2950:**							
	Revenues:							
416000	Delinquent Tax Costs	805,595	571,820	955,000	955,000	955,000		
439900	Misc Fees, Permits, and Sales	11,668	370	12,500	12,500	10,500		
450000	Rental Income	1,503	0	1,000	1,000	1,000		
461000	Investment Interest	585	335	1,000	1,000	1,200		
461020	Delinquent Tax Account Interest	1,549	0	0	0	0		
469900	Miscellaneous Revenues	0	0	0	0	0		
	**** Total Revenue**	820,900	572,525	969,500	969,500	967,700	0	0
	*****Total Appropriation**				1,180,106	981,904	0	0
	Contingency:							
	Unused				(200,000)			
	Frozen Position: Acctg/Clerk Gd. 106				(34,465)	(35,748)		
	FUND BALANCE							
	Beginning of Year				258,973	282,832	282,832	282,832
	FUND BALANCE - Projected							
	End of Year				282,832	304,376	282,832	282,832

COUNTY OF LEXINGTON
DELINQUENT TAX COLLECTIONS
Annual Budget
Fiscal Year - 2016-17

Fund: 2950
Division: General Administration
Organization: 101700 Treasurer

Object Code	Expenditure Classification	2014-15 Expend	2015-16 Expend (Dec)	2015-16 Amended (Dec)	2016-17 Requested	*BUDGET* 2016-17 Recommend	2016-17 Approved
	Personnel						
510100	Salaries & Wages - 7.5	242,999	111,745	266,621	277,155		
510200	Overtime	4,707	1,684	6,000	6,000		
510300	Part time	0	0	0	0		
511112	FICA - Employer's Portion	17,742	7,993	20,855	20,743		
511113	State Retirement - Employer's Portion	27,010	12,545	30,152	29,990		
511120	Employee Insurance - 7.5	50,700	25,350	58,500	58,500		
511130	Workers Compensation	1,458	678	1,531	1,573		
519999	Personnel Contingency	0	0	0	0		
	*** Total Personnel**	**344,616**	**159,995**	**383,659**	**393,961**	**0**	**0**
	Operating Expenses						
520200	Contracted Services	97,826	68,680	115,000	110,000		
520244	Moving Services - Buildings	0	0	3,000	2,000		
520300	Professional Services	12,147	0	17,000	15,500		
520400	Advertising & Publicity	85,370	27,262	107,000	101,000		
520500	Legal Services	129,000	59,650	140,000	140,000		
520702	Technical Currency & Support	0	15,962	15,962	16,583		
521000	Office Supplies	4,596	775	5,100	5,000		
521100	Duplicating	968	511	1,200	1,200		
522200	Small Equipment Repairs & Maint	0	0	300	300		
524000	Building Insurance	107	107	112	115		
524001	Burglary Insurance	0	0	88	88		
524201	General Tort Liability Insurance	207	161	213	219		
524202	Surety Bonds - 2	44	0	0	350		
525000	Telephone	2,009	856	2,482	2,056		
525020	Pagers and Cell Phones	88	0	0	0		
525041	E-mail Service Charges - 6	500	238	486	774		
525100	Postage	122,160	24,525	169,813	179,900		
525210	Conference, Meeting & Training Expense	499	1,257	3,190	3,190		
525230	Subscriptions, Dues, & Books	967	539	1,243	883		
525250	Motor Pool Reimbursement	235	142	510	500		
525300	Utilities	5,908	2,383	5,402	6,085		
526900	DMV Title & License Fee	0	0	100	100		
529900	Miscellaneous Operating Expense	0	0	100	100		
529903	Contingency	0	0	200,000	0		
	*** Total Operating**	**462,631**	**203,048**	**788,301**	**585,943**	**0**	**0**
	**** Total Personnel & Operating**	**807,247**	**363,043**	**1,171,960**	**979,904**	**0**	**0**
	Capital						
540000	Small Tools & Minor Equipment	659	0	2,000	2,000		
540010	Minor Software	0	0	0	0		
	All Other Equipment	1,110	6,142	6,146	0		
	**** Total Capital**	**1,769**	**6,142**	**8,146**	**2,000**	**0**	**0**
	***** Total Budget Appropriation**	**809,016**	**369,185**	**1,180,106**	**981,904**	**0**	**0**

SECTION IV

COUNTY OF LEXINGTON
Capital Item Summary
Fiscal Year - 2016 - 2017

Fund # 2950 Fund Title: DELINQUENT TAX
Organization # 101700 Organization Title: TREASURER
Program # Program Title:

Qty	Item Description	***BUDGET*** 2016 - 2017 Requested Amount
	SMALL TOOLS & MINOR EQUIPMENT	2,000
	** Total Capital (Transfer Total to Section III)	**2,000**

FUND 2950
DELINQUENT TAX DEPARTMENT (101700)
FY 2016-17 BUDGET REQUEST

SECTION VI. B. – PERSONNEL LINE ITEM NARRATIVES

LISTING OF POSITIONS

Current Staffing Level:

Job Title	Positions	Full Time Equivalent General Fund	Other Fund	Total	Grade
Deputy Tax Collector	1		1	1	210
Assist. Deputy Tax Collector	1		1	1	109
Tax Clerk I	2		2	2	104
Tax Clerk II	3	1 position frozen unfunded	3	3	106
Total Positions	7		7	7	

(SEE ORGANIZATION CHART ON NEXT PAGE)

Treasurer's Office
Organizational Chart
Fiscal Year 2016-2017

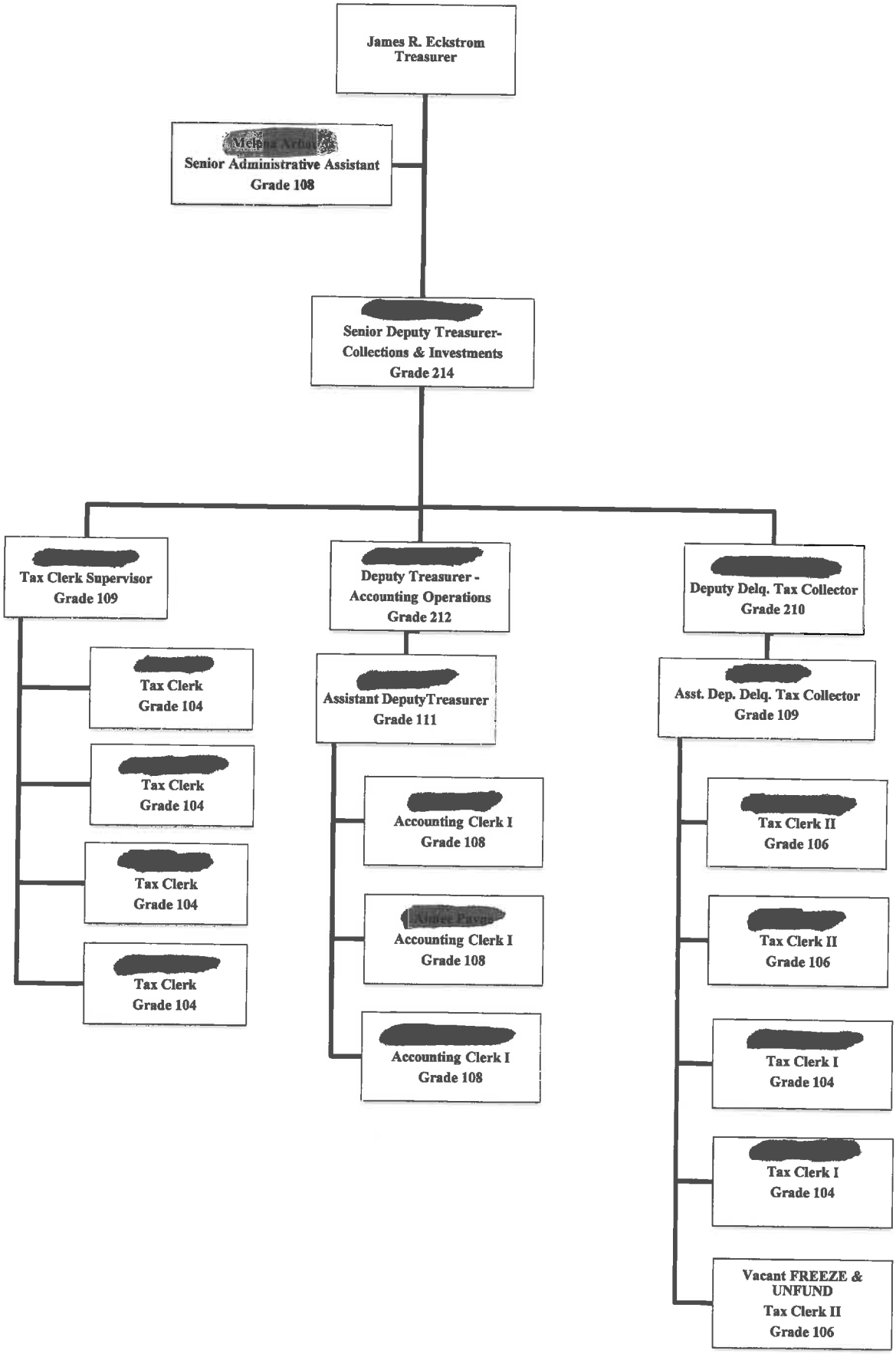

FUND 2950
DELINQUENT TAX DEPARTMENT (101700)
FY 2016-17 BUDGET REQUEST

SECTION VI. C. - PERSONNEL LINE ITEM NARRATIVES

510200 - OVERTIME **$6,000**

This is for overtime worked by office staff during busy times and in preparation for tax sale.

FUND 2950
DELINQUENT TAX DEPARTMENT (101700)
FY 2016-17 BUDGET REQUEST

SECTION VI. C. - OPERATING LINE ITEM NARRATIVES

520200 - CONTRACTED SERVICES **$110,000**

American Solutions for Business	18,200.00
(Execution Notices 7,000.00/Certified Letters 11,200.00)	
Pacer on line Bankruptcy Court	300.00
Accurint (online people search)	1,500.00
Palmetto Postings	90,000.00

520244 – MOVING SERVICES – BUILDINGS **$2,000**

Cover moving expenses of moving mobile homes acquired by the FLC through tax sale.

520300 - PROFESSIONAL SERVICES **$15,500**

Auctioneer fees	15,100.00
Definitely Taking Request	400.00
(Deaf interpreter for tax sale)	

520400 - ADVERTISING **$101,000**

Tax Sale	
Lexington County Publishing Network	50,000.00
The State Record Company Inc.	50,000.00
FLC Advertising	1,000.00

520500 – LEGAL SERVICES **$140,000**

Attorney fees, title searches, deed preparation, & consultations

520702 – TECHNICAL CURRENCY & SUPPORT **$16,583**

Tyler Cashiering 1/3 of cost

521000 - OFFICE SUPPLIES **$5,000**

Paper, Pencils, Ribbons, Staples, Tape, etc	1,500.00
Envelopes #45000	1,000.00
Tax bill forms	1,000.00
Toner for laser printer	1,500.00

521100 - DUPLICATING **$1,200**

This account is used for copier machine duplicating of correspondence to employees and customers, packet copies for lawyers, etc.

522200 - SMALL EQUIPMENT REPAIRS & MAINTENANCE **$300**

Repair of computers, printers, kard-veyer file and validators.

524000 - BUILDING INSURANCE **$115**

1,157 square footage of Treasurers office. Per Risk Management

524001 - BURGLARY INSURANCE **$88**

1,157 square footage of Treasurers office. Per Risk Management

524201 - GENERAL TORT LIABILITY INSURANCE **$219**

Per Risk Management

FUND 2950
DELINQUENT TAX DEPARTMENT (101700)
FY 2016-17 BUDGET REQUEST

524202 – SURETY BONDS **$350**

Per Risk Management

525000 - TELEPHONE (8 phones lines and 4 voice mail) **$2,056**

4 Phone lines no voice mail @$19.00 per month x 12 months = $912.
4 phone lines with voice mail @ $20.70 per month x 12 months = $994.
Charges for directory assistance $150.00

525041 E-MAIL SERVICE CHARGE **$774**

6 Accounts x $10.75 Per Account x 12 Months = $774.00

525100 - POSTAGE **$179,900**

We are required by Statute to notify by certified mail, old and new owners with separate letters sent to each individual owner; and certified letters to lienholders pre tax sale and prior to end of redemption.

Certified mail May - August	estimate 10,000 @ $12.69 ea.	-	126,900.
Certified mail other	estimate 3,000 @ $12.69 ea.	-	38,070.
Receipts & other mail	estimate 17,000 @ $ .49 ea.	-	8,330.
Execution notices mailed	estimate 15,000 @ $ .44 ea.	-	6,600.

525210 - CONFERENCE & MEETING EXPENSE **$3,190**

To cover the costs of attending the Spring and Fall Conferences.

SCATT Legislative Conf. (3 employees)		$ 150.00
Meals for workers on overtime at tax sale		$ 300.00
SCATT Spring (Treasurer)		$ 800.00
SCATT Fall (Treasurer)		$ 800.00
TAPS Workshop	(3 employees)	$ 120.00
TAPS Meeting	(3 employees)	$ 120.00
SCATT Academy	(3 employees)	$ 900.00

(Needed for accreditation)

525230 - SUBSCRIPTIONS, DUES, & BOOKS **$883**

TAPS	3 employees	$ 90.00
SCACEE	1 employee	$ 75.00
SCATT	3 employees	$ 225.00
Lexington County Chronicle		$ 40.00
The State Newspaper		$ 150.00
Chapin Times		$ 28.00
Supplement to Title 12 Tax Book		$ 25.00
Misc.		$ 250.00

525250 - MOTOR POOL REIMBURSEMENT **$500**

926 Miles @ 54 Cents per mi = $500

525300 - UTILITIES **$6,085**

1,157 square footage of Treasurers office.

526900 – DMV TITLE & LICENSE FEES **$100**

FLC title transfers for sold mobile homes.

529900 – MISCELLANEOUS OPERATION EXPENSES **$100**

FLC operating expenses.

529903 - CONTINGENCY **$0**

SECTION VI. D. - CAPITAL LINE ITEM NARRATIVES

CAPITAL REQUEST

540000 - SMALL TOOLS & MINOR EQUIPMENT	**$2,000**

COUNTY OF LEXINGTON
GRANTS ADMINISTRATION
Annual Budget
FY 2016-17 Estimated Revenue

Object Code	Revenue Account Title	Actual 2014-15	Received Thru Dec 2015-16	Amended Budget Thru Dec 2015-16	Projected Revenues Thru Jun 2015-16	Requested 2016-17	Recommend 2016-17	Approved 2016-17
	***Finance / Grants Administration 2990:**							
	Revenues:							
461000	Investment Interest	425	262	250	250	500		
801000	Op Trn from General Fund/Cty Ord.	50,000	50,000	50,000	50,000	50,000		
	**** Total Revenue**	50,425	50,262	50,250	50,250	50,500	0	0
	*****Total Appropriation**				142,032	80,227	(62,631)	0
	Contingency:							
	Unused				62,631			
	Carryforward					14,137	14,138	14,138
	FUND BALANCE							
	Beginning of Year				162,042	132,891	132,891	132,891
	FUND BALANCE - Projected							
	End of Year				132,891	89,027	181,384	118,753

COUNTY OF LEXINGTON
GRANTS ADMINISTRATION
Annual Budget
Fiscal Year - 2016-17

Fund: 2990
Division: General Administration
Organization: 101400 Finance

Object Code	Expenditure Classification	2014-15 Expend	2015-16 Expend (Dec)	2015-16 Amended (Dec)	2016-17 Requested	BUDGET 2016-17 Recommend	BUDGET 2016-17 Approved
	Personnel						
510100	Salaries & Wages - 1	56,446	26,570	56,164	57,287		
511112	FICA - Employer's Portion	3,855	1,807	4,297	3,915		
511113	State Retirement - Employer's Portion	6,155	2,939	6,212	6,336		
511120	Employee Insurance - 1	15,600	3,900	7,800	7,800		
511130	Workers Compensation	169	80	168	172		
519999	Personnel Contingency	0	0	0	0		
	*** Total Personnel**	**82,225**	**35,296**	**74,641**	**75,510**	**0**	**0**
	Operating Expenses						
520704	Computer Security & Management Serv	0	0	0	0		
521000	Office Supplies	479	284	704	736		
521100	Duplicating	20	34	300	225		
524201	General Tort Liability Insurance	46	23	24	24		
524202	Surety Bonds - 1	12	0	0	0		
525000	Telephone	241	120	241	241		
525041	E-mail Service Charge - 1	81	40	81	81		
525042	Sharepoint Service Charge	0	0	0	0		
525100	Postage	0	0	35	35		
525210	Conference, Meeting & Training Expense	2,219	917	2,725	2,725		
525230	Subscriptions, Dues, & Books	329	229	335	335		
525240	Personal Mileage Reimbursement	0	0	115	115		
529903	Contingency	0	0	62,631	0		
	*** Total Operating**	**3,427**	**1,647**	**67,191**	**4,517**	**0**	**0**
	**** Total Personnel & Operating**	**85,652**	**36,943**	**141,832**	**80,027**	**0**	**0**
	Capital						
540000	Small Tools & Minor Equipment	0	0	200	200		
540010	Minor Software	0	0	0	0		
	All Other Equipment	0	0	0	0		
	**** Total Capital**	**0**	**0**	**200**	**200**	**0**	**0**
	***** Total Budget Appropriation**	**85,652**	**36,943**	**142,032**	**80,227**	**0**	**0**

SECTION V. - PROGRAM OVERVIEW

Summary of Programs:

Program I - Administration
Program II -
Program III -

Program I: Administration

Objectives:
To achieve and maintain a high standard of accuracy, completeness, and timeliness regarding the County's grants and special revenue funds. To assist and advise County Council, County Administrator, other department heads and program managers on any grant or special revenue issues. To maintain the official grant records of the County. To develop and maintain county-wide systems and internal controls for the grants and special revenue funds. To provide a friendly and efficient service when gather and process information needed by other departments and the public.

Program II:

Objectives:

Program III:

Objectives:

SERVICE LEVELS

Service Level Indicators:

	Actual FY 2014-15	Estimated FY 2015-16	Projected FY 2016-17
Solicitor Grants	1	1	1
Solicitor Special Revenue	9	9	9
Law Enforcement Grants	11	12	16
LE Special Revenue	25	26	27
Public Safety Grants	4	4	5
PS Special Revenue	4	5	5
Other Grants	21	23	23
Other Special Revenue	41	41	41

SECTION VI. A. - SUMMARY OF REVENUES

461000 - INVESTMENT INTEREST **$ 500**

Interest is earned on the Fund Balance in the account.

801000 - OPERATING TRANSFER FROM GENERAL FUND **$ 50,000**

Transfer from the General Fund to help cover the operating costs of grant administration.

SECTION VI. B. - LISTING OF POSITIONS

Current Staffing Level:

	Full Time Equivalent			
Job TitlePositions	General Fund	Other Fund	Total	Grade
Manager	0.00	1.00	1.00	211
Total Positions	0.00	1.00	1.00	

SECTION VI. C. - OPERATING LINE ITEM NARRATIVES

521000 - OFFICE SUPPLIES $ 736

Funds are used to purchase special 4-part file folders for the grants and special revenue funds and other miscellaneous supplies as needed.

File folders (5 boxes @ $57.80)	$289.00
Toner Cartridge (2 @ $135.03)	$270.06
Color Paper (4 reams @ $4.31)	$17.24
Paper for Printer (2 cases @ $43.13)	$86.26
Pens, pencils, & other office products	$43.30
Storage boxes	$30.00

521100 - DUPLICATING $ 225

Funds will be used to photocopy monthly reports, quarterly reports, and other documents related to grants and special revenue programs.

Copier Machine Usage cost ($0.03) x 7,500 copies $225.00

524201 - GENERAL TORT LIABILITY INSURANCE $ 24

To cover the cost of general tort liability insurance.

Manager of Grants 1.00 position $24

525000 - TELEPHONE $ 241

To cover the cost of telephone service and voicemail.

Cost per line	$18.00
Voicemail Cost	$1.00
6% sales tax	$0.92
1% local tax	$0.15
	$20.07

Existing line $20.07 x 12 months $240.84

525041 – E-MAIL SERVICE CHARGES $ 81

To cover monthly e-mail services charges.

12 months x 1 e-mail account @ $6.75 = $81.00

525100 - POSTAGE $ 35

Postage cost for mailing out grant related items.

525210 – CONFERENCE, MEETING & TRAINING EXPENSE $ 2,725

To cover the costs of attending the National and South Carolina GFOA conferences to keep up-to-date in the ever changing accounting field and reporting changes. To cover the cost of attending the certification program offered by GFOASC, plus the cost of needed materials. There might also be the need to attend a workshops, seminars or conference to gain information on grants or special revenue programs.

Conference & Meetings:

GFOA (National Finance Officer Annual Conference)	$1,650
GFOASC Fall Conference in Myrtle Beach (October 2016)	$750
GFOASC Spring Conference in Columbia (May 2017)	$80
Other Training Sessions	$245

525230 - SUBSCRIPTIONS, DUES, & BOOKS $ 335

Funds are used for membership dues to the following professional organizations.

National GFOA annual membership	$235
GFOASC annual membership (1)	$100

525240 - PERSONAL MILEAGE REIMBURSEMENT $ 115

Mileage reimbursement required when using personal vehicles to travel to meetings, etc.

200 miles @ $0.575 = $115.00

SECTION VI. D. - CAPITAL LINE ITEM NARRATIVES

CAPITAL REQUEST

540000 - SMALL TOOLS & MINOR EQUIPMENT **$ 200**

Funds will be used to purchase minor equipment as needed.

COUNTY OF LEXINGTON
PASS-THRU GRANTS
Annual Budget
Fiscal Year - 2016-17

Object Code	Revenue Account Title	Actual 2014-15	Received Thru Dec 2015-16	Amended Budget Thru Dec 2015-16	Projected Revenues Thru Jun 2015-16	Requested 2016-17	Recommend 2016-17	Approved 2016-17
	***Pass-Thru-Grants 2999:**							
	Revenues:							
452100	Town Recorders Fees	128,744	58,980	129,976	129,976	131,276		
461000	Investment Interest	1,745	1,221	1,000	1,000	1,500		
827750	RET from P&D / Contractor Performance Bd	1,796	0	0	0	0		
	**** Total Revenue**	132,285	60,201	130,976	130,976	132,776	0	0
	*****Total Appropriation**				903,872	117,961	0	0
	FUND BALANCE Beginning of Year				793,141	20,245	20,245	20,245
	FUND BALANCE - Projected End of Year				20,245	35,060	20,245	20,245

Fund: 2999
Organization: 142000 - Magistrate Court Services (Personnel Costs)
Organization: 999900 - Non-departmental (Special Projects)

Object Code	Expenditure Classification	2014-15 Expend	2015-16 Expend (Dec)	2015-16 Amended (Dec)	2016-17 Requested	*BUDGET* 2016-17 Recommend	2016-17 Approved
	Personnel: (Organization - 142000)						
510100	Salaries & Wages	105,599	48,175	106,340	96,351		
511112	FICA - Employer's Portion	7,942	3,609	8,136	7,371		
511114	PORS - Employer's Portion	12,299	5,781	14,612	13,239		
511130	Workers Compensation	1,489	777	888	1,000		
511214	PORS - Emplr. Port. (Retiree)	1,862	839	0	0		
	*** Total Personnel**	**129,191**	**59,181**	**129,976**	**117,961**	**0**	**0**
	Operating Expenses: (Organization - 999900)						
5R0141	Cherokee Shores Phase I	0	0	3,090	0		
5R0142	Kaminer Subdivision	180	0	6,733	0		
5R0143	Woodland Pond Subdivision	0	0	6,780	0		
5R0144	Whispering Glen Subdivision	11,365	0	18,311	0		
5R0155	Palmetto Shores Subdivision	0	0	626,397	0		
5R0182	Buena Vista Subdivision	0	0	1,796	0		
5R0184	Park West, Phase I	0	0	30,072	0		
5R0185	Sweetgrass Courtyard	0	0	23,000	0		
5R0186	Wild Meadows, Phase I	23,878	0	26,432	0		
5R0196	Hope Springs Phase I	14,750	0	0	0		
5R0197	Hope Springs Phase II A	0	0	31,285	0		
	*** Total Operating**	**50,173**	**0**	**773,896**	**0**	**0**	**0**
	**** Total Personnel & Operating**	**179,364**	**59,181**	**903,872**	**117,961**	**0**	**0**
	Capital						
	**** Total Capital**	**0**	**0**	**0**	**0**	**0**	**0**
	***** Total Budget Appropriation**	**179,364**	**59,181**	**903,872**	**117,961**	**0**	**0**

COUNTY OF LEXINGTON
RED BANK CROSSING RENTAL PROPERTIES
Combined Annual Budget
Fiscal Year 2016-17

Fund: 5601
Division: Non-Departmental

Summary Page	2014-15 Actual	2015-16 Actual (Dec)	2015-16 Amended (Dec)	2016-17 Requested	*BUDGET* 2016-17 Recommend	2016-17 Approved
Activity From Operations:						
Revenues:						
450000 Rental Income	74,972	37,545	98,485	101,085		
461000 Investment Interest	591	398	200	200		
469917 Bad Debt Settlement	10,000	0	0	0		
Total Revenue	**85,563**	**37,943**	**98,685**	**101,285**	**0**	**0**
Expenses:						
Total Personnel & Operating	39,956	29,429	84,485	73,862	0	0
Depreciation	13,652	0	14,000	14,000		
Capital Outlay	0	0	0	47,609	0	0
***Total Expense**	**53,608**	**29,429**	**98,485**	**135,471**	**0**	**0**
Noncash Expenses:						
Depreciation: Add Back In	13,652	0	14,000	14,000	0	0
Net Cash	**45,607**	**8,514**	**14,200**	**(20,186)**	**0**	**0**
Income Calculation:						
Capital Outlay: Add Back In	0	0	0	47,609	0	0
Net Income (Loss)	**31,955**	**8,514**	**200**	**13,423**	**0**	**0**
FUND BALANCE						
Beginning - Cash/Fund Balance			290,082	304,282	304,282	304,282
FUND BALANCE						
End of Year - Projected - Cash/Fund Balance			304,282	284,096	304,282	304,282

COUNTY OF LEXINGTON
RED BANK CROSSING RENTAL PROPERTIES
Annual Budget
Fiscal Year 2016-17

Fund: 5601
Division: Non-Departmental
Organization: 999900 - Non-Departmental

Object Code	Expenditure Classification	2014-15 Expend	2015-16 Expend (Dec)	2015-16 Amended (Dec)	2016-17 Requested	BUDGET 2016-17 Recommend	BUDGET 2016-17 Approved
	Personnel						
	*** Total Personnel**	**0**	**0**	**0**	**0**	**0**	**0**
	Operating Expenses						
520103	Landscape/Ground Maintenance	7,022	2,214	11,800	11,800		
520231	Garbage Pickup Service	2,145	894	4,290	4,480		
520232	Parking Lot Sweeping	634	283	2,080	2,080		
520500	Legal Services	0	0	2,500	2,500		
522000	Building Repairs & Maintenance	5,789	4,012	5,000	5,000		
524000	Building Insurance	1,059	968	1,112	1,112		
525391	Util/Red Bank Crossing	0	0	1,800	1,200		
529903	Contingency	0	0	32,218	10,000		
530100	Depreciation	13,652	0	14,000	14,000		
538200	Bad Debt	0	0	0	0		
538500	Property Taxes	23,307	21,058	23,685	21,690		
	*** Total Operating**	**53,608**	**29,429**	**98,485**	**73,862**	**0**	**0**
	**** Total Personnel & Operating**	**53,608**	**29,429**	**98,485**	**73,862**	**0**	**0**
	Capital				47,609		
	**** Total Capital**	**0**	**0**	**0**	**47,609**	**0**	**0**
	***** Total Expenses**	**53,608**	**29,429**	**98,485**	**121,471**	**0**	**0**

SECTION IV

COUNTY OF LEXINGTON
Capital Item Summary
Fiscal Year - 2016 - 2017

Fund # 5601 Fund Title: Rental Porpeties - Red Bank Crossing
Organization # 999900 Organization Title: Non-Departmental - RBC
Program : 999 Program Title: Capital Item

Qty	Item Description	***BUDGET*** 2016-2017 Requested Amount
1	Replacement of six (6) HVAC units on rental units	46,700
1	Replacement of Mailbox Receptacle	909
	**** Total Capital (Transfer Total to Section III)**	**47,609**

SECTION V - PROGRAM OVERVIEW

Summary of Programs:

Program I – Red Bank Crossing / Rental Property

Objectives:

- Collect rent from seven (7) tenants
- House state agencies (DSS & H&HS), no rent received
- Keep building/property area clean and properly maintained
- Provide prompt and friendly customer service to all the tenants

Program I: Red Bank Crossing /Rental Property

Property, formerly a Winn-Dixie store and eight (8) additional store front spaces, were purchased in December 2007 for the purpose of having additional office space and to maintain the lease agreements with current tenants. The former Winn Dixie and CVS tenant spaces were renovated to provide space for the two (2) state agencies. Operations in this renovated space began in June 2010 and were completed in July 2011.

SECTION VI. - LINE ITEM NARRATIVES

SECTION VI. A. - LISTING OF REVENUES

450000 – RENTAL INCOME **$101,085**

This is the rent paid by tenants in the seven spaces available at Red Bank Crossing.

Sorinex Exercise Equipment	12 months @ $1,610.00 = $19,320.00
Palmetto Kempo Karate	12 months @ $1,600.00 = $19,200.00
Defender Shooting/Tego Tactical	12 months @ $1,025.00 = $12,300.00
Cut-N-Up Hair Salon	12 months @ $ 825.00 = $ 9,900.00
Palmetto Café	12 months @ $1,025.00 = $12,300.00
State Farm Insurance	12 months @ $1,000.00 = $12,000.00
MBAJ Architecture	12 months @ $1,338.75 = $16,065.00

Total rental income $ 101,085.00

SECTION VI. C. - OPERATING LINE ITEM NARRATIVES

520103 – LANDSCAPING/GROUND MAINTENANCE **$11,800**

Landscaping, cutting grass, trim bushes, edging curbs, sign posts, pick up trash on grounds
12mos @ $600.00 mo. = $7,200.00

Hardwood mulch applied once per year - $4,600.00

$7,200.00 + $4,600.00 = $11,800.00

520231 - GARBAGE PICKUP SERVICE **$4,480**

Garbage pickup – two (2) each eight cubic yard containers and service twice per week (Tuesdays & Fridays)
12 mos. x $374.00/month = $4,480.00

520232 – PARKING LOT SWEEPING **$2,080**

Parking lot sweeping: once a week ($40.00.each)
52 x $40.00 = $2,080 annual cost

520500 – LEGAL SERVICES **$2,500**

Legal fees from County Attorney costs

522000 – BUILDING REPAIRS & MAINTENANCE **$5,000**

Small repairs and maintenance of building

524000 - BUILDING INSURANCE **$1,112**

12 months coverage

525300 - UTILITIES **$1,200**

Covers electrical from SCE&G
Old Winn Dixie Building and CVS (Utilities paid by state agencies)
Parking lot lighting for 12 mos. @ $100/month = $1,200.00
Total SCE&G = **$1,200.00**

529000 - UNCLASSIFIED **$0**

Funds are used for unexpected expenses not budgeted.

538500 – PROPERTY TAXES **$21,690**

Funds are used for property taxes assessed on the rental space.
All units are being rented and assessed property taxes this year.
FY 15-16 expense $21,058.22 x 1.03% = $ 21,689.96

SOLID WASTE MANAGEMENT
Combined Annual Budget
Fiscal Year 2016-17

Fund: 5700
Division: Public Works-Solid Waste

Summary Page	2014-15 Actual	2015-16 Actual (Dec)	2015-16 Amended (Dec)	2016-17 Requested	*BUDGET* 2016-17 Recommend	2016-17 Approved
Activity From Operations:						
Revenues:						
Property Taxes	9,625,223	1,337,098	9,745,363	9,876,012		
Landfill Revenue Fees	2,244,363	1,037,362	2,307,915	2,638,081		
Other Revenues	56,112	66,552	330,500	172,000		
Total Revenues	**11,925,698**	**2,441,012**	**12,383,778**	**12,686,093**	**0**	**0**
Expenses:						
Total Personnel & Operating	8,409,028	3,835,829	9,496,455	10,530,659		
Depreciation	892,370	0	876,700	942,700		
Capital Outlay	26,274	707,776	5,304,824	957,798		
Operating Transfers	87,677	92,548	92,548	118,525		
Total Expenses	**9,415,349**	**4,636,153**	**15,770,527**	**12,549,682**	**0**	**0**
Sub-Total	**2,510,349**	**(2,195,141)**	**(3,386,749)**	**136,411**	**0**	**0**
Noncash Expenses:						
Depreciation: Add Back In	892,370	0	876,700	942,700	0	0
Total Expenses (Cash Basis)	**8,522,979**	**4,636,153**	**14,893,827**	**11,606,982**	**0**	**0**
Net Cash	**3,402,719**	**(2,195,141)**	**(2,510,049)**	**1,079,111**	**0**	**0**
Income Calculation:						
Capital Outlay: Existing	26,274	707,776	5,304,824	**957,798**	**0**	**0**
Total Expenses (Income Basis)	**9,389,075**	**3,928,377**	**10,465,703**	**11,591,884**	**0**	**0**
Net Income (Loss)	**2,536,623**	**(1,487,365)**	**1,918,075**	**1,094,209**	**0**	**0**
Contingency			3,119,649	100,000		
FUND BALANCE Beginning - Fund Balance - Cash/Fund Balance			13,750,396	14,359,996	14,359,996	14,359,996
FUND BALANCE End of Year - Projected - Cash/Fund Balance			14,359,996	15,539,107	14,359,996	14,359,996

COUNTY OF LEXINGTON
SOLID WASTE MANAGEMENT
Annual Budget
FY 2016-17 Estimated Revenues & Other Funding Sources

Fund: 5700 Division: Public Works Revenue Account Title		Actual Receipts 2010-11	Actual Receipts 2011-12	Actual Receipts 2012-13	Actual Receipts 2013-14	Actual Receipts 2014-15	Received Thru Dec 2015-16	Amended Budget Thru Dec 2015-16	Projected Revenue Thru Jun 2015-16	Requested 2016-17	Recommend 2016-17	Approved 2016-17
	* Undesignated Revenues 5700 :											
	Property Taxes:	7.762 Mills	7.889 Mills	7.939 Mills	8.217 Mills	8.217 Mills	8.177 Mills	8.177 Mills	8.177 Mills	8.177 Mills	8.177 Mills	8.177 Mills
410000	Current Property Taxes	6,027,269	6,436,057	6,556,356	6,894,995	7,016,004	693,845	7,328,171	7,328,171	7,328,171		
410500	Homestead Exemption Reimburse.	270,045	282,612	297,304	319,687	338,191	0	300,000	300,000	330,000		
410520	Manufacturer's Exempt. Reimburse.	29,091	30,533	30,924	32,682	32,788	0	30,000	30,000	32,000		
410530	State Sales & Use Tax Credit	175,645	154,906	168,974	170,249	162,386	15,774	187,902	187,902	187,902		
410540	Lease Purchase Tax Credit	0	3,536	200	1	1	0	0	0	0		
411000	Current Vehicle Taxes	807,352	846,317	986,045	1,045,106	1,136,502	504,800	1,100,628	1,100,628	1,100,628		
412000	Current Tax Penalties	13,125	13,871	12,813	12,922	13,439	60	13,000	13,000	13,400		
413000	Delinquent Taxes	338,089	319,673	542,937	333,930	327,005	107,395	300,000	300,000	320,000		
414000	Delinquent Tax Penalties	51,081	47,812	47,127	46,162	45,360	16,175	45,000	45,000	45,000		
417100	Fee in Lieu of Taxes	301,828	329,560	329,548	403,751	493,824	(12,962)	403,751	403,751	480,000		
417120	FILOT - Prior Year	0	0	0	0	20,220	0	0	0	0		
417130	FILOT - Manufacturer's Tax Exemp	13,821	21,751	25,801	20,747	21,146	0	20,746	20,746	20,746		
417150	FILOT - Fee for Services	4,329	4,120	4,025	4,166	4,166	0	4,165	4,165	4,165		
418000	Motor Carrier Payments	12,551	11,206	11,994	12,962	14,191	12,011	12,000	12,000	14,000		
419900	Tax Refunds	0	0	0	0	0	0	0	0	0		
	Total Property Taxes	8,044,226	8,501,954	9,014,048	9,297,360	9,625,223	1,337,098	9,745,363	9,745,363	9,876,012	0	0
	Landfill Revenue Sources:											
430850	Credit Report Fees	250	150	175	200	300	75	200	200	150		
434000	Landfill Fees	1,239,031	1,417,194	1,404,680	1,625,151	1,900,162	895,639	1,808,061	1,808,061	2,300,456		
434100	Landfill Permit Fees	2,035	1,730	2,135	2,420	2,570	1,140	2,500	2,500	2,700		
434200	Garbage Franchise Fees	110,259	111,068	112,549	117,044	119,476	61,410	121,800	121,800	125,200		
434400	Paper Recycling Fees	5,547	6,110	8,878	5,951	4,843	1,817	5,000	5,000	4,800		
434401	Battery Recycling Fees	5,619	3,562	3,007	13,299	15,948	6,836	15,500	15,500	16,000		
434402	Aluminum Recycling Fees	36,370	33,655	41,738	32,191	39,489	7,870	38,000	38,000	30,000		
434403	Plastic Recycling Fees	8,656	10,336	17,666	11,708	9,133	3,997	9,500	9,500	10,000		
434405	White Goods Recycling Fees	262,523	269,814	114,827	125,810	29,954	22,157	30,000	30,000	18,000		
434406	Waste Tire Fees	42,260	45,267	28,149	31,570	32,512	8,591	30,000	30,000	28,000		
434407	Textile Recycling Fees	831	1,142	2,165	1,335	2,067	470	2,000	2,000	1,500		
434408	Cardboard Recycling Fees	50,078	47,792	35,256	27,370	14,965	7,263	17,000	17,000	18,000		
434409	Glass Recycling Fees	4,570	4,840	4,477	4,978	5,509	2,547	4,500	4,500	4,000		
434411	Oil Filter Recycling Fees	1,325	1,025	150	1,901	2,896	225	2,200	2,200	700		
434412	Aluminum Bottle Recycling Fees	0	0	0	0	0	0	0	0	0		
434413	Scrap Aluminum Recycling Fees	3,420	0	0	0	0	0	0	0	0		
434414	Refrigerant Recycling Fees	5,655	3,935	4,215	4,890	3,765	2,145	4,000	4,000	6,000		
434416	Motor Oil Recycling Fees	79,762	105,220	85,822	80,936	45,839	4,385	20,000	20,000	5,200		
434417	Safety Vest Recycling Fees	192	587	135	38	25	25	30	30	75		
434419	Electronics Recycling Fees	309	4,277	1,535	1,672	1,665	707	1,550	1,550	12,300		
434420	Mattress Recycling Fees	0	0	0	0	0	8,268	29,274	29,274	22,000		
437750	Landfill Regulation Fees	150	0	0	0	0	0	0	0	0		
438800	Mulch Sales	1,056	1,603	944	1,804	2,710	306	1,800	1,800	3,000		
438801	Compost Sales	0	0	0	3,056	10,535	1,489	90,000	90,000	30,000		
438802	Compost Sales - Bulk Loads	0	0	0	0	0	0	75,000	75,000	0		
438900	Auction Sales	(21)	0	0	0	0	0	0	0	0		
438905	Cell Phone Sales	0	0	0	535	0	0	0	0	0		
	Total Revenue Sources	1,859,877	2,069,307	1,868,503	2,093,859	2,244,363	1,037,362	2,307,915	2,307,915	2,638,081	0	0
	Other Revenues:											
450100	Ground Lease Agreement	29,600	30,200	30,200	4,800	10,800	5,000	12,000	12,000	12,000		
461000	Investment Interest	44,092	30,179	13,479	56,634	43,341	35,338	28,500	28,500	60,000		
461001	Tax Appeals Interest	0	0	0	0	0	0	0	0	0		
463200	Insurance Claims Reimbursement	0	0	0	0	912	2,555	0	0	0		
467000	Cash Over/Short	(88)	4	10	0	0	0	0	0	0		
469900	Miscellaneous Revenues	0	0	0	145	1,059	1,059	0	0	0		
469901	Sales Tax Discount	0	4	0	0	0	22,600	0	0	0		
469908	Radio Rebanding Reimbursement	0	1,530	0	0	0	0	0	0	0		
490100	Sale of General Fixed Assets	115,416	160,079	(1,627)	15,472	0	0	290,000	290,000	100,000		
490200	Trade-In Allowance on Fixes Assets	0	0	0	0	0	0	0	0	0		
821000	R.E.T. From General Fund	0	0	0	0	0	0	0	0	0		
	Total Other Revenue	189,020	221,996	42,062	77,051	56,112	66,552	330,500	330,500	172,000	0	0
	**** Total Undesignated Landfill Revenues**	10,093,123	10,793,257	10,924,613	11,468,270	11,925,698	2,441,012	12,383,778	12,383,778	12,686,093	0	0

SECTION II

COUNTY OF LEXINGTON
Proposed Revenues
Fines, Fees, and Other
Budget FY 2016-17

Fund #: 5700 Fund Name: Solid Waste Management

Organ. #: 121201 Organ. Name: SW/Administration

Revenue Code	Fee Title	Actual Fees FY 2013-14	Actual Fees FY 2014-15	12/31/2015 Year-to-Date FY 2015-16	Anticipated Fiscal Year Total FY 2015-16	Budget: Units of Service	Budget: Current Fee	Budget: Current Total Estimated Fees FY 2016-17	Budget: Proposed Fee Change	Budget: Total Proposed Estimated Fees FY 2016-17
434419	Electronics Recycling Fee	$ 1,672	$ 1,679	$ 707	$1,550	41 tons	$41 /ton	$1,681	$300 /ton	$12,300
438801	Compost Sales	$ 2,158	$ 11,067	$ 2,056	$ 24,385	3,000	$30/ton	$ 90,000	$10/ton	$ 30,000
438802	Compost Sales - Bulk Loads*	$ -	$ -	$ -	$ -	0	$15/ ton	$ -	$0	$ -

*Eliminating this account and fee

SECTION II
Proposed revenues
Budget Summary – FY 2016-2017

- 434419 Electronics Recycling Fee – Increase to the commercial electronics recycling fee from $41.00 per ton ($0.02 per pound) to $300 per ton ($0.15 per pound) based on increased cost of electronics recycling operations.

- 438801 Compost Sales Fee – Reduction in the rate per ton from $30 per ton to $10 per ton is recommended based on market fee back and stimulating product sales.

- 438802 Compost Sales Fee – Bulk Rate – Elimination of Bulk Load Rate fee – no longer required. ton
  .

COUNTY OF LEXINGTON
Combined Annual Budget - Enterprise Fund
Fiscal Year 2016-17

Fund 5700
Division: Public Works-Solid Waste
Organization: Solid Waste - All Departments

Object Expenditure Code	Classification	2015-16 Amended (Dec)	2016-17 Requested (Total)	BUDGET Admin.	Acctg. & Collections	Collection Stations	Landfill Operations	321 Landfill	Transfer Station	Recycling	Non-Departmental
	Personnel										
510100	Salaries & Wages	733,582	780,479	207,991	86,370	69,045	285,090	0	107,075	24,908	0
510200	Overtime	43,000	45,000	0	1,000	1,000	25,000	0	18,000	0	0
510300	Part Time	355,000	463,366	0	50,244	249,394	0	0	0	163,728	0
511112	FICA Cost	89,220	100,346	15,911	10,527	24,437	23,722	0	9,415	14,431	1,903
511113	State Retirement	128,989	145,271	23,004	15,220	35,330	34,389	0	13,649	20,920	2,759
511120	Insurance Fund Contribution	140,400	140,400	23,400	23,400	11,700	58,500	0	19,500	3,900	0
511130	Workers Compensation	80,318	77,489	4,523	424	19,204	24,301	0	9,490	18,131	1,416
519901	Salaries & Wages Adjustment Account	34,676	24,877								24,877
	*** Total Personnel**	**1,605,185**	**1,777,228**	**274,829**	**187,185**	**410,110**	**451,002**	**0**	**177,129**	**246,018**	**30,955**
	Operating Expenses										
520100	Contracted Maintenance	197,155	195,581	0	0	775	156,022	0	38,784	0	0
520103	Landscaping/Ground Maintenance	3,000	3,400	0	0	3,400	0	0	0	0	0
520200	Contracted Services	5,270,236	5,834,008	20,000	0	894,191	163,660	37,000	4,658,825	60,332	0
520219	Water & Other Beverage Service	4,155	4,155	0	0	3,161	0	0	994	0	0
520233	Towing Service	1,455	1,455	65	0	130	260	0	0	1,000	0
520239	E-Waste Recycling	64,800	207,500	0	0	0	0	0	0	207,500	0
520300	Professional Services	310,090	395,110	0	800	49,500	137,725	187,960	19,125	0	0
520302	Drug Testing Services	1,530	1,530	0	0	150	791	0	339	250	0
520303	Accounting/Auditing Services	2,500	2,500	0	2,500	0	0	0	0	0	0
520305	Infectious Disease Services	2,768	1,986	331	331	0	662	0	331	331	0
520400	Advertising & Publicity	7,424	4,411	2,411	0	2,000	0	0	0	0	0
520500	Legal Services	42,138	3,500	3,500	0	0	0	0	0	0	0
520601	Landfill Monitoring - Batesburg	53,500	52,350	0	0	0	52,350	0	0	0	0
520602	Landfill Monitoring - Edmund	47,000	47,900	0	0	0	47,900	0	0	0	0
520603	Landfill Monitoring - Chapin	37,000	34,000	0	0	0	34,000	0	0	0	0
520620	EPA Cost	49,561	30,000	0	0	0	0	30,000	0	0	0
520702	Technical Currency & Support	1,600	1,600	0	1,600	0	0	0	0	0	0
521000	Office Supplies	3,800	3,800	600	2,000	600	0	0	500	100	0
521100	Duplicating	638	810	200	200	100	100	10	100	100	0
521200	Operating Supplies	175,979	181,462	3,600	2,500	16,660	145,353	0	4,849	8,500	0
521220	Closure Operating Supplies	100,452	79,052	0	0	0	79,052	0	0	0	0
521214	Safety Supplies	2,000	3,500	500	3,000	0	0	0	0	0	0
521402	Occupational Health Supplies	500	500	0	200	100	0	0	0	200	0
521601	Sign Materials	1,000	1,000	1,000	0	0	0	0	0	0	0
522000	Building Repairs & Maintenance	95,750	94,810	0	0	35,000	9,010	0	50,800	0	0
522050	Generator Repairs & Maintenance	2,400	1,659	0	0	0	1,659	0	0	0	0
522100	Heavy Equipment Repairs & Maintenance	262,090	307,624	0	0	33,000	159,135	0	111,489	4,000	0
522200	Small Equipment Repairs & Maintenance	42,555	42,780	0	500	500	0	0	6,780	35,000	0
522201	Fuel Site Repairs & Maintenance	1,550	1,550	0	0	0	1,325	0	225	0	0
522300	Vehicle Repairs & Maintenance	22,000	25,400	1,000	0	4,000	8,400	0	0	12,000	0

Fund 5700
Division: Public Works-Solid Waste
Organization: Solid Waste - All Departments

Fiscal Year 2016-17

Object Code	Expenditure Classification	2015-16 Amended (Dec)	2016-17 Requested (Total)	BUDGET Admin.	Acctg. & Collections	Collection Stations	Landfill Operations	321 Landfill	Transfer Station	Recycling	Non-Departmental
	Con't:										
523200	Equipment Rental	92,888	104,444	0	0	0	102,370	0	2,074	0	0
524000	Building Insurance	4,069	4,192	310	0	2,762	0	0	1,120	0	0
524100	Vehicle Insurance	6,006	7,098	546	0	1,092	3,822	0	0	1,638	0
524101	Comprehensive Insurance	33,879	33,490	0	0	123	29,041	0	3,807	519	0
524201	General Tort Liability Insurance	3,617	3,728	645	73	637	1,331	0	808	234	0
524202	Surety Bonds	0	0	0	0	0	0	0	0	0	0
524900	Data Processing Equipment Insurance	104	107	0	107	0	0	0	0	0	0
525000	Telephone	9,566	9,530	4,068	0	5,462	0	0	0	0	0
525004	WAN Service Charges	6,360	6,360	6,360	0	0	0	0	0	0	0
525006	GPS Monitoring Charges	5,005	5,914	228	0	455	3,866	0	455	910	0
525020	Pagers and Cell Phones	440	228	0	0	228	0	0	0	0	0
525021	Smart Phone Charges	2,760	4,176	2,268	636	636	0	0	636	0	0
525030	800 MHz Radio Service Charges	11,101	11,172	1,176	1,176	1,176	4,116	0	1,764	1,764	0
525031	800 MHz Radio Maintenance	2,102	2,177	229	229	229	802	0	344	344	0
525041	E-mail Service Charges	811	1,033	387	387	129	65	0	65	0	0
525042	Sharepoint Service Charges	0	0	0	0	0	0	0	0	0	0
525100	Postage	9,340	9,340	8,740	600	0	0	0	0	0	0
525210	Conference, Meeting & Training Expenses	4,042	6,774	3,898	0	0	1,042	0	1,834	0	0
525230	Subscriptions, Dues, & Books	1,810	2,137	1,227	0	0	800	0	110	0	0
525240	Personal Mileage Reimbursement	1,700	2,386	2,136	150	100	0	0	0	0	0
525250	Motor Pool Reimbursement	50	50	50	0	0	0	0	0	0	0
525315	Utilities - Landfill (Cayce 321)	30,000	32,000	0	0	0	0	32,000	0	0	0
525317	Utilities - Landfill (Edmund)	36,100	37,200	16,200	0	0	12,000	0	9,000	0	0
525318	Utilities - Convenience Stations	83,750	79,200	0	0	79,200	0	0	0	0	0
525400	Gas, Fuel, & Oil	221,535	167,267	826	0	8,768	125,296	0	13,642	18,735	0
525405	Small Equipment Fuel	3,510	2,818	0	0	1,318	1,500	0	0	0	0
525600	Uniforms & Clothing	16,059	19,264	780	500	4,008	6,813	0	3,017	4,146	0
526500	Licenses & Permits	6,150	6,150	0	0	250	3,200	2,000	700	0	0
527040	Outside Personnel (Temporary)	502,845	495,148	0	0	495,148	0	0	0	0	0
529903	Contingency	3,119,649	100,000	0	0	0	0	0	0	0	100,000
530100	Depreciation	876,700	942,700	4,500	700	200,000	625,000	6,500	50,000	56,000	0
534027	Keep America Beautiful Program	21,065	22,065	22,065	0	0	0	0	0	0	0
538000	Claims & Judgments (Litigation)	550	550	0	0	250	100	0	100	100	0
538600	SCDHEC - Administrative Order	10,000	10,000	0	0	0	10,000	0	0	0	0
538500	Property Taxes	1,939	2,500	0	0	0		2,500		0	0
	*** Total Operating**	**11,932,128**	**9,696,131**	**109,846**	**18,189**	**1,845,238**	**1,928,568**	**297,970**	**4,982,617**	**413,703**	**100,000**
	**** Total Personnel & Operating**	**13,537,313**	**11,473,359**	**384,675**	**205,374**	**2,255,348**	**2,379,570**	**297,970**	**5,159,746**	**659,721**	**130,955**
	Capital Items	5,304,824	957,798	2,331	5,475	427,080	213,000	0	299,212	10,700	0
	**** Total Capital**	**5,304,824**	**957,798**	**2,331**	**5,475**	**427,080**	**213,000**	**0**	**299,212**	**10,700**	**0**
815701	Op Trn to Solid Waste Post Closure	92,548	118,525	0	0	0	118,525	0	0	0	0
	*****Total Budget Appropriation**	**18,934,685**	**12,549,682**	**387,006**	**210,849**	**2,682,428**	**2,711,095**	**297,970**	**5,458,958**	**670,421**	**130,955**

COUNTY OF LEXINGTON
SOLID WASTE MANAGEMENT
Annual Budget
Fiscal Year 2016-17

Fund: 5700
Division: Public Works-Solid Waste
Organization: 121201 - Solid Waste / Administration

Object Code	Expenditure Classification	2014-15 Expenses	2015-16 Expenses (Dec)	2015-16 Amended (Dec)	2016-17 Requested	BUDGET 2016-17 Recommend	BUDGET 2016-17 Approved
	Personnel						
510100	Salaries & Wages - 3	187,847	78,405	187,788	207,991		
511112	FICA Cost	13,311	5,514	14,366	15,911		
511113	State Retirement	25,357	8,671	20,769	23,004		
511120	Insurance Fund Contribution - 3	23,400	11,700	23,400	23,400		
511130	Workers Compensation	3,945	1,828	3,928	4,523		
	*** Total Personnel**	**253,860**	**106,118**	**250,251**	**274,829**	**0**	**0**
	Operating Expenses						
520200	Contracted Services	10,632	5,049	15,000	20,000		
520233	Towing Services	0	0	65	65		
520305	Infectious Disease Services	0	81	346	331		
520400	Advertising & Publicity	10	23	2,424	2,411		
520500	Legal Services	108,318	13,550	42,138	3,500		
521000	Office Supplies	161	160	600	600		
521100	Duplicating	185	82	128	200		
521200	Operating Supplies	1,483	16	1,500	3,600		
521214	Safety Supplies	0	0	500	500		
521601	Sign Materials	682	0	1,000	1,000		
522300	Vehicle Repairs & Maintenance	2	535	1,000	1,000		
524000	Building Insurance	286	238	301	310		
524100	Vehicle Insurance - 1	530	530	546	546		
524201	General Tort Liability Insurance	608	608	626	645		
524202	Surety Bonds	17	0	0	0		
525000	Telephone	3,985	1,992	4,200	4,068		
525004	WAN Service Charges	6,359	3,180	6,360	6,360		
525006	GPS Monitoring Charges - 1	227	114	228	228		
525021	Smart Phone Charges	2,038	704	2,100	2,268		
525030	800 MHz Radio Service Charges - 2	1,043	457	1,176	1,176		
525031	800 MHz Radio Maintenance - 1	216	0	210	229		
525041	E-mail Service Charges - 3	243	102	243	387		
525100	Postage	0	0	8,740	8,740		
525210	Conference, Meeting & Training Expenses	478	0	2,500	3,898		
525230	Subscriptions, Dues, & Books	1,272	220	800	1,227		
525240	Personal Mileage Reimbursement	2,105	222	1,500	2,136		
525250	Motor Pool Reimbursement	0	0	50	50		
525317	Utilities - L/F Edmund	15,115	7,713	15,600	16,200		
525400	Gas, Fuel, & Oil	785	365	1,000	826		
525600	Uniforms & Clothing	0	0	100	780		
530100	Depreciation	4,356	0	9,800	4,500		
534027	Keep America Beautiful Program	21,065	10,533	21,065	22,065		
535110	2015 Emergency Rain Event	0	738	0	0		
	*** Total Operating**	**182,201**	**47,212**	**141,846**	**109,846**	**0**	**0**
	**** Total Personnel & Operating**	**436,061**	**153,330**	**392,097**	**384,675**	**0**	**0**

COUNTY OF LEXINGTON
SOLID WASTE MANAGEMENT
Annual Budget
Fiscal Year 2016-17

Fund: 5700
Division: Public Works
Organization: 121201 - Solid Waste / Administration

Object Code	Expenditure Classification	2014-15 Expenses	2015-16 Expenses (Dec)	2015-16 Amended (Dec)	2016-17 Requested	BUDGET 2016-17 Recommend	BUDGET 2016-17 Approved
	Capital						
540000	Small Tools & Minor Equipment	554	640	682	500		
540010	Minor Software	218	397	397	300		
599999	Capital Clearing	(184)	0	0	0		
	All Other Equipment	184	1,162	2,412	1,531		
	**** Total Capital**	**772**	**2,199**	**3,491**	**2,331**	**0**	**0**
	***** Total Expenses**	**436,833**	**155,529**	**395,588**	**387,006**	**0**	**0**

SECTION IV

COUNTY OF LEXINGTON
Capital Item Summary
Fiscal Year - 2016 - 2017

Fund # 5700 Fund Title: Solid Waste Management
Organization # 121201 Organization Title: Solid Waste / Administration
Program # Program Title: Administration

Qty	Item Description	***BUDGET*** 2016-2017 Requested Amount
	Small Tools and Minor Equipment	$500
	Minor Software	$300
1	I-Pad w/Cover - ADDNL	$641
1	F1A PC RPL	$890
	** Total Capital (Transfer Total to Section III)	**2,331**

SECTION V – PROGRAM OVERVIEW

Summary of Program:

Objectives:

To achieve and maintain a high standard of accuracy, completeness, timeliness and environmental efficiency in carrying out the duties of Solid Waste Management to the general public, County Council, County Administration, management and external entities. The responsibilities of this office include the supervision, coordination and administration of accounting/collections, collection & recycling centers (11), franchise garbage collection (unincorporated areas), monitoring of closed landfills (4), operation of a construction & demolition landfill, operation of wood grinding and compost facility, operation of a recycled materials processing facility, operation of a municipal solid waste transfer station, and recycling education, collection & processing.

SECTION VI. – LINE ITEM NARRATIVES

SECTION VI. A. – SUMMARY OF REVENUES

SECTION VI. B. – LISTING OF POSITIONS

Current Staffing Level:

Job Title	Full Time Equivalent Positions	Enterprise Fund	Other Fund	Total	Pay Band
*Director	1	1		1	218
*Deputy Director	1	1		1	214
*Recycling Coordinator	1	1		1	210
Total Positions	3	3		3	

(*) Denotes positions requiring insurance.

Attached organization flowchart:

Department of Solid Waste Management
Organization FY 2016-2017

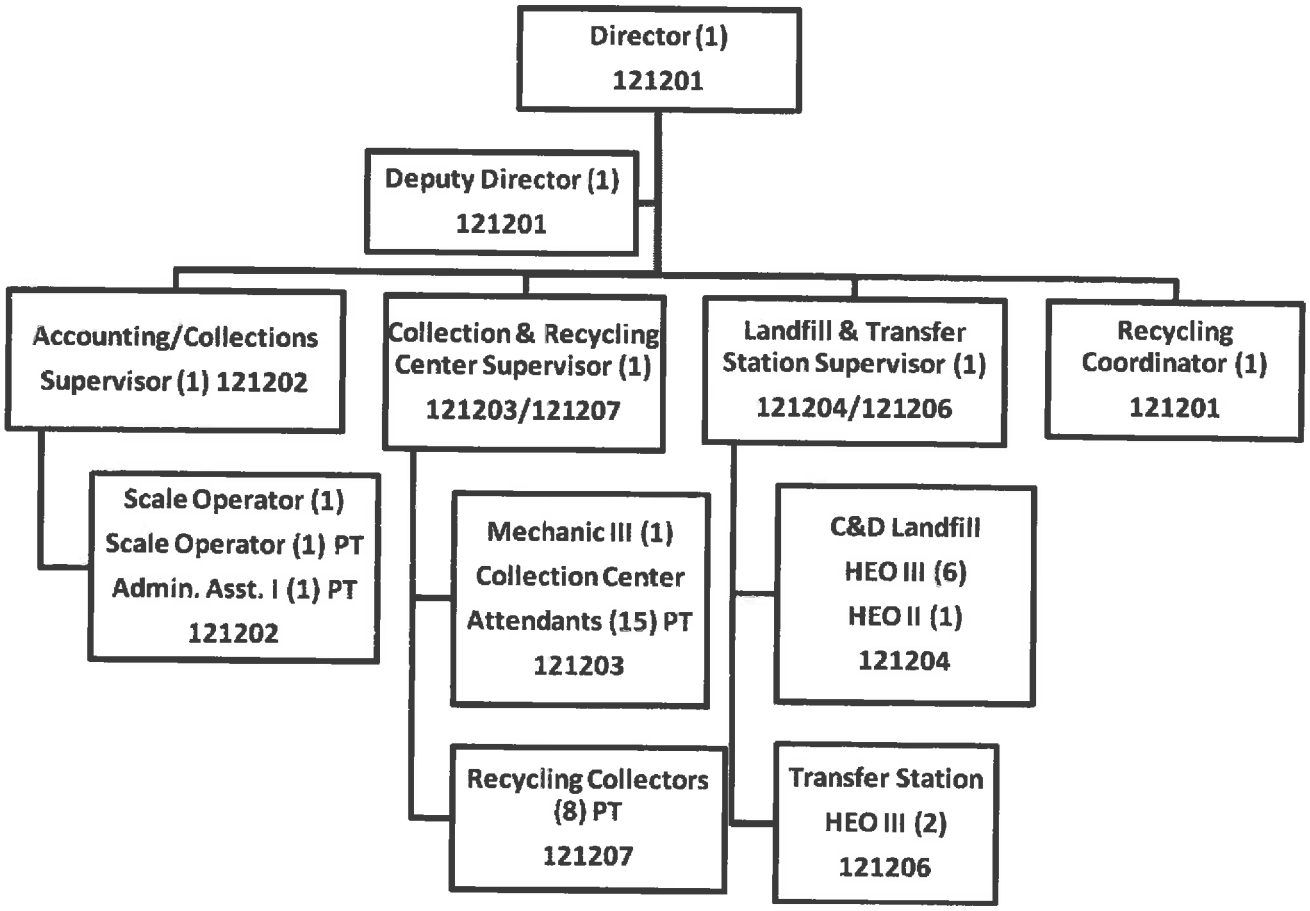

SECTION VI. C. – OPERATING LINE ITEM NARRATIVES

520200 - CONTRACTED SERVICES **$20,000**

To cover the contractor costs for the implementation, setup and operation of Household Hazardous Waste (HHW) Collection Events. Examples of HHW include pesticides, herbicides, cleaners and mercury.
Solid Waste Management and Public Work's Stormwater Management will be partnering on this event, including the cost of the program.

520233 - TOWING SERVICES **$65**

To cover the cost for towing of Admin vehicle, (#34884) if required - $65

520305 – INFECTIOUS DISEASE SERVICES **$331**

To cover the cost for any necessary vaccination for administrative staff.

HepB shot series - $81 per shot x 3 shots in series	=	$243
Hep B Titre - $58 per test x 1	=	58
Tetanas Shot - $ 30 per shot x 1	=	30
Total		$331

520400 - ADVERTISING **$2,411**

Program 1: Administration
To cover the cost of a newspaper publication for the Full Cost Disclosure of Solid Waste Management as required by state legislation and advertisement of Public Hearings for Solid Waste/Processing Facility Applications. This account will also cover the cost of newspaper ads for soliciting applicants for employment - $500.

Program 2: Recycling Education
To cover the cost of newspaper and online ads promoting the County Recycling Program.

Newspaper and Online Ads:

- Free Times $320 per quarter page + $100 online x 1 ad	=	$ 420.00
- The State/Neighbors $515.34 per quarter page x 2 ads	=	$ 1,030.68
- Lexington Chronicle $480.00 per quarter page x 2 ads	=	$ 960.00
Total		$ 2,410.68

520500 - LEGAL FEES **$3,500**

To cover the cost of the County Attorney to draw up contracts, review agreements or contracts prior to signing, update SWM Plan, review or draw up other legal documents for department.

521000 - OFFICE SUPPLIES **$600**

To cover routine office supplies (paper, pens, pencils, file folders, business cards, etc.).

521100 - DUPLICATING **$200**

Program 1: Admin
To cover the cost of making copies of invoices, budget forms, and internal control work papers. (Based on 2,000 copies @ $.04/ea = $ 80)
Program 2: Recycling Education
To cover the cost of making copies of recycling information, reports and grant requests. (Based on 3,000 copies @ $.04/ea = $ 120)

521200 - OPERATING SUPPLIES **$3,600**

Program 1: Admin
To cover the cost of 800MHz radio battery @ $85 and $115 for misc. items = $200.

Program 2: Recycling Education
To cover the cost of supplies for the recycling program to include certificates, plaques, and education materials.

- Recycled content supplies, education supplies	$1,000
- Recycled content supplies and/or promotional items For County Green Team and volunteers	1,000
- Decals for Green Business Program	350
- Printing of updated Green Business brochure	300
- Advertisement A frames (6) x $125 each	750
Total	$ 3,400

521214 - SAFETY SUPPLIES **$500**

These funds will be used to cover the costs for safety supplies, safety videos, safety awards and other supplies necessary to maintain and enhance our safety program.

521601 - SIGN MATERIALS **$1,000**

Program 2: Recycling Education
To cover the cost of signs and sign materials for events and recycling challenges. Planned events include Green is Clean Month, E-Waste events, and Household Hazardous Waste Events.

522300 - VEHICLE REPAIRS & MAINTENANCE **$1,000**

To cover the cost of repairs and maintenance for 2010 Ford Explorer, (#34884) for the Director of SWM - Service and maintenance every 3,000 miles and additional repairs, tires, etc.

524000 - BUILDING INSURANCE **$310**

To cover the cost of allocated building insurance per HR/Risk Management schedule. FY 2015-2016 budget $301 + 3% = $310

524100 - VEHICLE INSURANCE (1) **$546**

To cover the cost of allocated vehicle insurance per HR/Risk Management schedule

524201 - GENERAL TORT LIABILITY INSURANCE **$645**

To cover the cost of general tort liability insurance based on HR/Risk Management schedule. FY 2015-2016 budget $626 + 3% = $645

524202 - SURETY BONDS **$ 0**

To cover the cost of surety bonds $0 x 3 FTE's = $0. This is a non surety bond year.

525000 - TELEPHONE **$4,068**

To cover all of the telephone service (Edmund Facility) for communicating with internal departments as well as Lexington County citizens.

$339 per month X 12 months = $4,068

525004 - WAN SERVICE CHARGES **$6,360**

To cover the cost of Metro"E" data connection for E-mail and Internet access for Solid Waste Dept.
6Mbps @ $530 per month X 12 months =$6,360

525006 – GPS MONITORING CHARGES **$228**

To cover the cost of vehicle GPS monitoring charges for the 2010 Ford Explorer.
$18.95 per month X 12 months =$227.40 or 228

525021 - SMART PHONE CHARGES **$2,268**

Program 1: Admin
To cover the cost of Smart Phones for the Director and Deputy Director for the period of July1, 2016 through June 30, 2017.

Verizon Wireless	Director @ $63/month x (1) x 12	= $ 756
	Deputy Director @ $63/mo x (1) x 12 =	756
	Total	= $1,512

Program 2: Recycling Education
To cover the cost of Smart Phone for Recycling Coordinator for the period of July 1, 2016 through June 30, 2017.
Verizon Wireless @ $63/month x 12= $756

525030 - 800 MHZ RADIO SERVICE CHARGES **$1,176**

800 MHz radio service for Director and Deputy Director @ $49.00/month x 2 x 12 months =$1,176

525031 - 800 MHZ RADIO MAINTENANCE **$229**

800 MHz annual radio maintenance for Director and Deputy Director $114.50/year (Supported) x (2) = $229.

525041 - E-MAIL SERVICE CHARGES **$387**

Program 1: Admin
E-mail charges $10.75/computer/month x 12 months x 2 computers = $ 258

Program 2: Recycling Education
E-mail charges $10.75/computer/month x 12 months x 1 computer = $ 129

525100 - POSTAGE **$8,740**

Program 2: Recycling Education
To cover the cost associated with the mailing of recycling brochures to County curbside residents. This mailing will be targeted to increase recycling volumes on curbside routes.
23,000 pieces x 0.38/piece (bulk rate mailing) = $8,740

525210 - CONFERENCE & MEETING EXPENSES **$3,898**

Program 1: SC SWANA conference

SWANA Registration & Special Courses $		400.00
3 nights lodging $110/night x 3=		330.00
Per Diem (3 nights x $15)		45.00
Mileage 250 miles x $0.55 =		137.50
Total	$	912.50 or $913

SWANA Webinars $99/ online class x 15 classes = $1,485
Total $2,398

Program 2: Recycling Education
2 Green Business Seminars x $750 each = $1,500

525230 - SUBSCRIPTIONS, DUES AND BOOKS **$1,227**

Program 1: Admin

Membership to South Carolina Chapter SWANA for Director	$240
Subscription – Lexington Chronicle	52
Subscription - The State Newspaper	185
Total	$477

Program 2: Recycling Education

iContact subscription for email campaign management – annual contract	$ 350
Membership to Carolina Recycling Association (CRA) for Recycling Coordinator	400
Total	$ 750

525240 - PERSONAL MILEAGE REIMBURSEMENT **$2,136**

Program 1: Admin
To cover the cost associated with the use of a personal vehicle by the Director to attend meetings $18/month x 12 months = $ 216
To cover the cost associated with the use of a personal vehicle by the Deputy Director to attend meetings $10/month x 12 months = $ 120

Program 2: Recycling Education
To cover the cost associated with the use of a personal vehicle by the Recycling Coordinator to attend meetings and educational speaking engagements and events in the performance of job duties. $150/month x 12 = $1,800

525250 - MOTOR POOL REIMBURSEMENT **$50**

To cover the cost associated with the use of Motor Pool Vehicles when assigned vehicle is out of service for repair.

525317 - UTILITIES - EDMUND **$16,200**

To cover the cost of electric utilities for Edmund Landfill based on current monthly charges plus inflation
$1,350/month x 12 months = $ 16,200

525400 - GAS FUEL & OIL **$826**

To cover the cost of fuel for one vehicle for the Director. The cost is based on fuel usage reports obtained from the Fleet Services Department. Ford Explorer (#34884) - 480 gallons per year @ $1.72/gal = $826

525600 – UNIFORMS & CLOTHING **$780**

To cover the cost of (3) pairs of boots and (6) shirts for the Director, Deputy Director and Recycling Coordinator.
(3) pairs of boots x $125/each = $375
(9) Shirts x $45= $405

530100 - DEPRECIATION **$4,500**

To cover the cost of allocated depreciation.

534027 - KEEP THE MIDLANDS BEAUTIFUL PROGRAM **$22,065**

To cover the cost of funding the non-profit organization Keep the Midlands Beautiful. This is a contract agreement between Lexington County and Keep the Midlands Beautiful.

SECTION VI. D. – CAPITAL LINE ITEM NARRATIVES

CAPITAL REQUEST

540000 - SMALL TOOLS & MINOR EQUIPMENT **$500**

Program 1: Admin
To cover the cost of items that may need to be replaced under this category - $500

540010 – MINOR SOFTWARE **$300**

Program 1: Admin
To cover the cost of minor software items that may need to be replaced under this category - $300

5AG000 - (2) I-PAD W/COVER – ADDNL **$641**

Program 2: Recycling Education
To cover the cost of purchasing one (1) 16GB i-pad Air 2 (for i-Phone User) with cover for the Recycling Coordinator. Use of this item will provide the Recycling Coordinator with mobile access to e-mails, correspondence, etc. and use with school and business presentations. – i-pad 16GB- $534 + iPad Air 2 – Logitech Canvas Keyboard case $107 = $641.

5AG000 - (1) F1 PC RPL **$890**

Program 1: Administration
To cover the cost of purchasing one (1) F1 PC RPL as recommended by Information Services.

SECTION IIIA

COUNTY OF LEXINGTON
New Departmental Program Request Summary
Fiscal Year - 2016 - 2017

Fund # 5700 Fund Title: Solid Waste Management
Organization # 121201 Organization Title: Solid Waste / Administration

Object Expenditure Code	Classification	Program # 1 Web Based/ Mobile App	Program # 2 Recycling Intern	Program # 3	Program # 4	Total 2016-2017 Requested
	Personnel					
510100	Salaries #___	0	0	0	0	0
510300	Part Time #0.16 FTE___	0	3,468	0	0	3,468
511112	FICA Cost	0	265	0	0	265
511113	State Retirement	0	385	0	0	385
511114	Police Retirement	0	0	0	0	0
511120	Insurance Fund Contribution #___	0	0	0	0	0
511130	Workers Compensation	0	11	0	0	11
511131	S.C. Unemployment	0	0	0	0	0
	*** Total Personnel**	0	4,129	0	0	4,129
	Operating Expenses					
520100	Contracted maintenance	0	0	0	0	0
520200	Contracted Services	0	0	0	0	0
520300	Professional Services	0	0	0	0	0
520400	Advertising	0	0	0	0	0
521000	Office Supplies	0	50	0	0	50
521100	Duplicating	0	0	0	0	0
522000	Building Repairs and Maintenance	0	0	0	0	0
522100	Equipment Repairs & Maintenance	0	0	0	0	0
522200	Small Equipment Repairs & Maint.	0	0	0	0	0
522300	Vehicle Repairs & Maintenance	0	0	0	0	0
523000	Land Rental	0	0	0	0	0
524000	Building Insurance	0	0	0	0	0
524100	Vehicle Insurance #___	0	0	0	0	0
524101	Comprehensive Insurance #___	0	0	0	0	0
524201	General Tort Liability Insurance	0	0	0	0	0
524202	Surety Bonds	0	0	0	0	0
525000	Telephone	0	0	0	0	0
525100	Postage	0	0	0	0	0
525210	Conference & Meeting Expenses	0	0	0	0	0
525230	Subscriptions, Dues, & Books	0	0	0	0	0
525240	Personal Mileage Reimbursement	0	300	0	0	~~0~~ 300
525318	Utilities - _____	0	0	0	0	0
525400	Gas, Fuel, & Oil	0	0	0	0	0
525600	Uniforms & Clothing	0	0	0	0	0
526500	Licenses & Permits	0	0	0	0	0
	*** Total Operating**	0	350	0	0	350
	**** Total Personnel & Operating**	0	4,479	0	0	4,479
	**** Total Capital (From Section IV)**	13,000	0	0	0	13,000
	***** Total Budget Appropriation**	13,000	4,479	0	0	17,479

SECTION III

COUNTY OF LEXINGTON
New Program Request
Fiscal Year - 2016-2017

Fund # 5700 — Fund Title: Solid Waste Management
Organization # 121201 — Organization Title: Solid Waste - Administration
Program # 1 — Program Title: Web Based Mobile App Program

Object Expenditure Code	Classification	Total 2016-2017 Requested
	Personnel	
510100	Salaries #___	0
510300	Part Time # 0.16 FTE	0
511112	FICA Cost	0
511113	State Retirement	0
511114	Police Retirement	0
511120	Insurance Fund Contribution #___	0
511130	Workers Compensation	0
511131	S.C. Unemployment	0
	*** Total Personnel**	**0**
	Operating Expenses	
520100	Contracted maintenance	0
520200	Contracted Services	0
520300	Professional Services	0
520302	Drug Testing Service	0
520400	Advertising	0
521000	Office Supplies	0
521100	Duplicating	0
521200	Operating Supplies	0
522100	Equipment Repairs & Maintenance	0
522200	Small Equipment Repairs & Maint.	0
522300	Vehicle Repairs & Maintenance	0
523000	Land Rental	0
524000	Building Insurance	0
524100	Vehicle Insurance #___	0
524101	Comprehensive Insurance # 1	0
524201	General Tort Liability Insurance	0
524202	Surety Bonds	0
525000	Telephone	0
525030	800Radio Service Charge	0
525031	800 Radio Maintenance	0
525100	Postage	0
525210	Conference & Meeting Expenses	0
525230	Subscriptions, Dues, & Books	0
525240	Personal Mileage Reimbursement	0
525400	Gas, Fuel, & Oil	0
525600	Uniforms & Clothing	0
526500	Licenses & Permits	0
	*** Total Operating**	**0**
	**** Total Personnel & Operating**	**0**
	**** Total Capital (From Section IV)**	13,000
	***** Total Budget Appropriation**	**13,000**

SECTION IV

COUNTY OF LEXINGTON
Capital Item Summary
Fiscal Year - 2016 - 2017

Fund # 5700 Fund Title: Solid Waste Management
Organization # 121201 Organization Title: Solid Waste / Administration
Program # 1 Program Title: Web Based Mobile App Program

Qty	Item Description	***BUDGET*** 2016-2017 Requested Amount
	Minor Software - Web Based Mobile App Program	$13,000

**** Total Capital (Transfer Total to Section III)** **13,000**

SECTION V - PROGRAM OVERVIEW

Summary of Programs:

Program 1 – Web based/ Mobile App Program

Program 1: Web Based/Mobile App Program

Objectives:

The Department proposes the procurement and implementation of a solid waste management web based/mobile App program.

One of the critical issues that the Department has experienced is our inability to distribute pertinent and real time information to residents on solid waste programs. Mailers, press releases and other written formats do not provide residents with updated information on a timely basis. A web based solid waste mobile app program would provide residents who utilize a computer or mobile smart phone in Lexington County with real time access to curbside collection program updates, schedules and calendars, recycling program initiatives and educational information. The App would be customized and branded for Lexington County, creating a consistent experience for residents.

Other benefits:

- Notifications for collection events, holiday schedules, service interruptions (such as storms) can be deployed at any time reducing call volumes.
- Problem reporting, such as missed collections, damaged bins, etc.
- Information can be deployed on multiple County, City or Town Websites.
- Provides the County with information feedback and reporting capabilities.

SECTION VI. – LINE ITEM NARRATIVES

SECTION VI. A. – SUMMARY OF REVENUES

SECTION VI. B. – LISTING OF NEW POSITIONS

SECTION VI. C. – OPERATING LINE ITEM NARRATIVES

SECTION VI. D. – CAPITAL LINE ITEM NARRATIVES

CAPITAL REQUEST

540010 – MINOR SOFTWARE **$13,000**

Program 1: Admin
To cover the Annual Cost for using the Web Based Mobile App Program - $13,000

SECTION III

COUNTY OF LEXINGTON
New Program Request
Fiscal Year - 2016-2017

Fund # 5700
Organization # 121201
Program # 2

Fund Title: Solid Waste Management
Organization Title: Solid Waste - Administration
Program Title: PT/Temporary Recycling Intern

Object Expenditure Code	Classification	Total 2016-2017 Requested
	Personnel	
510100	Salaries #___	0
510300	Part Time #_0.16 FTE_	3,468
511112	FICA Cost	265
511113	State Retirement	385
511114	Police Retirement	0
511120	Insurance Fund Contribution #___	0
511130	Workers Compensation	11
511131	S.C. Unemployment	0
	*** Total Personnel**	**4,129**
	Operating Expenses	
520100	Contracted maintenance	0
520200	Contracted Services	0
520300	Professional Services	0
520302	Drug Testing Service	0
520400	Advertising	0
521000	Office Supplies	0
521100	Duplicating	50
521200	Operating Supplies	0
		0
		0
522100	Equipment Repairs & Maintenance	0
522200	Small Equipment Repairs & Maint.	0
522300	Vehicle Repairs & Maintenance	0
523000	Land Rental	0
		0
524000	Building Insurance	0
524100	Vehicle Insurance #___	0
524101	Comprehensive Insurance #_1__	0
524201	General Tort Liability Insurance	0
524202	Surety Bonds	0
525000	Telephone	0
525030	800Radio Service Charge	0
525031	800 Radio Maintenance	0
525100	Postage	0
525210	Conference & Meeting Expenses	0
525230	Subscriptions, Dues, & Books	0
525240	Personal Mileage Reimbursement	0
525400	Gas, Fuel, & Oil	300
525600	Uniforms & Clothing	0
526500	Licenses & Permits	0
		0
		0
		0
		0
		0
		0
		0
	*** Total Operating**	350
	**** Total Personnel & Operating**	**4,479**
	**** Total Capital (From Section IV)**	0
	***** Total Budget Appropriation**	**4,479**

SECTION V - PROGRAM OVERVIEW

Summary of Programs:

Program 2 –New Recycling Intern (PT/Temporary)

Program 2: New Recycling Intern – (1 PT/Temporary)

Objectives:

Due to increased recycling initiatives and programs, additional support staff is needed to assist in the coordination of business contacts and processing information from recycling events. The intern will work at the Edmund landfill and will assist the Recycling Coordinator. A major role for this intern will be to complete a formal solid waste audit, assisting the Recycling Coordinator in gaining information to help identify current waste practices and how they can be improved for residents and businesses in the County, potentially improving cost efficiency and energy efficiency. The intern's other duties would include: assisting with coordination of recycling events; processing information and data from recycling events and Green Business Seminars; contacting current green business members to update information; and researching and contacting new green business partners and members to assist with enhancing the green business program. This intern will be able to learn about sustainability within Lexington County as well as processes for project coordination.

SECTION VI. – LINE ITEM NARRATIVES

SECTION VI. A. – SUMMARY OF REVENUES

SECTION VI. B. – LISTING OF NEW POSITIONS

Job Title	Full Time Equivalent Positions	General Fund	Other Fund	Total	Pay Band
Recycling Intern (PT-Temporary)	.16	0	.16	.16	101
Total Positions	.16	0	.16	.16	

Requested Personnel Budget:

510300 – PART TIME (0.16FTE) **$3,468**

(.16 FTE) Recycling Intern (Pay Band 101- Unclassified Temporary) $10.32 x 28 hrs x 12 weeks = $3,468

511112 - FICA COSTS **$265**

FICA 7.65 % x $3,468 = $265

511113 - STATE RETIREMENT **$385**

Retirement 11.09 % x $3,468 = $385

511130 - WORKERS COMPENSATION (0.50 FTE) **$11**

Workers Compensation Code 8810 $3,468 x 0.0031 = $11

SECTION VI. C. – OPERATING LINE ITEM NARRATIVES

521000 – OFFICE SUPPLIES **$50**

To cover the purchase of office supplies used by the Intern.

525240 – PERSONAL MILEAGE REIMBURSEMENT **$300**

To cover costs associated with the use of a personal vehicle to attend meetings, meet with business/company contacts and attend events in the performance of job duties.

$100 per month x 3 months = $300

COUNTY OF LEXINGTON
SOLID WASTE MANAGEMENT
Annual Budget
Fiscal Year 2016-17

Fund: 5700
Division: Public Works-Solid Waste
Organization: 121202 - Solid Waste / Accounting & Collections

Object Code	Expenditure Classification	2014-15 Expenses	2015-16 Expenses (Dec)	2015-16 Amended (Dec)	2016-17 Requested	BUDGET 2016-17 Recommend	BUDGET 2016-17 Approved
	Personnel						
510100	Salaries & Wages - 2	85,212	37,983	80,427	86,370		
510199	Special Overtime	0	122	0	0		
510200	Overtime	396	12	2,000	1,000		
510300	Part Time - 2 (1.488 - FTE)	41,870	20,634	43,058	50,244		
511112	FICA Cost	9,036	4,183	9,600	10,527		
511113	State Retirement	16,658	6,498	13,879	15,220		
511120	Insurance Fund Contribution - 3	23,400	11,700	23,400	23,400		
511130	Workers Compensation	1,205	684	1,450	424		
	*** Total Personnel**	**177,777**	**81,816**	**173,814**	**187,185**	**0**	**0**
	Operating Expenses						
520300	Professional Services	570	59	800	800		
520303	Accounting/Auditing Services	2,500	2,500	2,500	2,500		
520305	Infectious Disease Services	0	0	346	331		
520702	Technical Currency & Support	1,450	800	1,600	1,600		
521000	Office Supplies	1,683	615	2,000	2,000		
521100	Duplicating	141	66	200	200		
521200	Operating Supplies	1,986	1,501	2,000	2,500		
521214	Safety Supplies	1,500	1,451	1,500	3,000		
521402	Occupational Health Supplies	186	0	200	200		
522200	Small Equipment Repairs & Maintenance	0	0	500	500		
524201	General Tort Liability Insurance	69	69	71	73		
524202	Surety Bonds	20	0	0	0		
524900	Data Processing Equipment Insurance	99	102	104	107		
525021	Smart Phone Charges	0	0	0	636		
525030	800 MHz Radio Service Charges - 2	1,068	456	1,176	1,176		
525031	800 MHz Radio Maintenance - 2	216	0	223	229		
525041	E-mail Service Charges - 3	234	196	405	387		
525100	Postage	502	257	600	600		
525240	Personal Mileage Reimbursement	144	87	100	150		
525600	Uniforms & Clothing	0	0	500	500		
526500	Licenses & Permits	0	0	0	0		
530100	Depreciation	604	0	1,900	700		
	*** Total Operating**	**12,972**	**8,159**	**16,725**	**18,189**	**0**	**0**
	**** Total Personnel & Operating**	**190,749**	**89,975**	**190,539**	**205,374**	**0**	**0**
	Capital						
540000	Small Tools & Minor Equipment	273	0	500	500		
540010	Minor Software	6,259	0	0	0		
599999	Capital Clearing	(6,259)	0	0	0		
	All Other Equipment	6,259	4,583	4,777	4,975		
	**** Total Capital**	**6,532**	**4,583**	**5,277**	**5,475**	**0**	**0**
	***** Total Expenses**	**197,281**	**94,558**	**195,816**	**210,849**	**0**	**0**

SECTION IV

Capital Item Summary
Fiscal Year - 2016 - 2017

Fund # 5700 Fund Title: Solid Waste Management
Organization # 121202 Organization Title: Solid Waste / Accounting & Collections
Program # Program Title: Accounting & Collections

Qty	Item Description	***BUDGET*** 2016-2017 Requested Amount
	Small Tools and Minor Equipment	500
1	Digital Safe	375
1	Mobile Radio - Replacement	4,600
	**** Total Capital (Transfer Total to Section III)**	**5,475**

SECTION V – PROGRAM OVERVIEW

Summary of Program:

Objectives:

To achieve and maintain a high standard of accuracy, completeness and timeliness in carrying out the duties of accounting and collections. The priority functions of this cost center are to weigh incoming solid waste, record the results and insure payment as required. The weighing/billing operation is computerized and tickets are generated on a daily basis. The accounting and collection staff generates invoices on a monthly basis and mails to customer for payment. As payment on accounts are received, accounts are credited, receipts generated and monies are deposited in appropriate accounts.

Service Levels

	FY 12/13 (Actual)	FY 13/14 (Actual)	FY 14/15 (Actual)	FY 15/16 (Dec.)	FY 15/16 (Est. June)	FY 16/17 (Projected)
Landfill Permits Issued	424	542	597	288	580	595
Landfill Tickets Issued	46421	50946	51773	27310	54620	55400
Commercial Accounts	290	261	270	275	279	285
Invoices Issued	708	680	711	346	700	720

SECTION VI. – LINE ITEM NARRATIVES

SECTION VI. A. – SUMMARY OF REVENUES

SECTION VI. B. – LISTING OF POSITIONS

Current Staffing Level:

Job Title	Full Time Equivalent Positions	Enterprise Fund	Other Fund	Total	Pay Band
*Acct. & Collection Supervisor	1	1		1	209
*Scale Master	1	1		1	106
*PT Scale Master	1	.75		.75	106
PT Clerk	1	.7		.7	104
Total Positions	4	3.45		3.45	

(*) Denotes positions requiring insurance.

SECTION VI. C. – OPERATING LINE ITEM NARRATIVES

520300 - PROFESSIONAL SERVICES **$800**

To cover the cost of a credit report service for screening potential new landfill customers. This includes the cost of credit report fees and membership dues of $275.00.

520303 - ACCOUNTING/AUDITING SERVICES **$2,500**

To cover the cost of an annual financial audit performed by an independent firm. - $2,500.

520305 – INFECTIOUS DISEASE SERVICES **$331**

To cover the cost for any necessary vaccination for accounting and collection staff.

Hep B shot series -	$81 per shot x 3 shots in series	=	$243
Hep B Titre -	$58 per test x 1	=	58
Tetanus Shot -	$30 per shot x 1	=	30
	Total	$	331

520702 - TECHNICAL CURRENCY & SUPPORT **$1,600**

To cover the cost of maintenance and support agreements with WasteWorks, our solid waste_software program provider.

521000 - OFFICE SUPPLIES **$2,000**

To cover routine office supplies - paper, pens, binders, file folders, internal control forms, color paper for flyers, and printing of envelopes - $700 Also includes HP LaserJet Print Cartridges - $1,300

2 @ $168.88 ea. plus tax = $ 361.40
3 @ $196.90 ea. plus tax = $ 632.04
2 @ $145.63 ea. plus tax = $ 311.65
Total $1,305.09

521100 - DUPLICATING **$200**

To cover the cost of making copies of landfill tickets, recycling records, various reports for finance, invoices for payable activity and internal control paperwork. (Based on 5,000 copies @ $.04/ea)

521200 - OPERATING SUPPLIES **$2,500**

To cover the cost of landfill permits, decals, scale tickets, invoices, statements and other misc supplies such as batteries.

20 boxes scale tickets @ $72.00 ea. plus tax and shipping	=	$ 1990.20
2 boxes invoices @ $65.00 ea. plus tax and shipping	=	$ 184.00
Total		$ 2174.20

521214 - SAFETY SUPPLIES **$3000**

To cover the cost of safety vests (including disposable) for the public that uses the Edmund Landfill. The public may also purchase the vests from which the revenues generated may off-set part of the cost of this line item.

SECTION VI. D. – CAPITAL LINE ITEM NARRATIVES

CAPITAL REQUEST

540000 - SMALL TOOLS & MINOR EQUIPMENT **$500**

To cover cost of a cell phone for the Accounting and Collections Supervisor and other items that may need to be replaced under this category.

5AH000 – DIGITAL SAFE **$375**

These funds will be used to purchase (1) digital safe for the accounting and collections office.

5AH000 – MOBILE RADIO – REPLACEMENT **$4,600**

These funds will be used to purchase (1) mobile radio replacement for the scale office to put the scale office radio in P25 compliance.

COUNTY OF LEXINGTON
SOLID WASTE MANAGEMENT
Annual Budget
Fiscal Year 2016-17

Fund: 5700
Division: Public Works-Solid Waste
Organization: 121203 - Solid Waste / Collection Stations

Object Code	Expenditure Classification	2014-15 Expenses	2015-16 Expenses (Dec)	2015-16 Amended (Dec)	2016-17 Requested	BUDGET 2016-17 Recommend	BUDGET 2016-17 Approved
	Personnel						
510100	Salaries & Wages - 1.5	61,304	31,189	65,817	69,045		
510199	Special Overtime	0	54	0	0		
510200	Overtime	302	387	5,000	1,000		
510300	Part Time - LS (11.05 - FTE)	118,490	60,014	153,168	249,394		
511112	FICA Cost	13,230	6,808	17,135	24,437		
511113	State Retirement	21,375	9,585	24,773	35,330		
511120	Insurance Fund Contribution - 1.5	11,700	5,850	11,700	11,700		
511130	Workers Compensation	17,189	8,838	20,853	19,204		
511213	State Retirement - Retiree	1,146	549	0	0		
	*** Total Personnel**	**244,736**	**123,274**	**298,446**	**410,110**	**0**	**0**
	Operating Expenses						
520100	Contracted Maintenance	568	0	577	775		
520103	Landscaping/Ground Maintenance	1,350	1,480	3,000	3,400		
520200	Contracted Services	819,260	339,961	885,111	894,191		
520219	Water & Other Beverage Service	1,665	388	3,161	3,161		
520233	Towing Service	0	0	130	130		
520300	Professsional Services	0	0	0	49,500		
520302	Drug Testing Services	0	0	150	150		
520400	Advertising & Publicity	1,637	0	5,000	2,000		
521000	Office Supplies	302	70	600	600		
521100	Duplicating	53	37	100	100		
521200	Operating Supplies	15,273	8,514	16,000	16,660		
521402	Occupational Health Supplies	0	0	100	100		
522000	Building Repairs & Maintenance	25,797	3,301	35,000	35,000		
522100	Heavy Equipment Repairs & Maintenance	24,468	13,425	45,000	33,000		
522200	Small Equipment Repairs & Maintenance	0	0	500	500		
522300	Vehicle Repairs & Maintenance	1,195	1,168	2,000	4,000		
524000	Building Insurance	2,553	2,068	2,681	2,762		
524100	Vehicle Insurance - 2	1,060	1,060	1,092	1,092		
524101	Comprehensive Insurance	139	123	220	123		
524201	General Tort Liability Insurance	600	600	618	637		
524202	Surety Bonds	61	0	0	0		
525000	Telephone	4,413	2,137	5,366	5,462		
525006	GPS Monitoring Charges - 2	455	227	455	455		
525020	Pagers and Cell Phones	212	68	228	228		
525021	Smart Phone Charges	636	210	660	636		
525030	800 MHz Radio Service Charges - 2	1,045	456	1,176	1,176		
525031	800 MHz Radio Maintenance - 2	148	0	223	229		
525041	E-mail Service Charges - 1	56	41	81	129		
525240	Personal Mileage Reimbursement	23	0	100	100		
525317	Utilities - Edmund	761	0	0	0		
525318	Utilities - Convenience Stations	77,829	33,889	83,750	79,200		
525400	Gas, Fuel, & Oil	8,285	3,670	12,012	8,768		
525405	Small Equipment Fuel	172	158	1,318	1,318		
525600	Uniforms & Clothing	1,599	662	2,500	4,008		
526500	Licenses & Permits	0	0	250	250		
527040	Outside Personnel	475,147	197,978	502,845	495,148		
530100	Depreciation	179,838	0	154,000	200,000		
538000	Claims & Judgments (Litigation)	250	186	250	250		
	*** Total Operating**	**1,646,850**	**611,877**	**1,766,254**	**1,845,238**	**0**	**0**
	**** Total Personnel & Operating**	**1,891,586**	**735,151**	**2,064,700**	**2,255,348**	**0**	**0**

COUNTY OF LEXINGTON
SOLID WASTE MANAGEMENT
Annual Budget
Fiscal Year 2016-17

Fund: 5700
Division: Public Works-Solid Waste
Organization: 121203 - Solid Waste / Collection Stations

Object Code	Expenditure Classification	2014-15 Expenses	2015-16 Expenses (Dec)	2015-16 Amended (Dec)	2016-17 Requested	BUDGET 2016-17 Recommend	BUDGET 2016-17 Approved
	Capital						
540000	Small Tools & Minor Equipment	10,289	0	1,000	1,000		
599999	Capital Clearing	(424,910)	0	0	0		
	All Other Equipment	424,910	34,921	3,489,960	426,080		
	**** Total Capital**	**10,289**	**34,921**	**3,490,960**	**427,080**	**0**	**0**
	***** Total Expenses**	**1,901,875**	**770,072**	**5,555,660**	**2,682,428**	**0**	**0**

SECTION IV

COUNTY OF LEXINGTON

Capital Item Summary
Fiscal Year - 2016 - 2017

Fund # 5700 Fund Title: Solid Waste Management
Organization # 121203 Organization Title: Solid Waste / Collection and Recycling Centers
Program # 1 Program Title: Collection and Recycling Centers

Qty	Item Description	***BUDGET*** 2016-2017 Requested Amount
	Small Tools and Minor Equipment	1,000
	Signs	3,000
	Concrete Pads/Asphalt (Replacement)	45,000
	Collection & Recycling Center Striping	4,500
6	Compactors (Replacement)	247,886
4	Compactor Electric Units (Replacement)	42,971
	Pelion Three Phase Power (Upgrade)	20,223
	Engineering Cost - Chapin Collection Center Repairs	17,500
	Constrcution Costs - Chapin Collection Center Repairs	45,000
	**** Total Capital (Transfer Total to Section III)**	**427,080**

SECTION V - PROGRAM OVERVIEW

Summary of Programs:

Program 1 –Collection and Recycling Centers

Program 1: Collection and Recycling Centers

Objectives:

This program requires the effort of a full time Collection and Recycling Center Coordinator, one full time maintenance mechanic, approximately 15 County employed part-time Collection and Recycling Center Attendants and an additional 40 to 60 contracted personnel from Babcock Center. The function of this cost center is to ensure the proper disposal of all materials brought by Lexington County residents to the various Collection and Recycling Centers in a safe and efficient manner. The attendants keep records of all contracted waste container pulls, contracted and SWM recyclable materials pulls and vehicle traffic counts in the centers. The attendants are also responsible for housekeeping activity in the attendants building and on the grounds at the centers. Currently, there are eleven (11) Collection and Recycling Centers throughout the county with the Babcock Center personnel staffing nine (9) of these centers.

The Collection and Recycling Coordinator is housed at the SWM offices at the Lexington County Landfill.

SERVICE LEVELS

Service Level Indicators:
Program 1:

Collection and Recycling Centers

Services Provided	Actual FY 13/14	Actual FY 14/15	Estimated FY 15/16	Projected FY 16/17
MSW Collected (Tons)	29,147	28,987	29,891	30,500
Yard Trash Collected (Tons)	23,371	24,673	24,775	25,500
Total # of Resident Deliveries	1,846,403	1,693,764	1,709,230	1,775,000

SECTION V. – LINE ITEM NARRATIVES

SECTION VI. A. – SUMMARY OF REVENUES

SECTION VI. B. – LISTING OF POSITIONS

Current Staffing Level:

Job Title	Full Time Equivalent Positions	General Fund	Other Fund	Total	Pay Band
Coordinator	.5		.5	.5	210
Equipment Mechanic	1		1	1	111
* Collection Center Attendants	9.0		9.0	9.0	101
Total Positions	10.5		10.5	10.5	

Only two of these positions, Collection and Recycling Coordinator and Equipment Mechanic have benefits.

* These positions are part-time, without benefits.

15 attendants @ 24 hours per week = 360 hours, divided by 40 hour (FTE Hours) =	9.0 FTE positions
.5 Coordinator @ 40 hours per week = 20 hours, divided by 40 hour =	.5 FTE positions
1 Equipment Mechanic =	1 FTE positions
Total FTE for 121203	10.5 FTE positions

Other half of Coordinator is charged to 5700-121207

SECTION VI. C. – OPERATING LINE ITEM NARRATIVES

520100 - CONTRACTED MAINTENANCE **$775**

These funds are for the annual inspection and replacement of the portable fire extinguishers at the eleven (11) Collection & Recycling Centers.

11 centers x $45 per inspection = $ 495.00
5 replacements per year x $56 =$ 280.00
Total $ 775.00

520103 – LANDSCAPING/GROUND MAINTENANCE **$3,400**

These funds are for the mowing and/or cutting of the 2 detention ponds located at the Edmund CRC and the Southeast CRC. The ponds will be cut two times per year to keep an aesthetic appearance and safe environment at the Collection & Recycling Centers. Cost to cut the Edmund detention pond is estimated at $750 per service and the Southeast detention pond is estimated at $950 per service.

- Edmund CRC $750 x 2 mowing services per year = $ 1,500.00
- S.E. CRC $950 x 2 mowing services per year = $ 1,900.00

$ 3,400.00

520200 - CONTRACTED SERVICES **$894,191**

These funds are for the transportation of solid waste from the 11 Collection and Recycling Centers, Edmund Landfill and community projects that we support during the year. The list below represents the estimated number of pulls and the total cost of those pulls based on the recent service history. These are anticipated costs based on current recognizable trends and conditions. Efforts have been made to forecast the waste stream through these centers for the coming year, however continued growth in the county, changes in participation in the Franchise Residential Collection program, changes in numbers and locations of Collection & Recycling Centers, changes in citizens involvement in Recycling efforts, inefficiency of waste compaction equipment and other unknowns can have a tremendous impact on the number of required pulls from the centers and the respective costs associated with those pulls. Additionally, an increase in the number of compactors can result in increased efficiency, thereby reducing the costs associated with waste transportation. The current contract with our hauler will be renewed on July 1, 2016. Therefore, these costs are based on the fixed contract price of $113.99 per pull and $46.09 per container rental throughout the fiscal year.

Estimated Pulls July 1, 2015 – June 30, 2016

Ball Park	1,100	pulls/yr. @	$113.99	$125,389.00 +	$3,318.48 rent:	Period Total =	$128,707.48
Bush River	975	pulls/yr. @	$113.99	$111,140.25 +	$3,318.48 rent:	Period Total =	$114,458.73
Chapin	600	pulls/yr. @	$113.99	$68,394.00 +	$3,318.48 rent:	Period Total =	$71,712.48
Edmund	800	pulls/yr. @	$113.99	$91,192.00 +	$3,871.56 rent:	Period Total =	$95,063.56
Edmund *Landfill	75	pulls/yr. @	$ 50.00	$3,750.00 +	$553.08 rent:	Period Total =	$4,303.08
Hollow Creek	525	pulls/yr. @	$113.99	$59,844.75 +	$1,659.24 rent:	Period Total =	$61,503.99
Leesville	325	pulls/yr. @	$113.99	$37,046.75 +	$1,659.24 rent:	Period Total =	$38,705.99
Pelion	460	pulls/yr. @	$113.99	$52,435.40 +	$1,659.24 rent:	Period Total =	$54,094.64
River Chase	1,000	pulls/yr. @	$113.99	$113,990.00 +	$3,318.48 rent:	Period Total =	$117,308.48
Sandhills	1,000	pulls/yr @	$113.99	$113,990.00 +	$3,318.48 rent:	Period Total =	$117,308.48

Southeast	375	pulls/yr. @	$113.99	$42,746.25 +	$2,765.40 rent:	Period Total =	$45,511.65
Summit	375	pulls/yr. @	$113.99	$42,746.25 +	$2,212.32 rent:	Period Total =	$44,958.57
Sub-Total	**7,535**	**Pulls/yr. @**	**$113.99**	**$858,914.65 +**	**$30,972.48 Rent:**	**Period Total=**	**$889,887.13**
Sub-Total*	**75**	**Pulls/yr. @**	**$50.00**	**$3,750.00 +**	**$553.08 rent**	**Period Total=**	**$4,303.08**
Total	**7,610**	**Pulls/yr. @**	**$113.99**	**$862,664.65 +**	**$31,525.56 rent**	**Period Total=**	**$894,190.21**

520219 – WATER AND OTHER BEVERAGES **$3,161**

These funds provide clean (bottled) drinking water to each of the eleven (11) Collection and Recycling Centers. Due to the nature of the Babcock staff and the contamination of some of the centers drinking water, it is necessary that we provide safe, clean water to consume during their shifts.

- 9 centers x 5 bottles/month = 45 bottles/month
- 2 centers x 4 bottle/month = 8 bottles/month
- 45 bottles/month x 12 months = 540 bottles
- 8 bottles/month x 12 months = 96 bottles + 540 bottles = 636 bottles
- 636 bottles x $4.97 per bottle = $3,160.92

520233 – TOWING **$130**

These funds cover any towing charges on the two (2) County vehicles assigned to this program (F-150 pick-up #31877, F-550 service vehicle #32421)

520300 – PROFESSIONAL SERVICES **$49,500**

These funds are for engineering services to prepare Storm Water Pollution Prevention Plan (SWPPP) reports for the 11 Collection Recycling Centers ($4,500 per center x 11) as recommended by the LC Public Works, Storm Water Division.

520302 - DRUG TESTING SERVICES **$150**

These funds are for testing of employees as necessary in response to specific, non-random, situations.

520400 - ADVERTISING **$2,000**

These funds are for the production and distribution of printed flyers, handouts, advertisements, etc. to be used for SWM Collection & Recycling Centers and County recycling education and promotional materials. Handouts would include information regarding the operations of the Collection & Recycling Centers. This cost also includes production and distribution of flyers concerning holiday schedules and/or changes to the operations of Collection & Recycling Centers.

521000 - OFFICE SUPPLIES **$600**

Office Supplies include: Business cards, printer cartridges, file folders, bulletin board, pens, pencils, laminates, etc., as needed.

521100 - DUPLICATING **$100**

These funds are necessary for copying work reports, time sheets, time cards, training sheets, work schedules etc. related to the Collection & Recycling Centers.

Cost	.04
Copies	2,500
Total	$100.00

521200 - OPERATING SUPPLIES **$16,660**

These funds are necessary to provide such items as cleaning supplies, disinfectants, brooms, rakes, shovels, water hoses, work gloves and other necessary operating supplies for the eleven (11) Collection and Recycling Centers, Collection Coordinator and Maintenance Mechanic. First Aid supplies, employee personal protective equipment (safety glasses, safety vests, rubber gloves, etc), temporary signage, locks and keys are also included in this line item. These supplies are necessary to maintain an efficient, clean and safe environment for employees and residents. Operating Supplies are stored at the SWM offices and distributed to the centers as needed. This figure represents approximately $125.00 per center per month in operating supplies and $160.00 yr for Coordinator, Mechanic.

$125.00 x 11 Collection & Recycling Centers = $1,375/mo
$1,375.00 x 12 mo = $16,500.00
$16,500.00 + $160.00 = $16,660.00

521402 - OCCUPATIONAL HEALTH SUPPLIES **$100**

This account will cover the cost of health supplies to protect the employees from hazardous materials. Items included but not limited to: face masks, latex gloves, chemical gloves, etc.

522000 - BUILDING REPAIRS & MAINTENANCE **$35,000**

These funds are for normal maintenance, repairs and upkeep of the 11 Collection & Recycling Centers attendant's building's, asphalt, concrete, fences, and gates to allow for appropriate security and safety of the Center's. It also covers the maintenance and repair of any electrical, plumbing, minor damage or any other on-going maintenance needs. Due to the age and high usage of the facilities, maintenance costs continue to increase each year.

522100 - HEAVY EQUIPMENT REPAIRS & MAINTENANCE **$33,000**

These funds are necessary for the repairs and maintenance of the solid waste compactors at the 11 Collection & Recycling Centers. This line item reflects the fact that our inventory of waste compactors has aged to a point where we are experiencing repairs of major components to include hydraulic cylinders, motors and pumps. Parts for these compactors are getting more difficult to obtain due to their age and changes in design, which has forced us to replace whole units rather than individual parts. Currently, there are 53 compactors in operation.

522200 - SMALL EQUIPMENT REPAIRS AND MAINTENANCE **$500**

These funds are for the repairs of lawnmowers, weed eaters and other small equipment needed to maintain environmental safety and aesthetic appearance of the Collection & Recycling Centers.

522300 - VEHICLE REPAIRS AND MAINTENANCE **$4,000**

These funds are for normal maintenance costs associated with the operation of the F-150 Pickup Truck #31877 and the Service vehicle F-550 #32421 assigned to this account.

F-150 Pickup Co #31877	$ 1,500
F-550 Service Vehicle Co #32421	$ 2,500
Total	$ 4,000

524000 - BUILDING AND CONTENTS INSURANCE **$2,762**

These funds are for insurance of the buildings at the 11 Collection & Recycling Centers. This figure provided by Risk Management.

2015-2016 Insurance Estimate	$ 2,681.00
3% increase estimated by Risk Management	$ 80.43
Total	$ 2,761.43

524100 - VEHICLE INSURANCE **$1,092**

These funds are for insurance of the F-150 pickup #31877 and the service vehicle F-550 Ford #32421 assigned to the Maintenance Mechanic. This figure provided by Risk Management.

524101 – COMPREHENSIVE INSURANCE **$123**

These funds are for comprehensive insurance for the service vehicle F-550 Ford #32421 assigned to the Maintenance Mechanic. This figure provided by Risk Management.

524201 - GENERAL TORT LIABILITY INSURANCE **$637**

These funds are for General Tort Liability Insurance for the Collection & Recycling Centers Coordinator, Maintenance Mechanic and County employed station attendants. This figure provided by Risk Management.

2015-2016 Insurance Estimate	$ 618.00
3% increase estimated by Risk Management	$ 18.54
Total	$ 636.54

524202 - SURETY BOND **$0**

To cover the cost of surety bonds for full-time equivalent employees 10.5 FTE's x $0 per FTE = $0. This figure provided by HR/Risk Management. This is a non-surety bond year.

525000 - TELEPHONE **$5,462**

These funds are for telephone service for 11 Collection & Recycling Centers.
11 Phones @ $38.67/ea (average) = $425.37 per month
12 months @$425.37 = $5,104.44 + sales tax $357.31 = $5,461.75

525006 – GPS MONITORING CHARGES **$455**

To cover the cost of monthly vehicle GPS monitoring charges for the F-150 pickup Co #31877 and the service vehicle F-550 Ford Co #32421.
2 @ $18.95/month = $37.90
12 months @ $37.90 = $454.80

525020 - PAGERS AND CELL PHONES **$228**

This account covers the cost for the Maintenance Mechanic's cellular telephone.

Verizon Mobile Phone	$	19.00
Months	X	12
Total	$	228.00

525021 – SMART PHONE CHARGES **$636**

This account covers the cost for a smart phone for the Collection and Recycling Coordinator.

Verizon Smart Phone	$	53.00
Months	X	12
Total	$	636.00

525030 - 800 MHZ RADIO SERVICE CHARGES (2) **$1,176**

This account covers cost for two (2) 800 MHz Radios, $49/mo.

Monthly service charge for two 800 MHZ radio 2 x $49.00	$	98.00
Months	x	12
Total Service Charges	$	1,176.00

525031 - 800 MHZ RADIO MAINTENANCE CONTRACTS (2) **$229**

This account covers cost for two (2) 800 MHz Radios maintenance contracts. The cost per radio includes tax.
Coordinator $114.50/ year x 1 radio = $ 114.50
Mechanic $114.50/ year x 1 radio = $ 114.50
Total $ 229.00

525041- E-MAIL SERVICE CHARGES **$129**

These funds are for the Collection & Recycling Centers Coordinators E-mail account. $10.75/mo x 12 months = $129.00

525240 - PERSONAL MILEAGE REIMBURSEMENT **$100**

These funds are for reimbursement to cover the cost to the Coordinator when it is appropriate to use his/her personal vehicle for the conduct of county business. Examples of this may occur when it is necessary to visit the Collection & Recycling Centers on weekends, or in the early mornings or late afternoon, or when the county vehicle is not available.

525318 - UTILITIES **$79,200**

These funds are for utility expenses at the 11 Collection & Recycling Centers.

Average cost per month =	$6,600
Number of months=	x 12
Total=	$79,200

525400 - GAS, FUEL & OIL **$8,768**

These funds are for gas, oil and other fluids and lubricants necessary for the operation of the Coordinator's F-150 pickup truck (#31877) and the Maintenance Mechanic's F-550 service vehicle (#32421) assigned to this account. These funds will also cover the cost of hydraulic fluid needed to operate the compactors at the Collection and Recycling Centers. (Fuel estimates set by Fleet Services Manager: $1.72/gal. gas; $1.80/gal diesel)

F-150 Pickup - 30 gallons per week @ $1.72 /gal = $51.60/week x 52 weeks	=	$ 2,683.20
F-550 Service Truck - 65 gallons per week @ $1.80 = $117.00/week x 52 weeks	=	$ 6,084.00
	Total =	$ 8,767.20

525400 - SMALL EQUIPMENT FUEL **$1,318**

This account covers the cost of fuel for all small equipment.

525600 - UNIFORMS & CLOTHING **$4,008**

These funds are for uniforms and clothing for the 15 Recycling Center attendants and maintenance mechanic. Attendants receive a new pair of safety shoes every other year which is around 8 pair per year and the maintenance mechanic receives a new pair every year

Safety Shoes	9 Pair @ $125.00	$ 1,125.00
Shirt – Short Sleeve	65 @ $14.50	$ 942.50
Shirt – Long Sleeve	65 @ $14.50	$ 942.50
Sweatshirt Hood w/zipper	39 @ $15.00	$ 585.00
Summer Caps	20 @ $7.50	$ 150.00
S.C. Sales tax @ 7%		$ 262.15
Total		$ 4,007.15

526500 - LICENSE & PERMITS **$250**

These funds will cover any unforeseen cost of water testing by SC DHEC (based on current permit fees) at the 4 Collection & Recycling Centers with wells.

527040 - OUTSIDE PERSONNEL **$495,148**

These funds cover the payment for Babcock Center staffing under contract (IAW C07022-12/1/06B). These costs reflect the charges allowed under the Contract Agreement entered into in late 2006.

Ball Park Collection & Recycling Centers	$ 52,794.12
Bush River Collection & Recycling Centers	$ 52,794.12
Chapin Collection & Recycling Centers	$ 52,794.12

Edmund Collection & Recycling Centers	$ 52,794.12
Hollow Creek Collection & Recycling Centers	$ 52,794.12
Pelion Collection & Recycling Centers	$ 52,794.12
River Chase Collection & Recycling Centers	$ 52,794.12
Sandhills Collection & Recycling Centers	$ 52,794.12
Southeast Collection & Recycling Centers	$ 52,794.12
Maintenance work – all sites	$ 20,000.00
Total	$495,147.08

530100 - DEPRECIATION **$200,000**

This cost will cover the depreciation of our equipment.

538000 - CLAIMS & JUDGMENTS **$250**

This account will cover any cost that may occur that are lower than the deductible of our insurance.

SECTION VI. D. – CAPITAL LINE ITEM NARRATIVES

CAPITAL REQUEST

540000 - SMALL TOOLS AND MINOR EQUIPMENT **$1,000**

This account will cover the cost for any small tools and/or minor equipment which falls below the $500 capital cost limit, especially items not stocked at Central Warehouse. Among the items to be purchased are lawn mower(s), weed trimmer(s), leaf blower(s), small hand tools, as well as chair(s), file cabinet(s), other office equipment and etc. for use at the 11 Collection & Recycling Centers.

5AH000 - SIGNS **$3,000**

This amount represents the funds necessary to obtain new and/or replacement directional, informational and educational signs needed at each of the Collection & Recycling Centers. This amount also includes costs for signposts, brackets and other hardware necessary for the installation of new and or existing signs. In some cases the signs are needed to solve a safety issue (i.e. traffic direction/control). In other instances, the signs will direct the types of recycle products accepted in a given container, reducing the chance of contaminated containers and insuring the optimum revenue for the container when delivered to the processor. The increase results from recent cost increases from the supplier(s), especially related to the increase in steel costs for acceptable signposts. Average cost per sign will vary based on the size, color and message.

5AH000 - CONCRETE PADS/ASPHALT (REPLACEMENT) **$45,000**

This account will cover the cost to repair or replace existing black top or concrete pads at various Collection and Recycling Centers. The black top is cracked and broken due to the heavy containers being set down on it over time. To ensure the safety and integrity of our Collection & Recycling Centers, we need to repair or replace the black top with concrete or asphalt. In some cases, we need to replace the existing broken concrete.

5AH000 - COLLECTION AND RECYCLING CENTER STRIPING **$4,500**

These funds will be used to provide direction and safety striping at the eleven (11) Collection and Recycling Centers. The striping provides increased visibility at night, a safety barrier for the staff and efficiency of traffic flow.

5AH000 - COMPACTORS (REPLACEMENT) **$247,886**

These funds will be used to purchase six (6) new Wastequip Accurate, Model 645XHD-7 compactors to replace existing compactors that are 15-20 years old. Replacement parts for these units are getting very difficult to find. Based on the age of the compactors and a maintenance analysis performed during the past, a replacement schedule has been established.

Cardboard Compactor (three phase)	1 @ $ 24,120.00	$ 24,120.00
Stationary Compactor (three phase)	4 @ $ 40,304.00	$ 161,121.00
Stationary Compactor (single phase)	1 @ $ 38,960.00	$ 38,960.00
Installation Charges	6 @ $ 1,240.00	$ 7,440.00
SC Sales Tax		$ 16,214.87
	Total	$ 247,885.87

5AH000– COMPACTOR ELECTRIC UNIT (REPLACEMENT) $42,971

These funds will be used to cover the cost of replacing the electrical power units on some of the older compactors. Replacement parts for these units are getting very difficult to find. Based on the age of the compactors, it is imperative that we start refurbishing a couple each year. These replacement units will virtually turn a 15 year old compactor into a new compactor for about a third of the cost of a new compactor. A new compactor costs about $40,304. Once these units are replaced, there is very little maintenance that is required to the compactor.

Three Phase Power Units 3@ $13,197.80	$39,593.40
S.C. State Sales Tax	$ 3,377.30
Total	$42,970.70

5AH000– PELION THREE PHASE POWER UPGRADE $20,223

These funds will be used to cover the cost of upgrading the Pelion Collection and Recycling Center from single phase power to three phase power. There are a couple benefits to upgrading the collection center to three phase power. The first benefit of upgrading to three phase power is the there will be reduced wear and tear on the equipment because three phase power allows for stronger motors. Also, three phase will allow the machines to cycle faster which reduces wait times for citizens and reduces the amount of time the compactor will have to operate continuously due to the long lines from the citizens. Reducing the amount of time the compactor operates continuously will increase the life of the machine and reduce breakdowns.

Electrical Upgrades	$ 18,900.00
S.C. State Sales Tax	$ 1,323.00
Total	$ 20,223.00

5AH000– ENGINEERING COST – CHAPIN CRC REPAIRS $17,500

These funds will be used to cover the engineering cost for the repair of the concrete in the household waste section of the Chapin Collection and Recycling Center. One major concern with the household compactor containers is that the containers are on an incline which causes leachate to constantly leak out on to the ground. Because leachate is continuously leaking out of the containers, citizens are forced to walk through it. In addition to citizens walking in this material it is also a violation of DHEC and EPA regulations to allow leachate to leak out onto the ground. The household waste area of the collection center needs to be redesigned so that leachate does not leak from the containers which will ensure that the area is be compliant with DHEC and EPA regulations.

5AH000– CONSTRUCTION COST – CHAPIN CRC REPAIRS $45,000

These funds will be used to cover the construction cost for the repair of the concrete in the household waste section of the Chapin Collection and Recycling Center.

SECTION III

COUNTY OF LEXINGTON
New Program Request
Fiscal Year - 2016-2017

Fund # 5700 — Fund Title: Solid Waste Management
Organization # 121203 — Organization Title: SWM/Collection & Recycling Centers
Program # 1 — Program Title: Hollow Creek Collection & Recycling Center Expansion

Object Expenditure Code	Classification	Total 2016-2017 Requested
	Personnel	
510100	Salaries #___	0
510300	Part Time #___	0
511112	FICA Cost	0
511113	State Retirement	0
511114	Police Retirement	0
511120	Insurance Fund Contribution #___	0
511130	Workers Compensation	0
511131	S.C. Unemployment	0
	*** Total Personnel**	0
	Operating Expenses	
520100	Contracted maintenance	0
520200	Contracted Services	0
520300	Professional Services	0
520400	Advertising	0
521000	Office Supplies	3,000
521100	Duplicating	0
521200	Operating Supplies	0
		0
		0
522100	Equipment Repairs & Maintenance	0
522200	Small Equipment Repairs & Maint.	0
522300	Vehicle Repairs & Maintenance	0
523000	Land Rental	0
		0
524000	Building Insurance	0
524100	Vehicle Insurance #___	0
524101	Comprehensive Insurance #___	0
524201	General Tort Liability Insurance	0
524202	Surety Bonds	0
525000	Telephone	0
		0
525100	Postage	0
525210	Conference & Meeting Expenses	0
525230	Subscriptions, Dues, & Books	0
525318___	Utilities - _____	0
525400	Gas, Fuel, & Oil	3,750
525600	Uniforms & Clothing	0
526500	Licenses & Permits	0
		0
		0
		0
		0
		0
		0
		0
	*** Total Operating**	6,750
	**** Total Personnel & Operating**	**6,750**
	**** Total Capital (From Section IV)**	**1,529,596**
	***** Total Budget Appropriation**	**1,536,346**

SECTION IV

COUNTY OF LEXINGTON
Capital Item Summary
Fiscal Year - 2016 - 2017

Fund # 5700 Fund Title: Solid Waste Management
Organization # 121203 Organization Title: SWM / Collection & Recycling Centers
Program # #1 Program Title: Hollow Creek Collection and Recycling Center Expansion

Qty	Item Description	***BUDGET*** 2016-2017 Requested Amount
	Engineering Services - ~~River Chase~~ Hollow Creek Relocation	188,500
	Land Purchase - ~~River Chase~~ Relocation	150,000
	Construction Costs - ~~River Chase~~ Relocation	1,050,000
3	New Compactors - ~~River Chase~~ Relocation	133,096
	Signs - ~~River Chase~~ Relocation	1,500
	Video Surveillance Camera System - ~~River Chase~~ Relocation	6,500
	** Total Capital (Transfer Total to Section III)	**1,529,596**

SECTION V - PROGRAM OVERVIEW

Summary of Programs:

Program 1– Hollow Creek Collection and Recycling Center Expansion

Program 1: Hollow Creek Collection and Recycling Center Expansion

Objectives:

This program is established to expand/improve the Hollow Creek Collection and Recycling Center. The expansion is necessary to provide a safe and efficient Center for our residents to dispose of all their solid waste materials and recyclables. The current facility is operating on a one acre site with potential room to expand on either side of the facility with some of the property belonging to Lexington County. In the last ten years Hollow Creek has moved from the 8th busiest site to the 5th busiest site and with the rate that the community around the collection center is growing it is imperative that the site be expanded so that the needs of the citizens will be met.

Statistics (see below) indicate that in FY2004-2005 the Center received 91,412 visits or 357 cars per day. Ten years later (FY 2014-2015) actual numbers indicate 160,986 visits or 621 cars per day, an increase of 76 percent in visits.

The existing facility only allows for a total of two compactors, one for household and one for yard debris, yet Hollow Creek is frequently ranked in the top 4 for yard trash with an occasional 2nd place rank and 5th in vehicle traffic. When a vendor comes to service a container during hours of operation, it severely slows down the traffic flow through the site. Overflow traffic backs onto Beulah Church Road causing a hazardous situation for residents attempting to use the facility and passersby. The Center presently does not have over flow or stacking capacity to process the growth in site use. Growth in the surrounding area is significant and will continue to increase based on new residential building permit statistics.

SERVICE LEVELS

Service Level Indicators:
Program 1:

Hollow Creek Collection and Recycling Center

Service Levels	Actual FY 04/05	Actual FY 14/15	Estimated FY 15/16	Projected FY 16/17
Annual Vehicle Count	91,412	160,986	162,726	168,000
# of Vehicles per day	357	621	630	651
# of Vehicles per hour	34	60	61	64

SECTION VI. – LINE ITEM NARRATIVES

520400 – ADVERTISING **$3,000**

These funds will be used for production and distribution of banners, printed flyers, handouts and mailings regarding the expansion of the Hollow Creek Collection and Recycling Center.

525318 - UTILITIES **$3,750**

These funds will cover the additional utility expenses for the new and larger Hollow Creek Collection and Recycling Center. The new center will have at least three (3) additional high voltage compactors, along with additional security lighting. Estimate 6 months of expenses: additional lighting - $250/mo x 6 months = $1,500; additional compactor usage - $375/mo x 6 months = $2,250.

SECTION VI. D. – CAPITAL LINE ITEM NARRATIVES

CAPITAL REQUEST

5AH000 - ENGINEERING COST – HOLLOW CREEK CRC EXPANSION **$188,500**

This account will cover the cost of services by a consulting engineering firm for preparation of design plans and construction management during the re-construction of the center.

5AH000 – LAND PURCHASE **$150,000**

This account will cover the cost to purchase approximately 2 acres of land to expand the existing Collection & Recycling Center. Current real estate prices in the surrounding area estimate the cost to run about $75,000/acre. This amount of acreage is necessary to properly establish a safe and efficient facility and to allow for future growth.

2 acres x $75,000 = $ 150,000

5AH000 – CONSTRUCTION COST – HOLLOW CREEK CRC EXPANSION **$1,050,000**

These funds would be used for construction costs associated with a turn-key operation of the project. The costs would include the following: mobilization/bonds, clearing/grading, demolition, asphalt, stone base, concrete paving, silt fencing, electrical, chain link fencing, erosion control matting, pavement markings and moving the attendants shed to the new location. These costs are based on an estimate provided by Alliance Consulting Engineers.

5AH000 – (3) NEW COMPACTORS – HOLLOW CREEK CRC EXPANSION **$133,096**

These funds would be used to purchase three (3) new Wastequip Accurate, Model 645XHD-7 compactors. The additional compactors are necessary to support the volume of MSW and Yard Debris and establish a clean wood waste container. The additional compactors would allow the staff to open more lanes during peak hours.

Stationary Compactor	3 @ $ 40,304.00	$ 120,912.00
S.C. Sales Tax		$ 8,463.84
Installation	3 @ $ 1,240.00	$ 3,720.00
	Total	$ 133,095.84

5AH000 – SIGNS – HOLLOW CREEK EXPANSION **$1,500**

This amount represents the funds necessary to obtain new and/or replacement directional, informational and educational signs needed at the new facility. This amount also includes costs for signposts, brackets and other hardware necessary for the installation of new and or existing signs.

5AH000 – VIDEO SURVEILLANCE CAMERA SYSTEM – HOLLOW CREEK CRC EXPANSION **$6,500**

These funds would be used to purchase cameras and video recording equipment to be placed at the expanded Hollow Creek Collection and Recycling Center. The cameras would be used for security, monitoring illegal dumping and theft of county property. Over the years, the Collection and Recycling Centers have experienced a large amount of illegal dumping, theft of recyclable commodities, damage to our property and safety concerns for the staff.

COUNTY OF LEXINGTON
SOLID WASTE MANAGEMENT
Annual Budget
Fiscal Year 2016-17

Fund: 5700
Division: Public Works-Solid Waste
Organization: 121204 - Solid Waste / Landfill Operations

Object Code	Expenditure Classification	2014-15 Expenses	2015-16 Expenses (Dec)	2015-16 Amended (Dec)	2016-17 Requested	BUDGET 2016-17 Recommend	BUDGET 2016-17 Approved
	Personnel						
510100	Salaries & Wages - 7.5	247,919	119,728	274,327	285,090		
510199	Special Overtime	0	1,521	0	0		
510200	Overtime	23,731	6,463	20,000	25,000		
511112	FICA Cost	19,459	9,065	22,516	23,722		
511113	State Retirement	32,171	12,229	32,553	34,389		
511120	Insurance Fund Contribution - 7.5	58,500	29,250	58,500	58,500		
511130	Workers Compensation	24,407	11,469	24,316	24,301		
511213	State Retirement - Retiree	4,205	1,896	0	0		
	*** Total Personnel**	**410,392**	**191,621**	**432,212**	**451,002**	**0**	**0**
	Operating Expenses						
520100	Contracted Maintenance	127,822	55,912	162,258	156,022		
520200	Contracted Services	114,823	100,364	163,620	163,660		
520233	Towing Service	0	0	260	260		
520300	Professional Services	116,175	42,750	137,725	137,725		
520302	Drug Testing Services	40	165	791	791		
520305	Infectious Disease Services	0	0	692	662		
520601	Landfill Monitoring - Batesburg	52,000	25,425	53,500	52,350		
520602	Landfill Monitoring - Edmund	47,200	20,500	47,000	47,900		
520603	Landfill Monitoring - Chapin	35,600	16,500	37,000	34,000		
520612	Closure/Post-Closure Care Cost	(6,040)	0	0	0		
521100	Duplicating	50	15	50	100		
521200	Operating Supplies	137,784	66,083	148,862	145,353		
521220	Closure Operating Supplies	0	0	100,452	79,052		
522000	Building Repairs & Maintenance	7,889	481	9,950	9,010		
522050	Generator Repairs & Maintenance	1,035	860	2,400	1,659		
522100	Heavy Equipment Repairs & Maintenance	48,039	44,613	116,335	159,135		
522201	Fuel Site Repairs & Maintenance	3,867	176	1,325	1,325		
522300	Vehicle Repairs & Maintenance	2,838	3,240	8,000	8,400		
523200	Equipment Rental	96,065	3,867	90,814	102,370		
524100	Vehicle Insurance - 7	2,650	2,650	2,730	3,822		
524101	Comprehensive Insurance - Inland Marine	29,353	30,364	31,243	29,041		
524201	General Tort Liability Insurance	1,254	1,292	1,292	1,331		
524202	Surety Bonds	44	0	0	0		
525006	GPS Monitoring Charges - 17	2,956	1,478	3,184	3,866		
525020	Pagers and Cell Phones	124	68	106	0		
525030	800 MHz Radio Service Charges - 7	3,722	1,605	4,045	4,116		
525031	800 MHz Radio Maintenance - 7	647	0	778	802		
525041	E-mail Service Charges - .5	0	17	41	65		
525210	Conference, Meeting & Training Expenses	700	0	1,042	1,042		
525230	Subscriptions, Dues & Books	0	0	910	800		
525317	Utilities - Landfill (Edmund)	10,315	5,168	12,000	12,000		
525400	Gas, Fuel, & Oil	150,784	44,118	164,394	125,296		
525405	Small Equipment Fuel	434	106	2,192	1,500		
525600	Uniforms & Clothing	3,013	2,489	6,813	6,813		
526500	Licenses & Permits	75	250	3,200	3,200		
530100	Depreciation Expense	603,638	0	580,000	625,000		
535110	2015 Emergency Rain Event	0	418	0	0		

COUNTY OF LEXINGTON
SOLID WASTE MANAGEMENT
Annual Budget
Fiscal Year 2016-17

Fund: 5700
Division: Public Works-Solid Waste
Organization: 121204 - Solid Waste / Landfill Operations

Object Code	Expenditure Classification	2014-15 Expenses	2015-16 Expenses (Dec)	2015-16 Amended (Dec)	2016-17 Requested	BUDGET 2016-17 Recommend	BUDGET 2016-17 Approved
	Operating Expenses - con't						
538000	Claims & Judgments	0	0	100	100		
538600	SCDHEC Fines - Administrative Order	0	0	10,000	10,000		
	*** Total Operating**	**1,594,896**	**470,974**	**1,905,104**	**1,928,568**	**0**	**0**
	**** Total Personnel & Operating**	**2,005,288**	**662,595**	**2,337,316**	**2,379,570**	**0**	**0**
	Capital						
540000	Small Tools & Minor Equipment	1,729	408	2,500	2,500		
599999	Capital Clearing	(395,032)	0	0	0		
	All Other Equipment	401,073	661,472	1,297,088	210,500		
	**** Total Capital**	**7,770**	**661,880**	**1,299,588**	**213,000**	**0**	**0**
	Transfers:						
815701	Op Trn to Solid Waste Post Closure	87,677	92,548	92,548	118,525		
	**** Total Transfers**	**87,677**	**92,548**	**92,548**	**118,525**	**0**	**0**
	***** Total Expenses**	**2,100,735**	**1,417,023**	**3,729,452**	**2,711,095**	**0**	**0**

SECTION IV

COUNTY OF LEXINGTON

Capital Item Summary
Fiscal Year - 2016-2017

Fund # 5700 Fund Title: Solid Waste Management
Organization # 121204 Organization Title: Solid Waste/ Landfill Operations
Program # 1 Program Title: Landfill Operations

Qty	Item Description	***BUDGET*** 2016-2017 Requested Amount
1	Small Tools and Minor Equipment	$2,500.00
1	Used Pickup Truck (Addition)	$5,000.00
1	Heavy Duty Broom (Replacement)	$8,500.00
1	Used Fuel Truck (Addition)	$10,000.00
	Re-Construction Conveyance Ditch B/L Landfill	$22,500.00
	Bear Creek Dam Engineering Inspection / Testing	$34,500.00
	Construction Bear Creek Dam Spillway (Replacement)	$100,000.00
	Engineering / Design Bear Creek Dam Spillway (Replacement)	$30,000.00
	**** Total Capital (Transfer Total to Section III)**	**$213,000.00**

SECTION V-PROGRAM OVERVIEW

Summary of program:

Program 1: Landfill Operations

Objectives:

This program requires the efforts of 7 (seven) Heavy Equipment Operators, 1 (one) Supervisor. This program oversees the Construction Demolition and Yard Waste Landfill Operations, the Wood Waste Grinding/Compost Operations, and Recycling Materials Recovery Facility, while enforcing Lexington County Ordinances, South Carolina Department of Health and Environmental Control (SCDHEC) rules and regulations. The Supervisor is responsible for this department and the Transfer Station (121206); therefore his salaries and all operational items are split accordingly.

SERVICE LEVELS

Service Level Indicators:
Program 1:

Service Levels C&D Yard Waste Processed	Actual FY 13/14	Actual FY 14/15	Estimated FY 15/16	Projected FY 16/17
Tons Land filled	54,096	54,002	57,000	56,000
Tons Wood Waste Ground	6,497	7,314	7,500	8,000
Tons Yard Waste Compost Ground	467	194	145	100
Tons Carpet	0	0	25	50
Tons Carpet Pad	5	4	7	10
Tons Asphalt/ Concrete/	1,370	2,928	2,000	2,500
Porcelain	10	14	15	19
Tons Appliance/ Metals	68	173	202	215
Tons Mattress	135	436	125	150
Total Recycled	8,552	11,063	10,019	11,044
Total Disposed/ Recycled	62,649	65,065	67,019	67,044

SECTION VI. - LINE ITEM NARRATIVES

SECTION VI. A. – SUMMARY OF REVENUES

SECTION VI. B. – LISTING OF POSITIONS

Current Staffing Levels:

Job Title	Full Time Equivalent				
	Positions	Enterprise Fund	Other Fund	Total	Pay Band
Supervisor of Landfill Operations	0.5*	0.5		0.5	113
Heavy Equipment Operators.III	6	6		6.0	108
Heavy Equipment Operators. II	1	1		1	107
Total Positions	7.5	7.5		7.5	

All of these positions require benefits/insurance.
*This position is funded 50% in 121204 and 50% in 121206

SECTION VI. C. - OPERATING LINE ITEM NARRATIVES

520100 – CONTRACTED MAINTENANCE **$156,022**

This account will cover the expenditures for ten (10) pieces of heavy equipment to include Total Maintenance & Repair (TM&R) for mechanical and general maintenance, fire protection systems for each and to cover the cost of portable fire extinguishers.

Each piece of equipment is serviced every 250 operating hours for (TM&R) and the monthly cost is a set price based on the individual equipment. The (TM&R) covers all maintenance, except for ground engaging tools. Each piece of equipment is also covered by a separate contract for a fire protection system, based on four inspections per year, and each inspection's cost is based on the individual piece of equipment.

Estimated replacement parts for fire protection systems	$ 4,000.00

Forty (40) portable fire extinguishers are inspected once a year and recharged

Inspections Each	$ 2.80
	x 40
Total	$ 112.00
Recharging Each	$ 15.40
	x 40
Total	$ 616.00
Estimated replacement parts	$ 2,000.00
Total	$ 2,728.00

Co # 35530 (2011 Model) Caterpillar 826-H Landfill Compactor.

Total Maintenance & Repair (TM&R) per month	$ 2,233.75
	x 12
S.C. sale tax @7%	$ 1,876.35
Total	$ 28,681.35
Fire protection inspection (quarterly)	$ 187.25
	x 4
S.C. sale tax @7%	$ 52.43
Total	$ 801.43
Total	$ 29,482.78

Co # 34291 (2010 Model) Caterpillar 826-H Landfill Compactor

Total Maintenance & Repair (TM&R) per month	$ 3,018.00
	x 12
S.C. sale tax @7%	$ 2,535.12

Total	$ 38,751.12
Fire protection inspection (quarterly)	$ 187.25
	x 4
S.C. sale tax @7%	$ 52.43
Total	$ 801.43
Total	$ 39,552.55

Co # 40323-Caterpillar D-7-E Dozer.

Total Maintenance & Repair (TM&R) per month	$ 1,838.00
	x 12
S.C. sale tax @7%	$ 1,543.92
Total	$ 23,599.92
Fire protection inspection (quarterly)	$ 187.25
	x 4
S.C. sale tax @7%	$ 52.43
Total	$ 801.43
Total	$ 24,401.35

Co # 26019 (2004 Model) Caterpillar 623-G Scraper Pan

Fire protection inspection (quarterly)	$ 187.25
	x 4
S.C. sale tax @7%	$ 52.43
Total	$ 801.43

Co # 37205 Cat 329 Hydraulic Excavator

Total Maintenance & Repair (TM&R) per month	$ 938.00
	x .12
S.C. sale tax @7%	$ 787.92
Total	$ 12,043.92
Fire protection inspection (quarterly)	$ 187.25
	x 4
S.C. sale tax @7%	$ 52.43
Total	$ 801.43
Total	$ 12,845.35

Co # 37801 Volvo 25 Ton off Road Truck

Total Maintenance & Repair (TM&R) per month	$ 858.05
	x .12
S.C. sale tax @7%	$ 720.76
Total	$ 11,017.36
Fire protection inspection (quarterly)	$ 187.25
	x 4
S.C. sale tax @7%	$ 52.43
Total	$ 801.43
Total	$ 11,818.79

Co # 37980 Volvo 25 Ton off Road Truck

Total Maintenance & Repair (TM&R) per month	$ 858.05
	x .12
S.C. sale tax @7%	$ 720.76
Total	$ 11,017.36
Fire protection inspection (quarterly)	$ 187.25
	x 4
S.C. sale tax @7%	$ 52.43
Total	$ 801.43
Total	$ 11,818.79

Co # 36827 Cat 287C Skid Steer

Total Maintenance & Repair (TM&R) per month	$ 465.00
	x .12
S.C. sale tax @7%	$ 390.60
Total	$ 5,970.60

Co # 35427(2011 Model) Caterpillar 430 Backhoe.

Total Maintenance & Repair (TM&R) per month	$ 919.00
	x 12
S.C. sale tax @7%	$ 771.96
Total	$ 11,799.96
Fire protection inspection (quarterly)	$ 187.25
	x 4

S.C. sale tax @7%	$ 52.43
Total	$ 801.43
Total	$ 12,601.39

520200 - CONTRACTED SERVICES **$163,660**

This account is for landfill contracted services for the wood grinding program, recovery facility concrete crushing, fire hood testing, janitorial services for the administration office and delivery of crushed stone.

Janitorial Services for landfill office	
Total	$ 5,000.00
Contract cost (Wood Waste Grinding) – (new contract price)	$ 14.00
Tons	x 8,200
Total	$ 114,800.00
Contract cost (Concrete crushing)	$ 12.00
Tons	x 3000
Total	$ 36,000.00
Contract cost (Rip-Rap) – delivery per ton (new contract price)	$ 5.60
Tons	x 500
Total	$ 2,800.00
Fire hood testing training building (every six months) –	
Total	$ 90.00
Contract cost (Crushed Concrete) – delivery per ton (new contract price)	$ 5.11
Tons	x 500
Total	$ 2,555.00
Contract cost (#57 Stone) – delivery per ton (new contract price)	$ 4.83
Tons	x 500
Total	$ 2,415.00

520233 – TOWING SERVICES **$260**

This account covers cost associated with towing Landfill vehicles as needed for repairs.

520300 - PROFESSIONAL SERVICES **$137,725**

This account covers cost associated with several type services. These services include: Engineering observations & surveying, annual volume calculation, providing technical assistance and overview of construction activities for the Edmund Class 2 Landfill and services for the close Class 3 Landfills at Edmund, Batesburg/Leesville and Chapin.

Class II Landfill Compliance (Edmund)	$ 25,000.00
Survey Services for Landfill Compliance (Edmund)	$ 25,000.00
Topographic survey/Landfill volume calculation (Annual) Edmund	$ 20,000.00
Eng Service – Closure of Lift 4	$ 19,500.00
Corrective Measures &Compliance (Batesburg/Leesville LF)	$ 15,000.00
Corrective Measures & Compliance (Chapin Landfill)	$ 25,000.00
Compost Testing & Sampling	$ 8,000.00
Total	$ 137,500.00

A mandatory fee is required to cover cost of SCDHEC Drinking Water annual fee for public wells located on the landfill site.

Water Fee	$ 225.00
Total Professional Services	$ 137,725.00

520302 - DRUG TESTING SERVICES **$791**

The required Random Drug/Alcohol Testing is for seven (7) employees if an accident/incident were to occur to any employee while operating County equip/vehicle, a Drug/Alcohol testing is mandatory. For employees holding CDL licenses, as required of their position, are on a random drug-screening program.

Random Drug Testing (7 employees x $40/test)	$ 280.00
After hours drug & alcohol (7 employees x $50/test)	$ 350.00
Random Driver History Check (7 employees x $8/report)	$ 56.00
Random Alcohol Testing	$ 15.00
Employees	x 7
Total	$ 105.00
Total Estimated Test	$ 791.00

520305 – INFECTIOUS DISEASE SERVICES **$662**

This account will cover the cost for tetanus and hepatitis "B" inoculations available to employees. 29CFR 1910.1030 Guidelines apply to any personnel considered at risk under OSHA 1970 General Data clause. There is considerable information available to support the inclusion of certain personnel in the Solid Waste Management Division in a pathogenic exposure program to vaccinate against hepatitis "B".

Shot Series cost/ employee $331 x (2) employees = $662

520601 - L/F WELL MONITORING - BATESBURG/LEESVILLE **$52,350**

The proposed engineering fee is to perform bi-annual sampling and laboratory analysis of groundwater at the Batesburg/Leesville Landfill. Engineering consultants oversee and handle all laboratory reports, as required by SCDHEC. This fee includes: Laboratory analysis of sampling for indicator parameters, review of results in relation to maximum contaminant levels and reporting of results to SCDHEC.

520602 - L/F WELL MONITORING - EDMUND **$47,900**

The proposed engineering fee is to perform bi-annual sampling and laboratories analysis of groundwater, monthly NPDES sampling/reporting, monthly methane gas monitoring, GHG reporting to EPA and cover inspection at the Edmund (Class 2 & 3) Landfills. Engineering consultants oversee and handle all laboratory reports as required by SCDHEC. This fee includes: Laboratory analysis of sampling for indicator parameters, review of results in relation to maximum Contaminant levels and reporting of results to SCDHEC. The analysis is more extensive for Edmund than our other closed MSW Landfills. This extensive analysis is listed on the "Appendix 2" and is the same requirements for Subtitle D landfill, by SCDHEC. This fee also includes a bi-annual statistical analysis report for ground water and monthly methane reports sent to SCDHEC.

520603 - L/F WELL MONITORING - CHAPIN **$34,000**

The proposed engineering fee is to perform bi-annual sampling and laboratory analysis of groundwater and annual cover inspection at the Chapin Landfill. Engineering consultants oversee and handle all laboratory reports as required by SCDHEC. This fee includes: Laboratory analysis of sampling for indicator parameters, review of results in relation to maximum contaminant levels and reporting of results to SCDHEC.

521100 - DUPLICATING **$100**

This account covers the cost of duplicating the following: Daily fuel sheets, vehicle & equipment service reports Notification of needed repairs, inter-office and SCDHEC correspondence for Landfill Supervisor.

Copies	$	0.04
	x	2500
Total	$	100.00

521200 - OPERATING SUPPLIES **$145,353**

This account covers the cost for operating supplies used daily in the Landfill operations. Erosion control Maintenance for approx. 142 acres requiring vegetation to include sediment pond dams/trench slopes & closed MSW. Portions of Property will require seed, fertilizer, mulch, and stone for road maintenance. General operating supplies are to include: rake, shovels, work & safety gloves, equipment cleaning supplies, trash bags for litter control throughout landfill facility, etc. This also covers cost of supplies not carried at Central Warehouse.

- Rip Rap Stone x $25.79/ton x 500 tons + 7% SC Sales Tax =	$	13,797.65
- Polymer Material for basin cleaning $101,920.00 + 7% SC Sales Tax=	$	109,054.40
- Grassing Materials (MSW Lf repairs, barrow area & other general maint.)=	$	15,000.00
- Erosion Reinforcement Materials	$	2,500.00
- General Operating Supplies	$	5,000.00
Total	$	145,352.05

521220 – CLOSURE OPERATING SUPPLIES **$79,052**

Edmund construction and demolition – lift four closure estimate cost (partial).

18" HDPE pipe (single wall)	$	4,500.00
18"x18"x18" HDPE T fitting	$	200.00
18" Split Cplg	$	500.00
18" Flrd End	$	1,000.00
12" HDPE pipe (single wall)	$	160.00
12" Split cplg	$	120.00
12" Flrd End	$	1,500.00
12" HDPE T fitting	$	1,000.00
Rip-Rap check dams w/#57 stone	$	2,400.00
Materials for grassing Lifts Four	$	60,000.00
Erosion Reinforcement Materials	$	2,500.00
S.C. Sale tax @ 7%	$	5,171.60
Total	$	79,051.60

522000 - BUILDING REPAIRS & MAINTENANCE **$9,010**

This account covers needed repairs to all structural buildings at the Edmund facility, with the exception of the Transfer Station Facility. Generator maintenance, well & septic tank maintenance, paving asphalt to repair entrance of scales, sandblast and paint for scales, fuel tank maintenance, general maintenance of oil & maintenance storage sheds and office building

Estimated repairs	$	4,000.00
Annual inspection for garage doors (every six months)	$	95.00
	x	9
Total Annual	$	1,710.00
Estimated cost for repairs to garage doors	$	1,500.00
Re-striping of entrance road and parking lot.	$	1,800.00
Total	$	9,010.00

522050 – GENERATOR REPAIRS & MAINTENANCE **$1,659**

Annual inspection and repairs for Generator	$	1,658.15
Total	$	1,658.15

522100 - HEAVY EQUIPMENT REPAIRS & MAINTENANCE **$159,135**

This account is for landfill heavy equipment repairs not covered by contracted maintenance (TM&R) and include items as follows: tires, cutting blades, elevator chains, compactor cleats, pan tires, etc.

Estimated cost for tires off road truck (4)	$	24,000.00
Replacement cleats for compactor	$	40,000.00
623 Pan. Co# 26019	$	5,000.00
D-7-E Dozer Co# 40323	$	10,000.00

826-H Compactor Co# 35530	$ 10,000.00
826-H Compactor Co# 34291	$ 10,000.00
Utility Tractor Co # 35963	$ 500.00
Motor Grader Co # 28298	$ 1,800.00
430 Cat Backhoe Co # 35427	$ 3,000.00
329-E Cat Track hoe CO# 37205	$ 3,000.00
Challenger CO. # 33386	$ 2,000.00
Hydro Seeder CO # 35070	$ 700.00
Water Pump CO. # 36531	$ 1,000.00
287- Cat Skid Steer CO# 36827	$ 2,000.00
25 Ton off Road Truck CO # 37801	$ 10,000.00
25 Ton off Road Truck CO # 37980	$ 10,000.00
25 Ton off Road Water Truck CO # 38138	$ 14,000.00
Foam Fill Tires Hydro Seeder CO. # 35070	$ 1,124.00
Godwin water pump CO. # 38156	$ 600.00
S.C. Sale tax @ 7%	$ 10,410.68
Total	$ 159,134.68

522201 – FUEL SITE REPAIRS & MAINTENANCE **$1,325**

This account is for cost associated with the repairs and maintenance of the fuel system at the Edmund Landfill. Estimate provided by Fleet Maintenance.

522300 - VEHICLE REPAIRS & MAINTENANCE **$8,400**

This account is for cost associated with the service maintenance and repairs for the following vehicles:

Chevy Dump Truck Co#25839	$ 1,000.00
Ford Tractor Low Boy Co# 14962	$ 800.00
Ford 3/4 Ford Truck Co# 31876	$ 800.00
Chevy 1500 Truck Co. # 28364	$ 250.00
Estimated cost for the above vehicles parts	$ 5,000.00
S.C. Sale tax @ 7%	$ 549.50
Total	$ 8,399.50

523200 – EQUIPMENT RENTAL **$102,370**

This account is for cost associated with the rental of equipment to clean out the basin ponds in the landfill, screening of material on the Wood Waste Grinding/Compost Facility to increase sale of material and reconstruction of the entrance (dirt portion) road in the landfill.

Composter Screener (Product Improvement)	$ 17,500.00
Months	x 4
S.C. Sale tax @ 7%	$ 4,900.00
Total	$ 74,900.00
Road Vibrator Roller (Road Maintenance)	$ 3,500.00
Months	x 6
S.C. Sale tax @ 7%	$ 1,470.00

Total	$ 22,470.00
Miscellaneous Equipment	$ 5,000.00

524100 - VEHICLE INSURANCE **$3,822**

This account will cover the cost for liability insurance for seven (7) vehicles $546.00 ea.

Pickup Truck Co # 31876
Pickup Truck Co. # 28364
Dump Truck Co # 25839
Low Boy Co # 14962
Boom Truck Co # 20311
Pickup Truck – New
Fuel Truck – New

524101 - COMPREHENSIVE INSURANCE/LANDFILL EQUIP. **$29,041**

This account is for insurance to cover: Inland, Marine, Fire, Vandalism, etc. of Heavy Equipment used in the landfill operations. Costs based on projections provided by Risk Management.

524201 - GENERAL TORT LIABILITY INSURANCE **$1,331**

This account fee covers the cost for the FY 16/17 for the current number of employees. (Based on provided schedule.)

524202 – SURETY BONDS **$0**

This account fee covers the cost for Surety Bonds for FY 16/17. No bond year.

525006 – GPS MONITORING CHARGES **$3,866**

This account covers cost for GPS monitoring and activation.

Monitoring of 17 Units x $18.95/unit	$ 322.15
Month	x 12
Total	$ 3,865.80

525030 - 800 MHZ RADIO SERVICE CHARGES **$4,116**

This account covers cost for four (7) 800 MHz Radios and are assigned to the following:

Service for (7) 800 MHz Radio x $49.00/month =	$ 343.00
Month	x 12
Total	$ 4,116.00

525031 - 800 MHZ RADIO MAINTENANCE **$802**

This account covers cost for required maintenance of (7) 800 MHz Radios
X $114.50 = $801.50.

Total	$ 801.51

525041 - E-MAIL SERVICE CHARGES **$65**

This account covers the cost for E-Mail Services.

Services	$	10.75
Months	x	6
Total	$	64.50

525210 - CONFERENCE & MEETING EXPENSES **$1,042**

This account will cover cost for the Landfill Supervisor to attend the Solid Waste Association of North America (SWANA) Regional conference. The conference is an educational program to update those in the field of Solid Waste Management on Federal and State regulations and Landfill Operational Applications. Courses are offered to assist with CEU hours that are required in maintaining both SWANA and SCDHEC landfill management re-certifications.

SWANA Registration & Special Courses	$	550.00
3 nights lodging	$	414.00
Per Diem	$	78.00
Total	$	1,042.00

525230 - SUBSCRIPTIONS, DUES & BOOK **$800**

This account is to cover the cost for United States Composting Council's, Seal of Testing Assurance yearly dues.

United States Composting Council's, Seal of Testing Assurance	$	800.00
Total	$	800.00

525317 - UTILITIES - EDMUND LANDFILL **$12,000**

This account covers the cost of utilities at the Edmund Facility, with the exception of the Transfer Station.

525400 - GAS FUEL & OIL **$125,296**

This account will cover the cost for daily gas, diesel, transmission, hydraulic, chassis, antifreeze and other lubricants required for vehicles, heavy equipment's 250-hour services for one year and miscellaneous small equipment. **Fleet services has proposed a budget cost of $ 1.80 a gal. for FY 2016/2017.**

Truck Co # 31876	$	2,263.82
Truck Co. # 28364	$	1,115.65
D-7-E Dozer Co # 40323	$	10,706.00
623 Pan Co # 26019	$	894.90
Dump Truck Co # 25839	$	463.19
Low Boy Co # 14962	$	332.88
Boom Truck Co # 14994	$	500.00
430-E Backhoe Co # 35427	$	1,773.05
826-H Compactor Co # 35530	$	15,326.15
826-H Compactor Co # 34291	$	20,844.59
287-C Skid Steer Co# 36827	$	1,174.77
Track hoe CO# 37205	$	20,031.32
624-K John Deer CO#37213	$	7,000.00
Challenger CO. # 33386	$	631.28

Utility Tractor Co # 35963	$ 100.00
Motor Grader Co # 28298	$ 1,095.26
Hydro Seeder CO. # 35070	$ 1,000.00
Water Pump CO. # 36531	$ 1,034.90
25 Ton off Road Water Truck CO# 38138	$ 1,111.79
25 Ton off Road Truck CO# 37801	$ 7,333.36
25 Ton off Road Truck CO# 37980	$ 7,673.10
Godwin Water Pump CO. # 38156	$ 8,933.59
SCARAB Turner #40207	$ 1,296.07
Miscellaneous Rental & Small Equipment	$ 12,660.00
Total	$ 125,295.67

525405 – SMALL EQUIPMENT FUEL **$1,500**

This account covers the cost of gas for all small equipment.

525600 - UNIFORMS & CLOTHING **$6,813**

This account covers cost for (7) employees on staff and are required to wear uniforms to identify themselves as County employees, while working directly with the public. Safeties apparatus must be worn due to some of the hazardous conditions the employees are exposed.

Safety Boots	(14 @ $125.00)	$ 1,750.00
Winter Jackets	(7 @ $ 59.56)	$ 416.92
Work Pants	(28 @ $ 17.14)	$ 479.92
Tee Shirts	(28 @ $ 14.50)	$ 406.00
Long Sleeve Tee Shirt	(28 @ $ 14.50)	$ 406.00
Hooded sweatshirts	(28@ $ 14.25)	$ 399.00
Sweatshirt hood w/zipper	(28@ $ 15.00)	$ 420.00
Summer Caps	(56@ $ 7.50)	$ 420.00
County Emblem	(27 @ $ 0.76)	$ 20.52
Sewing on Emblem	(27 @ $ 0.80)	$ 21.60
Summer Coveralls	(7 @ $ 18.21)	$ 127.47
Insulated Coveralls	(7 @$ 39.15)	$ 274.05
Parka	(7 @$ 175.00)	$ 1,225.00
S.C. Sale tax @ 7%		$ 445.65
Total		$ 6,812.13

526500 - LICENSE AND PERMITS **$3,200**

This account will cover the cost for the following required permits

Underground Fuel Tank	$ 500.00
Landfill NPDES Permit	$ 2,700.00
Total	$ 3,200.00

530100 - DEPRECIATION **$625,000**

This cost will cover the Depreciation of our FY 16/17

538000 - CLAIMS & JUDGMENTS **$100**

This account will cover any cost, which may occur that are lower than the deductible of our insurance.

538600 – SCDHEC FINES – ADMIN ORDER **$10,000**

This account will cover potential landfill fines issued by DHEC.

SECTION VI. D. – CAPITAL LINE ITEM NARRATIVES

CAPITAL REQUEST

540000 - SMALL TOOLS & MINOR EQUIPMENT $2,500

This account will cover costs for any small tools and minor equipment, which falls below the $500 capital cost limit. To include replacements items not stocked at Central Warehouse such as wrenches, ratchets, sockets, floor jacks, Smart Phone for the HEO,S and Landfill Supervisor etc.

5AH000 – (1) USED PICKUP TRUCK – (ADDITION) $5,000

To cover the cost of purchasing one (1) used pickup truck. This vehicle is necessary to provide maintenance personnel with transportation and hauling capability for collection of litter bags on the entrance road and landfill maintenance such as matting, mulching, etc.

5AH000 – (1) HEAVY DUTY UTILITY BROOM (REPLACEMENT) $8,500

To cover the cost of purchasing one (1) replacement utility broom attachment. This unit is used to remove debris from the landfill roads and parking lot. The current broom is ten years old and is not large enough to handle the massive area. Therefore, it is constantly breaking down and repairs have run as high as 40% of the cost to replace it. The replacement broom is a larger industrial utility broom that would be used on the CAT Skid Steer, rather than the smaller John Deere Tractor.

5AH000 – (1) USED FUEL TRUCK – (ADDITION) $10,000

To cover the cost of purchasing one (1) used fuel truck . This vehicle is necessary to provide fuel for equipment located on the landfill, such as the waste compactors, excavator, dozer, water pump, etc. Currently fueling is completed using a small tank on a pickup, requiring numerous trips to fuel the equipment. The fuel tanker has a 1500 gallon tank and would more efficiently provide the fuel required. Fueling equipment on the landfill has decreased wear and tear on the equipment versus transporting the equipment each day to the fuel depot, and has increased equipment utilization.

5AH000 – RE-CONSTRUCTION CONVEYANCE DITCH B/L LANDFILL $22,500

To cover the cost for the reconstruction of a conveyance ditch at the closed Batesburg/Leesville Landfill. The existing ditch is in disrepair and plans for its reconstruction have been previously completed.

5AH000 – BEAR CREEK DAM ENGINEERING INSPECTION/TESTING $34,500

To cover the cost for the engineering inspection/testing on the Bear Creek Dam located on the Edmund Landfill property.

5AH000 – CONSTRUCTION - BEAR CREEK DAM SPILLWAY (REPLACEMENT) $100,000

These funds would cover the cost for the replacement/re-construction of the existing spillway on the Bear Creek Dam. The existing spillway is over 40 years old and the concrete is beginning to crumble. Any structural failure of the spillway could have serious consequences downstream.

5AH000 – ENGINEERING/DESIGN - BEAR CREEK DAM SPILLWAY (REPLACEMENT) $30,000

To cover the cost of engineering/design for the replacement/re-construction of the existing spillway on the Bear Creek Dam.

TRANSFERS

815701 – OP TRN TO SOLID WASTE POST CLOSURE CARE COST **$118,525**

This is our annual portion of the Financial Assurance, as required by SCDHEC. These funds cover the Closure/Post Closure costs of the Edmund C&D Landfill.

SECTION IIIA

COUNTY OF LEXINGTON
New Departmental Program Request Summary
Fiscal Year - 2016 - 2017

Fund # 5700 — Fund Title: Solid Waste Management
Organization # 121204 — Organization Title: Solid Waste / Landfill Operations

Object Expenditure Code	Classification	Program # 1 New Positions HEO III's	Program # 2 Compost Screener	Program #3	Program #4	Total 2016-2017 Requested
	Personnel					
510100	Salaries #_4_	68,956	0	0	0	68,956
510300	Part Time #___	0	0	0	0	0
511112	FICA Cost	5,275	0	0	0	5,275
511113	State Retirement	7,627	0	0	0	7,627
511114	Police Retirement	0	0	0	0	0
511120	Insurance Fund Contribution #_2__	15,600	0	0	0	15,600
511130	Workers Compensation	6,027	0	0	0	6,027
511131	S.C. Unemployment	0	0	0	0	0
	*** Total Personnel**	103,485	0	0	0	103,485
	Operating Expenses					
520100	Contracted maintenance	0	14,541			14,541
520200	Contracted Services	0	0	0	0	0
520300	Professional Services	0	0	0	0	0
520302	Drug Testing Service	226	0	0	0	226
520305	Infectious Disease Services	662	0	0	0	662
521000	Office Supplies	0	0	0	0	0
521100	Duplicating	0	0	0	0	0
521200	Operating Supplies	278	0	0	0	278
522100	Heavy Equipm. Repairs & Mainten	0	2,500	0	0	2,500
522200	Small Equipment Repairs & Maint.	0	0	0	0	0
522300	Vehicle Repairs & Maintenance	0	0	0	0	0
523000	Land Rental	0	0	0	0	0
524000	Building Insurance	0	0	0	0	0
524100	Vehicle Insurance #___	0	0	0	0	0
524101	Comprehensive Insurance #_1__	0	3,888	0	0	3,888
524201	General Tort Liability Insurance	154	0	0	0	154
524202	Surety Bonds	0	0	0	0	0
525000	Telephone	0	0	0	0	0
525030	800 Radio Service Charge	1,176	0	0	0	1,176
525031	800 Radio Maintenance	229	0	0	0	229
525210	Conference & Meeting Expenses	0	0	0	0	0
525230	Subscriptions, Dues, & Books	0	0	0	0	0
525___	Utilities - _____	0	0	0	0	0
525400	Gas, Fuel, & Oil	0	5,184	0	0	5,184
525600	Uniforms & Clothing	2,346	0	0	0	2,346
526500	Licenses & Permits	0	0	0	0	0
	*** Total Operating**	5,071	26,113	0	0	31,184
	**** Total Personnel & Operating**	108,556	26,113	0	0	134,669
	**** Total Capital (From Section IV)**	9,200	450,000	0	0	459,200
	***** Total Budget Appropriation**	117,756	476,113	0	0	593,869

SECTION III

COUNTY OF LEXINGTON
New Program Request
Fiscal Year - 2016-2017

Fund # 5700 | Fund Title: Solid Waste Management
Organization # 121204 | Organization Title: Solid Waste Landfill Operations
Program # 1 | Program Title: Heavy Equipment Operator

Object Expenditure Code	Classification	Total 2016 - 2017 Requested
	Personnel	
510100	Salaries # 42	68,956
510300	Part Time #	
511112	FICA Cost	5,275
511113	State Retirement	7,627
511114	Police Retirement	
511120	Insurance Fund Contribution # 42	15,600
511130	Workers Compensation	6,027
511131	S.C. Unemployment	
	*** Total Personnel**	103,485
	Operating Expenses	
520100	Contracted maintenance	
520200	Contracted Services	
520300	Professional Services	
520302	Drug Testing Service	226
520305	Infectious Disease Services	662
521000	Office Supplies	0
521100	Duplicating	0
521200	Operating Supplies	278
		0
522100	Equipment Repairs & Maintenance	
522200	Small Equipment Repairs & Maint.	
522300	Vehicle Repairs & Maintenance	
523000	Land Rental	
524000	Building Insurance	
524100	Vehicle Insurance #	
524101	Comprehensive Insurance # 1	
524201	General Tort Liability Insurance	154
524202	Surety Bonds	
525000	Telephone	
525030	800Radio Service Charge	1,176
525031	800 Radio Maintenance	229
525100	Postage	
525210	Conference & Meeting Expenses	
525230	Subscriptions, Dues, & Books	
525	Utilities -	
525400	Gas, Fuel, & Oil	
525600	Uniforms & Clothing	2,346
526500	Licenses & Permits	
	*** Total Operating**	5,071
	**** Total Personnel & Operating**	**108,556**
	**** Total Capital (From Section IV)**	9,200
	***** Total Budget Appropriation**	**117,756**

SECTION IV

COUNTY OF LEXINGTON
Capital Item Summary
Fiscal Year - 2016 - 2017

Fund # 5700 Fund Title: Solid Waste Management
Organization # 121204 Organization Title: Solid Waste / Landfill
Program # 1 Program Title: Heavy Equipment Operator

Qty	Item Description	***BUDGET*** 2016-2017 Requested Amount
2	800 MHZ Radio	$9,200

**** Total Capital (Transfer Total to Section I and IA)** **9,200**

SECTION V - PROGRAM OVERVIEW

Summary of Programs:

Program 1 – (2) Heavy Equipment Operator III (HEOIII)

Program 1: New Heavy Equipment Operator III (2)

Objectives:

Two Heavy Equipment Operator III positions are being requested to assist with the overall daily solid waste facility operations, as well as labor required for maintenance duties and the increase in recovery operations, such as the Grinding and Compost Facility and the new Material Recovery Processing Facility.
In order to continue the successful diversion of materials from the landfill and process the increased volume of materials associated with County growth, additional personnel are required.

Additionally, the Department has taken over maintenance duties at the County's three closed landfills from the Department of Public Works. This includes mowing, landfill cover and storm water diversion structure maintenance at the Chapin, Batesburg/Leesville and 321 Landfills.

The Department has also experienced a reduction in the provision of Community Service personnel that have assisted in the large number of maintenance duties at the landfill. These include litter collection both on landfill lane and wind blow litter on the landfill, transfer station maintenance of the chute area and waste water recovery system, equipment cleaning, etc. In 2007, Community Service hours for the year equaled 5,526 or approximately 3.0 laborers per day. Since 2007 the number of hours of community service has diminished. In 2015, the number service hours totaled 2,288 or nearly 1.0 laborer per day. The new positions will assist in this maintenance work.

An analysis of the total staff hours required to accomplish the increasing work load versus the existing staff hours available is as follows.

Work Requirements	Annual Work Hours	Total Available Hours
		18,720
Transfer Station Operation	3,640	15,080
Landfill Operation	3,640	11,440
Cover Material Hauling	4,680	6,760
Maintenance Projects	3,140	3,620
Pond Maintenance	365	3,255
Seeding/Watering	1,300	1,955
Grading Roads	80	1,875
Mowing Landfills	640	1,235
Compost/Recovery Facility Operation	2,519	(1,284)
Windrow Screening	1,920	(3,204)
Safety/Staff Meetings	54	(3,258)
Personnel Leave	1,075	(4,333)

Details – Work Requirements

- Total Available Work Hours – combination of all existing HEO's (9) x 40 hrs per week x 52 weeks = 18,720 hours.
- Transfer Station Operation – requires one (1) HEO for 10 hrs per day, 7 days a week x 52 weeks = 3,640 hours.
- Landfill Operation – requires one (1) HEO for 10 hrs per day, 7 days a week x 52 weeks = 3,640 hours.
- Cover Material Hauling – requires three (3) HEO's for 10 hrs per day, three (3) days per week x 52 weeks = 4,680 hours.
- Maintenance Projects – average one (1) day per week, for six (6) HEO's, for 10 hours each x 52 weeks = 3,140 hours.
- Pond Maintenance – requires an average of 1 hour per day or 365 hours per year.
- Seeding/Watering – seeding requires three (3) HEO's 10 hours per week per HEO, x 26 weeks = 780 hours. Watering requires one (1) HEO 4 hours per day = 20 hours per week x 26 weeks = 520 hours.
- Grading roads – average 80 hours per year.
- Mowing four (4) landfills – requires two (2) HEO's for 10 hrs per day, 4 days per week per landfill x twice a year = 640 hours.
- Compost/Material Recovery Facility Operation – total hours = 2,519
    1. Temp./moisture readings – 2 HEO's, 45 minutes each, twice per week x 52 weeks = 156 hours.
    2. Stockpile incoming material – one (1) HEO, 3 hours per week x 52 weeks = 156 hours.
    3. Haul out contaminates – approximately 15 hours per year.
    4. Windrowing – requires three (3) HEO's, 10 hours per day, 5 days x 4 times per year = 600 hours.
    5. Turning windrows – (50 windrows) takes one-half hour each = 25 hours x 52 weeks = 1300 hours.
    6. Grading – three (3) HEO's x 30 hours per week x 4 times per year = 240 hours.
    7. Loading outbound mulch/compost – average one (1) hour per week = 52 hours.
- Windrow Screening Finished compost – requires three (3) HEO's for 10 hrs per day, 160 hrs x 4 times per year = 1,920 hours.
- Safety meetings – nine (9) HEO's, 15 minutes per week, twice a month = 54 hours.
- Vacations/Sick Days – 1,075 hours last year for HEO's were incurred.

A total deficit of 4,333 hours divided by 2080 hours per person per year equals a requirement of 2.08 persons to alleviate the backlog of projects and provide adequate personnel to complete these increasing duties.

SECTION VI. – LINE ITEM NARRATIVES

SECTION VI. A. – SUMMARY OF REVENUES

SECTION VI. B. – LISTING OF POSITIONS

Current Staffing Level:

Job Title	Full Time Equivalent Positions	General Fund	Other Fund	Total	Grade
Heavy Equipment Operators III*	2		2	2	108
Total Positions	2		1	1	

*These positions require insurance.

Requested Personnel Budget:

510100 - SALARIES AND WAGES (4.0) **$68,956**

(2) Heavy Equipment Operator III's (Grade 108) x $34,478 Salary per year = $ 68,956

511112 - FICA COSTS **$5,275**

FICA 7.65 % x $68,956 = $ 5,275

511113 - STATE RETIREMENT **$7,627**

Retirement 11.06 % x $68,956 = $ 7,627

511120 – HEALTH INSURANCE **$ 15,600**

(2) Heavy Equipment Operators x $7,800 cost per year = $ 15,600

511130 - WORKERS COMPENSATION (3.0 FTE) **$6,027**

Workers Compensation $68,956 x 0.0874 (6217) = $6,027

SECTION VI. C. – OPERATING LINE ITEM NARRATIVES

520302 - DRUG TESTING SERVICES **$226**

The required Random Drug/Alcohol Testing is for four (4) employees

The required Random Drug/Alcohol Testing is for two (2) employees if an accident/incident were to occur to any employee while operating County equip/vehicle, a Drug/Alcohol testing is mandatory. For employees holding CDL licenses, as required of their position, are on a random drug-screening program.

Random Drug Testing (2 employees x $40/test)	$ 80.00
After hours drug & alcohol (2 employees x $50/test)	$ 100.00
Random Driver History Check (2 employees x $8/report)	$ 16.00
Random Alcohol Testing	$ 15.00
Employees	x 2
Total	$ 30.00
Total Estimated Test	$ 226.00

520305 – INFECTIOUS DISEASE SERVICES **$662**

This account will cover the cost for tetanus and hepatitis "B" inoculations available to employees. 29CFR 1910.1030
Guidelines apply to any personnel considered at risk under OSHA 1970 General Data clause. There is considerable information available to support the inclusion of certain personnel in the Solid Waste Management Division in a pathogenic exposure program to vaccinate against hepatitis "B".

Shot Series cost/ employee $331 x (2) employees = $662

521200 - OPERATING SUPPLIES **$278**

This account covers the cost for operating supplies used daily.

Safety glasses	$ 25.00
Pairs	x 2
Total	$ 50.00
Work gloves - operators	4.75
Pairs	x 48
Total	$ 228.00
Total	$ 278.00

524201 - GENERAL TORT LIABILITY INSURANCE **$456**

This account covers cost for the FY 16-17

525030 - 800 MHZ RADIO SERVICE CHARGES **$1,176**

This account covers cost for (2) 800 MHz Radios.

Service for (2) 800 MHz Radio x $49/each Month	$	98.00
	x	12
Total	$	1,176.00

525031 - 800 MHZ RADIO MAINTENANCE **$229**

This account covers cost for needed maintenance for (2) 800 MHz Radios x $114.50/year =.

Total	$	229.00

525400 - UNIFORMS & CLOTHING **$2,346**

This account covers cost for four employees and are required to wear uniforms to identify themselves as County employees, while working directly with the public. Safety apparatus must be worn, due to some of the hazardous conditions the employees are exposed.

Safety Boots	(4 @ $125.00)	$	500.00
Winter Jackets	(2 @ $ 59.56)	$	238.24
Work Pants	(8 @ $ 17.14)	$	274.24
Tee Shirts	(8 @ $ 14.50)	$	232.00
Long Sleeve Tee Shirt	(8 @ $ 14.50)	$	116.00
Hooded sweatshirts	(8@ $ 14.25)	$	114.00
Sweatshirt hood w/zipper	(8@ $ 15.00)	$	120.00
Summer Caps	(16@ $ 7.50)	$	120.00
County Emblem	(8 @ $ 0.76)	$	6.08
Sewing on Emblem	(8 @ $ 0.80)	$	6.40
Summer Coveralls	(2 @ $ 18.21)	$	36.42
Insulated Coveralls	(2 @$ 39.15)	$	78.30
Parka	(2 @$ 175.00)	$	350.00
	S.C. Sale tax @ 7%	$	153.42
	Total	$	2,345.10

SECTION VI. D. – CAPITAL LINE ITEM NARRATIVES

CAPITAL REQUEST

5AG000 - (2) 800 MHZ RADIO **$9,200**

This account will cover the cost for Two (2) 800 MHz radio for the requested positions to provide continuous communication with the department or other agencies. $4,600 each x 2 = $9,200

SECTION III

COUNTY OF LEXINGTON
New Program Request
Fiscal Year - 2016-2017

Fund # 5700 — Fund Title: Solid Waste Management
Organization # 121204 — Organization Title: Solid Waste Landfill Operations
Program # 2 — Program Title: Track mounted screener

Object Code	Expenditure Classification	Total 2016-2017 Requested
	Personnel	
510100	Salaries #___	0
510300	Part Time #___	0
511112	FICA Cost	0
511113	State Retirement	0
511114	Police Retirement	0
511120	Insurance Fund Contribution #___	0
511130	Workers Compensation	0
511131	S.C. Unemployment	0
	*** Total Personnel**	0
	Operating Expenses	
520100	Contracted maintenance	14,541
520200	Contracted Services	0
520300	Professional Services	0
520400	Advertising	0
521000	Office Supplies	0
521100	Duplicating	0
521200	Operating Supplies	0
		0
		0
522100	Equipment Repairs & Maintenance	0
522200	Small Equipment Repairs & Maint.	2,500
522300	Vehicle Repairs & Maintenance	0
523000	Land Rental	0
		0
524000	Building Insurance	0
524100	Vehicle Insurance #___	0
524101	Comprehensive Insurance #_1__	0
524201	General Tort Liability Insurance	3,888
524202	Surety Bonds	0
525000	Telephone	0
		0
525100	Postage	0
525210	Conference & Meeting Expenses	0
525230	Subscriptions, Dues, & Books	0
525___	Utilities - _____	0
525400	Gas, Fuel, & Oil	5,184
525600	Uniforms & Clothing	0
526500	Licenses & Permits	0
		0
		0
		0
		0
		0
		0
		0
	*** Total Operating**	26,113
	**** Total Personnel & Operating**	26,113
	**** Total Capital (From Section IV)**	450,000
	***** Total Budget Appropriation**	476,113

SECTION IV

COUNTY OF LEXINGTON
Capital Item Summary
Fiscal Year - 2016 - 2017

Fund # 5700 Fund Title: Solid Waste Management
Organization # 121204 Organization Title: Solid Waste / Landfill Operations
Program # 2 Program Title: Track mounted screener

Qty	Item Description	***BUDGET*** 2016-2017 Requested Amount
1	Track mounted screener	$450,000

**** Total Capital (Transfer Total to Section III)** **450,000**

SECTION V - PROGRAM OVERVIEW

Summary of Programs:

Program 2– Track Mounted Compost Screener

Program 1: Track Mounted compost screener

Objectives:

This account will cover the cost of a new track mounted compost screener. The compost screener will be used to screen compost material from the wood waste windrows. Clean wood waste is being diverted from the Edmund C&D landfill to include trees, limbs, leaves, pine straw, stumps, pallets etc. The wood grinding and composting program was started in February of 2010 to reduce the amount of material that was being land filled. To-date, the wood grinding and composting program has diverted enough material (33,563 tons) to extend the life of the Landfill, Cell I for an additional eight (8) months.

Wood waste material is brought into the Edmund landfill and stock piled; the stock piled material is ground through a contracted vendor (at least quarterly) and placed into windrows; the windrows are turned regularly, using a windrow turner, to maintain the proper moisture and temperature and after approximately 3 months the material is ready to be screened for compost.

Once the material is ready to be screened, a screener is rented ($17,535 per month) and the staff has to abandon their regular duties to start the screening process. To screen the amount of material windrowed within the 30 day rental period, it requires the use of a minimum of five (5) heavy equipment operators, along with the following equipment: an excavator, two (2) off road dump trucks, a regular dump truck and the dozer or loader. Based on the three (3) month curing time, and renting screening equipment a month at a time, screening takes place 4 times per year for a total cost of $70,140.

With a County owned screener, the windrows could be screened on a monthly basis or as needed. The specific screener that would be purchased could be handled by a minimum of only two (2) heavy equipment operators, along with just the excavator and one (1) off road dump truck. Having a screener on site would increase efficiency by reducing both labor and equipment costs; the material could be screened on a regular basis to correspond with other workload demands; a screener would reduce the number of times the material is handled and a screener would reduce the per ton cost for screening.

Listed below are the tons of material screened and expenditures for screening.

Volume of Material	**Actual FY 13/14**	**Actual FY 14/15**	**Estimate FY 15/16**	**Estimate FY 16/17**
Tons	**6,963.81**	**7,507.10**	**7,500**	**8,000**
Expenditures To rent screener	$13,107.50*	$53,833.30	$52,605.00**	$70,140.00

*First year screening, screener rented for 1 month only.
**Use of a demo machine reduced annual costs.

Listed below are the projected monthly and annual expenses.

	Monthly	ANNUAL
TM&R	$1,144.90	$13,738.80
Fuel	$432.00	$5,184.00
Parts	$208.33	$2,499.96
Insurance	$324.00	$3,888.00
Fire inspection	$66.78	$801.36
TOTAL	**$2,176.01**	**$26,112.12**
Depreciation (15 years)		$30,000.00
Total Operating Costs		**$56,112.12**

The current estimated operating cost to screen 8,000 tons of material is $8.77 per ton. The projected annual operating cost for a County owned screener would be $7.01 per ton, ($56,112.12 divided by 8,000 tons = $7.01), or a difference of $1.76/ton, a savings in the first year of $14,080. This savings does not include the reduction in both labor and equipment costs. Also, any increase in the amount of material screened would be a direct increase at the rental price of $8.77 per ton, as it would require additional rental hours.

A County owned screener can utilize economies of scale and would be able to handle more material with minimal or no cost increase. Based on the rate that wood waste material is being diverted, along with the rental rate for screening the material and the efficiencies that would be gained, it would be more economical to purchase a screener.

SECTION VI. – LINE ITEM NARRATIVES

520100 – CONTRACTED MAINTENANCE **$14,541**

This account will cover the expenditures for the compost screener to include Total Maintenance & Repair (TM&R) mechanical and general maintenance, fire protection systems and an auto lube system.

Co. # 00000 track mounted compost screener

Total Maintenance & Repair (TM&R) per month.	$	1,070.00
	x	12
S.C. SALE TAX @ 7%	$	898.80
Total	$	13,738.80
Fire protection inspection (quarterly)	$	187.25
	x	4
S.C. sale tax @7%	$	52.43
Total inspection	$	801.43
Total Contracted Maintenance	$	14,540.23

522100 - HEAVY EQUIPMENT REPAIRS & MAINTENANCE **$2,500**

This account covers repairs to the compost screener not included in contracted maintenance and includes items such as cutting blades, damage repairs, etc.

Estimated cost for repairs $ 2,500.00

524101 - COMPREHENSIVE INSURANCE/LANDFILL EQUIP. **$3,888**

This account is for insurance to cover: Inland, Marine, Fire, Vandalism, etc. for the compost screener.

525400 - GAS, FUEL & OIL **$5,184**

This account covers the cost for gas, diesel, transmission, hydraulic, chassis, anti-freeze and other lubricants required for equipment's services and daily fuel for one year. **Fleet Services has proposed a budget cost of $ 1.80 a gal. for this FY.**

Compost screener: 240 gallons per month x 12 months = 2,880 gallons x $1.80 gal.$ 5,184.00

SECTION VI. D. – CAPITAL LINE ITEM NARRATIVES

CAPITAL REQUEST

5AH000 - TRACK MOUNTED COMPOST SCREENER $450,000

This account will cover the cost to purchase a new track mounted compost screener. The equipment will be used to screen the compost material from the wood waste being diverted from the Edmund C&D landfill

COUNTY OF LEXINGTON
SOLID WASTE MANAGEMENT
Annual Budget
Fiscal Year 2016-17

Fund: 5700
Division: Public Works-Solid Waste
Organization: 121205 - Solid Waste / 321 Reclamation/Close/Superfund

Object Code	Expenditure Classification	2014-15 Expenses	2015-16 Expenses (Dec)	2015-16 Amended (Dec)	2016-17 Requested	BUDGET 2016-17 Recommend	BUDGET 2016-17 Approved
	Personnel						
	*** Total Personnel**	**0**	**0**	**0**	**0**	**0**	**0**
	Operating Expenses						
520200	Contracted Services	43,796	6,330	54,050	37,000		
520300	Professional Services	180,923	76,170	166,190	187,960		
520620	EPA Cost	10,050	10,382	49,561	30,000		
521100	Duplicating	8	4	10	10		
525315	Utilities - Landfill/Cayce 321	26,121	11,776	30,000	32,000		
526500	Licenses & Permits	1,493	1,499	2,000	2,000		
530100	Depreciation	5,820	0	6,000	6,500		
538500	Property Taxes	1,463	1,938	1,939	2,500		
	*** Total Operating**	**269,674**	**108,099**	**309,750**	**297,970**	**0**	**0**
	**** Total Personnel & Operating**	**269,674**	**108,099**	**309,750**	**297,970**	**0**	**0**
	Capital						
599999	Capital Clearing	0	0	0	0		
	All Other Equipment	0	0	53,500	0		
	**** Total Capital**	**0**	**0**	**53,500**	**0**	**0**	**0**
	***** Total Expenses**	**269,674**	**108,099**	**363,250**	**297,970**	**0**	**0**

SECTION V. - PROGRAM OVERVIEW

Summary of Program:

321 Landfill

Objectives:

The 321 landfill was closed in 1988 and declared a superfund several years later. The basic reasons for being declared a superfund site by the EPA were: 1.) Groundwater contamination; 2.) Methane gas migration, and 3.) Sediment and erosion. At this time groundwater recovery wells have been installed, a methane recovery system, and the sediment and erosion issues are under control.

The groundwater and methane systems are high maintenance and will be ongoing costs for many years.

At this time no major issues are anticipated at this landfill. The methane and groundwater systems apparently are functioning to SCDHEC and USEPA's satisfaction. These are the two major areas of concern.

All costs related to this program are USEPA/SCDHEC mandated requirements.

SECTION VI. – LINE ITEM NARRATIVES

SECTION VI. A. – LISTING OF REVENUES

SECTION VI. B. – LISTING OF POSITIONS

SECTION VI. C. – OPERATING LINE ITEM NARRATIVES

520200 – CONTRACTED SERVICES **$ 37,000**

This account includes the cost of Operation, maintenance and sampling/analysis of methane and groundwater systems.

520300 - PROFESSIONAL SERVICES **$ 187,960**

The operation management, annual inspection and reporting fees, ground water/methane reports, remedial operations, and coordination with DHEC/EPA by our consultant for this project is included in this account.

520620 – EPA COST **$ 30,000**

This account includes payment to the USEPA based on costs incurred for managing this site.

521100 – DUPLICATING **$ 10**

This account includes cost of duplication for 321 Landfill account.

52315 – UTILITIES **$ 32,000**

Estimated utility cost for groundwater recovery and methane recovery systems and based on historical information.

526500 – LICENSES AND PERMITS **$ 2,000**

This covers the estimated SCDHEC fees for spray irrigation system and other permits.

530100 – DEPRECIATION **$ 6,500**

To cover anticipated depreciation expense for equipment at the 321 Landfill.

538500 – PROPERTY TAXES **$ 2,500**

To cover anticipated property taxes for leased buildings at the 321 Landfill.

SECTION VI. D. – CAPITAL LINE ITEM NARRATIVES

CAPITAL REQUEST

5AG000 DETENTION BASIN RECONSTRUCTION $40,000

This account will cover the cost for reconstruction and repair of a detention basin and outfall at the 321 Landfill.

5AG000 ENG. SERVICES - DETENTION BASIN AND OUTFALL RECONSTRUCTION $13,500

This account will cover the cost for engineering design and construction monitoring for the reconstruction and repair of a detention basis at the 321 Landfill.

COUNTY OF LEXINGTON
SOLID WASTE MANAGEMENT
Annual Budget
Fiscal Year 2016-17

Fund: 5700
Division: Public Works-Solid Waste
Organization: 121206 - Solid Waste / Transfer Station

Object Code	Expenditure Classification	2014-15 Expenses	2015-16 Expenses (Dec)	2015-16 Amended (Dec)	2016-17 Requested	BUDGET 2016-17 Recommend	BUDGET 2016-17 Approved
	Personnel						
510100	Salaries & Wages - 2.5	105,753	49,625	102,326	107,075		
510199	Special Overtime	0	553	0	0		
510200	Overtime	13,221	4,116	16,000	18,000		
511112	FICA Cost	8,194	3,740	9,052	9,415		
511113	State Retirement	7,079	1,929	13,087	13,649		
511120	Insurance Fund Contribution - 2.5	19,500	9,750	19,500	19,500		
511130	Workers Compensation	11,289	5,201	9,283	9,490		
511213	State Retirement - Retiree	8,776	4,076	0	0		
	*** Total Personnel**	**173,812**	**78,990**	**169,248**	**177,129**	**0**	**0**
	Operating Expenses						
520100	Contracted Maintenance	14,582	11,315	34,320	38,784		
520200	Contracted Services	3,711,920	1,799,997	4,095,395	4,658,825		
520219	Water & Other Beverage Service	0	440	994	994		
520300	Professional Services	0	0	5,375	19,125		
520302	Drug Testing Services	0	0	339	339		
520305	Infectious Disease Services	0	0	692	331		
521000	Office Supplies	6	58	500	500		
521100	Duplicating	29	7	50	100		
521200	Operating Supplies	3,996	2,817	4,849	4,849		
522000	Building Repairs & Maintenance	47,214	6,210	50,800	50,800		
522100	Heavy Equipment Repairs & Maintenance	61,148	5,486	96,755	111,489		
522200	Small Equipment Repairs & Maintenance	6,357	1,225	6,555	6,780		
522201	Fuel Site Repairs & Maintenance	0	0	225	225		
523200	Equipment Rental	146	51	2,074	2,074		
524000	Building Insurance	1,035	921	1,087	1,120		
524101	Comprehensive Insurance	1,731	1,574	1,562	3,807		
524201	General Tort Liability Insurance	761	761	784	808		
524202	Surety Bonds	15	0	0	0		
525006	GPS Monitoring Charges	227	114	228	455		
525020	Pagers and Cell Phones	104	0	106	0		
525021	Smart Phone Charges	0	0	0	636		
525030	800MHz Radio Service Charges - 3	1,060	466	1,764	1,764		
525031	800 MHz Radio Maintenance - 3	323	0	334	344		
525041	E-mail Service Charges - .5	40	20	41	65		
525210	Conference, Meeting & Training Expenses	0	0	500	1,834		
525230	Subscriptions, Dues, & Books	0	0	100	110		
525317	Utilities - County L/F Edmund	6,801	4,258	8,500	9,000		
525400	Gas, Fuel, & Oil	16,203	5,166	16,586	13,642		
525600	Uniforms & Clothing	1,475	660	2,000	3,017		
526500	Licenses & Permits	400	500	700	700		
530100	Depreciation	43,292	0	65,000	50,000		
538000	Claims & Judgments	0	0	100	100		
	*** Total Operating**	**3,918,865**	**1,842,046**	**4,398,315**	**4,982,617**	**0**	**0**
	**** Total Personnel & Operating**	**4,092,677**	**1,921,036**	**4,567,563**	**5,159,746**	**0**	**0**
	Capital						
540000	Small Tools & Minor Equipment	303	0	500	500		
599999	Capital Clearing	(389,712)	0	0	0		
	All Other Equipment	389,712	(1,905)	409,203	298,712		
	**** Total Capital**	**303**	**(1,905)**	**409,703**	**299,212**	**0**	**0**
	***** Total Expenses**	**4,092,980**	**1,919,131**	**4,977,266**	**5,458,958**	**0**	**0**

SECTION IV

COUNTY OF LEXINGTON

Capital Item Summary

Fiscal Year - 2016-2017

Fund # 5700 Fund Title: Solid Waste Management
Organization # 121206 Organization Title: Solid Waste/ Transfer Station
Program # Program Title: Transfer Station

Qty	Item Description	*BUDGET* 2016-2017 Requested Amount
1	Small Tools & Minor Equipment	500
1	Mobile Radio (Replacement)	4,600
	Transfer Station Lighting Improvements	9,112
	Transfer Station Roof Replacement (Replacement)	280,000
	Engineering Cost - Transfer Station Roof Replacement (Replacement)	5,000
	** Total Capital (Transfer Total to Section I and IA)	**299,212**

SECTION V - PROGRAM OVERVIEW

Summary of Programs:

Program 1 - Transfer Station

Program 1; Transfer Station

Objectives:

This program requires the efforts of 2 (two) Heavy Equipment Operators, 1 (one) Supervisor. This program processes all Municipal Solid Waste (MSW) entering the facility through the Transfer Station, while enforcing Lexington County Ordinance, South Carolina Department of Health and Environmental Controls, (SCDHEC) rules and regulations. The Supervisor is responsible for this department and the Landfill Operations (121204), therefore his salary and all operational items are split accordingly.

SERVICE LEVELS

Service Level Indicators:
Program 1:

MSW Processed	Actual FY 13/14	Actual FY 14/15	Estimated FY 15/16	Projected FY 16/17
Landfilled Tons	107,062	112,747	122,359	126,067
Transferred Tons	104,949	109,827	120,146	123,767

SECTION VI. – LINE ITEM NARRATIVES

SECTION VI. A. – SUMMARY OF REVENUES

SECTION VI. B. – LISTING OF POSITIONS

Current Staffing Level:

Job Title	Full Time Equivalent Positions	Enterprise Fund	Other Fund	Total	Pay Band
Landfill/Transfer Station Supervisor	0.5*	0.5		0.5	113
Heavy Equipment Operators III	2	2		2	108
Total Positions	2.5	2.5	0	2.5	

All of these positions require insurance.

*This positions is funded ½ in 121206 and ½ in 121204

SECTION VI. C. – OPERATING LINE ITEM NARRATIVES

520100 - CONTRACTED MAINTENANCE **$38,784**

This account will cover the expenditures of one (1) piece of heavy equipment to include: Total Maintenance & Repair (TM&R) extension for mechanical and general maintenance, a fire protection system on the equipment and the cost of maintenance for (1) scale.

The heavy equipment is serviced every 250 operating hours for (TM&R) and the monthly cost is a set price to cover all maintenance, except for ground engaging tools. Also the equipment is covered by a separate contract for a fire protection system, based on four inspections per year.

Co. # 32017 Caterpillar 938H Front-End Loader Serviced by Blanchard Machinery

Total Maintenance & Repair (TM&R) per month.	$ 1,821.00
	x 12
S.C. SALE TAX @ 7%	$ 1,529.64
Total TM&R	$ 23,381.64
Fire protection inspection (quarterly)	$ 187.25
	x 4
S.C. sale tax @7%	$ 52.43
Total inspection	$ 801.43
Estimated cost for replacement part for the fire protection system	$ 3,000.00
Total	$ 27,183.07

A maintenance contract for inspecting one (1) scale is tested and re-calibrated if necessary. The scale is located at the entrance and required by the Department of Agriculture for monthly inspections, due to all incoming and outbound customers being charged tipping fees.

Estimated replacement parts	$ 8,000.00
Inspections per month	$300.00
	x 12
Total	$ 3,600.00
Total estimated scale maintenance contract	$ 11,600.00
TOTAL CONTRACTED MAINTENANCE	$ 38,783.07

520200 - CONTRACTED SERVICES **$4,658,825**

This account covers the cost of contracts for the transport and disposal of Municipal Solid Waste (MSW) from the Transfer Station and direct hauled waste to the Waste Management (WM) Landfill located in Richland County. This account also covers the cost for the hauling and disposing of wash down Leachate water generated from the Transfer

Station floor. The leachate is delivered to a wastewater treatment plant for disposal. Leachate water is collected in an underground storage tank (UST). This account will also cover the cost for removal of solid sedimentation from the (UST) as required.

The Transport, by NW White, of MSW to (WM) Landfill is estimated, and based on the previous year's tonnage. Estimated transfer station tonnage for FY 15/16 is 120,146 tons. Projected increase for FY 16/17 is an estimated tonnage of 123,767 tons. Current FY 15/16 base rate for transporting is $ 8.99/ton adjusted annually in accordance with the CPI for the previous calendar year of 0%. FY 16/17 rate to remain the same as the current year.

Cost per ton	$ 8.99
First quarter tonnage	x 29,106
Total	$ 261,662.94
Cost per ton	$ 8.99
Second quarter tonnage	x 31,332
Total	$ 281,674.68
Cost per ton	$ 8.99
Third quarter tonnage	x 29,978
Total	$ 269,502.22
Cost per ton	$ 8.99
Fourth quarter tonnage	x 33,351
Total	$ 299,825.49
Total Transporting Cost	$ 1,112,665.30

The Disposal of MSW at Richland Landfill is estimated and based on the previous year's tonnage. Estimated tonnage (Transfer Station + Direct Delivery) for FY 15/16 is 122,359 tons. Projected increase for FY 16/17 is an estimated tonnage of 126,067 tons. The current contract rate for disposal is a fixed rate of $27.75/ton for the FY 16/17

Cost per ton	$ 27.75
Total estimated tonnage	x 126,067
Total Disposal Cost	$ 3,498,359.20

The contract for hauling and disposal of (UST) water is estimated:

Cost per gallon (new contract price)	$ 0.29
Gallons of wastewater	x 120,000
Total	$ 34,800.00
Potential analysis if required by Waste Treatment Plant	$ 5,000.00
Cleaning out of UST	$ 8,000.00
Total Haul & Disposal Cost	$ 47,800.00
TOTAL CONTRACTED SERVICES	$ 4,658,824.50

520219 – WATER & OTHER BEVERAGES **$994**

This account covers cost associated with providing clean (bottled) water for the landfill and transfer station staff. (200) 5 gallon bottles of water per year x $4.97per bottle = $ 994

520300 - PROFESSIONAL SERVICES **$19,125**

This account covers cost associated with several types' services: South Carolina Department of Health & Environmental Control (SCDHEC)

Annual drinking water fee	$ 125.00
Laboratory analysis for Transfer Station (UST) Leachate for random samples	
Each Test Sample $1,000 x 1 sample =	$ 1,000.00
Semi-annual Structural Steel inspection Transfer Station Hopper Each Inspection $2,500 x 2 per year = $5,000	$ 5,000.00
Revision of Operation and Contingency Plans for the Transfer Station	$ 13,000.00
Total Professional Services	$ 19,125.00

520302 - DRUG TESTING SERVICES **$339**

The required Random Drug/Alcohol Testing is for three (3) employees if an accident/incident were to occur to any employee while operating County equip/vehicle, a Drug/Alcohol testing is mandatory. For employees holding CDL licenses, as required in their position, are on a random drug screening.

Random Drug Testing (3 employees x $40/test)	$ 120.00
After hours drug & alcohol Testing (3 employees x $50/test)	$ 150.00
Random Alcohol Testing	$ 15.00
Employees	x 3
Total	$ 45.00
Random Driver History Check (3 employees x $8/report)	$ 24.00
Total Estimated Testing	$ 339.00

520305 – INFECTIOUS DISEASE SERVICES **$331**

This account will cover the cost for hepatitis "B" inoculations available to employees. 29CFR 1910.1030 Guidelines apply to any personnel considered at risk under OSHA 1970 General Data clause. There is considerable information available to support the inclusion of certain personnel in the Solid Waste Management Division in a pathogenic exposure program to vaccinate against hepatitis "B".

Shot Series cost/ employee $331 x 1 employees = $331.

521000 - OFFICE SUPPLIES **$500**

This account is to cover supplies used in this program. Office Supplies include: Business cards, printer ribbons, file folders, bulletin board, pens, pencils, etc., as needed.

521100 - DUPLICATING **$100**

This account is to cover all duplicating. Daily fuel sheets, vehicle & equipment service reports, insurance forms, workers compensation forms, notices of needed repairs, purchase requisitions, PAF'S, random inspection reports, etc.

Copies		2500
Cost per copy	x	0.04
Total	$	100.00

521200 - OPERATING SUPPLIES **$4,849**

This account covers the cost for operating supplies used daily in the Transfer Station operations. Stakes to barricade, barricade tape, and pH test kits, and chemical resistant Rubber gloves, if hazardous loads are disposed of improperly.

Operating Supplies	$	2,000.00
Safety glasses	$	25.00
Pairs	x	6
Total	$	150.00
Work gloves - operators and community service workers	$	0.74
Pairs	x	300
Total	$	222.00
General operating supplies, ground & building supplies	$	1,000.00
Steam cleaning chemicals per drum	$	230.00
Total drums	x	6
Total	$	1,476.60
Total	$	4,848.60

522000 - BUILDING REPAIRS & MAINTENANCE **$50,800**

This account covers cost for needed repairs to all structures and grounds maintenance pertaining to the Transfer Station. Generator maintenance, water well and (UST) drainage systems are also included.

Estimated building repairs	$	8,000.00
Pressure Wash/Clean inside and front of building	$	40,000.00
S.C. SALE TAX @ 7%	$	2,800.00
Total	$	50,800.00

522100 - HEAVY EQUIPMENT REPAIRS & MAINTENANCE **$111,489**

This account is for heavy equipment and covers repairs to equipment not covered by contracted maintenance (TM&R), such as tires, loader wear pads, sweep broom, etc.

Estimated repair cost for parts	$ 30,000.00
Rubberized wear pad for 938H loader	$ 1,230.54
Total pads per year	x 8
S.C. SALE TAX @ 7%	$ 689.10
Total	$ 10,533.42
Exchange set of tires for 938H	$ 31,685.08
Sets per year	x 2
S.C. SALE TAX @ 7%	$ 4,435.91
Total	$ 67,806.07
Bolt peg. For wear pads	$ 294.26
Total bolt pag.	x 10
S.C. SALE TAX @ 7%	$ 205.98
Total	$ 3,148.58
Total	$ 111,488.07

522200 - SMALL EQUIPMENT REPAIRS AND MAINTENANCE **$6,780**

This account is to cover cost of any small equipment used in the Transfer Station operations for maintenance & repair of the following: Air compressor, lawn mower, welder, grease guns, air hammer, etc.

Estimated Repairs	$ 4,500.00
Annual Air Compressor Maintenance	$ 2,280.00

522201 - FUEL SITE REPAIRS AND MAINTENANCE **$225**

This account covers fuel site repairs at the Transfer Station per Fleet Services.

523200 - EQUIPMENT RENTAL **$2,074**

This account covers the cost for welding gases, i.e., Oxygen, Acetylene tank rental and motorized lift rental for transfer station light and light cover replacement and maintenance.

- Tank rental - $27.50/mo x 12 months + SC Sales Tax @7%	$ 353.10
- Lift rental - $580/day + Delivery/Pickup $280 = $860/day x 2 days	$ 1,720.00
Total	$ 2,073.10

524000 - BUILDING AND CONTENTS INSURANCE **$1,120**

This account is for insurance to cover Transfer Station and its contents.

524101 - COMPREHENSIVE INSURANCE **$3,807**

This account is for insurance to cover: Inland, Marine, Fire, Vandalism, etc. of Heavy Equipment used in the Transfer Station operations

524201 - GENERAL TORT LIABILITY INSURANCE **$808**

This account covers cost for the FY 16/17 and is for the current number of employees. (Based on new schedule)

524201 - SURETY BONDS **$0**

This account fee covers the cost for Surety Bonds for FY 16/17. Non bond year

525006 – GPS MONITORING CHARGES **$455**

This account covers cost for GPS monitoring and activation.

Monitoring For 2 Units	$	37.90
Month	x	12
Total	$	454.80

525021 - SMART PHONE CHARGES **$636**

To cover the cost of Smart Phone for the Landfill Supervisor for the period of July1, 2016 through June 30, 2017.

$53/month x 12 = $ 636

525030 - 800 MHZ RADIO SERVICE CHARGES **$1,764**

This account covers cost for (3) 800 MHz Radios.

Service for (3) 800 MHz Radio x $49.00/month=	$	147.00
Month	x	12
Total	$	1,764.00

525031 - 800 MHZ RADIO MAINTENANCE **$344**

This account covers cost for needed maintenance for:
(3) 800 MHz Radios x $114.50/year = $343.50 or $344

525041 - E-MAIL SERVICE CHARGES **$65**

This account covers the cost for E-Mail Services.

Services	$	10.75
Months	x	6
Total	$	64.50

525210 - CONFERENCE & MEETING **$1,834**

This account will cover the cost for the Landfill Supervisor to attend the Solid Waste Association of North America (SWANA) Regional and the Carolina Recycling Association (CRA) Conferences, to be held in South Carolina. These conferences are an educational program to update those in the field of Solid Waste Management on Federal and State Regulations, Landfill Operational Applications and Recycling. Courses are offered to assist with CEU hours that are required in maintaining both SWANA and SCDHEC management re-certifications.

SWANA Registration & Special Courses	$	550.00
3 nights lodging	$	414.00
Per Diem	$	78.00
Total	$	1,042.00
CRA Registration & Special Courses	$	200.00
3 nights lodging	$	414.00
Per Diem	$	78.00
Total	$	692.00

This account will also cover the cost for the Supervisor to attend quarterly SWANA meetings for education of solid waste regulations and updated procedures.

Meeting Expense	$	25.00
Quarters	x	4
Total	$	100.00
Total Conferences & Meetings	$	1,834.00

525230 - SUBSCRIPTIONS, DUES & BOOKS **$110**

This account is to cover the cost for Supervisor's re-certification application.

Landfill Manager Re-Certification	$	110.00
Total	$	110.00

525317 - UTILITIES **$9,000**

This account covers the cost of all utilities associated with the Transfer Station

525400 - GAS, FUEL & OIL **$13,642**

This account covers the cost for gas, diesel, transmission, hydraulic, chassis, anti-freeze and other lubricants required for equipment's services and daily fuel for one year **Fleet services has proposed a budget cost of $ 1.80 a gal. for FY 2016-2017.**

938H Loader CO #32879		$ 12,141.36
Misc. equipment		$ 1,500.00
	Total	$ 13,641.36

525400 - UNIFORMS & CLOTHING **$3,017**

This account covers cost for three employees and is required to wear uniforms to identify themselves as County employees, while working directly with the public. Safety apparatus must be worn, due to some of the hazardous conditions the employees are exposed

Safety Belts	(3 @ $15.48)	$ 46.44
Safety Boots	(6 @ $125.00)	$ 750.00
Work Pants	(13 @ $17.14)	$ 222.80
Work Shirts	(13 @ $12.00)	$ 156.00
Work Coats	(3 @ $59.56)	$ 178.68
Rubber Boots	(3 @ $25.00)	$ 75.00
Summer Caps	(10 @ $7.50)	$ 75.00
Co. emblems	(22 @ $0.76)	$ 16.72
Sew on emblems	(22 @ $0.80)	$ 17.60
Summer Coveralls	(3 @ $18.21)	$ 54.63
Insulated Coveralls	(3 @ $39.15)	$ 117.45
Parka	(3 @ $175.00)	$ 525.00
T-shirts L/S	(13 @$14.50)	$ 188.50
T-shirts S/S	(13 @ 14.50)	$ 188.50
Sweatshirt hood w/zipper	(13 @ 15.00)	$ 195.00
S.C. Sale tax @ 7%		$ 209.00
Total		$ 3,016.32

526500 - LICENSE & PERMITS **$700**

This account will cover required permits as follows:

Transfer Station (UST) permits	$ 200.00
Drinking Water well license	$ 250.00
Transfer Station permits	$ 250.00
Total	$ 700.00

530100 - DEPRECIATION **$50,000**

This cost will cover the depreciation of our equipment.

538000 - CLAIMS & JUDGMENTS **$100**

This account will cover any cost that may occur that are lower than the deductible of our insurance.

SECTION VI. D. – CAPITAL LINE ITEM NARRATIVES

CAPITAL REQUEST

540000 - SMALL TOOLS & MINOR EQUIPMENT $500

This account will cover the cost for any small tools and minor equipment that falls below the $500 capital cost limit. This also includes replacement items not stocked at Central Warehouse such as wrenches, ratchets, sockets, floor jacks, dollies, Nextel, cell phone replacement and batteries, Smart Phone for the HEO'S and Landfill Supervisor etc

5AH000 - (1) MOBILE RADIO (REPLACEMENT) $4,600

To cover the cost of purchasing one (1) replacement mobile radio for the Landfill/Transfer Station Supervisor – County Asset # LC29406.

5AH000 – TRANSFER STATION LIGHTING IMPROVEMENTS (REPLACEMENT) $9,112

To cover the cost of replacing transfer station lights with fixtures that are able to handle the moisture in the building as well as the ability to wash the fixtures. Currently lighting is not adequate to safely provide lighting in the station and cannot be cleaned. Cost provided by the Building Services Department.

5AH000 – TRANSFER STATION ROOF REPLACEMENT (REPLACEMENT) $280,000

To cover the cost of replacing the transfer station metal roof. The roof is currently 22+ years old (1994) and a recent inspection indicates that the roof should be replaced.

5AH000 – ENGINEERING COST – TRANSFER STATION ROOF REPLACEMENT $5,000

To cover the cost of engineering/construction management for the replacement of the transfer station roof.

COUNTY OF LEXINGTON
SOLID WASTE MANAGEMENT
Annual Budget
Fiscal Year 2016-17

Fund: 5700
Division: Public Works
Organization: 121207 - Solid Waste / Recycling

Object Code	Expenditure Classification	2014-15 Expenses	2015-16 Expenses (Dec)	2015-16 Amended (Dec)	2016-17 Requested	BUDGET 2016-17 Recommend	BUDGET 2016-17 Approved
	Personnel						
510100	Salaries and Wages - .5	16,452	10,831	22,897	24,908		
510300	Part Time - 8 (5.80 - FTE)	147,757	72,648	158,774	163,728		
511112	FICA Cost	12,531	6,367	13,898	14,431		
511113	State Retirement	17,262	7,234	20,093	20,920		
511120	Insurance Fund Contribution - .5	3,900	1,950	3,900	3,900		
511130	Workers Compensation	16,123	8,203	17,143	18,131		
511213	State Retirement - Retiree	2,210	968	0	0		
511214	Police Retirement - Retiree	3,236	1,281	0	0		
	*** Total Personnel**	**219,471**	**109,482**	**236,705**	**246,018**	**0**	**0**
	Operating Expenses						
520200	Contracted Services	47,852	20,409	57,060	60,332		
520233	Towing Service	550	0	1,000	1,000		
520239	E-Waste Recycling	31,011	9,843	64,800	207,500		
520302	Drug Testing Services	0	0	250	250		
520305	Infectious Disease Services	0	162	692	331		
521000	Office Supplies	3	0	100	100		
521100	Duplicating	69	25	100	100		
521200	Operating Supplies	3,602	1,889	2,768	8,500		
521402	Occupational Health Supplies	0	0	200	200		
522100	Heavy Equipment Repairs & Maintenance	1,501	485	4,000	4,000		
522200	Small Equipment Repairs & Maintenance	20,562	9,770	35,000	35,000		
522300	Vehicle Repairs & Maintenance	8,341	2,495	11,000	12,000		
524100	Vehicle Insurance - 3	1,590	1,590	1,638	1,638		
524101	Comprehensive Insurance	729	712	854	519		
524201	General Tort Liability Insurance	219	219	226	234		
524202	Surety Bonds	37	0	0	0		
525006	GPS Monitoring Charges - 3	910	341	910	910		
525030	800 MHz Radio Service Charges - 3	1,576	683	1,764	1,764		
525031	800 MHz Radio Maintenance - 3	323	0	334	344		
525400	Gas, Fuel, & Oil	19,803	5,712	27,543	18,735		
525600	Uniforms & Clothing	2,392	1,826	4,146	4,146		
530100	Depreciation	54,822	0	60,000	56,000		
538000	Claims & Judgments	0	0	100	100		
	*** Total Operating**	**195,892**	**56,161**	**274,485**	**413,703**	**0**	**0**
	**** Total Personnel & Operating**	**415,363**	**165,643**	**511,190**	**659,721**	**0**	**0**
	Capital						
540000	Small Tools & Minor Equipment	608	0	500	1,000		
599999	Capital Clearing	(1,687)	0	0			
	All Other Equipment	1,687	6,098	41,805	9,700		
	**** Total Capital**	**608**	**6,098**	**42,305**	**10,700**	**0**	**0**
	***** Total Expenses**	**415,971**	**171,741**	**553,495**	**670,421**	**0**	**0**

SECTION IV

COUNTY OF LEXINGTON

Capital Item Summary
Fiscal Year - 2016-2017

Fund # 5700 Fund Title: Solid Waste
Organization # 121207 Organization Title: Solid Waste/Recycling
Program # 1 Program Title: Recycling

Qty	Item Description	***BUDGET*** 2016-2017 Requested Amount
	Small Tools & Minor Equipment	1,000
	Signs	2,000
1	Barrel Turner (Replacement)	7,700

**** Total Capital (Transfer Total to Section I and IA)** **10,700**

SECTION V - PROGRAM OVERVIEW

Summary of Programs:

Program 1 – Recycling

Program 1: Recycling

Objectives:

This program requires the efforts of eight (8) part-time Recycling Collectors and (1) full-time Supervisor (Collection Recycling Coordinator). The Recycling Collectors pick up, transport and process recycling materials collected at the 11 (eleven) County Collection & Recycling Centers, Administration Building, Court House and when requested from other County divisions. Their duties also include: daily vehicle inspection reports, a daily activity log, picking up supplies for Solid Waste Management, delivering supplies to the Collection & Recycling Centers, maintaining the oil filters and bottles, E-waste trailer, mattress trailer and daily maintenance of Recycling Collections vehicles and equipment.

The Collection and Recycling Coordinator's duties include: supervision, scheduling and payroll approval of the Recycling Collectors, scheduling of Collection Centers recycling requests and daily collector's task assignments, oversees vehicle and equipment maintenance, formulates monthly reports for total recycling tonnages and total pulls reports for each recyclable commodity and for each Collection & Recycling Center, purchasing all equipment and supplies as approved in the yearly budget, deals directly with recycling vendors for all recycling occurring inside and outside of the Collection & Recycling Centers, holds the Recycling Coordinator responsible as required in the South Carolina Department of Health and Environmental Control (SCDHEC) Solid Waste Policy & Management Act of 1991. The Collection Recycling Coordinator is responsible for formulating and allocating the Recycling Budget.

Service Levels

Service Level Indicators:	Actual Tons FY 14/15	Estimated Tons FY 15/16	Projected Tons FY 16/17
Aluminum (UBC)	37.72	29.66	35.00
Antifreeze	22.95	29.92	32.00
Batteries – Lead Acid	31.24	46.72	50.00
Cardboard*	973.76	956.18	950.00
Carpet & Foam Pad*	235.88	183.23	300.00
Co-Mingled (Franchise)	3,968.74	4,159.06	4,300.00
Cooking Oil*	20.47	35.04	38.00
Electronics*	380.01	297.8	300.00
Glass - Brown	173.54	133.3	140.00
Glass - Clear	192.00	181.72	195.00
Glass – Green	91.92	83.68	95.00
Glass – Mix	0.00	129.28	100.00
Mattresses*	209.7	185.12	190.00
Metal	1,699.34	1,980.66	2,100.00
Newspaper/Magazines*	712.88	585.04	615.00
Office Paper	51.56	61.10	67.00
Oil Filters	22.38	25.32	28.00
Oil Liquid*	192.05	201.30	215.00
Plastic	228.04	221.06	224.00
Textiles	46.22	44.68	45.00
Tires	448.23	492.18	510.00

* Commodities are pulled and processed by outside vendors. (1) Beginning July 1, 2011, E-Waste Recycling became mandatory and is maintained by the Recycling Collectors.

SECTION VI. – LINE ITEM NARRATIVES

SECTION VI. A. – SUMMARY OF REVENUES

SECTION VI. B. – LISTING OF POSITIONS

Current Staffing Level:

Job Title	Full Time Equivalent Positions	Enterprise Fund	Other Fund	Total	Pay Band
*Collection Recycling Coordinator	0.5	0.5		0.5	210
**Recycling Collectors	5.8	5.8		5.8	104
Total Positions	6.3	6.3		6.3	

* Only this position includes health insurance.

** These positions are part-time, 29 hour per week employees.

8 collectors @ 29 hours per week = 232 hours, divided by 40 hour (FTE Hours) =	5.8 FTE positions
1 Coordinator @ 40 hours per week, times 50% =	.5 FTE positions
Total FTE for 121207	6.3 positions

*This position is funded ½ in 121203 and ½ in 121207

SECTION VI. C. – OPERATING LINE ITEM NARRATIVES

520200 – CONTRACTED SERVICES **$60,332**

Mattress/Box Springs Recycling:

This account will cover the cost for contracting (contract C13018-4/24/13S) an outside vendor to provide and pull a 53' trailer that will be located at the Edmund Landfill to the recycling plant. The cost will cover the rental of the trailer, hauling fee, fuel service charge per trailer and a handling charge for each mattress/box spring. Using data from previous years and an anticipated increase in FY 15-16, it is estimated that approximately 7,000 mattress/box springs will be collected and recycled.

Trailer Rental (2 per month @ $300.00)	12 months	@ $ 600.00	$ 7,200
Hauling Fee	42 Loads	@ $ 250.00	$ 10,500
Fuel Surcharge	42 Loads	@ $ 85.00	$ 3,570
Processing Fee	7,000 mattresses	@ $ 4.00	$ 28,000
	Total		$ 49,270

Fluorescent Bulb Recycling:

This account will cover the cost for contracting an outside vendor to ship, process and swap drums of crushed CFL and fluorescent bulbs to be recycled from residents. The shipping and processing costs are based on a pallet load. This program was started in the 2015-2016 fiscal year.

Shipping and Processing	4 pallets per year @ $1,650.00	$ 6,600.00
S.C. Sales Tax		$ 462.00
	Total	$ 7,062.00

Carpet and Carpet Padding Recycling:

This account will cover the cost of contracting an outside vendor to provide carpet recycling services for the Edmund Landfill. The company will provide storage containers, at no cost, to store materials until enough is collected to fill a truck for shipping.

Carpet Collection	10 shipments @ $250.00 per shipment	$ 2,500.00
Padding Collection	10 shipments @ $150.00 per shipment	$ 1,500.00
	Total	$ 4,000.00

520233 – TOWING **$1,000**

These funds cover the cost of towing on any of the County vehicles assigned to this program (Ford F-450 flatbed #34895; F-450 flatbed #34896; F-450 flatbed #37004; Tilt trailer or any of the other recycling trailers)

520239 – E-WASTE RECYCLING **$207,500**

Effective as of July 1, 2011, it is unlawful for any person to dispose of electronic waste (Computers, TVs, Monitors, etc.) in with their municipal solid waste. E-waste materials are required to be dropped-off at the landfill for recycling. The materials are palletized, loaded on a tractor trailer and hauled off for recycling by an R2/RIOS Certified e-waste recycling contractor. These funds will cover the cost of recycling e-waste dropped off at the Edmund Landfill and approximately (4) four E-Waste Recycling Special Events throughout the County during FY16-17. (Contracted costs are: $900 per trailer, $5,000 per recycling event, $250 monthly rental per trailer).

Transportation	$ 900.00 x 30 Loads	$ 27,000
Monthly Trailer Rental (2@ 250.00 each)	$ 500.00 x 12 months	$ 6,000
E-Waste Recycling Events	$ 5,000.00 x 4 events	$ 20,000
Projected increase based on new contract 9/2016 (Charges per pound based on actuals to date and fees provided by vendors)		$ 154,500
	Total	$207,500

520302 - DRUG TESTING SERVICES **$250**

This account covers any potential need for drug testing of employees.

520305 – INFECTIOUS DISEASE SERVICES **$331**

This account will cover the cost for hepatitis "B" inoculations available to employees. 29CFR 1910.1030 Guidelines apply to any personnel considered at risk under OSHA 1970 General Data clause. There is considerable information available to support the inclusion of certain personnel in the Solid Waste Management Division in a pathogenic exposure program to vaccinate against hepatitis "B".

Shot Series cost/ employee $331 x 1 employees = $331

521000 - OFFICE SUPPLIES **$100**

This account covers any office supplies to include: file folders, pens, pencils, pads, calendars, etc.

521100 - DUPLICATING **$100**

This account covers any duplication required for worksheets, time sheets, recycling reports, etc.

Copies	$	0.04
	x	2500
Total	$	100.00

521200 - OPERATING SUPPLIES **$8,500**

This account covers the cost for general cleaning supplies, shrink wrap for palletizing electronic waste, first aid supplies, personal protective equipment and other safety devices. The increase in this line item is due to the E-Waste Recycling vendor no longer providing Gaylord boxes. Gaylord boxes cost between $15 and $20 per box, the recycling program uses 20 to 25 boxes per month.

Operating supplies	$ 3,500
Increase due to Gaylord boxes	$ 5,000
	$ 8,500

521402 - OCCUPATIONAL HEALTH SUPPLIES **$200**

This account will cover the cost of health supplies to protect the employees from hazardous materials. Items included but not limited to: face masks, latex gloves, chemical gloves, etc.

522100 - HEAVY EQUIPMENT REPAIRS & MAINTENANCE **$4,000**

This account will cover the cost of repairs on the Yale forklift, the oil cruncher and the cardboard compactors. These repairs would include tires, hydraulic hoses, motors, paint, metal work, etc.

522200 - SMALL EQUIPMENT REPAIRS & MAINTENANCE **$35,000**

To cover repairs and maintenance of the recycling trailers and containers to include: lights, tires, roll carts, etc. There are approximately 70 trailers of which one-third are over 15 years old. Each year, a number of trailers have been refurbished to ensure the safety of the staff and citizens and to project a professional appearance. The repairs generally include fixing loose mesh flooring, painting, replacing rusted bracing, wheel fenders, and dry rotted tires. The average cost per repair has been approximately $1,400 per trailer. In addition, there are a number of glass recycling trailers and two larger recycling trailers that need to be refurbished.

522300 - VEHICLE REPAIRS & MAINTENANCE **$12,000**

These funds are for normal maintenance costs associated with the operation of the three (3) Ford F-450 Flat Beds. Estimated costs:

F-450 Flat Bed (Co#34895)	$ 4,000
F-450 Flat Bed (Co# 34896)	$ 4,000
F-450 Flat Bed (Co# 37004)	$ 2,500
Sub-total	$ 10,500
Misc. parts & repairs	$ 1,500
Total	$ 12,000

524100 - VEHICLE INSURANCE (3) **$1,638**

This account covers the cost of allocated vehicle insurance. This figure provided by Risk Management.

Insurance	$ 546
Vehicles	x 3
Total	$ 1,638

524101 – COMPREHENSIVE INSURANCE **$519**

To cover the cost of Comprehensive Insurance (Inland Marine) for the following vehicles and equipment: F-450 #34895 ($170.39), F-450 #34896 ($170.39), and F-450 #37004 ($178.23). estimated at a total of $519.01 per year per Risk Management.

524201 - GENERAL TORT LIABILITY INSURANCE (6.3) FTE'S **$234**

To cover the cost of allocated general tort liability insurance for .50% of Collection and Recycling Center Coordinator and 8 part time recycling collectors. This figure provided by Risk Management.

524202 – SURETY BONDS **$0**

Cover the cost of surety bonds for full-time equivalent employees. 6.3 FTE's x $0 per FTE = $0. This figure provided by Risk Management. This is a non-surety bond year.

5250006 – GPS MONITORING CHARGES **$910**

To cover the cost of monthly vehicle GPS monitoring charges for the F-450 #34895, F-450 #34896, F-450 #37004 and Yale Forklift #37206.
4 @ $18.95/month = $75.80
12 months @ $75.80 = $909.60

525030- -800 MHZ RADIO SERVICE CHARGE **$1,764**

This account covers the cost for three (3) 800 MHz Radios

Service for three (3) 800 MHz Radios @ $49.00 each	$	147.00
Month	x	12
Total	$	1,764.00

525031 - 800 MHZ RADIO MAINTENANCE **$344**

This account covers the cost for yearly maintenance of three (3) 800 MHz Radios @ $114.50 each = $343.50 or $344.

525400 - GAS, FUEL & OIL **$18,735**

This account covers the cost for gas/diesel fuel for vehicles and equipment assigned to this department. **Fleet Services has proposed a budget cost of $ 1.80/gal. for diesel this FY.**

Ford Flat Bed Co #34895	$	5,940
F-450 Flat Bed Co #34896	$	5,940
F-450 Flat Bed Co. #37004	$	5,400
Yale Fork Lift Co # 37206	$	360
Urea	$	375
Misc. equip. (compressor, welder)	$	720
Total	**$**	**18,735**

525600 - UNIFORMS & CLOTHING **$4,146**

This account covers the cost for eight employees that are required to wear uniforms to identify themselves as County employees, while working directly with the public. Safety apparatus must be worn, due to some of the hazardous conditions the employees are exposed. After the initial purchase for all employees, items such as winter jackets, rain coats, pants, and belts will only be purchased on an as needed basis each year.

Safety Shoes	8 Pair @ $125.00	$	1,000.00
Winter Jacket	8 @ $48.24	$	385.92
Raincoat	8 @ $62.00	$	496.00
Shirt – Short Sleeve	32 @ $14.50	$	464.00
Shirt – Long Sleeve	32 @ $14.50	$	464.00
Sweatshirt Hood w/zipper	24 @ $15.00	$	360.00
Work Pants	32 @ $14.54	$	465.28
Belt	8 @ $13.54	$	108.32

Summer Caps	12 @ $7.50	$ 90.00
County Patch	16 @ $1.50	$ 24.00
Sewing on Patch	16 @ $0.80	$ 12.80
S.C. Sales tax @ 7%		$ 275.13
Total		$ 4,145.45

530100 - DEPRECIATION **$56,000**

This cost will cover the depreciation of vehicles and equipment.

538000 - CLAIMS & JUDGMENTS (LITIGATION) **$100**

This account will cover any cost that may occur that are lower than the deductible of our insurance.

SECTION VI. D. – CAPITAL LINE ITEM NARRATIVES

CAPITAL REQUEST

540000 - SMALL TOOLS AND MINOR EQUIPMENT **$1,000**

This account will cover the cost for any small tools and minor equipment that falls below the $500 capital cost limit. This also includes replacement items not stocked at Central Warehouse such as wrenches, ratchets, sockets, battery packs, and portable air compressors.

5AH000 – SIGNS **$2,000**

This account will cover the cost of signs, banners and sign materials for electronic recycling events and for the electronic waste building (directional and informational). This amount includes costs for signposts, brackets and other hardware necessary for the installation of signs and hanging of banners.

5AH000 – BARREL TURNER (REPLACEMENT) **$7,700**

This account will cover the cost of a replacement barrel turner. The barrel turner that is currently in use is 10 years old. Over the past couple years, replacements parts have become unavailable due to the unit being obsolete and the department needs to replace the unit to insure that there are no interruptions to the recycling operations.

SECTION I

COUNTY OF LEXINGTON

SUMMARY OF DEPARTMENTAL REVENUES
NEW PROGRAM
Annual Budget
FY 2016-17 Estimated Revenue

Fund: 5700
Division: 121209
Organization: SW/Residential Solid Waste Collection

Object Code	Revenue Account Title	Requested 2016-17	Recommend 2016-17	Approved 2016-17
	Revenues:			
New	Residential Solid Waste Collection Fee	1,597,128		
	**** Total Revenue (Section II)**	1,597,128	0	0
	***** Total Appropriation (Section III)**	1,597,128		

SECTION II

COUNTY OF LEXINGTON
NEW PROGRAM
Proposed Revenues
Fines, Fees, and Other
Budget FY 2016-17

Fund #: 5700 Fund Name: Solid Waste Management

Organ. #: 121209 Organ. Name: SW/Residential Solid Waste Collection

Revenue Code	Fee Title	Actual Fees FY 2013-14	Actual Fees FY 2014-15	12/31/2015 Year-to-Date FY 2015-16	Anticipated Fiscal Year Total FY 2015-16	Budget: Units of Service	Budget: Current Fee	Budget: Current Total Estimated Fees FY 2016-17	Budget: Proposed Fee Change	Budget: Total Proposed Estimated Fees FY 2016-17
New Fee	Residential Solid Waste Collection Fee	$ -	$ -	$ -	$ -	10,238 Homes	None	None	Per Home $156/yr	$ 1,597,128

SECTION II
New Program
Proposed revenues
Budget Summary – FY 2016-2017

- New Residential Solid Waste Collection Fee - Based on implementation of a comprehensive curbside collection pilot program in Franchise Area 2 and a portion of Franchise Area 1 (Tax Districts 5FD and 5FW), a rate of $156 per household per year is estimated. It is anticipated that the rate per household charged for this service will be less than the current annual charge for the Franchise service ($192) based on the following:

    - More efficient service for the collection firm base on collection of all homes in the pilot area versus voluntary collection in franchise area which is intermittent.
    - Reduced Administrative costs for quarterly billing, since charges will be collected on the tax bill.
    - Reduction in processing costs for nonpayment fees/collection losses.

SECTION III

COUNTY OF LEXINGTON
New Program Request
Fiscal Year - 2016-2017

Fund # 5700 — Fund Title: Solid Waste Management
Organization # 121209 — Organization Title: Solid Waste/ Residential Solid Waste Collection
Program # 1 — Program Title: Comprehensive Curbside Collection Program

Object Code	Expenditure Classification	Total 2016-2017 Requested
	Personnel	
510100	Salaries #___	0
510300	Part Time #_.050_	0
511112	FICA Cost	0
511113	State Retirement	0
511114	Police Retirement	0
511120	Insurance Fund Contribution #___	0
511130	Workers Compensation	0
511131	S.C. Unemployment	0
	*** Total Personnel**	**0**
	Operating Expenses	
520100	Contracted maintenance	0
		0
520200	Contracted Services	1,597,128
		0
520300	Professional Services	0
520302	Drug Testing Service	0
520400	Advertising	0
521000	Office Supplies	0
521100	Duplicating	0
521200	Operating Supplies	0
		0
		0
522100	Equipment Repairs & Maintenance	0
522200	Small Equipment Repairs & Maint.	0
522300	Vehicle Repairs & Maintenance	0
523000	Land Rental	0
		0
524000	Building Insurance	0
524100	Vehicle Insurance #___	0
524101	Comprehensive Insurance #_1__	0
524201	General Tort Liability Insurance	0
524202	Surety Bonds	0
525000	Telephone	0
525030	800Radio Service Charge	0
525031	800 Radio Maintenance	0
525100	Postage	0
525210	Conference & Meeting Expenses	0
525230	Subscriptions, Dues, & Books	0
525240	Personal Mileage Reimbursement	0
525400	Gas, Fuel, & Oil	0
525600	Uniforms & Clothing	0
526500	Licenses & Permits	0
		0
		0
		0
		0
		0
		0
		0
	*** Total Operating**	1,597,128
	**** Total Personnel & Operating**	**1,597,128**
	**** Total Capital (From Section IV)**	0
	***** Total Budget Appropriation**	**1,597,128**

SECTION V - PROGRAM OVERVIEW

Summary of Programs:

Program 1 – Pilot Comprehensive Curbside Collection Program – Area 2

Program 1: Pilot Comprehensive Curbside Collection Program – Area 2

Objectives:

Over the years, a Comprehensive Curbside Collection Program has been a priority of Lexington County Council, County Administration and the Solid Waste Management Department (SWM). A pilot program in the existing Franchise Area 2 and a portion of Area 1 (Tax District 5FD and 5FW), would be the first step in achieving this goal. Current participation in the Franchise Program in these areas equates to approximately 53 percent of the total available residential homes. The program would include household MSW, Recyclables and Yard Waste pick up for all single family and duplex homes in the area. The Pilot area is presently serviced by Advanced Disposal.

Currently residents utilize the Collection & Recycling Centers and/or participate in a volunteer Franchise Curbside Program to handle solid waste disposal. Participation in the Franchise Program has increased each year through residential growth in the County and the limitations of the Collection & Recycling Centers. Limitations of the Collection & Recycling Center in the area is significant, as the current Bush River site cannot be expanded any further. To relocate the facility, SWM would have to find suitable property at a reasonable cost and most likely address concerns of adjoining property owners, based on the nature of the facility.

Participants in the County's current Franchise Program are billed quarterly by the vendor, whereas a Comprehensive Curbside Program would place the cost of the program on the resident's annual tax bill. Based on an estimated cost of $13.00 per month, an additional $156.00 would be added to each resident's annual tax bill (with a comprehensive program it is anticipated that the cost per household will be lower based on economy of scale). However, the true impact of implementing the program would only affect the approximately 4,828 homes in the Area who do not participate in the Franchise Curbside Program Area 2 and a portion of Area 1 has approximately 10,238 homes, with 5,410 homes currently participating in the Franchise Curbside Program. The 5,410 homes in this area are already paying the $192 per year to the Franchise vendor in addition to the shared cost of the Collection and Recycling Centers.

A comprehensive pilot curbside program would provide the following benefits to the County citizens: improved collection service, as the collector would be going down every street and picking up every home; reduced traffic and litter on the roads, as it only takes one collection vehicle to pick up 1000 homes versus 1000 vehicles going to the collection & recycling centers; no hassle solid waste disposal, a citizen only has to pull their roll carts to the curb versus driving to the centers, waiting in line, and making multiple stops at different containers; curbside service provides comingled recyclables, as all recyclables go into one container. Another advantage would include the reduction in hours of operation for the Bush River Collection & Recycling Center, reducing operating cost. The Center would only be need to be open on Saturday for citizens to recycle materials that are not picked up curbside, such as clean wood waste, used oil, scrap metal, textiles, cooking oil, and mattresses.

The County's solid waste disposal program is currently at a crossroads. It is getting more difficult to find property to expand our Collection & Recycling Centers and the cost to maintain them increases every year. This pilot program would be the first step in developing a long term program that can meet the current needs and future growth of County residents in the affected area.

LEXINGTON COUNTY CURBSIDE COLLECTION STATISTICS

Percentage of Household Participating in Franchise Collection Program
As of December 31, 2015

AREA NUMBER	AREA NAME	TOTAL # RESIDENCES	TOTAL # PARTICIPATING	PERCENT PARTICIPATING
AREA 1	CHAPIN	9,904	4,136	41.8
AREA 2	IRMO	6,565	3,815	58.1
AREA 3	LEXINGTON	12,990	5,606	43.2
AREA 4	WEST COLUMBIA/LEX	17,006	7,497	44.1
AREA 5	CAYCE/GASTON	18,170	2,795	15.4
AREA 6	POND BRANCH/PELION	13,066	1,008	7.7
AREA 7	BATESBURG/NORTH OF HIGHWAY 1	4,872	456	9.4

Proposed Pilot Curbside Collection Area:

Area Number	**Tax District**	**Total # Residences**	**Total # Participating**	**Percent Participating**
Area 1 (Portion)	5FW	2,523	1,121	
Area 2	5FD	7,715	4,289	
			5,410	52.8

SECTION VI. – LINE ITEM NARRATIVES

SECTION VI. A. – SUMMARY OF REVENUES

SECTION VI. B. – LISTING OF NEW POSITIONS

SECTION VI. C. – OPERATING LINE ITEM NARRATIVES

520200 – CONTRACTED SERVICES **$1,597,128**

These funds would cover the cost of the pilot comprehensive curbside collection program. The funds would be received through the annual tax bill for each household in Franchise Area 2 and a portion of Area 1 (Tax Districts 5FD and 5FW). These costs are based on an estimated cost of $156.00 per year, per household, estimating 10,238 households.

$156 per household per year x 10,238 homes = $1,597,128.

COUNTY OF LEXINGTON
SOLID WASTE MANAGEMENT
Annual Budget
Fiscal Year 2016-17

Fund: 5700
Division: Public Works-Solid Waste
Organization: 121299 - Solid Waste / Non-Departmental

Object Code	Expenditure Classification	2014-15 Expenses	2015-16 Expenses (Dec)	2015-16 Amended (Dec)	2016-17 Requested	BUDGET 2016-17 Recommend	BUDGET 2016-17 Approved
	Personnel						
511112	FICA Cost - Salary Adjustment	0	0	2,653	1,903		
511113	State Retirement - Sal. Adjustment	0	0	3,835	2,759		
511125	Post Employment Contribution - OPEB	0	0	0	0		
511130	Workers Compensation - Sal. Adjustment	0	0	3,345	1,416		
519901	Salaries & Wages Adjustment Account	0	0	34,676	24,877		
	*** Total Personnel**	**0**	**0**	**44,509**	**30,955**	**0**	**0**
	Operating Expenses						
525400	Gas, Fuel, & Oil	0	0	0	0		
529903	Contingency	0	0	3,119,649	100,000		
	*** Total Operating**	**0**	**0**	**3,119,649**	**100,000**	**0**	**0**
	**** Total Personnel & Operating**	**0**	**0**	**3,164,158**	**130,955**	**0**	**0**
	Transfers						
815701	Op Trn to Solid Waste Post Closure	4,529,815	0	0			
	**** Total Transfers**	**4,529,815**	**0**	**0**	**0**	**0**	**0**
	Capital						
	**** Total Capital**	**0**	**0**	**0**	**0**	**0**	**0**
	***** Total Expenses**	**4,529,815**	**0**	**3,164,158**	**130,955**	**0**	**0**

COUNTY OF LEXINGTON
SW POST CLOSURE SINKING FUND
Annual Budget
Fiscal Year - 2016-17

Object Code	Revenue Account Title	Actual 2014-15	Received Thru Dec 2015-16	Amended Budget Thru Dec 2015-16	Projected Revenues Thru Jun 2015-16	Requested 2016-17	Recommend 2016-17	Approved 2016-17
	*** SW Post Closure Sinking Fund 5701:**							
	Revenues:							
461000	Investment Interest	14,020	9,406	1,600	1,600	16,500		
805700	Op Trn from Solid Waste	87,677	92,548	92,548	92,548	118,525		
	**** Total Revenue**	**101,697**	**101,954**	**94,148**	**94,148**	**135,025**	**0**	**0**
	*****Total Appropriation**				913,384	0	0	0
	Contingency				30,441			
	FUND BALANCE Beginning of Year - cash				5,424,981	4,636,186	4,636,186	4,636,186
	FUND BALANCE - Projected End of Year - cash				4,636,186	4,771,211	4,636,186	4,636,186

Fund: 5701
Division: Public Works
Organization: 121204 - Solid Waste / Landfill Operations

Object Code	Expenditure Classification	2014-15 Expend	2015-16 Expend (Dec)	2015-16 Amended (Dec)	2016-17 Requested	*BUDGET* 2016-17 Recommend	2016-17 Approved
	Operating Expenses						
520612	Closure/PostClosure Care Cost	(779,741)	0	798,656			
529903	Contingency	0	0	30,441			
	*** Total Operating**	**(779,741)**	**0**	**829,097**	**0**	**0**	**0**
	****Total Personnel & Operating**	**(779,741)**	**0**	**829,097**	**0**	**0**	**0**
	Capital						
599999	Capital Clearing	(6,040)	0	0			
	All Other Equipment	0	0	84,287			
	****Total Capital**	**-6,040**	**0**	**84,287**	**0**	**0**	**0**
	**** Total Budget Appropriation**	**(785,781)**	**0**	**913,384**	**0**	**0**	**0**

Solid Waste Closure/Post Closure Sinking Fund
Summary – FY 2016-2017

		FY2016-17
-	Closure (Cell One)	$ 77,167
-	Post Closure (Cell One)	41,358
	Total	$118,525

LEXINGTON COUNTY - Solid Waste Management

CAPACITY PROJECTION - EDMUND C&D LANDFILL

Budget Estimate for Closure/PostClosure

Fiscal Year	Edmund C&D Landfill Tonnage	Landfill Life In Years	
Available Capacity - Tons(1)	832,000	9.24	
Disposed FY 2004/2005 (2)	31,250		
Capacity as of 7/01/05	800,750	8.90	
Disposed FY 2005/2006	70,483		
Capacity as of 7/01/06	730,267	8.11	
Disposed FY 2006/2007	78,367		
Capacity as of 7/01/07	651,900	7.24	
Disposed FY 2007/2008	70,785		
Capacity as of 7/01/08	581,115	6.46	
Disposed FY 2008/2009	66,428		
Capacity as of 7/01/09	514,687	5.72	
Disposed FY 2009/2010	64,916		
Capacity as of 7/01/10	449,771	5.00	
Disposed FY 2010/2011	62,740		
Capacity as of 7/01/11	387,031	4.30	
Disposed FY 2011/2012	58,733		
Capacity as of 7/01/12	328,298	3.65	
Disposed FY 2012/2013	54,863		
Capacity as of 7/01/13	273,435	3.04	
Disposed FY 2013/2014	54,096		
Capacity as of 7/01/14	219,339	2.44	
Disposed FY 2014/2015	54,001		
Capacity as of 7/01/15	165,338	1.84	
Disposed FY 2015/2016	58,000		Estimate
Capacity as of 7/01/16	107,338	1.19	
Disposed FY 2016/2017	58,000		Estimate
Capacity as of 7/01/17	49,338	0.55	
Disposed FY 2017/2018			
Capacity as of 7/01/18	49,338	0.55	
Disposed FY 2018/2019	0		
Capacity as of 7/01/19	49,338	0.55	
Disposed FY 2019/2020	0		
Capacity as of 7/01/20	49,338	0.55	

(1) Capacity based on February 2005 Engineering Topo - Alliance Engineering Revised Feb 2012 based on 1,300 lbs/cubic yard

(2) Tonnage is for the remaining portion of the year - February 2005 to June 2005
Feb-12

SOLID WASTE MANAGEMENT CLOSURE

	FY 2008/2009	FY 2009/2010	FY 2010/2011	FY 2011/2012	FY 2012/2013	FY 2013/2014
ESTIMATED CLOSURE COSTS	$976,750	$976,750	$976,750	$976,750	$976,750	$976,750
Less Current Expenditures	$0	$0	$0	$0	$0	$0
Balance Closure Costs	$976,750	$976,750	$976,750	$976,750	$976,750	$976,750
BEGINNING LIFE IN YRS	9.24	9.24	9.24	9.24	9.24	9.24
COST PER YEAR	$105,708.87	$105,708.87	$105,708.87	$105,708.87	$105,708.87	$105,708.87
NUMBER OF LIFE YEARS REMAINING	5.72	5.00	4.30	3.65	3.04	2.44
MONTH	June 30,2009	June 30,2010	June 30,2011	June 30,2012	June 30,2013	June 30,2014
NUMBER OF YEARS OF LANDFILL LIFE USED	3.52	4.24	4.94	5.59	6.2	6.8
TOTAL CLOSURE/POST CLOSURE COST ALLOCATION TO BE ACCUMULATED 5701 SINKING FUND	$372,095	$448,206	$522,202	$590,913	$655,395	$718,820
ORIGINAL ALLOCATION FROM GENERAL FUND	$300,000	$300,000	$300,000	$300,000	$300,000	$300,000
BALANCE REQUIRED	$72,095	$148,206	$222,202	$290,913	$355,395	$418,820
LESS PREVIOUS ADDITION TO FUND 5701	$0	($74,005)	($102,727)	($125,105)	($363,762)	($363,762)
		(1)	(2)	(3)	(4)	(4)
AMOUNT ADDED TO FUND 5701 CURRENT FISCAL YEAR	$0	$74,201	$119,475	$165,808	-$8,367	$55,058

(1) Addition based on Budget estimate 2/20/09
(2) Addition based on Budget estimate 2/15/10 - previous year $74,005 + Current year $28,722 = $102,727
(3) Addition based on Budget estimate 1/20/11 - previous years $102,727 + Current Year $22,378 = $125,015
(4) Addition based on Budget estimate 2/9/12 - previous years $125,015 + Current Year $238,747 = $363,762

SOLID WASTE MANAGEMENT CLOSURE
February 6, 2015

	FY 2014/2015	FY 2015/2016	FY 2016/2017	FY 2017/2018	FY 2018/2019	FY 2019/2020
ESTIMATED CLOSURE COSTS	$976,750	$976,750	$976,750	$976,750	$976,750	$976,750
Less Current Expenditures	$0	$0	$0	$0	$0	$0
Balance Closure Costs	$976,750	$976,750	$976,750	$976,750	$976,750	$976,750
BEGINNING LIFE IN YRS	9.24	9.24	9.24	9.24	9.24	9.24
COST PER YEAR	$105,708.87	$105,708.87	$105,708.87	$105,708.87	$105,708.87	$105,708.87
NUMBER OF LIFE YEARS REMAINING	1.84	1.19	0.55			
MONTH	June 30,2015	June 30,2016	June 30,2017	June 30,2018	June 30,2019	June 30,2020
NUMBER OF YEARS OF LANDFILL LIFE USED	7.4	8.05	8.69			
TOTAL CLOSURE/POST CLOSURE COST ALLOCATION TO BE ACCUMULATED 5701 SINKING FUND	$782,246	$850,956	$918,610			
ORIGINAL ALLOCATION FROM GENERAL FUND	$300,000	$300,000	$300,000			
BALANCE REQUIRED	$482,246	$550,956	$618,610			
LESS PREVIOUS ADDITION TO FUND 5701	($424,106)	($481,189)	($541,443)			
	(5)	(6)	(7)	(8)	(9)	(10)
AMOUNT ADDED TO FUND 5701 CURRENT FISCAL YEAR	$58,140	$69,767	$77,167			

(5) Addition based on Budget estimate 2/9/13 - previous years $363,762 + Current Year $60,344 = $424,106
(6) Addition based on Budget estimate 2/9/14 - previous years $424,106 + Current Year $57,083 = $481,189
(7) Addition based on Budget estimate 2/9/15 - previous years $481,189 + Current Year $60,254 = $541,443

SOLID WASTE MANAGEMENT POST CLOSURE

	FY 2008/2009	FY 2009/2010	FY 2010/2011	FY 2011/2012	FY 2012/2013	FY 2013/2014
ESTIMATED CLOSURE POST CLOSURE COSTS	$523,500	$523,500	$523,500	$523,500	$523,500	$523,500
Less Current Expenditures	$0	$0	$0	$0	$0	$0
Balance Closure Costs	$523,500	$523,500	$523,500	$523,500	$523,500	$523,500
BEGINNING LIFE IN YRS	9.24	9.24	9.24	9.24	9.24	9.24
COST PER YEAR	$56,655.84	$56,655.84	$56,655.84	$56,655.84	$56,655.84	$56,655.84
NUMBER OF LIFE YEARS REMAINING	5.72	5.00	4.30	3.65	3.04	2.44
MONTH	June 30,2009	June 30,2010	June 30,2011	June 30,2012	June 30,2013	June 30,2014
NUMBER OF YEARS OF LANDFILL LIFE USED	3.52	4.24	4.94	5.59	6.2	6.8
TOTAL CLOSURE/POST CLOSURE COST ALLOCATION TO BE ACCUMULATED 5701 SINKING FUND	$199,429	$240,221	$279,880	$316,706	$351,266	$385,260
ORIGINAL ALLOCATION FROM GENERAL FUND	$0	$0	$0	$0	$0	$0
BALANCE REQUIRED	$199,429	$240,221	$279,880	$316,706	$351,266	$385,260
LESS PREVIOUS ADDITION TO FUND 5701	$0	$0	$0	$0	$0	($355,799)
						(1)
AMOUNT ADDED TO FUND 5701 CURRENT FISCAL YEAR	$0	$0	$0	$0	$351,266	$29,461

(1) Addition based on Budget estimate 2/9/12

SOLID WASTE MANAGEMENT POST CLOSURE
February 7, 2014

	FY 2014/2015	FY 2015/2016	FY 2016/2017	FY2017/2018	FY2018/2019	FY2019/2020
ESTIMATED CLOSURE POST CLOSURE COSTS	$523,500	$523,500	$523,500	$523,500	$523,500	$523,500
Less Current Expenditures	$0	$0	$0	$0	$0	$0
Balance Closure Costs	$523,500	$523,500	$523,500	$523,500	$523,500	$523,500
BEGINNING LIFE IN YRS	9.24	9.24	9.24	9.24	9.24	9.24
COST PER YEAR	$56,655.84	$56,655.84	$56,655.84	$56,655.84	$56,655.84	$56,655.84
NUMBER OF LIFE YEARS REMAINING	1.84	1.19	0.55			
MONTH	June 30,2015	June 30, 2016	June 30, 2017	June 30, 2018	June 30, 2019	June 30, 2020
NUMBER OF YEARS OF LANDFILL LIFE USED	7.4	8.05	8.69			
TOTAL CLOSURE/POST CLOSURE COST ALLOCATION TO BE ACCUMULATED 5701 SINKING FUND	$419,253	$456,080	$492,339			
ORIGINAL ALLOCATION FROM GENERAL FUND	$0	$0	$0			
BALANCE REQUIRED	$419,253	$456,080	$492,339			
LESS PREVIOUS ADDITION TO FUND 5701	($388,093)	($418,687)	($450,981)			
	(2)	(3)	(4)			
AMOUNT ADDED TO FUND 5701 CURRENT FISCAL YEAR	$31,160	$37,393	$41,358			

(2) Addition based on Budget estimate 2/9/13 - previous year $355,799 + Current year $32,294 = $388,093
(3) Addition based on Budget estimate 2/9/14 - previous year $388,093 + Current year $30,594 = $418,687
(4) Addition based on Budget estimate 2/9/15 - pervious year $418,687 + Current year $32,294 = $450,981

COUNTY OF LEXINGTON
SOLID WASTE TIRES
Annual Budget
Fiscal Year - 2016-17

Object Code	Revenue Account Title	Actual 2014-15	Received Thru Dec 2015-16	Amended Budget Thru Dec 2015-16	Projected Revenues Thru Jun 2015-16	Requested 2016-17	Recommend 2016-17	Approved 2016-17
	***Solid Waste Tire 5710:**							
	Revenues:							
422000	Landfill - Tires	103,909	53,421	105,000	105,000	104,500		
461000	Investment Interest	562	382	300	300	562		
	**** Total Revenue**	104,471	53,803	105,300	105,300	105,062	0	0
	*****Total Appropriation**				121,751	118,685	0	0
	Noncash Expenses:							
	Depreciation				3,000			
	FUND BALANCE							
	Beginning of Year (Fund Bal. minus F/A)				296,716	283,265	283,265	283,265
	FUND BALANCE - Projected							
	End of Year				283,265	269,642	283,265	283,265

Fund: 5710
Division: Public Works
Organization: 121204 - Solid Waste / Landfill Operations

Object Code	Expenditure Classification	2014-15 Expend	2015-16 Expend (Dec)	2015-16 Amended (Dec)	2016-17 Requested	*BUDGET* 2016-17 Recommend	2016-17 Approved
	Operating Expenses						
520100	Contracted Maintenance	9,655	2,971	13,701	22,525		
520240	Tire Disposal	28,167	11,793	32,250	32,250		
522100	Heavy Equipment Rep. & Maint.	41,122	738	45,904	56,438		
522300	Vehicle Repairs & Maintenance	837	331	2,000	2,000		
524101	Comprehensive Insurance	0	0	2,592	1,517		
525006	GPS Monitoring Charge	227	114	228	455		
525400	Gas, Fuel, & Oil	0	2,161	0	0		
529903	Contingency	0	0	0			
530100	Depreciation Expense	2,002	0	3,000	3,000		
	*** Total Operating**	**82,010**	**18,108**	**99,675**	**118,185**	**0**	**0**
	****Total Personnel & Operating**	**82,010**	**18,108**	**99,675**	**118,185**	**0**	**0**
	Capital						
540000	Small Tools & Minor Equipment	0	0	500	500		
599999	Capital Clearing	(2,397)	0	0	0		
	All Other Equipment	2,397	0	21,576	0		
	****Total Capital**	**0**	**0**	**22,076**	**500**	**0**	**0**
	**** Total Budget Appropriation**	**82,010**	**18,108**	**121,751**	**118,685**	**0**	**0**

SECTION IV

COUNTY OF LEXINGTON

Capital Item Summary
Fiscal Year - 2016-2017

Fund # 5700 Fund Title: Solid Waste Management
Organization # 121204 Organization Title: Solid Waste/ State Tire
Program # Program Title: State Tire

Qty	Item Description	***BUDGET*** 2016-2017 Requested Amount
1	Small Tools & Minor Equipment	500

**** Total Capital (Transfer Total to Section I and IA)** **500**

SECTION V – PROGRAM OVERVIEW

Summary of Programs:

Program 1 – State Tire Fund

Program 1: Waste Tire Disposal

Objectives:

This program is for the disposal of all waste tires. The State Tire Fund is received on a quarterly basis and provides the funds for this account. Whole tires are banned from Landfills, per South Carolina Department of Health and Environmental Control, Solid Waste Policy and Management Act. In order to properly dispose of tires we contract with an outside vendor to pickup and recycle the waste tire collected at the Edmund Landfill. In addition to contractual service, the State Tire Fund also allows for the purchase of all tools and equipment necessary for this operation.

SERVICE LEVELS

Service Level Indicators

Service Levels Tire Disposal	Actual FY 13/14	Actual FY 14/15	Estimated FY 15/16	Projected FY 16/17
Tons	451	437	476	500

SECTION VI. – LINE ITEM NARRATIVES

SECTION VI. A. – SUMMARY OF REVENUES

SECTION VI. B. – LISTING OF POSITIONS

SECTION VI. C. – OPERATING LINE ITEM NARRATIVES

520300 – CONTRACTED MAINTENANCE **$22,525**

This account will cover the expenditures for one year for one (1) Front-end Loader to include Total Maintenance & Repair (TM&R) for mechanical and general maintenance and fire protection system. This piece of equipment is serviced every 500 operating hours for (TM&R) and the monthly cost is a set price to cover all maintenance, except for ground engaging tools

Co. # 37213 John Deere 624K Front-End Loader Serviced by Flint.

Total Maintenance & Repair (TM&R) per month.	$	1,575.00
	x	12
S.C. SALE TAX @ 7%	$	1,323.00
Total TM&R	$	20,223.00
Fire protection inspection (quarterly)		$187.25
	x	4
S.C. sale tax @7%	$	52.43
Total inspection	$	801.43
Estimated replacement parts for the fire protection system & auto lube	$	1,500.00
TOTAL CONTRACTED MAINTENANCE	$	22,524.43

520240 - TIRE DISPOSAL SERVICES **$32,250**

This account is to cover the cost of disposing waste tires. Whole tires are banned from Landfills, per SCDHEC. In order to dispose of tires the only alternative is to ship them to a local vendor for recycling.

Total Estimated: 500 tons x $64.50/ton = $32,250

522100 - HEAVY EQUIPMENT REPAIR & MAINTENANCE **$56,438**

This account is to cover the cost of replacement tires and other repairs not covered under the TM&R for the Front End Loader. Replacement Tires-$33,904 + Estimated Replacement Parts-$12,000 + Rubberized wear pads $10,534 = $56,438

522300 - VEHICLE REPAIRS & MAINTENANCE **$2,000**

This account is to cover the cost of repairs as needed for the 1998 Freightliner Boom Truck Co # 20311.

524101 - COMPREHENSIVE INSURANCE **$1,517**

This account is for insurance to cover: Inland, Marine, Fire, Vandalism, etc. of Heavy Equipment used in the Tire disposal operations. Costs based on projections provided by Risk Management.

525006 – GPS MONITORING CHARGES **$455**

This account covers cost for GPS monitoring and activation.

Monitoring For 2 Units ($18.95 x 2 = $37.90)	$	37.90
Month	x	12
Total	$	454.80

530100 - DEPRECIATION **$3,000**

This cost will cover the depreciation of our equipment, as provided by the Finance Department

SECTION VI. D. – CAPITAL LINE ITEM NARRATIVES

CAPITAL REQUEST

540000 - SMALL TOOLS & MINOR EQUIPMENT **$500**

These funds will be used to purchase small tools and minor equipment to maintain Loader and Boom Truck.

COUNTY OF LEXINGTON
SOLID WASTE DHEC MANAGEMENT GRANT
Annual Budget
Fiscal Year - 2016-17

Object Code	Revenue Account Title	Actual 2014-15	Received Thru Dec 2015-16	Amended Budget Thru Dec 2015-16	Projected Revenues Thru Jun 2015-16	Requested 2016-17	Recommend 2016-17	Approved 2016-17
	***Solid Waste DHEC Management Grant 5720:**							
	- Reimbursement Grant -							
	Revenues:							
458000	State Grant Income	9,893	9,893	10,000	10,000	10,000		
461000	Investment Interest	0	0	0	0	0		
	**** Total Revenue**	9,893	9,893	10,000	10,000	10,000	0	0
	*****Total Appropriation**				20,000	10,000	0	0
	FUND BALANCE							
	Beginning of Year				1,444	(8,556)	(8,556)	(8,556)
	FUND BALANCE - Projected							
	End of Year				(8,556)	(8,556)	(8,556)	(8,556)

Fund: 5720
Division: Public Works
Organization: 121207 - Solid Waste / Recycling

Object Code	Expenditure Classification	2014-15 Expend	2015-16 Expend (Dec)	2015-16 Amended (Dec)	2016-17 Requested	*BUDGET* 2016-17 Recommend	2016-17 Approved
	Personnel						
	*** Total Personnel**	**0**	**0**	**0**	**0**	**0**	**0**
	Operating Expenses						
520239	E-Waste Recycling	0	0	0	0		
520300	Professional Services	5,000	0	10,000	10,000		
520400	Advertising & Publicity	0	0	3,750	0		
521200	Operating Supplies	4,893	0	0	0		
521213	Public Education Supplies	0	0	250	0		
	*** Total Operating**	**9,893**	**0**	**14,000**	**10,000**	**0**	**0**
	****Total Personnel & Operating**	**9,893**	**0**	**14,000**	**10,000**	**0**	**0**
	Capital						
599999	Capital Clearing	(4,893)	0	0	0		
	All Other Equipment	4,893	0	6,000	0		
	****Total Capital**	**0**	**0**	**6,000**	**0**	**0**	**0**
	**** Total Budget Appropriation**	**9,893**	**0**	**20,000**	**10,000**	**0**	**0**

SECTION V. – PROGRAM OVERVIEW

Summary of Program

DHEC Solid Waste Management Grant

Objective:

This program is a proposed grant application with South Carolina Department of Health and Environmental Control (DHEC). DHEC is offering grant funds for programs that demonstrably impact the recycling rate through increased collection and recycling. The proposed grant request would help Lexington County expand and improve its recycling program.

SECTION VI. A. – LINE ITEM NARRATIVES

SECTION VI. B. – SUMMARY OF REVENUES

458000 – STATE GRANT INCOME **$10,000**

SECTION VI. B – LISTING OF POSITIONS

SECTION VI. C. OPERATING LINE ITEM NARRATIVES

520300 - PROFESSIONAL SERVICES **$ 10,000**

Grant funds will be used to help improve recycling program's efficiency and increase recycling rate.

COUNTY OF LEXINGTON
SOLID WASTE TIRE GRANT
Annual Budget
Fiscal Year - 2016-17

Object Code	Revenue Account Title	Actual 2014-15	Received Thru Dec 2015-16	Amended Budget Thru Dec 2015-16	Projected Revenues Thru Jun 2015-16	Requested 2016-17	Recommend 2016-17	Approved 2016-17
	*** Waste Tire Grant 5721:**							
	- Reimbursement Grant -							
	Revenues:							
458000	State Grant Income	3,750	3,750	5,750	5,750	5,750		
461000	Investment Interest	0	0	0	0	0		
	**** Total Revenue**	3,750	3,750	5,750	5,750	5,750	0	0
	*****Total Appropriation**				5,750	5,750	0	0
	FUND BALANCE							
	Beginning of Year				215	215	215	215
	FUND BALANCE - Projected							
	End of Year				215	215	215	215

Fund: 5721
Division: Public Works
Organization: 121207 - Solid Waste / Recycling

Object Code	Expenditure Classification	2014-15 Expend	2015-16 Expend (Dec)	2015-16 Amended (Dec)	2016-17 Requested	*BUDGET* 2016-17 Recommend	2016-17 Approved
	Operating Expenses						
520400	Advertising & Publicity	0	0	3,000	3,000		
521213	Public Education Supplies	3,000	0	2,000	2,000		
525210	Conference, Meeting & Training Expenses	750	0	750	750		
	*** Total Operating**	**3,750**	**0**	**5,750**	**5,750**	**0**	**0**
	****Total Personnel & Operating**	**3,750**	**0**	**5,750**	**5,750**	**0**	**0**
	Capital						
	All Other Equipment	0	0	0	0		
	****Total Capital**	**0**	**0**	**0**	**0**	**0**	**0**
	**** Total Appropriation**	**3,750**	**0**	**5,750**	**5,750**	**0**	**0**

SECTION V – PROGRAM OVERVIEW

Summary of Program

DHEC Waste Tire Grant

Objective:

This program is a proposed grant application with South Carolina Department of Health and Environmental Control (DHEC).

The funds will be used to educate the public about proper tire disposal. Funds will also be used to send staff to the Carolina Recycling Annual Conference or the SWANA Annual conference to promote professional development.

SECTION VI. – LINE ITEM NARRATIVES

SECTION VI. A. – SUMMARY OF REVENUES

458000 – STATE GRANT INCOME	**$5,750**

SECTION VI. B – LISTING OF POSITIONS

SECTION VI. C. OPERATING LINE ITEM NARRATIVES

520400 - ADVERTISING AND PUBLICITY **$3,000**

(1) Advertisement inThe State newspaper promoting the county's used oil recycling program. (newspaper advertisement x $459.00 each = $459.00).

(1) Advertisement in The Free Times promoting the county's used oil recycling program. (1 newspaper/electronic advertisement x $556.00 each = $556.00).

(1) Advertisement in SW Lexington Ledger promoting the county's used oil recycling program. (4 weeks electronic advertisement x $50.00 each = $200.00).

(1) Advertisement in Twin City News promoting the county's used oil recycling program. (1 newspaper/electronic advertisement x $235 each = $235.00).

(1) Advertisement in Lexington County Chronicle promoting the county's used oil recycling program. (1 newspaper/electronic advertisement x $500 each = $500.00).

(1) Billboard advertisement placed within the county promoting the recycling of used motor oil. (1 electronic billboard x $750.00 each + 1 banner x 300 = $1,050).

521213 PUBLIC EDUCATION SUPPLIES **$2,000**

Funds to cover the purchase of educational supplies, brochures, etc.

525210 CONFERENCE AND MEETING EXPENSES **$750**

Funds to cover the cost for staff to attend the Carolina Recycling Association's annual conference or other professional development.

COUNTY OF LEXINGTON
DHEC USED OIL GRANT
Annual Budget
Fiscal Year - 2016-17

Object Code	Revenue Account Title	Actual 2014-15	Received Thru Dec 2015-16	Amended Budget Thru Dec 2015-16	Projected Revenues Thru Jun 2015-16	Requested 2016-17	Recommend 2016-17	Approved 2016-17
	***DHEC Used Oil Grant 5722:**							
	- Reimbursement Grant -							
	Revenues:							
458000	State Grant Income	7,284	7,284	13,420	13,420	40,103	per narrative	
805700	Op Trn from Solid Waste	0	0	0	0	-		
	**** Total Revenue**	7,284	7,284	13,420	13,420	0	0	0
	*****Total Appropriation**				13,420	40,103	0	0
	FUND BALANCE							
	Beginning of Year				(215)	(215)	(215)	(215)
	FUND BALANCE - Projected							
	End of Year				(215)	(40,318)	(215)	(215)

Fund: 5722
Division: Public Works
Organization: 121207 - Solid Waste / Recycling

Object Code	Expenditure Classification	2014-15 Expend	2015-16 Expend (Dec)	2015-16 Amended (Dec)	2016-17 Requested	BUDGET 2016-17 Recommend	BUDGET 2016-17 Approved
	Operating Expenses						
520400	Advertising and Publicity	795	0	3,000	3,000		
521200	Operating Supplies	5,733	0	7,670	7,653		
521213	Public Education Supplies	0	0	2,000	2,000		
525210	Conference, Meeting & Training Expense	750	0	750	750		
	*** Total Operating**	**7,278**	**0**	**13,420**	**13,403**	**0**	**0**
	****Total Personnel & Operating**	**7,278**	**0**	**13,420**	**13,403**	**0**	**0**
	Capital						
599999	Capital Clearing	0	0	0	0		
	All Other Equipment	0	0	0	26,700		
	****Total Capital**	**0**	**0**	**0**	**26,700**	**0**	**0**
	**** Total Appropriation**	**7,278**	**0**	**13,420**	**40,103**	**0**	**0**

SECTION IV

COUNTY OF LEXINGTON
Capital Item Summary
Fiscal Year - 2016 - 2017

Fund # 5722 Fund Title: Solid Waste/ DHEC Used Oil Grant
Organization # 121207 Organization Title: Recycling
Program # Program Title: DHEC Used Oil Grant

Qty	Item Description	***BUDGET*** 2016-2017 Requested Amount
2	600 Gallon Waste oil Tanks (REPLACEMENT)	$26,700

**** Total Capital (Transfer Total to Section III)** **26,700**

SECTION V – PROGRAM OVERVIEW

Summary of Programs

DHEC Used Oil Recycling Grant

Objective:

This program is a proposed grant application with South Carolina Department of Health and Environmental Control (DHEC). Funding is being requested to purchase used oil bottle bags, Oil Dry, and oil spill containment platforms. Funding will also be used to maintain and upgrade our used oil collection recycling program by educating our residents through newspaper, billboard and online promotions.

Finally, funding will be used to send staff to the Carolina Recycling Association Conference.

SECTION VI. – LINE ITEM NARRATIVES

SECTION VI. A. – SUMMARY OF REVENUES

458000 – State Grant Income	**$40,103**

SECTION VI. B. – LISTING OF POSITIONS

SECTION VI. C. OPERATING LINE ITEM NARRATIVES

520400 - ADVERTISING AND PUBLICITY **$3,000**

(1) Advertisement inThe State newspaper promoting the county's used oil recycling program. (newspaper advertisement x $459.00 each = $459.00).

(1) Advertisement in The Free Times promoting the county's used oil recycling program. (1 newspaper/electronic advertisement x $556.00 each = $556.00).

(1) Advertisement in SW Lexington Ledger promoting the county's used oil recycling program. (4 weeks electronic advertisement x $50.00 each = $200.00).

(1) Advertisement in Twin City News promoting the county's used oil recycling program. (1 newspaper/electronic advertisement x $235 each = $235.00).

(1) Advertisement in Lexington County Chronicle promoting the county's used oil recycling program. (1 newspaper/electronic advertisement x $500 each = $500.00).

(1) Billboard advertisement placed within the county promoting the recycling of used motor oil. (1 electronic billboard x $750.00 each + 1 banner x 300 = $1,050).

521200 - OPERATING SUPPLIES **$7,653**

(25) Boxes of Oil Bottle Bags (Box of 50) x $145/Box = $3,625
These bags are used to line oil bottle recycling containers used for the collection and recycling of oil bottles from the County's 11 collection and recycling Centers.

(120) Bags of Oil Dry x $12/Bag = $1,440
Oil Dry is used at each of the County's 11 collection and recycling centers and the Edmund landfill to absorb both aggressive and non-aggressive fluids including oil, acid, paint, ink and water while reducing slipping accidents by keeping floors dry.

(5) Oil spill containment platforms x $300/each = $1,500
These platforms are used under the oil recycling containers to contain leaks or spilling for collected oil at the collection and recycling centers.

(1000) Funnels x 0.90 each = $1,088
These engraved funnels will be available to County residents at collection and recycling center's oil recycling stations.

521213 - PUBLIC EDUCATION **$2,000**

Funds to cover the purchase of educational supplies, brochures, etc.

525210 CONFERENCE AND MEETING EXPENSE **$750**

The $750 professional development allotment will be used toward staff attendance at the Carolina Recycling Association Annual Meeting.

SECTION VI. D. – CAPITAL LINE ITEM NARRATIVES

CAPITAL REQUEST

5AH000 – (2) 600 GALLON WASTE OIL TANK (REPLACEMENT) $26,700

(2) 600 gallon double wall oil collection tanks to replace existing 500 gallon tanks. Each tank includes, spill basin, special gas/ oil package, flammable high level alarm, gauge, pump out, and non-spark collection sink. $12,600 each + installation $750 each = $13,350 x 2 = $26,700.

SECTION I

COUNTY OF LEXINGTON
LEXINGTON COUNTY AIRPORT AT PELION
Annual Budget
FY 16-17 Estimated Revenue

Object Code	Revenue Account Title	Actual 2014-15	Received Thru Dec 2015-16	Amended Budget Thru Dec 2015-16	Projected Revenues Thru Jun 2015-16	Requested 2016-17	Recommend 2016-17	Approved 2016-17
	Lexington County Airport at Pelion 5800:							
	Revenues:							
438430	Aviation Fuel Sales	52,462	24,663	95,550	95,550	73,988		
438431	Aviation Fuel Cost	(47,906)	(18,277)	(82,875)	(82,875)	(60,374)		
439900	Misc Fees, Permits, and Sales	0	0	0	0	0		
450000	Rental Income	26,902	22,877	60,150	60,150	57,150		
457001	FAA Funding (AIP)	0	0	0	0	0		
458003	State Aeronautics Funds	0	0	0	0	0		
461000	Investment Interest	1,338	877	1,000	1,000	1,200		
469900	Miscellaneous Revenue	0	0	0	0	0		
801000	Op Trn from General Fund	50,000	50,000	50,000	50,000	50,000		
	**** Total Revenue (Section II)**	**82,796**	**80,140**	**123,825**	**123,825**	**121,964**		
	***** Total Appropriation (Section III)**					**132,995**		
Expenses:								
	Total Personnel & Operating	91,929	11,607	123,817	123,817	132,995 ~~50,789~~		
	Total Capital	595	0	0	0	0		
	Depreciation	72,452	0	82,206	82,206	82,206		
	Total Expense	**164,976**	**11,607**	**206,023**	**206,023**	215,201 ~~132,995~~		
Noncash Expenses:								
	Depreciation: Add Back In		0	82,206	82,206	82,206		
	Net Cash		**68,533**	**8**	**8**	~~71,175~~ (11,031)		
	Add back Contingency							
	FUND BALANCE Beginning - Cash/Fund Balance				590,857	590,865		
	FUND BALANCE End of Year - Projected - Cash/Fund Balance				590,865	~~662,040~~ 579,834		

SECTION II

COUNTY OF LEXINGTON
Proposed Revenues
Fines, Fees, and Other
Budget FY - 2016-2017

Fund #: 5800 Fund Name: Lexington County Airport at Pelion

Organ. #: 580010 Organ. Name: Operations

Revenue Code	Fee Title	Actual Fees FY 2013-14	Actual Fees FY 2014-15	12/31/2015 Year-to-Date FY 2015-16	Anticipated Fiscal Year Total FY 2015-16	Budget: Units of Service	Budget: Current Fee	Budget: Current Total Estimated Fees FY 2016-17	Budget: Proposed Fee Change	Budget: Total Proposed Estimated Fees FY 2016-17
438430	Aviation Fuel Sales	$ 71,221	$ 52,462	$ 24,663	$ 95,550			$ 73,988		$ 73,988
438431	Aviation Fuel Costs	$ (60,221)	$ (47,906)	$ (18,277)	$ 82,875			$ (60,374)		$ (60,374)
450000	Rental Income	$ 22,877	$ 26,902	$ 15,857	$ 60,150			$ 57,150		$ 57,150
461000	Investment Interest	$ 1,021	$ 1,338	$ 877	$ 1,000			$ 1,200		$ 1,200
801000	Op Trn from General Fund	$ 50,000	$ 50,000	$ 50,000	$ 50,000			$ 50,000		$ 50,000

SECTION III

COUNTY OF LEXINGTON
LEXINGTON COUNTY AIRPORT AT PELION
Annual Budget
Fiscal Year - 2016-17

Fund: 5800
Division: Airport
Organization: 580010 - Airport Administration

Object Code	Expenditure Classification	2014-15 Expend	2015-16 Expend (Dec)	2015-16 Amended (Dec)	2016-17 Requested	BUDGET 2016-17 Recommend	BUDGET 2016-17 Approved
	Personnel						
510300	Part Time - 1	0	0	0	0		
511112	FICA Cost	0	0	0	0		
511113	State Retirement	0	0	0	0		
511130	Workers Compensation	0	0	0	0		
					0		
	*** Total Personnel**	**0**	**0**	**0**	**0**		
	Operating Expenses						
520100	Contracted Maintenance	1,200	308	2,400	4,560		
520200	Contracted Services	0	0	3,000	5,000		
520400	Advertising & Publicity	0	0	100	100		
520500	Legal Services	0	0	300	300		
520702	Technical Currency and Support	0	0	919	919		
521000	Office Supplies	240	0	500	500		
521100	Duplicating	31	0	75	75		
521200	Operating Supplies	0	0	995	995		
522000	Building Repairs & Maintenance	3,014	3,841	7,000	10,000		
522200	Small Equipment Repair & Maintenance	1,271	1,109	5,000	7,000		
522201	Fuel Site Repair & Maintenance	902	0	1,000	1,000		
524000	Building Insurance	3,084	3,152	3,682	3,700		
525000	Telephone	228	114	300	300		
525210	Conference, Meeting & Training Expense	1,039	0	1,200	1,200		
525230	Subscriptions, Dues, & Books	40	0	40	40		
525240	Personal Mileage Reimbursement	0	0	200	200		
525390	Utilities - Lexington County Airport at Pelion	8,028	2,583	14,400	14,400		
526500	Licenses & Permits	400	500	500	500		
529903	Contingency	0	0	0	0		
530100	Depreciation Expense	72,452	0	82,206	82,206		
	*** Total Operating**	**91,929**	**11,607**	**123,817**	**132,995**		
	**** Total Personnel & Operating**	**91,929**	**11,607**	**123,817**	**132,995**		
	Capital						
540000	Small Tools & Minor Equipment	595	0	0	0		
540010	Minor Software	0	0	0	0		
	**** Total Capital**	**595**	**0**	**0**	**0**		
	***** Total Budget Appropriation**	**92,524**	**11,607**	**123,817**	**132,995**		

SECTION V. - PROGRAM OVERVIEW

Program: **Lexington County Airport at Pelion**

Mission Statement and Objectives:

The mission of the airport is to provide a functional airstrip for use by recreational pilots as well as corporate and/or commercial pilots. The existing facilities include hangars and self-service aviation fuel (100LL) along with a terminal building. The fuel is set at a competitive rate and the terminal building is is currently unmanned.

Planned improvements to the runway will make it more attractive to recreational pilots and could potentially draw commercial development or corporate businesses into the area. The design phase of the widening and strengthening of the runway should be complete in the Spring of 2016. The current runway is 60 feet wide and after construction it will be 75 feet wide. The construction is estimated to begin during FY 2017 and completion could take 1 to 3 years depending on phasing of the project and available funding.

SECTION VI – LINE ITEM NARRATIVES

SECTION VI.A - LISTING OF REVENUES

438430 – AVIATION FUEL SALES **$73,988**

Estimated fuel sales for FY 2016-17

525410 – AVIATION OPERATIONS FUEL EXPENSES **($60,374)**

Estimated fuel costs for FY 2016-17

450000 – RENTAL INCOME **$57,150**

Ten (10) 42' x 32' T-Hangar leases @ $208.50/month x 12 months =	$25,020
Ten (10) 42' x 33' Hangar leases @ $186.50/month x 12 months =	$22,380
One (1) 36' x 44' Hangar lease @ $212.50/month x 12 months =	$2,550
One (1) 60' x 60' Hangar lease @ $600/month x 12 months =	$7,200
Total Hangar/Rental Revenue =	$57,150

801000 – OP TRN FROM GENERAL FUND **$50,000**

General Fund amount required = $50,000

461000 – INTEREST INCOME **$1,200**

Interest Income = $1,200

SECTION VI.C. OPERATING LINE ITEM NARRATIVES

5202100 – CONTRACTED MAINTENANCE **$4,560**

Maintenance agreement covering overhead hangar doors for biannual inspection:
22 Electronic bifold doors @ $95 each x 2 visits = $4,180.00
2 Manual Roll up doors @ $95 each x 2 visits = $380.00

520200 – CONTRACTED SERVICES **$5,000**

To cover the cost of tree removal on an as-needed basis and for miscellaneous testing for compaction, etc on Airport projects.

520400 - ADVERTISING & PUBLICITY **$100**

This appropriation covers the cost of advertising for T-Hangar rental and upcoming events at the Airport.

520500 – LEGAL SERVICES **$300**

County Attorney services for assistance with items such as hangar contract advice, grant acceptance document review and assisting with legal procedures.

520702 – TECHNICAL CURRENCY & SUPPORT **$919**

To cover the annual support cost for the processing terminal used with self-service 100 LL fuel pump.

521000 - OFFICE SUPPLIES **$500**

To cover routine office supplies (i.e. paper, pens, file folders, etc.).

521100 - DUPLICATING **$75**

This appropriation covers the cost of making copies of invoices, forms, grant applications, etc.

521200 – OPERATING SUPPLIES **$995**

To cover the cost of general operating supplies such as beacon bulbs ($30/ea), glass lenses for runway and taxiway lights ($20/ea), replacement lamps for runway/taxiway lights ($12.50/ea), and breakaway couplings ($8.25/ea).

522000 – BUILDING REPAIRS & MAINTENANCE **$10,000**

To cover the cost of general building repairs and routine maintenance of the terminal building and hangars.

522200 – SMALL EQUIPMENT REPAIR & MAINTENANCE **$7,000**

To cover the cost of repairs and/or maintenance of the light vault, wind sock, and segmented circle.

522201 – FUEL SITE REPAIR & MAINTENANCE **$1,000**

To cover the cost of repairs or maintenance to the 100 LL fuel pump and storage tank.

524000 – BUILDING INSURANCE **$3,700**

To cover the cost of allocated building insurance per Risk Management. FY 14-15 was $3084. FY 15-16 is $3152 through December 2015.

525000 – TELEPHONE **$300**

This appropriation is to cover the telephone service located in the terminal building for the tenants and other pilots to make calls or log flight plans.

525210 – CONFERENCE & MEETING EXPENSE **$1,200**

To cover the cost of attending the South Carolina Aviation Association Annual Conference.

525230 – SUBSCRIPTIONS, DUES, & BOOKS **$40**

To cover the annual membership dues for the South Carolina Aviation Association (SCAA)

525240 – PERSONAL MILEAGE REIMBURSEMENT **$200**

To cover reimbursement for use of personal vehicle by the Airport Manager on County business.

525390 – UTILITIES LEXINGTON COUNTY AIRPORT AT PELION **$14,400**

To cover the cost of electricity, and water for the terminal building and hangars.

FY 13-14 $6,050
FY 14-15 $8,028
FY 15-16 $2,583 through December 2015

526500 – LICENCES & PERMITS **$500**

This cost is to cover the DHEC permit for the in-ground fuel tank.

530100 – DEPRECIATION EXPENSE **$82,206**

SECTION I

COUNTY OF LEXINGTON
LEXINGTON COUNTY AIRPORT AT PELION
Annual Budget
FY 16-17 Estimated Revenue

Object Code	Revenue Account Title	Actual 2014-15	Received Thru Dec 2015-16	Amended Budget Thru Dec 2015-16	Projected Revenues Thru Jun 2015-16	Requested 2016-17	Recommend 2016-17	Approved 2016-17
	*** Airport Capital Projects 5801:**							
	Revenues:							
457001	FAA Funding (AIP)	7,751	0	0	0	0		
458003	State Aeronautics Funds	33,490	33,490	0	0	0		
461000	Investment Interest	0	0	0	0	0		
802000	Op Trn from Economic Development	0	0	0	0	0		
821000	RET from General Fund	50,000	50,000	50,000	50,000	50,000		
	**** Total Revenue**	**91,241**	**83,490**	**50,000**	**50,000**	**50,000**		
	*****Total Appropriation**				85,721	**106,735**		
	Contingency				0	0		
	FUND BALANCE Beginning - Cash/Fund Balance				37,205	1,484		
	FUND BALANCE End of Year - Projected - Cash/Fund Balance				1,484	(55,251)		

SECTION II

COUNTY OF LEXINGTON
Proposed Revenues
Fines, Fees, and Other
Budget FY - 2016-2017

Fund #: 5801 Fund Name: Lexington County Airport at Pelion

Organ. #: 580020 Organ. Name: Enterprise

Revenue Code	Fee Title	Actual Fees FY 2013-14	Actual Fees FY 2014-15	12/31/2015 Year-to-Date FY 2015-16	Anticipated Fiscal Year Total FY 2015-16	Budget: Units of Service	Budget: Current Fee	Budget: Current Total Estimated Fees FY 2015-16	Budget: Proposed Fee Change	Budget: Total Proposed Estimated Fees FY 2015-16
457001	FAA Funding (AIP)	$ 450,000	$ 7,751	$ -	$ -			$ -		$ -
458003	State Aeronautics Funds	$ (120)	$ 33,490	$ 33,490	$ -			$ -		$ -
461000	Investment Interest	$ -	$ -	$ -	$ -			$ -		$ -
821000	RET from General Fund	$ 50,000	$ 50,000	$ 50,000	$ 50,000			$ 50,000		$ 50,000

SECTION III

COUNTY OF LEXINGTON
AIRPORT CAPITAL PROJECTS
Annual Budget
Fiscal Year - 2015-16

Fund: 5801
Division: Airport
Organization: 580020 - Airport Projects
Organization: 580021 - Airport General Projects

Object Code	Expenditure Classification	2014-15 Expend	2015-16 Expend (Dec)	2015-16 Amended (Dec)	BUDGET 2016-17 Requested	BUDGET 2016-17 Recommend	BUDGET 2016-17 Approved
	Personnel (Organization- 580020)						
	***Total Personnel**	0	0	0	0		
	Operating Expenses (Organization-580020)						
520103	Landscaping / Ground Maintenance	0	0	0	0		
520303	Accounting/Auditing Services	0	0	0	0		
530100	Depreciation Expense	217,088	0	0	0		
	*** Total Operating**	**217,088**	**0**	**0**	**0**		
	****Total Personnel and Operating**	**217,088**	**0**	**0**	**0**		
	Capital (Organization - 580020)						
549904	Capital Contingency	0	0	0	0		
549998	Capital Projects (In-Kind)	0	0	0	0		
599999	Capital Clearing	(215,081)	0	0	0		
5A7340	T-Hangar Additions	95,989	0	17,828	0		
5AE600	Runway Widening & Structural Improvements	119,092	30,240	67,893	0		
	All Other Equipment						
	**** Total Capital**	**0**	**30,240**	**85,721**	**0**		
	Capital (Organization - 580021)						
599999	Capital Clearing	0	0	0	0		
5AC380	Property Acquisition (010800-03-0325)	0	0	0	0		
5AC381	Legal Closing Cost	0	0	0	0		
5AC382	Environmental Cost	0	0	0	0		
5AC389	Contingency	0	0	0	0		
	Hangar 101 Upfit				62,003		
	Airport Exterior Building Painting				44,732		
	**** Total Capital**	**0**	**0**	**0**	**106,735**		
	***** Total Budget Appropriation**	**217,088**	**30,240**	**85,721**	**106,735**		

SECTION IV

COUNTY OF LEXINGTON
Capital Item Summary
Fiscal Year - 2016-17

Fund #	5801	Fund Title:	Lexington County Airport at Pelion	
Organization #	580021	Organization Title:	Airport General Projects	***BUDGET***
Program #		Program Title:		2016-17
				Requested

Qty		Item Description	Amount
1	EA.	NEW HANGAR 101 UPFIT	62,003
1	EA.	NEW AIRPORT EXTERIOR BUILDING PAINTING	44,732

**** Total Capital (Transfer Total to Section I and IA)** **$106,735**

SECTION V. - PROGRAM OVERVIEW

Program: **Lexington County Airport at Pelion**

Mission Statement and Objectives:

The mission of the airport is to provide a functional airstrip for use by recreational pilots as well as corporate and/or commercial pilots. The existing facilities include hangars and self-service aviation fuel (100LL) along with a terminal building. The fuel is set at a competitive rate and the terminal building is currently unmanned.

Planned improvements to the runway will make it more attractive to recreational pilots and could potentially draw commercial development or corporate businesses into the area. The design phase of the widening and strengthening of the runway should be complete in the Spring of 2016. The current runway is 60 feet wide and after construction it will be 75 feet wide. The construction is estimated to begin during FY 2017 and completion could take 1 to 3 years depending on phasing of the project and available funding.

SECTION VI – LINE ITEM NARRATIVES

SECTION VI.A – REVENUE LINE ITEM NARRATIVES

821000 - RET FROM GENERAL FUND **$50,000**

To cover the Lexington County (Local Match) portion of future Grants from the FAA or South Carolina Aeronautics Commission (SCAC).

SECTION VI.B – CAPITAL LINE ITEM NARRATIVES

CAPITAL REQUEST

- HANGAR 101 UPFIT **$62,003**

Hangar 101 up fitting would allow an FBO (Fixed Based Operator) to operate a business out of the hangar.

The proposed upfit work consists of Architectural and Engineering Services, HVAC-Installation of two(2) electric warehouse heaters, Electrical-Installation of a 200 amp meter(monitor electric use), power for heaters/pump, installation of twelve (12) 6 hi bay fixtures. Plumbing-Installation of a water meter(tap existing), waste lift station, 20 gallon water heater, three compartment sink, trench drain at hangar opening. Building-Insulation would be replaced through the existing hangar.	@	$62,003.00
		$62,003.00

- AIRPORT-EXTERIOR BUILDING PAINTING **$44,732**

This work will allow the faded paint to removed and protect the metal hangars building.

The proposed exterior building painting consists of pressure washing, exterior priming and painting of metal siding, exterior priming and painting of all door/frames, exterior priming and painting of block on the Terminal building.	@	$44,732.00
		$44,732.00

SECTION I

COUNTY OF LEXINGTON
MOTOR POOL
Annual Budget
Fiscal Year 2016 - 2017

Fund 6590
Division: General Services
Organization: 111500 - Motor Pool

Summary Page	2014-15 Actual	2015-16 Actual (Dec)	2015-16 Amended (Dec)	2016-17 Requested	*BUDGET* 2016-17 Recommend	2016-17 Approved
Activity From Operations:						
Revenues:						
438700 Motor Pool Service Charges	160,649	11,675	34,000	37,800		
461000 Investment Interest	1,362	905	2,000	2,000		
490100 Sale of Fixed Assets	0	214,863	210,433	0		
490300 Gain on Sale of Fixed Assets	22,471	0	0	0		
Total Revenues	**184,482**	**227,443**	**246,433**	**39,800**	**0**	**0**
Expenditures:						
Operations	76,916	14,019	75,855	56,870		
Depreciation	73,100	0	30,000	15,000		
Capital Outlay	232	22,754	98,025	250		
Total Expenditures	**150,248**	**36,773**	**203,880**	**72,120**	**0**	**0**
Noncash Expenses:						
Depreciation: Add Back In	73,100	0	30,000	15,000		
Net Cash	**107,334**	**190,670**	**72,553**	**(17,320)**	**0**	**0**
Income Calculation:						
Capital Outlay: Add Back In	232	22,754	98,025	250		
Net Income (Loss)	**34,466**	**213,424**	**140,578**	**(32,070)**	**0**	**0**
FUND BALANCE Beginning - Cash			625,561	698,114	698,114	698,114
FUND BALANCE End of Year - Projected - Cash			698,114	680,794	698,114	698,114

SECTION II

COUNTY OF LEXINGTON
Proposed Revenues
Fines, Fees, and Other
Budget FY - 2016-2017

Fund #: 6590 Fund Name: Motor Pool

Organ. #: 111500 Organ. Name: Motor Pool

Revenue Code	Fee Title	Actual Fees FY 2013-14	Actual Fees FY 2014-15	12/31/2015 Year-to-Date FY 2015-16	Anticipated Fiscal Year Total FY 2015-16	Budget: Units of Service	Budget: Current Fee	Budget: Total Estimated Fees FY 2016-17	Budget: Proposed Fee Change	Budget: Total Proposed Estimated Fees FY 2016-17
438700	Service Charge	$176,111	$160,649	$19,278	$38,556	70,000	0.54	37,800	0.54	37,800
461000	Investment Interest	$1,044	$1,362	$905	$2,000					$ 2,000
490100	Sale of Fixed Assets	0	$0	$214,863	$219,000	0	$ -	$ -	$ -	$ -
490300	Gain on Sale of Fixed Assets	$14,575	$221,471	$ -	$ -					

COUNTY OF LEXINGTON
MOTOR POOL
Annual Budget
Fiscal Year - 2016-17

Fund 6590
Division: General Services
Organization: 111500 - Motor Pool

Object Code	Expenditure Classification	2014-15 Expenditure	2015-16 Expend (Dec)	2015-16 Amended (Dec)	2016-17 Requested	BUDGET 2016-17 Recommend	2016-17 Approved
	Personnel						
	*** Total Personnel**	**0**	**0**	**0**	**0**	**0**	**0**
	Operating Expenses						
520233	Towing Service	260	0	150	150		
522300	Vehicle Repairs & Maintenance	10,850	1,329	6,350	4,800		
524100	Vehicle Insurance - 14	17,490	7,420	8,328	7,644		
524500	Aircraft Insurance	7	0	0	0		
525006	GPS Monitoring Charges - 30	6,614	1,592	3,377	3,184		
525400	Gas, Fuel, & Oil	41,695	3,678	20,354	11,092		
529903	Contingency	0	0	37,296	30,000		
530100	Depreciation	73,100	0	30,000	15,000		
	*** Total Operating**	**150,016**	**14,019**	**105,855**	**71,870**	**0**	**0**
	**** Total Personnel & Operating**	**150,016**	**14,019**	**105,855**	**71,870**	**0**	**0**
	Capital						
540000	Small Tools & Minor Equipment	232	0	321	250		
599999	Capital Clearing	(70,672)	0	0	0		
	All Other Equipment	70,672	22,754	97,704	0		
	**** Total Capital**	**232**	**22,754**	**98,025**	**250**	**0**	**0**
	***** Total Budget Appropriation**	**150,248**	**36,773**	**203,880**	**72,120**	**0**	**0**

SECTION IV

COUNTY OF LEXINGTON
Capital Item Summary
Fiscal Year - 2016-2017

Fund # 6590
Organizatio 111500 Organization Title: Motorpool

Qty	Item Description	*BUDGET* 2016 - 2017 Requested Amount
540000	Small Tools and Minor Equipment	250
540010	Minor Software	0

ALL OTHER EQUIPMENT

Qty	Item Description	Amount

** Total Capital (Transfer Total to Section III) **0**

APPENDIX - A-1

COUNTY OF LEXINGTON
VEHICLE SCHEDULE
FY 2016-2017

Department Name: Motor Pool
Department No.: 6590-111500
Program/ Activity: Motor Pool

Vehicle #	Description	Assigned	Vehicle Repairs & Maint. 522300	Vehicle Insurance 524100	Comp. Insurance 524101	Gas, Fuel & Oil 525400	2015 - 2016 Total
28368	2006 Chev Blazer	Pool Aux Bldg	$500	$546	$0	$500	$1,546
31880	2009 Ford Escape	Emer Prepareness	$300	$546	$0	$500	$1,346
34827	2010 Ford Explorer 2wd	Pool	$500	$546	$0	$1,032	$2,078
34829	2010 Ford Explorer 2wd	Pool	$500	$546	$0	$1,320	$2,366
34898	2011 Ford Crown Vic	Solicitor	$500	$546	$0	$860	$1,906
35512	2011 Ford Crown Victoria	Pool	$500	$546	$0	$1,032	$2,078
35528	2011 Ford F150 PU 4x4	Pool	$400	$546	$0	$860	$1,806
37209	2013 Dodge Durango AWD	Pool	$400	$546	$0	$860	$1,806
39773	2015 Ford Escape AWD	Pool	$200	$546	$0	$688	$1,434
39841	2015 Ford Escape AWD	Pool	$200	$546	$0	$688	$1,434
40111	2015 Chevrolet Equinox AWD	Pool	$200	$546	$0	$688	$1,434
40321	2015 Chevrolet Equinox AWD	Pool	$200	$546	$0	$688	$1,434
40455	2016 Chevrolet Equinox AWD	Pool	$200	$546	$0	$688	$1,434
TBD	2016 Chevrolet Equinox AWD	Pool	$200	$546	$0	$688	$1,434
		Total	**$4,800**	**$7,644**	**$0**	**$11,092**	**$23,536**

SECTION V. – PROGRAM OVERVIEW

Summary of Programs:

To provide clean, well maintained, safe vehicles to support our other county departments in their day-to-day operations and to provide adequate transportation for special requests out of town.

SECTION V. – SERVICE LEVELS

Service Levels Indicators:

	Actual FY 2013-14	Actual FY 2014-15	Estimated FY 2015-16	Projected FY 2016-17
Miles Driven	**341,578**	**287,854**	**70,000**	**75,000**

SECTION VI. – LINE ITEM NARRATIVES

SECTION VI. A. – SUMMARY OF REVENUES

Service Charge

The rental rate is currently $0.54 per mile for each vehicle in the motor pool.
The proposed new rate is $0.54 as per federal mileage rates

SECTION VI. B. – LISTING OF POSITIONS

There are no positions dedicated to the management and operation of the Motor Pool. Fleet Services oversees the management and operation using existing personnel on an as needed basis.

SECTION VI. C. – OPERATING LINE ITEM NARRATIVES

520233 – TOWING SERVICE **150**

This account will fund the cost of towing expenses incurred for the thirty (14) vehicles operated in the motor pool.

522300 – VEHICLE REPAIRS & MAINTENANCE **4800**

This account will fund the cost of repairs and routine maintenance on the thirty (14) vehicles operated in the motor pool. This request is based on the actual expenditures in this year's budget, and projections for future maintenance costs.

524100 – VEHICLE INSURANCE **7,644**

This account will fund the cost of liability on thirty (14) vehicles in the motor pool. County employees operate these vehicles on a daily basis only. Cost is $546.00 X 14 = $7,644

525006 – GPS MONITORING CHARGES **3,184**

This account will fund the cost of monitoring for 14 GPS monitoring devices. These devices are installed in each Motor Pool vehicle for monitoring of vehicle location and collection of historic usage data.
Cost to operate is $18.95 per unit for monitoring per month. (14 x $18.95 x 12 months) = $3,183.60

525400 – GAS, FUEL, & OIL **11,092**

This account will fund the cost of gasoline and oils used by the thirty (32) vehicles assigned to the motor pool. This request is based on actual usage this year.

SECTION VI. D. – CAPITAL LINE ITEM NARRATIVES

CAPITAL REQUEST

540000 – Small Tools and Minor equipment **250**

This account is for the purchase of relatively low cost tools and equipment used in the Motor Pool that has a useful life of less than 2 years. This account also will fund the addition and replacement of any GPS units that may be required.

ALL OTHER EQUIPMENT

None

DEPT	COUNTY #	YEAR	MAKE	MODEL
131101 - Emergency Preparedness	31880	2009	FORD	ESCAPE
141200-SOLICTOR	34898	2011	FORD	CROWN VIC
6590-111500-RENTAL aux building	28368	2006	CHEV	TRAILBLAZER
	34827	2010	FORD	EXPLORER
	35512	2011	FORD	CROWN VIC
	35528	2011	FORD	F150 PU 4X4
	37209	2013	DODGE	DURANGO AWD
	39773	2015	FORD	ESCAPE AWD
	39841	2015	FORD	ESCAPE AWD
	40111	2015	CHEVY	EQUINOX AWD
	40321	2015	CHEVY	EQUINOX AWD
	40455	2016	CHEVY	EQUINOX AWD
	TBD	2016	CHEVY	EQUINOX AWD

SECTION VI. D. – CAPITAL LINE ITEM NARRATIVES

CAPITAL REQUEST

540000 – Small Tools and Minor equipment **250**

This account is for the purchase of relatively low cost tools and equipment used in the Motor Pool that has a useful life of less than 2 years. This account also will fund the addition and replacement of any GPS units that may be required.

ALL OTHER EQUIPMENT

None

COUNTY OF LEXINGTON
WORKER'S COMPENSATION INSURANCE FUND
Annual Budget
Fiscal Year - 2016-17

Fund 6710
Division: Non-departmental
Organization 999900 - Non-departmental

Summary Page	2014-15 Actual	2015-16 Actual (Dec)	2015-16 Amended (Dec)	2016-17 Requested	*BUDGET* 2016-17 Recommend	2016-17 Approved
Activity From Operations:						
Revenues:						
439601 Employer Insurance Contributions	2,278,167	884,942	2,265,452	2,265,452		
439630 Insurance Reimbursements	42,017	7,236	0			
461000 Investment Interest	13,944	8,655	14,736	14,736		
463005 Ins. Prorated Premium Adj.	0	6,895	0			
Total Revenues	**2,334,128**	**907,728**	**2,280,188**	**2,280,188**	**0**	**0**
Expenditures:						
Operations	1,817,631	751,115	2,550,304	2,357,~~044~~ 118		
Operating Transfer to Risk Management	183,414	186,276	186,276	186,3~~53~~ 305		
Total Expenditures	**2,001,045**	**937,391**	**2,736,580**	**2,543,~~397~~ ~~426~~ 423**	**0**	**0**
Noncash Expenses:						
Net Cash	**333,083**	**(29,663)**	**(456,392)**	**(263,209)**	**0**	**0**
Income Calculation						
Net Income (Loss)	**333,083**	**(29,663)**	**(456,392)**	**(263,209)** ~~283~~ 35	**0**	**0**
FUND BALANCE - Estimated Beginning			5,049,566	4,593,174	4,593,174	4,593,174
FUND BALANCE - Projected End of Year			4,593,174	4,329,~~965~~ ~~894~~ 939	4,593,174	4,593,174

COUNTY OF LEXINGTON
WORKER'S COMPENSATION INSURANCE FUND
Annual Budget
Fiscal Year - 2016-17

Fund 6710
Division: Non-departmental
Organization 999900 - Non-departmental

Object Code	Expenditure Classification	2014-15 Expend	2015-16 Expend. (Dec)	2015-16 Amended (Dec)	2016-17 Requested	BUDGET 2016-17 Recommend	BUDGET 2016-17 Approved
	Personnel						
	*** Total Personnel**	**0**	**0**	**0**	**0**	**0**	**0**
	Operating Expenses						
520206	Background History Screening	7,875	4,059	12,425	12,625		
520209	Driver History Screening	1,200	800	1,600	1,680		
520301	Safety Management Services	255	0	6,000	6,000		
520302	Drug Testing Services	11,797	7,354	19,870	20,190		
521214	Safety Supplies	0	264	1,000	1,000		
525210	Conference & Meeting Expense	1,648	714	4,705	6,532		
525710	Safety Awards	0	0	1,250	1,000		
527307	SC Workers Compensation Taxes	36,764	0	45,000	45,000		
527308	WC Second Injury Assessments	101,707	0	150,000	140,000		
527309	Workers Compensation Ins. Premiums	485,886	404,850	548,430	555,994		
527351	WC - Medical Expense	369,868	186,193	710,680	621,~~743~~817 per RJ		
527352	WC - Legal Expense	65,561	29,288	69,423	60,742		
527353	WC - Indemnity Expense	745,694	115,106	749,302	655,610		
527358	WC - Recoveries	(19,137)	(698)	(32,903)	(32,903)		
527359	WC - Miscellaneous Expense	8,513	3,185	13,522	11,831		
529903	Contingency	0	0	250,000	250,000		
	*** Total Operating**	**1,817,631**	**751,115**	**2,550,304**	**2,357,~~044~~118**	**0**	**0**
	**** Total Personnel & Operating**	**1,817,631**	**751,115**	**2,550,304**	**2,357,~~044~~118**	**0**	**0**
	Transfers:						
816790	Operating Transfer to Risk Management	183,414	186,276	186,276	186,~~353~~05		
	Capital						
	**** Total Capital**	**0**	**0**	**0**	**0**	**0**	**0**
	***** Total Budget Appropriation**	**2,001,045**	**937,391**	**2,736,580**	**2,543,~~397~~423**	**0**	**0**

SECTION VI. - SUMMARY OF REVENUES

439601 – Employer Insurance Contributions **$2,656,452**

This figure reflects the adjusted budget as of 12/31/2015. Workers' compensation rates are payroll driven and this figure is subject to be adjusted by Finance prior to releasing the Recommended.

461000 – Investment Interest **$14,736**

Projection based on current budget status history from Finance.

SECTION VI – OPERATING LINE ITEM NARRATIVES

520206 – Background History Screening **$12,625**

To cover the cost new-hire background screenings.

(285 annually x $25.00 SLED = $7,125)
(100 annually x $55.00 National Check = $5,500)

520209 – Driver History Screening **$1,680**

A driving history will be performed for all conditionally hired employees in accordance with County policy.

(210 annually @ $8.00 per history)

520301 – Safety Management Services **$6,000**

This appropriation is to cover the cost for Safety and OSHA consultation. The consultation services (80 hours x $75.00 per hour = $6,000) will include periodic advisory meetings with the County's Risk Management Team. Staff will interview providers and make the appropriate recommendation.

520302 – Drug Testing Services **$20,190**

Pre-employment Drug Screen (10 Panel Screens)
285 x $40/test = $11,400

Monthly Random Drug Tests – Safety Sensitive positions, excluding SCDOT positions
16 standard @ average cost of $40/ x 12 months = $7,680
2 standard Breath Alcohol Test @ $15 x 12 = $360

Particular suspicion test in accordance with County Policy—estimate
3 x $50 = $150 (includes alcohol test)

Post accident drug and alcohol testing –estimate
6 x $100 = $600

521214 – Safety Supplies **$1,000**

This account would allow the Safety Manager to have a limited amount of safety supplies on hand (safety glasses, ear plugs, signage, etc.) to assist departments with a particular need immediately if discovered during safety inspections.

Item	Qty		Unit Cost		Total
Hard Hat	2	x	7.17	=	14.34
Safety Glasses	15	x	1.34	=	20.10
Gloves (Oil Resistant)	12	x	4.37	=	52.44
First Aid Kits	24	x	18.08	=	433.92
Dust Mask	10	x	5.04	=	50.40
Rubber Boot	2	x	17.3	=	34.60
Batteries (D Cell)	10	x	1.06	=	10.60
Flashlight	3	x	8.11	=	24.33
Lantern - Heavy Duty	1	x	25.99	=	25.99
Cooler 2 Gallon	1	x	14.93	=	14.93
Cooler 5 Gallon	1	x	29.66	=	29.66
Gator Aid Packets	10	x	1.06	=	10.60
Insect Repellant	6	x	6.58	=	39.48
Class 2 Safety Vest	14	x	12.3	=	172.2
Rain Suit	1	x	11.11	=	11.11
Binder (3 Ring)	12	x	1.77	=	21.24
Hand Sanitizer	2	x	4.92	=	9.84
Safety Traffic Cone	2	x	12.07	=	24.14
					$1,000

525210 – Conference, Meeting & Training Expense **$6,532**

Safety Video Exchange and Streaming Program – This provides access to a library of safety training DVD's. This program allows for up to five videos to be checked out at one time for unlimited use.

Annual Cost = $500.00
Yearly Access Fee = $150
Four Course Titles @ $175 = $700.00

South Carolina Conference on Workers' Compensation Education
(Registration, Lodging, Per Diem, Mileage) $2,820.00

Annual SC Counties Workers' Compensation Trust Meeting
(Lodging, Per Diem, Mileage) $535.00

OSHA 500 Trainer Course in Occupational Safety for Construction
(Lodging, Per Diem, Registration/Materials) $1,827.00

525710 – Safety Awards **$1,000**

During the course of the year the Risk Management Division will be on the look-out for daily examples of safe work behavior within the County's various service areas. Employees "caught in the act" of safety will be recognized and will have an opportunity to win prizes.

When possible we will take a photo and forward the safe PARTNER's safe act picture to their supervisor for recognition and will attempt to feature them in the County Scoop Newsletter.

527307 – SC Workers Compensation Tax **$45,000**

According to the SC Counties Workers' Compensation Trust (SCCWCT) Large Deductible Contract, counties operating under the Large Deductible Option must be responsible for their own WC Tax. Based upon previous claims history, SCCWCT to invoice for the taxes based on claims occurring after July 1, 1997 for the plan year 2014-15.

527308 – WC Second Injury Fund Assessment **$140,000**

The SIF assessment is based a percent of gross losses paid for a plan year the rate as set by the SC Second Injury Fund based on claims that occurred after 7/01/97 and paid for the calendar year 2015. This is an estimate is based on pro-rata billing history from the SCCWCT. Under the plan each insurer or self-insurer would pay their pro-rata share based on the current statutory formula. The Trust provides a detailed worksheet for the Lexington County prorated amount of the assessment. The Second Injury Fund (SIF) ceased operations on July 1, 2013, and transferred all remaining liabilities to the South Carolina Budget and Control Board *(State Fiscal Accountability Authority)*. The Trust will continue to pay statutory defined assessments until the remaining liabilities are paid in full. On May 9, 2013, the South Carolina Budget and Control Board approved a plan to pay off the remaining liabilities by assessments of $60 million each year for the following five years.

527309 – Workers Compensation Insurance Premium **$555,994**

Recommend continuing the Large Deductible option of a $300,000 Self Insured Retention (SIR) per occurrence. The current Self-Insured Retention Premium is .257 of the Estimated Premium. This Estimated Premium is based on the SC Counties Workers' Compensation Trust (SCCWCT) Board approved rates by WC Code. This option was utilized for the FY 2014-15 projected rate calculation. The projection also factors estimated payroll of $66,145,174.

This estimate factors in the 15% SCCWCT multiplier for the SIR Premium as stated by the SCCWCT Board in May of 2015 for the current fiscal year. The SCCWCT board will meet again by May 2016.

Total Estimated Premium ($300,000) Large Deductible Program **$555,994**

Lexington County Workers' Compensation Self Insured Premium

Plan Year	SIR Premium
2015-2016	$539,800*
2014-2015	$470,945
2013-2014	$471,281
2012-2013	$494,529
2011-2012	$525,071

*Unaudited premium. Audit anticipated August 2016.

527351 – Workers Compensation Medical Expense $624,743 1,817

527352 – Workers Compensation Legal Expense $60,742

527353 – Workers Compensation Indemnity Expense $655,610

527358 – Workers Compensation Recoveries $(32,903)

527359 – Workers Compensation Miscellaneous Expense $11,831.21

529903 – Contingency $250,000

This contingency line item will act as an additional funded loss-control measure.

COUNTY OF LEXINGTON
EMPLOYEE INSURANCE FUND
Annual Budget
Fiscal Year - 2016-17

Fund 6730
Division: Non-departmental
Organization: 999900 - Non-departmental

Summary Page		2014-15 Actual	2015-16 Actual (Dec)	2015-16 Amended (Dec)	2016-17 Requested	BUDGET 2016-17 Recommend	BUDGET 2016-17 Approved
Activity From Operations:							
Revenues:							
439601	Employer Insurance Contributions	8,472,000	5,075,000	8,292,000	8,340,000		
439602	Employee Health Ins Premiums (P/D)	3,341,776	1,407,156	3,338,556	3,487,386		
439604	Post-Employment Insurance Premiums	447,729	193,742	467,058	470,189		
439606	Cobra Payments	32,685	22,834	36,050	38,263		
439607	Employer Subsidy - Post Employment	344,522	193,911	833,708	320,024		
439608	Employee Life Insurance Premiums (P/D)	147,152	64,205	133,634	156,606		
439609	Employee Dental Ins Premiums (P/D)	30,221	90,904	215,491	228,990		
439610	Insurance Co-pay Fees	3,519	405	0	0		
439630	TPA Insurance Reimbursements	49,935	20,324	95,269	86,253		
439631	Wellness Incentive Forfeiture	2,045	0	0	0		
439632	Stop-Loss Insurance	1,763,595	651,362	763,496	930,180		
461000	Investment Interest	29,836	20,528	24,563	24,563		
469900	Miscellaneous Rvenues	0	0	0	0		
	Total Revenues	**14,665,015**	**7,740,371**	**14,199,825**	**14,082,454**	**0**	**0**
Expenditures:							
	Non-Departmental - Operations	6,966,773	2,336,141	13,553,713	14,335,209		
	Wellness Center - Operations	773,529	425,298	894,265	1,273,705		
	Op Trn to Lex Cty Wellness Ctr	0	0	0	0		
	Total Expenditures	**7,740,302**	**2,761,439**	**14,447,978**	**15,608,914**	**0**	**0**
Noncash Expenses:							
	Net Cash	**6,924,713**	**4,978,932**	**(248,153)**	**(1,526,460)**	**0**	**0**
Income Calculation:							
	Net Income (Loss)	**6,924,713**	**4,978,932**	**(248,153)**	**(1,526,460)**	**0**	**0**
	FUND BALANCE Beginning of Year			10,537,937	10,289,784	10,289,784	10,289,784
	FUND BALANCE - Projected End of Year			10,289,784	8,763,324	10,289,784	10,289,784

COUNTY OF LEXINGTON
EMPLOYEE INSURANCE FUND
Annual Budget
Fiscal Year - 2016-17

Fund 6730
Division: Non-departmental
Organization: 999900 - Non-departmental

Object Code	Expenditure Classification	2014-15 Expenditure	2015-16 Expend. (Dec)	2015-16 Amended (Dec)	2016-17 Requested	BUDGET 2016-17 Recommend	BUDGET 2016-17 Approved
	Personnel						
519121	Cal. Ins. - Reverse Employer Portion	(7,652,523)	(3,479,787)	0			
	*** Total Personnel**	**(7,652,523)**	**(3,479,787)**	**0**	**0**	**0**	**0**
	Operating Expenses						
520201	Fitness Program	7,940	3,635	10,000	15,000		
520308	Health Screening Services	0	0	17,856	0		
520313	Actuarial Services	3,500	8,000	8,000	3,500		
520314	Employee Benefit Consulting Service	0	0	2,500	2,500		
520800	Outside Printing	0	0	1,447	1,447		
521100	Duplicating	0	57	800	800		
525100	Postage	0	106	5,000	5,000		
525210	Conference, Meeting & Training Exp.	0	177	0	0		
527300	Medical Claims	(196,616)	0	0	0		
527302	Third Party Administrator Costs	0	0	0	0		
527303	Life Insurance Premiums	283,153	157,895	292,379	317,715		
527304	Stop-Loss Insurance Premiums	1,239,315	558,675	1,578,764	2,037,131		
527310	Pharmacy Claims	2,371,263	913,246	2,431,462	2,436,067		
527312	Health Care Reform Fees	134,522	93,544	96,584	63,620		
527313	Medical Insurance Claims	9,728,645	3,638,726	8,000,000	8,300,000		
527314	Dental Insurance Claims	574,214	235,270	550,519	569,111		
527315	Medical Administrative Costs	343,435	181,341	363,313	383,537		
527316	Dental Administrative Costs	25,233	12,987	31,025	31,448		
527317	HRA/HSA Administrative Costs	20,311	6,530	32,068	35,124		
	3rd Party Administrator Costs (HSA)						
	3rd Party Administrator Costs (HRA)						
	3rd Party Administrator Costs (FSA,DCA)						
527318	Cobra Administrative Costs	10,706	3,839	11,609	11,676		
527319	Compliance Testing	0	1,900	2,000	2,000		
527320	Online Benefits System	0	0	16,584	16,680		
527330	Wellness Program Incentives	73,675	0	88,500	89,550		
529903	Contingency	0	0	13,303	13,303		
	*** Total Operating**	**14,619,296**	**5,815,928**	**13,553,713**	**14,335,209**	**0**	**0**
	**** Total Personnel & Operating**	**6,966,773**	**2,336,141**	**13,553,713**	**14,335,209**	**0**	**0**
	Transfers						
~~814445~~	~~Op Trn to Lexington County Wellness Center~~	0			~~1,273,705~~		
	Capital						
	**** Total Capital**	**0**	**0**	**0**	**0**	**0**	**0**
	***** Total Budget Appropriation**	**6,966,773**	**2,336,141**	**13,553,713**	14,335,209 ~~**15,608,914**~~	**0**	**0**

COUNTY OF LEXINGTON
EMPLOYEE INSURANCE FUND
WELLNESS CENTER
Annual Budget
Fiscal Year - 2016-17

Fund 6730
Division: Non-departmental
Organization: 999901 - Wellness Center

Object Code	Expenditure Classification	2014-15 Expenditure	2015-16 Expend. (Dec)	2015-16 Amended (Dec)	2016-17 Requested	BUDGET 2016-17 Recommend	BUDGET 2016-17 Approved
	Personnel						
	*** Total Personnel**	**0**	**0**	**0**	**0**	**0**	**0**
	Operating Expenses						
520248	Alarm Monitoring and Maintenance	378	0	378	378		
520308	Health Screening Services	0	0	0	0		
520309	Medical Services	724,236	403,914	807,831	1,180,713		
521000	Office Supplies	0	0	7	100		
521405	Pharmaceuticals	41,974	17,374	28,800	33,474		
524000	Building Insurance	0	0	250	258		
525000	Telephone	712	369	723	723		
525004	WAN Service Charges	731	366	783	784		
525210	Conference, Meeting & Training Exp.	809	985	1,026	1,500		
525385	Utilities - Auxiliary Admin. Bldg.	4,689	2,290	5,500	5,775		
529903	Contingency	0	0	48,967	50,000		
	*** Total Operating**	**773,529**	**425,298**	**894,265**	**1,273,705**	**0**	**0**
	**** Total Personnel & Operating**	**773,529**	**425,298**	**894,265**	**1,273,705**	**0**	**0**
	Capital						
540000	Small Tools & Minor Equipment	1,250	0	0	0		
	**** Total Capital**	**1,250**	**0**	**0**	**0**	**0**	**0**
	***** Total Budget Appropriation**	**774,779**	**425,298**	**894,265**	**1,273,705**	**0**	**0**

SECTION VI. - SUMMARY OF REVENUES

439601 – Employer Insurance Contributions **$8,340,000**

Based on an estimate of 1390 eligible employees for Budget Allocation. (1390 * $6,000 = $8,340,000)

439602 – Employee Medical Premiums (payroll deduct) **$3,487,386**

Employee contributions are stated at current rates and are subject to be adjusted for recommended based on review of group health plan.

2/01/2016 Subscriber Counts

Plan:	Gold	Silver	Bronze
Employee Only:	232 * $177 = $41,064	377 * $130 = $49,010	73 * $70 = $5,110
Employee + Spouse:	50 * $484 = $24,200	57 * $389 = $22,173	13 * $271 = $3,523
Employee + 1 Dependent:	35 * $261 = $9,135	71 * $200 = $14,200	4 * $124 = $496
Employee + 2 Dependents:	23 * $346 = $7,958	43 * $271 = $11,653	2 * $177 = $354
Employee + 3 Dependents:	1 * $430 = $430	8 * $341 = $2,728	1 * $170.50 = $170.50
Employee + 4 (or more) Dependents:	1 * $515 = $515	3 * $412 = $1,236	0 * $230 = $0
Employee + Spouse + 1 Dependent:	27 * $568 = $15,336	42* $459 =$19,278	2 * $324 = $648
Employee + Spouse + 2 Dependents:	17 * $652 = $11,084	54 * $530 = $28,620	6 * $377 = $2,262
Employee + Spouse + 3 Dependents:	3 * $737 = $2,211	19 * $600 = $11,400	3 * $430 = $1,290
Employee + Spouse + 4 (or more) Dependents:	2 * $821 = $1642	3 * $671 = $2,013	2 * $438 = $876
Total Lives	391	677	106
Monthly Premium	$ 113,575.00	$ 162,311.00	$ 14,729.50
Monthly Lives	1174		
Annualized Premium	$ 3,487,386.00		

439609 – Employee Dental Premiums (payroll deduct) $228,990

Employee contributions are stated at current rates and are subject to be adjusted for recommended based on review of group health plan.

2/01/2016 Subscriber Counts

Plan:	Dental
Employee Only:	653 * $6.22 = $4,061.66
Employee + Spouse:	155 * $18.56 = $2,876.80
Employee + 1 Dependent:	104 * $17.04 = $1,772.16
Employee + 2 Dependents:	70 * $27.86 = $1,950.20
Employee + 3 Dependents:	9 * $38.70 = $348.30
Employee + 4 (or more) Dependents:	3 * $55.62 = $166.86
Employee + Spouse + 1 Dependent:	88 * $29.38 = $2,585.44
Employee + Spouse + 2 Dependents:	88 * $40.22 = $3,539.36
Employee + Spouse + 3 Dependents:	24 * $51.04 = $1,224.96
Employee + Spouse + 4 (or more) Dependents:	9 * $61.86 = $556.74
Total Lives	1203
Monthly Premium	$ 19,082.48
Annualized Premium	$ 228,989.76

439604 – Term Employee Insurance Premiums $470,189

Based on 1/1/2016 rates and Post Employment Plan participation as of 2/1/16. Subject to review.
Medical & Dental:

95A

14	Retiree. Only	$241.02	$3,374.28
3	Retiree. + Spouse	$373.56	$1,120.68
3	Retiree + 1	$435.36	$1,306.08
1	Retiree + 2	$629.71	$629.71
1	Spouse only (no dental)	$577.23	577.23
1	Retiree + Spouse + 2	$762.25	$762.25
23			$7,770.23
			x12
			$93,242.76

95B

11	Retiree Only	$241.02	$2,651.22
1	Retiree + 1	$435.36	$435.36
12			$3,086.58
			x12
			$37,038.96

2009

20	Retiree. Only	$964.94	$19,298.80
3	Retiree. + Spouse	$1,929.88	$5,789.64
1	Retiree Only (no dental)	$958.94	$958.94
1	Retiree + 2 (no dental)	$1,300.22	$1,300.22

SECTION V. A - LISTING OF REVENUES

SECTION VI. - OPERATING LINE ITEM NARRATIVES

520248 Alarm Monitoring and Maintenance **$378**

5203069 Medical Services **$1,180,713**

Fixed cost for medical services from Marathon Health.

$97,178 x 7 (July – Jan) = $680,246.00
$100,093.34 x 5 (Feb – June) = $500,466.70
$1,180,712.70

521000 Office Supplies **$100**

521405 Pharmaceuticals **$33,474**

Average monthly drug expense = $2,789.48 * 12 = $33,473.78.

524000 Building Insurance **$258**

525000 Telephone **$723**

Two lines with voice mail @ $20.07 per month (2 x $20.07= $40.14 x 12 mo = $481.68) and a fax line $20.07 *12 = 240.84.

525004 WAN Service Charges **$784**

30MBPS x 15MBS @ $79.99/ mo. and $6.00/month IP Static Address fee, $25 Data Discount). Final cost = $60.99/mo. plus 7% applicable tax * 12.

525210 Conferences, Meetings and Training **$1,500**

525385 Utilities - Auxiliary Admin. Bldg. **$5,775**

529903 Contingency **$50,000**

1	Retiree Only Medical + Retiree Spouse Dental	977.94	977.94
26			$28,325.54
			x12
			$339,906.48

439606 – COBRA Payments **$38,263**

Based on average collections from:

FY 10 – 11	$17,539.81
FY 11 – 12	$27,767.80
FY 12 – 13	$43,594.95
FY 13 – 14	$53,474.65
FY 14 – 15	$37,873.74
FY 15 – 16	$49,326.60
	$229,577.55 /6
	= $38,262.93

439607 – Employer Subsidy – Post Employment **$320,024**

Based up current activity and budget reports as of 1/1/16:

95A - $17,797.69
95B- $ 8,870.95
$26,668.64 x 12 = $320,023.68

439608 – Employee Life Ins. Prem. (P/D) **$156,606**

Optional Life Insurance. Based on average as of 12/31/2015 = $147,152.46
Dependent Life. Based on average as of 12/31/2015 = $9,453.00

	Optional Life	Dependent Life
January	$ 12,911.82	$ 781.00
February	$ 13,046.57	$ 779.00
March	$ 13,086.82	$ 780.00
April	$ 13,165.57	$ 788.00
May	$ 12,871.93	$ 788.00
June	$ 12,855.29	$ 788.00
July	$ 11,205.29	$ 795.00
August	$ 11,349.29	$ 789.00
September	$ 11,454.54	$ 780.00
October	$ 11,753.28	$ 790.00
November	$ 5,872.89	$ 796.00
December	$ 17,579.17	$ 799.00
average	$ 12,262.71	$ 787.75
	x 12	x 12
	$ 147,152.46	$ 9,453.00

439630 – TPA Insurance Reimbursements **$86,253**

Based on an average of collections from

FY 09-10	$ 101,375.24
FY 10-11	$ 105,690.61
FY 11-12	$ 68,665.78
FY 12-13	$ 143,171.32
FY 13-14	$ 57,442.41
FY 14-15	$ 41,167.98
	$ 517,513.34
	/ 6
	$ 86,252.22

439632 – Stop-loss Insurance Reimbursements **$930,180**

Based on an average of collections from:

FY 09-10	$ 495,308.44
FY 10-11	$ 268,535.88
FY 11-12	$ 1,308,857.52
FY 12-13	$ 1,020,451.26
FY 13-14	$ 724,326.55
FY 14-15	$ 1,763,595.45
	$ 5,581,075.10
	/ 6
	$ 930,179.18

461000 – Investment Interest **$24,563**
Based upon current budget revenue and expense reports.

SECTION VI – OPERATING LINE ITEM NARRATIVES

520201 – Fitness Program **$15,000**
This program creates a culture where both health and safety that are aligned, tied to measureable activities and aggressively prompted throughout the County departments. This is a strategic long term effort of the HR Department to help create a wellness culture and contribute to reducing claims costs.

520308 – Health Screening Services **$0**

520313 – Actuarial Services **$3,500**
Based on current budget for GASB 45 Actuarial Study and plan design change impact review.

520314 – Employee Benefit Consulting Service **$2,500**
Employee Benefits Consulting Services contingency.

520800 – Outside Printing **$1,447**
Printing of benefit related items, including open enrollment materials. Based on historical data.

521100 – Duplicating **$800**
Duplication of benefit related items. Based on historical data.

521100 – Postage **$5,000**
Duplication of benefit related items. Based on historical data.

527313 – Medical Insurance Claims **$8,300,000**
Claims funding based upon PAI projections, trend analysis less anticipated stop-loss reimbursements reconciled to PAI paid claims.

527314 – Dental Insurance Claims **$569,111**
Claims funding based upon trend analysis.

527315 – Third Party Administrator Costs (Medical) $383,537

Fixed Costs Effective 1/1/16

1390 eligible employees x $20.94 x 6 (July - December) =	$174,639.60
1390 eligible employees x 21.99* x 6 (January - June) =	$183,396.60
	$358,036.20 subtotal
99 vacancies x 20.94 x 6 (July – December) =	$12,438.36
99 vacancies x 21.99* x 6 (January – June) =	$13,062.06
	$25,500.42 subtotal
	$383,536.62 total

Itemization of $20.94 PEPM fee:

- Administration and customer service fee – $11.31
- PPO network access fee – $5.35
- Pre-certification and managed care fee – $2.68
- HIPAA Privacy Product – .80
- Advance PCS Prescription Drug Network – .80

*Estimate based on contract which dictates fee increase cannot exceed 5%.

527316 – Third Party Administrator Costs (Dental) $31,448

Fixed cost effective 1/1/16

1390 benefit eligible employees x 1.76 = $2,446.40 x 12 = $29,356.80
99 vacancies x 1.76 = $174.24 x 12 = $2,090.88

527303 – Life Insurance Premiums $317,715

Basic Life Plan based on subscriber count /volume as of 2/1/16. Subscriber count = 1390. (Volume = $67,621,500/1000 x .185 x 12 = $150,119.73) + *99 vacant (Volume = 4,950,000/1000 x .185 x 12 = $10,989)

*Assumes position is eligible at $50,000.

Optional Life Insurance. Based on average as of 12/31/2015 = $147,152.46
Dependent Life. Based on average as of 12/31/2015 = $9,453.00

527304 – Stop Loss Premiums $2,037,131

Based on the 01/01/16 stop loss renewal and trend analysis. 1390 eligible subscribers x $114.01 x 12 = $1,901,686.80 + 99 vacancies x $114.01 x 12 = $135,443.88

527310 – Advance PCS Claims $2,436,067

Based on average monthly Prescription Drug coverage activity as of 12/31/2015 and review of claims experience and trends.

Month	Expenditure
January	$ 298,267.51
February	$ 160,272.32
March	$ 153,668.37
April	$ 196,828.95
May	$ 167,378.09
June	$ 191,998.92
July	$ 197,581.20
August	$ 110,346.23
September	$ 203,303.60
October	$ 208,221.02
November	$ 193,793.86
December	$ 216,516.29
Total Claims	$ 2,298,176.36
Average	$ 191,514.70
x12 (trend @ 6%)	
	$ 2,436,066.94

527312 – Health Care Reform Fees **$63,620**

Reinsurance Fee = $27* 2181 = $58,887
Patient-Centered Outcomes Research Institute Fee = $2.17 *2181 = $4,732.77

Fees shown are based on the proposed regulations.

527330 – Wellness Program Incentives **$89,550**

Estimated participation of 347 * $250 incentive = $75,000
Other Program Incentives/Giveaways = $2800

527317 – HRA/HSA/FSA/DCA Administrative Costs **$35,124**

(HSA) Based on current participation of 31 employees + estimated 10% increase. 34*3.00 = 102.00 * 12 = $1224 plus set up fee of 3*4= $12.00. (HRA) Based on average participation of 347 employees + estimated 10% increase in participation. 381*4.00 = 1524 * 12 = $18,288. FSA/DCA administration costs based on 300 participants (300 *4 *12 = $14,400 plus $1200 client relationship manager fee = $15,600)

527319 – Compliance Testing **$2,000**

Mandated nondiscrimination testing for Cafeteria plan, FSA, DCA.

527320 – Online Benefit System **$16,680**

1390 benefit eligible employees * $1 per employee per month *12 = $16,680.00

527318 – COBRA Administrative **$11,676**

1390 Benefit eligible employees at .70 a month = 973 *12 = 11,676

529903- Contingency **$13,303**

This contingency line item will act as an additional funded loss-control measure. Amount above only reflects new funding request. Previous FY's unused amount will carry over.

COUNTY OF LEXINGTON
POST-EMPLOYMENT INSURANCE FUND
Annual Budget
Fiscal Year - 2016-17

Fund 6731
Division: Non-departmental
Organization: 999900 - Non-departmental

Summary Page		2014-15 Actual	2015-16 Actual (Dec)	2015-16 Amended (Dec)	2016-17 Requested	*BUDGET* 2016-17 Recommend	2016-17 Approved
Activity From Operations:							
Revenues:							
439601	Employer Insurance Contributions	2,541,600	1,522,500	2,487,600	2,502,000		
461000	Investment Interest	45,785	43,148	22,422	22,422		
	Total Revenues	**2,587,385**	**1,565,648**	**2,510,022**	**2,524,422**	**0**	**0**
Expenditures:							
	Operations	266,179	147,564	833,708	845,288		
	Total Expenditures	**266,179**	**147,564**	**833,708**	**845,288**	**0**	**0**
Noncash Expenses:							
	Net Cash	**2,321,206**	**1,418,084**	**1,676,314**	**1,679,134**	**0**	**0**
Income Calculation:							
	Net Income (Loss)	**2,321,206**	**1,418,084**	**1,676,314**	**1,679,134**	**0**	**0**
	FUND BALANCE Beginning of Year - cash			18,445,937	20,122,251	20,122,251	20,122,251
	FUND BALANCE - Projected End of Year - cash			20,122,251	21,801,385	20,122,251	20,122,251

COUNTY OF LEXINGTON
POST-EMPLOYMENT INSURANCE FUND
Annual Budget
Fiscal Year - 2016-17

Fund 6731
Division: Non-departmental
Organization: 999900 - Non-departmental

Object Code	Expenditure Classification	2014-15 Expenditure	2015-16 Expend. (Dec)	2015-16 Amended (Dec)	BUDGET 2016-17 Requested	BUDGET 2016-17 Recommend	BUDGET 2016-17 Approved
	Personnel						
	*** Total Personnel**	**0**	**0**	**0**	**0**	**0**	**0**
	Operating Expenses						
527311	Ins. Premium Reimb. to Employee	266,179	147,564	833,708	845,288		
529903	Contingency	0	0	0			
	*** Total Operating**	**266,179**	**147,564**	**833,708**	**845,288**	**0**	**0**
	** Total Personnel & Operating	266,179	147,564	833,708	845,288	0	0
	Capital						
	**** Total Capital**	**0**	**0**	**0**	**0**	**0**	**0**
	***** Total Budget Appropriation**	**266,179**	**147,564**	**833,708**	**845,288**	**0**	**0**

SECTION VI. - SUMMARY OF REVENUES

439601 – Employer Insurance Contributions **$2,502,000**

Based on an estimate of 1390 eligible employees for Budget Allocation. (1390 x $1,800 = $2,502,000)

461000 – Investment Interest **$22,422**

Based upon current budget revenue and expense reports from Finance Department.

SECTION VI – OPERATING LINE ITEM NARRATIVES

527311 – Ins. Premium Reimb. to Employee **$845,288**

Based up current activity and budget reports. Budget (26 active + 47 potential adds = 73 x $964.94 = $70,440.62. x 12 = $845,287.44)

529903- Contingency **$0**

This contingency line item will act as an additional funded loss-control measure. Amount above only reflects new funding request. Previous FY's unused amount will carry over.

COUNTY OF LEXINGTON
RISK MANAGEMENT ADMINISTRATION
Annual Budget
Fiscal Year - 2016-17

Fund 6790
Division: General Administrative
Organization: 101500 - Personnel

Summary Page	2014-15 Actual	2015-16 Actual (Dec)	2015-16 Amended (Dec)	2016-17 Requested	BUDGET 2016-17 Recommend	2016-17 Approved
Activity From Operations:						
Revenues:						
438905 Cell Phone Sales	0	0	0	0		
461000 Investment Interest	374	137	0	0		
490100 Sale of Fixed Assets	0	0	0	0		
806710 Op Trn from Workers Comp Ins.	183,414	186,276	186,276	186,353 305		
Total Revenues	**183,788**	**186,413**	**186,276**	**186,353**	**0**	**0**
Expenditures:						
Personnel & Operations	179,211	81,652	185,561	184,~~604~~ 556		
Depreciation	0	0	315	0		
Capital Outlay	0	348	400	1,749		
Total Expenditures	**179,211**	**82,000**	**186,276**	**186,~~353~~ 305**	**0**	**0**
Noncash Expenses:						
Depreciation: Add Back In	0	0	315	0	0	0
Net Cash	**4,577**	**104,413**	**315**	**0**	**0**	**0**
Income Calculation:						
Capital Outlay: Add Back In	0	348	400	1,749	0	0
Net Income (Loss)	**4,577**	**104,761**	**400**	**1,749**	**0**	**0**
FUND BALANCE - Estimated Beginning - Cash			68,391	68,706	68,706	68,706
FUND BALANCE - Projected End of Year - Cash			68,706	68,706	68,706	68,706

COUNTY OF LEXINGTON
RISK MANAGEMENT ADMINISTRATION
Annual Budget
Fiscal Year - 2016-17

Fund 6790
Division: General Administrative
Organization: 101500 - Personnel

Object Expenditure Code	Classification	2014-15 Expenditure	2015-16 Expend. (Dec)	2015-16 Amended (Dec)	2016-17 Requested	BUDGET 2016-17 Recommend	BUDGET 2016-17 Approved
	Personnel						
510100	Salaries & Wages - 2	125,216	58,448	123,549	123,549		
511112	FICA - Employer Portion	8,644	3,990	9,451	9,451		
511113	State Retirement - Employer Portion	16,726	6,464	13,665	13,665		
511120	Employee Insurance - 2	15,600	7,800	15,600	15,600		
511130	Workers Compensation	3,294	1,562	3,299	3,398		
	*** Total Personnel**	**169,480**	**78,264**	**165,564**	**165,663**	**0**	**0**
	Operating Expenses						
521000	Office Supplies	104	128	530	473		
521100	Duplicating	432	212	1,064	629		
521200	Operating Supplies	0	9	200	200		
524000	Building Insurance	27	27	29	30		
524201	General Tort Liability Insurance	150	150	155	160		
524202	Surety Bonds	12	0	0	0		
525000	Telephone	482	241	482	482		
525021	Smartphone Charges	1,272	420	1,864	1,464 16	per narrative	
525041	E-mail Service Charges - 2	162	81	162	258		
525100	Postage	72	68	300	300		
525110	Other Parcel Delivery	0	0	50	50		
525210	Conference, Meeting & Training Expense	4,502	692	7,160	7,354		
525230	Subscriptions, Dues, & Books	750	755	1,940	1,480		
525240	Personal Mileage Reimbursement	0	0	100	100		
525250	Motor Pool Reimbursement	267	0	200	200		
525300	Utilities / Administration Building	1,499	605	1,500	1,500		
529903	Contingency	0	0	4,261	4,261		
530100	Depreciation	0	0	315	0		
	*** Total Operating**	**9,731**	**3,388**	**20,312**	**18,941** 893	**0**	**0**
	**** Total Personnel & Operating**	**179,211**	**81,652**	**185,876**	**184,604** 556	**0**	**0**
	Capital						
540000	Small Tools & Minor Equipment	0	348	400	400		
549999	Capital Clearing	0	0	0	0		
	All Other Equipment	0	0	0	1,349		
	**** Total Capital**	**0**	**348**	**400**	**1,749**	**0**	**0**
	***** Total Budget Appropriation**	**179,211**	**82,000**	**186,276**	**186,353** 05	**0**	**0**

SECTION V - PROGRAM OVERVIEW

Summary of Programs:

Program I – Human Resources Risk Management
Program II – Occupational Safety & Training Management

The Human Resources Risk Management Division is responsible for the identification, maintenance, and measurement of exposure to accidental loss. These programs include general tort liability, vehicle liability, buildings and content insurance, workers' compensation, employee benefits, and the recovery for damages to County property.

The County participates in the South Carolina Counties Workers' Compensation Trust and maintains a self-insured retention of $300,000 per occurrence for job related injuries. Generally, retaining some risk through deductibles or self-insured retention results in lower premiums than are associated with insurance that pays the first dollar of any covered claim.

The County currently maintains a Self Insured Group Health Insurance Program and contracts with a Third Party Administrator for claims management, stop-loss insurance, and other administrative structures. The HR Risk Management Division would be responsible to maintain the best insurance coverage for the County and would prepare any necessary requests for proposal drafts for insurance related matters.

There are two elements to risk management: (1) Loss Prevention measures are developed to keep accidents and other incidents from happening; and (2) Loss Reduction methods are implemented to properly manage claims in effort to decrease the severity of losses when they occur. These elements are critical for managing all risks, rather than just paying claims. Risk management administration involves developing cost saving techniques, maintaining adequate insurance coverage, tracking and projecting claims, as well as training.

Program I: Human Resources (HR) Risk Management

Objectives:

HR Risk Management will necessitate dual human resources and risk management initiatives.

Service Standards:

a. To conduct effective, thorough, and objective investigations in order to provide human resources guidance.
b. To provide guidance on employee relation issues.
c. Maintain in-depth knowledge of HR legal requirements, reduce legal risks and ensures regulatory compliance.
d. To be responsible for assigned initiatives and activities of the Risk Management Program and would advise departments, and County Administration on various insurance and budget related matters.
e. Assists senior management in developing standards for employee benefits; advises management on other issues such as ADA, FMLA and workers' compensation.
f. Conduct trend analysis on various insurance and benefits offered by the County.

Program II: Occupational Safety and Training Management

Objective:

Occupational Safety and Training Management is to ensure that employees who work for Lexington County have a place of employment that is free of recognized hazards that are likely to cause physical harm.

Service Standards:

a. To incorporate occupational safety and wellness initiatives within the County.
b. To provide training for specific job duties as needed and mandated by State and Federal laws.
c. To maintain Occupational Safety and Health Administration (OSHA) standards.
d. To administer the County's Alcohol and Drug Testing Program.
e. To investigate all County accidents involving employee, vehicles, and equipment.
f. To manage operational activities of various insurance programs and develop standards for safety.
g. To conduct frequent safety training & loss control safety inspections.
h. To conduct trend analysis and reporting related to occupational safety/training and loss control.
i. To develop departmental safety committee initiatives.

SECTION VI - LINE ITEM NARRATIVES

SECTION VI. A - LISTING OF REVENUES

806710 – Operations Transfer from Workers Compensation Insurance **$186,353** 05
A transfer of funds to cover the salaries and operations of two employees in the Risk Management Division.

SECTION VI. B - LISTING OF POSITIONS

Current Staffing Level:

Job Title	Positions	Full Time Equivalent General Fund	Other Fund	Total	Grade
HR Risk Manager	1	1		1	212
Safety & Training Manager	1	1		1	212
Total Positions	2	2		2	

SECTION VI. C. - OPERATING LINE ITEM NARRATIVES

520300 - PROFESSIONAL SERVICES **$ 0**

520702 - TECHNICAL CURRENCY & SUPPORT **$ 0**

521000 - OFFICE SUPPLIES **$473**

To cover routine office supplies (paper, pencils, file folders, etc.). This line item will include form printing costs and computer supplies.

File folders (12 boxes x $9.04) = $108.48
Toner Cartridge - color printer (1 x $164.33) = $164.33
Pens, pencils, & other office products = $80
Hanging file folders (legal) (6 boxes x $9.68) = $58.08
Hanging file folders (letter) (8 boxes x $7.66) = $61.28

521100 - DUPLICATING **$629**

Copier Machine Usage cost ($0.033705) x 15,100 copies = $508.94
4 cases paper = ($3.01 x 40 reams) = $120.40

521200 - OPERATING SUPPLIES **$200**

This account is needed for specific supplies such as training materials, operations manual material, etc.

522200 – Small Equipment Repairs and Maintenance **$0**

Audio and visual equipment repair (camera and so forth).

524000 - BUILDING INSURANCE **$30**

Building and Personal Property Insurance for division.

524201 - GENERAL TORT LIABILITY INSURANCE **$160**

Tort Liability Premium 2 Positions

524202 – SURETY BONDS **$0**

Premium 2 Positions

525000 - TELEPHONE **$482**

Two lines for the Risk Management Division with voice mail @ $20.07 per month (2 x $20.07= $40.14 x 12 mo = $481.68).

525021 – SMART PHONE CHARGES **$1,416**

Program I: 1 iphone Plan - $54 per month x 12 = $648
1 iphone Hotspot service - $10 per month x12 = $120
Program II: 1 iphone Plan - $54 per month x 12 = $648

525041 – E-MAIL SERVICE CHARGES **$258**

$10.75 per month x 2 = $21.50 x 12 mo. = **$258**

525100 - POSTAGE **$300**

Postage expense for office correspondence.

525100 – OTHER POSTAL DELIVERY **$ 50**

525210 – CONFERENCE, MEETING & TRAINING EXPENSE **$7,354**

Certified Employee Benefits Specialist (SPHR, SHRM-SCP Recertification)	$ 4,610
Annual Employee Benefits Conference (SPHR, SHRM-SCP Re-certification)	$ 2,694
SHRM Annual Legal Update (SPHR, SHRM-SCP Re-certification)	$ 50

525230 - SUBSCRIPTIONS, DUES & BOOKS **$1,480**

This account will cover costs for membership dues, publications, and services.

SC Public Risk Managers Association (One Government, two associates)	$ 55
Columbia Society for Human Resource Management	$125
National Society for Human Resource Management	$180
National PRIMA Membership (2 @ $385)	$770
National Safety Council	$350

525240 – Personal Mileage **$100**

525250 – Motor Pool Reimbursement **$200**

525300 - UTILITIES - **$1500**

Based on current average monthly activity.

SECTION VI.D. - CAPITAL LINE ITEM NARRATIVES

CAPITAL REQUEST

540000 - Small Tools & Minor Equipment **$ 400**
Upgrade to office furniture.

PC COMPUTERS – F3 –Laptop-Rpl **$ 1349**
This line item is requested and *recommended by IS* to replace 1 laptop.
Function 3 Laptop Rpl @ $1300. Also requires Dell Latitude E5570 External USB DVD Drive @ $49

COUNTY OF LEXINGTON
Millage Agency Comparison
Fiscal Year 2016-17

`		Fiscal Year 2015-16 Approved Amount/Actual Disbursement			Fiscal Year 2016-17 Requested	
	Fund	Approved Amount	Actual Disbursement*	Millage	Amount	Millage
Lexington County Recreation & Aging Commission	7620	$ 10,739,625	$ 8,807,118	12.202	$ 10,947,216	
Irmo Chapin Recreation Commission	7630	$ 4,181,488	$ 3,542,795	13.354	$ 4,244,210	
Midlands Technical College	7650	$ 3,633,193	$ 2,923,650	2.956	$ 3,778,521	
Midlands Technical College - Capital	7652	$ 982,130	$ -	0.897	$ 1,010,028	
Midlands Technical College - Debt Service		567,060	-	0.500	583,167	
		$ 1,549,190	$ -	1.397	$ 1,593,195	
Hollow Creek Watershed	7660	$ 5,295	$ 5,136	1.599	$ 6,080	
Riverbanks Zoological Park & Botanical Garden	7680	$ 1,890,877	$ 1,770,749	1.088	$ 1,242,672	
Irmo Fire District	7800, 7802	$ 2,500,000	$ 2,048,792	17.473	$ 2,500,000	
New Fire Station Operations					$ 100,000	**
		$ 2,500,000	$ 2,048,792	17.473	$ 2,600,000	

* Actual disbursements through February 29, 2016

** Requested Fire Station #3 Operations

File: Excel2K\Budgets\Bud16\Millage\RecapMil.xls
03-17-15 SAV

COUNTY OF LEXINGTON
Millage Agency Comparison with Fund Balance
Fiscal Year 2016-17

			Fiscal Year 2015-16							Fiscal Year 2016-17			
			Receipts		Disbursements					Agency Request vs. Estimated Receipts			
	Fund	Fund Balance 07/01/15	02/28/16 Actual Receipts*	06/30/16 Projected Receipts	Approved Amount	02/28/16 Actual Disbursement*	06/30/16 Projected Disbursement	Millage	Projected Fund Balance 06/30/16	Requested Amount	Estimated Receipts	Recommended Amount	Millage
(2) Lexington Cty Rec. & Aging Comn	7620	75,985	9,667,796	10,971,193	10,739,625	8,807,118	10,971,193	12.315	75,985	10,947,216	11,442,874		
(2) Irmo Chapin Recreation Commissio	7630	19,255	3,660,615	4,133,349	4,181,488	3,542,795	4,133,349	13.354	19,255	4,244,210	4,146,131		
(1) Midlands Technical College	7650	3,230,641	3,103,221	3,598,128	3,633,193	2,923,650	3,633,193	2.970	3,195,576	3,778,521	3,714,805		
Midlands Tech. College - Capital	7652	1,772,830	1,434,355	1,655,959	982,130	-	982,130	0.904	2,446,659	1,010,028	1,713,353		
Midlands Tech. College - Debt Service		-	-	-	567,060	-	567,060	0.500	(567,060)	583,167			
		1,772,830	1,434,355	1,655,959	1,549,190	-	1,549,190	1.404	1,879,599	1,593,195	1,713,353		
(2) Hollow Creek Watershed	7660	998	5,902	5,949	5,295	5,136	5,949	1.600	998	6,080	6,080		
(1) Riverbanks Zoo & Botanical Garde	7680	1,086,744	1,137,217	1,320,026	1,190,877	1,070,749	1,190,877	1.093	515,893	1,242,672	1,363,552		
Fund Balance disbursement for expansion					700,000	700,000	700,000						
(2) Irmo Fire District	7800, 7802	11,948	2,150,246	2,383,509	2,500,000	2,048,792	2,500,000	17.068	(104,543)	2,500,000	2,479,463		
New Fire Station Operations		-	-	-	-	-	-	-	-	100,000			
		11,948	2,150,246	2,383,509	2,500,000	2,048,792	2,500,000	17.068	(104,543)	2,600,000	2,479,463		

* Actual Receipts and Disbursements through February 29, 2016 - Unaudited

(1) Other Millage Agencies
Disbursement by Treasurer is equal to amount approved (budgeted) each fiscal year.

(2) Millages for Special Purpose Districts
Full disbursement by Treasurer of all collections.

File: Excel2K\Budgets\Bud16\Millage\Recapmil.xls
3-17-15 SAV

LEXINGTON COUNTY RECREATION & AGING COMMISSION
Budgeted Revenues and Expenditures
Fund 7620
Fiscal Year 2016-17

Revenues:		
REQUESTED **Lexington County Appropriation**	$ **10,947,216**	
Fees & Registrations	1,904,600	
Other	7,000	
Total Revenues		$ 12,858,816
Expenditures:		
Personnel	$ 5,954,410	
Maintenance	3,088,275	
Operations	431,440	
Programs	907,550	
Capital	455,000	
Total Expenditures		10,836,675
Excess (Deficiency) of Revenues Over Expenditures		2,022,141
Other Uses:		
Transfers to Other Funds (i.e. Aging Fund)		(2,522,141)
Transfers to Capital Projects Fund		0
Excess (Deficiency) of Revenues Over Expenditures and Other Uses		(500,000)
Estimated Fund Balance - Beginning of Fiscal Year		12,412,068
Projected Fund Balance - End of Fiscal Year		$ 11,912,068

Budgeted Revenues and Expenditures provided by Lexington County Recreation & Aging Commission.

Revenue Disbursements from Lexington County to Lexington County Recreation & Aging Commission
FY 2002-03 through FY 2016-17

	BUDGET		ACTUAL			
	Requested	Recommended	Received	Disbursed	Difference	Millage
FY 2002-03	5,220,795	5,220,795	5,188,082	5,188,082	0	10.221
FY 2003-04	5,443,295	5,443,295	5,432,853	5,432,853	0	10.466
FY 2004-05	6,704,287	6,332,798	6,357,434	6,357,434	0	12.207
FY 2005-06	6,502,275	6,502,275	6,723,672	6,723,672	0	10.928
FY 2006-07	6,772,081	6,772,081	7,370,530	7,370,530	0	11.300
FY 2007-08	7,397,830	7,397,830	7,939,810	7,939,810	0	11.913
FY 2008-09	8,457,436	8,457,436	8,783,570	8,783,570	0	12.499
FY 2009-10	9,339,316	9,339,316	9,130,851	9,130,758	92	12.499
FY 2010-11	9,490,558	9,490,558	9,577,219	9,577,404	(185)	12.116
FY 2011-12	9,635,607	9,635,607	9,859,456	9,859,456	0	12.315
FY 2012-13	9,964,629	9,964,629	10,193,962	10,193,869	93	12.315
FY 2013-14	10,305,173	10,305,173	10,458,324	10,458,324	0	12.315
FY 2014-15	10,472,940	10,472,940	10,847,216	10,847,216	0	12.315
FY 2015-16	10,739,625	10,739,625	9,667,796	8,807,118	860,678	12.202
* Received and Disbursed through February 29, 2016						
FY 2016-17	**10,947,216**					

Note: Full disbursement by Treasurer of all collections.

IRMO CHAPIN RECREATION COMMISSION
Budgeted Revenues and Expenditures
Fund 7630
Fiscal Year 2016-2017

Revenues:		
REQUESTED **Lexington County Appropriation**	$ **4,244,210**	
Fees, Rentals, Registrations, Grants	563,050	
Other	1,024,388	
Total Revenues		$ 5,831,648
Expenditures:		
Personnel	$ 3,890,604	
Operations	1,591,044	
Capital	250,000	
Total Expenditures		5,731,648
Excess (Deficiency) of Revenues Over Expenditures		100,000
Other Uses:		
Transfer to Other Funds		(100,000)
Excess (Deficiency) of Revenues Over Expenditures and Other Uses		$ 0
Estimated Fund Balance - Beginning of Fiscal Year		Information not provided
Projected Fund Balance - End of Fiscal Year		Information not provided

Budgeted Revenues and Expenditures provided by Irmo Chapin Recreation Commission.

Revenue Disbursements from Lexington County to Irmo Chapin Recreation Commission
FY 2002-03 through FY 2016-17

	BUDGET		ACTUAL			
	Requested	Recommended	Received	Disbursed	Difference	Millage
FY 2002-03	2,561,714	2,561,714	2,494,120	2,494,120	0	13.046
FY 2003-04	2,604,105	2,604,105	2,609,000	2,609,000	0	13.359
FY 2004-05	2,644,105	2,644,105	2,691,387	2,691,387	0	13.666
FY 2005-06	2,736,187	2,736,187	3,021,978	3,021,978	0	11.975
FY 2006-07	3,235,748	2,971,463	3,147,135	3,147,135	0	12.382
FY 2007-08	3,261,683	3,261,683	3,356,585	3,356,585	0	13.053
FY 2008-09	3,467,169	3,467,169	3,574,898	3,574,898	0	13.695
FY 2009-10	3,536,512	3,536,512	3,644,985	3,644,960	25	13.695
FY 2010-11	3,642,607	3,642,607	3,781,001	3,781,050	(49)	13.139
FY 2011-12	3,788,311	3,788,311	3,930,007	3,930,007	0	13.354
FY 2012-13	3,883,019	3,883,019	3,937,549	3,937,524	25	13.354
FY 2013-14	3,999,510	3,999,510	4,009,229	4,009,229	0	13.354
FY 2014-15	4,099,498	4,049,210	4,071,949	4,071,949	0	13.354
FY 2015-16	4,181,488	4,181,488	3,664,828	3,542,795	122,033	13.354
* Received and Disbursed through February 29, 2016						
FY 2016-17	**4,181,488**					

Note: Full disbursement by Treasurer of all collections.

MIDLANDS TECHNICAL COLLEGE
Budgeted Revenues and Expenditures
Fund 7650
Fiscal Year 2016-17

Revenues:		
Student Tuition & Fees	$ 52,832,906	
State Appropriations	14,209,466	
REQUESTED* Lexington County Appropriation	**5,371,716**	
Richland County Appropriation	7,872,158	
Fairfield County Appropriation	152,702	
Auxiliary Enterprises, Other	3,333,390	
Restricted Revenues (Federal and State Grants, Student Financial Aid, Other)	50,243,135	
Total Revenues		$ 134,015,473
Expenditures:		
Instruction / Academic Support	42,697,490	
Student Support Services	11,483,973	
Plant Operations	13,396,576	
Institutional Support	12,238,639	
Auxiliary Enterprises	419,402	
Restricted Disbursements (Federal and State Grants, Student Financial Aid, Other)	50,243,135	
Total Expenditures		130,479,215
Excess (Deficiency) of Revenues Over Expenditures		3,536,258
Other Uses:		
Transfers (Capital)		3,536,258
Excess (Deficiency) of Revenues Over Expenditures and Other Uses		0
Estimated Fund Balance - Beginning of Fiscal Year		Information not provided
Projected Fund Balance - End of Fiscal Year		Information not provided

*** Includes $1,593,195 for Capital Fund 7652.**

Budgeted Revenues and Expenditures provided by Midlands Technical College.

Revenue Disbursements from Lexington County to Midlands Technical College
FY 2002-03 through FY 2016-17

	BUDGET		ACTUAL			
	Requested	Recommended	Received	Disbursed	Difference	Millage
FY 2002-03	2,200,556	2,200,556	2,186,699	2,200,556	(13,857)	3.137
FY 2003-04	2,198,364	2,198,364	2,301,235	2,198,365	102,870	3.212
FY 2004-05	2,324,164	2,324,164	2,407,884	2,324,164	83,720	3.286
FY 2005-06	2,384,944	2,384,944	2,562,561	2,384,974	177,587	2.924
FY 2006-07	2,455,176	2,455,176	2,785,364	2,455,176	330,188	3.023
FY 2007-08	2,540,753	2,540,753	2,856,103	2,540,753	315,350	3.023
FY 2008-09	2,629,201	2,629,201	2,968,442	2,629,201	339,241	3.023
FY 2009-10	2,629,201	2,629,201	3,048,806	2,721,402	327,404	3.023
FY 2010-11	2,816,652	2,816,652	3,190,579	2,816,652	373,927	2.922
FY 2011-12	2,955,969	2,955,969	3,279,519	2,955,969	323,550	2.970
FY 2012-13	3,059,427	3,059,427	3,368,753	3,059,427	309,326	2.970
FY 2013-14	3,182,942	3,182,942	3,443,881	3,182,942	260,939	2.970
FY 2014-15	3,310,259	3,310,259	3,555,060	3,310,259	244,801	2.970
FY 2015-16	3,633,193	3,633,193	3,181,174	2,923,650	257,524	2.956
FY 2016-17	**3,778,521**					

* Received and Disbursed through February 29, 2016

Note: Disbursement by Treasurer is equal to amount approved (budgeted) each fiscal year.

MIDLANDS TECHNICAL COLLEGE
Capital Budget
Budgeted Revenues and Expenditures
Fund 7652
Fiscal Year 2016-17

Lexington County's Appropriation request for Capital Projects of Midlands Technical College include:
Learning Resource Center Renovations, Airport Campus - $1,010,028
Debt Service, .5 mill approved in FY 2006 for Batesburg-Leesville and Harbison classroom projects.

Money should be disbursed in a lump sum in June 2017.

Revenues:			
REQUESTED **Lexington County Appropriation - Capital**		**$ 1,010,028**	
REQUESTED **Lexington County Appropriation - Debt Service**		**583,167**	
Total Revenues			$ **1,593,195**
Expenditures:			
Learning Resource Center Renovations, Airport Campus		1,010,028	
Debt Service - B/L & Harbison Classroom Projects	(Estimate)	583,167	
Total Expenditures			1,593,195
Excess (Deficiency) of Revenues Over Expenditures			0
Estimated Fund Balance - Beginning of Fiscal Year			Information not provided
Projected Fund Balance - End of Fiscal Year			Information not provided

Budgeted Revenues and Expenditures provided by Midlands Technical College.

Revenue Disbursements from Lexington County to Midlands Technical College - Capital Budget
FY 2002-03 through FY 2016-17

	BUDGET		ACTUAL			
	Requested	Recommended	Received	Disbursed	Difference	Millage
FY 2002-03	661,600	661,600	647,768	661,600	(13,832)	0.946
FY 2003-04	665,000	665,000	672,245	665,000	7,245	0.969
FY 2004-05	677,000	677,000	705,308	677,000	28,308	0.991
FY 2005-06	691,000	1,070,040	1,128,876	1,090,970	37,906	1.382
FY 2006-07	1,105,000	1,105,000	1,274,637	1,105,000	169,637	1.429
FY 2007-08	1,121,635	1,121,635	1,308,430	1,121,635	186,795	1.429
FY 2008-09	1,144,688	1,144,688	1,352,941	1,144,688	208,253	1.429
FY 2009-10	1,229,110	1,229,110	1,388,126	1,229,110	159,016	1.429
FY 2010-11	1,343,252	1,343,252	1,460,553	1,343,252	117,301	1.381
FY 2011-12	1,357,008	1,357,008	1,521,721	1,357,008	164,713	1.404
FY 2012-13	1,374,677	1,374,677	1,543,476	1,374,677	168,799	1.404
FY 2013-14	1,429,664	1,429,664	1,584,544	1,429,664	154,880	1.404
FY 2014-15	1,489,606	1,489,606	1,638,219	1,489,606	148,613	1.404
FY 2015-16	1,549,190	1,549,190	1,470,636	0	1,470,636	1.397
* Received and Disbursed through February 29, 2016						
FY 2016-17	**1,593,195**					

Note: Disbursement by Treasurer is equal to amount approved (budgeted) each fiscal year.

HOLLOW CREEK WATERSHED
Budgeted Revenues and Expenditures
Fund 7660
Fiscal Year 2016-17

Revenues:		
Lexington County Appropriation	**6,080**	
Total Revenues		$ 6,080
Expenditures:		
Other Expense	$ 6,080	
Total Expenditures		6,080
Excess (Deficiency) of Revenues Over Expenditures		0
Estimated Fund Balance - Beginning of Fiscal Year		Information not provided
Projected Fund Balance - End of Fiscal Year		Information not provided

Budgeted Revenues and Expenditures provided by Lexington County Community Mental Health Center.

Revenue Disbursements from Lexington County to Community Mental Health
FY 2013-14 through FY 2016-17

	BUDGET		ACTUAL			
	Requested	Recommended	Received	Disbursed	Difference	Millage
FY 2013-14	5,795	5,795	5,860	5,795	65	1.600
FY 2014-15	4,945	4,945	6,078	4,945	1,133	1.600
FY 2015-16	5,295	5,295	5,225	5,136	89	1.599
* Received and Disbursed through February 29, 2016						
FY 2016-17	**6,080**					

Note: Full disbursement by Treasurer of all collections.

RIVERBANKS ZOOLOGICAL PARK & BOTANICAL GARDEN

Budgeted Revenues and Expenditures

Fund 7680

Fiscal Year 2016-17

Revenues:		
Earned Revenues	$ 9,427,500	
***REQUESTED* Lexington County Appropriation**	**1,242,672**	
Richland County Appropriation	2,143,731	
Accommodations Tax	100,000	
Total Revenues		$ 12,913,903
Expenditures:		
Administrative	$ 1,911,749	
Animal Care	3,648,109	
Conservation Education	206,228	
Botanical	1,026,009	
Facility Management	1,761,247	
Public Relations & Marketing	850,000	
Guest Services	2,250,000	
Utilities	1,231,593	
Total Expenditures		12,884,935
Excess (Deficiency) of Revenues Over Expenditures		28,968
Other Uses:		
Transfers (Capital)		(28,968)
Excess (Deficiency) of Revenues Over Expenditures and Other Uses		0
Estimated Fund Balance - Beginning of Fiscal Year		Information not provided
Projected Fund Balance - End of Fiscal Year		Information not provided

Budgeted Revenues and Expenditures provided by Riverbanks Zoological Park & Botanical Garden.

Revenue Disbursements from Lexington and Richland Counties to Riverbanks Zoological Park

FY 2002-03 through FY 2016-17

	Lexington County						**Richland County**		
	BUDGET		ACTUAL						
	Requested	Recommended	Received	Disbursed	Difference	Millage	Requested	Actual	Millage
FY 2002-03	740,327	740,327	795,693	740,326	55,367	1.131	1,381,424	1,381,424	1.30
FY 2003-04	762,537	762,537	828,296	762,537	65,759	1.158	1,422,867	1,422,867	1.40
FY 2004-05	790,000	790,000	871,506	790,000	81,506	1.185	1,423,000	1,423,000	1.40
FY 2005-06	868,014	868,014	939,922	868,014	71,908	1.052	1,545,509	1,545,509	1.30
FY 2006-07	1,026,362	1,026,362	845,184	927,810	(82,626)	1.088	1,423,000	1,423,000	1.30
*There was an additional disbursement of $128,836 from the fund balance for a tram purchase.									
FY 2007-08	924,800	924,800	1,021,012	924,800	96,212	1.088	1,646,618	1,646,618	1.30
FY 2008-09	950,694	950,694	1,044,702	950,694	94,008	1.088	1,692,724	1,868,100	1.30
FY 2009-10	1,102,733	1,266,733	1,066,986	1,266,733	(199,747)	1.088	1,939,630	1,868,100	1.30
*There was an additional disbursement of $164,000 from the fund balance for litigation fees.									
FY 2010-11	1,102,733	1,126,286	1,143,546	1,126,286	17,260	1.075	1,868,100	1,991,520	1.30
FY 2011-12	1,126,286	1,126,286	1,194,244	1,126,286	67,958	1.093	1,868,100	1,964,032	1.30
FY 2012-13	1,126,286	1,126,286	1,230,471	1,126,286	104,185	1.093	1,923,400	1,962,000	1.30
FY 2013-14	1,148,812	1,126,286	1,259,808	1,126,286	133,522	1.093	1,923,400	2,037,857	1.30
FY 2014-15	1,160,075	1,160,075	1,303,247	1,160,075	143,172	1.093	2,098,993	2,061,277	1.40
FY 2015-16	1,194,877	1,194,877	1,165,542	1,770,749	(605,207)	1.088	2,123,115	2,061,279	1.40
* Received and Disbursed through February 29, 2016; Additional disbuursement of $700,000 from fund balance for expansion.									
FY 2016-17	**1,242,672**						**2,143,731**		

Note: Disbursement by Treasurer is equal to amount approved (budgeted) each fiscal year.

IRMO FIRE DISTRICT
Budgeted Revenues and Expenditures
Funds 7800 & 7802
Fiscal Year 2016-17

Revenues:		
***REQUESTED* Lexington County Appropriation**	**$ 2,500,000**	
Town of Irmo	468,000	
Other Revenue - Rents, Water Fees/Sales	256,800	
Total Revenues		$ 3,224,800
Expenditures:		
Salaries / Employee Benefits	$ 2,767,438	
Professional Services	50,000	
Conference / Meeting / Employee Education / Dues	20,000	
Education / Fire Prevention	2,000	
Protective Gear / Fitness / Uniforms	39,000	
Capital Improvements / Small Tools & Minor Equipment	85,000	
Radio Equipment / Palmetto 800	15,500	
Computers / Electronics / Software	10,500	
Supplies	18,000	
Insurance - Vehicle / Liability	22,000	
Repairs and Maintenance - Bldg / Small Equip / Vehicles	58,500	
Gas / Fuel / Oil	57,000	
Telephone Services and Utilities - Electricity / Water	67,600	
Postage	600	
Miscellaneous	2,000	
Contingency	9,662	
Total Expenditures		3,224,800
Excess (Deficiency) of Revenues Over Expenditures		0
Estimated Fund Balance - Beginning of Fiscal Year		Information not provided
Projected Fund Balance - End of Fiscal Year		Information not provided

Budgeted Revenues and Expenditures provided by Irmo Fire District.

Revenue Disbursements from Lexington County to Irmo Fire District
FY 2001-02 through FY 2015-16

	BUDGET		ACTUAL			
	Requested	Recommended	Received	Disbursed	Difference	Millage
FY 2002-03	1,041,409	1,041,409	1,425,573	1,425,637	(64)	13.931
FY 2003-04	1,564,000	1,564,000	1,458,982	1,458,918	64	14.265
FY 2004-05	1,625,500	1,557,693	1,485,975	1,485,975	0	14.593
FY 2005-06	1,528,000	1,528,000	1,656,564	1,656,564	0	12.834
FY 2006-07	2,562,569	1,662,349	1,564,910	1,564,910	0	13.270
FY 2007-08	2,506,973	1,606,753	1,732,018	1,732,018	0	13.990
FY 2008-09	2,736,252	1,836,032	1,821,355	1,821,355	0	14.678
FY 2009-10	2,708,664	2,050,616	1,913,516	1,913,516	0	15.588
FY 2010-11	3,857,650	2,025,973	2,031,883	2,031,883	0	15.489
FY 2011-12	2,536,200	2,054,200	2,158,477	2,158,477	0	15.986
FY 2012-13	2,591,920	2,068,920	2,231,104	2,231,104	0	16.491
FY 2013-14	2,782,000	2,300,000	2,335,824	2,335,824	0	17.068
FY 2014-15	2,738,264	2,300,000	2,375,996	2,375,996	0	17.068
FY 2015-16	2,657,184	2,500,000	2,150,246	2,048,792	101,454	17.473
* Received and Disbursed through February 29, 2016						
FY 2016-17	**2,500,000**					

Note: Full disbursement by Treasurer of all collections.

IRMO FIRE DISTRICT
Budgeted Revenues and Expenditures
Funds 7800 & 7802
New Fire Station Operations Request
Fiscal Year 2016-17

Revenues:		
REQUESTED* Lexington County Appropriation	**100,000**	
Town of Irmo	200,000	
Other Revenue	600,000	
		900,000
Expenditures:		
Salaries / Employee Benefits	$	
Employee Education / Training		
Protective Gear / Fitness / Uniforms		
Small Tools & Minor Equipment		
Radio Equipment / Palmetto 800		
Computers / Electronics / Furniture	15,000	
Supplies		
Insurance - Vehicle / Liability		
Repairs and Maintenance - Bldg / Small Equip / Vehicles		
Gas / Fuel / Oil		
Telephone Services and Utilities - Electricity / Water	4,000	
Miscellaneous		
Capital - Pumper	850,000	
Contingencies	31,000	
Total Expenditures		900,000
Excess (Deficiency) of Revenues Over Expenditures		0
Estimated Fund Balance - Beginning of Fiscal Year		Information not provided
Projected Fund Balance - End of Fiscal Year		Information not provided

Budgeted Revenues and Expenditures provided by Irmo Fire District.

Revenue Disbursements from Lexington County to Irmo Fire District
FY 2006-07 through FY 2016-17

	BUDGET		ACTUAL			
	Requested	Recommended	Received	Disbursed	Difference	Millage
FY 2006-07	900,220	0				
FY 2007-08	900,220	0				
FY 2008-09	900,220	0				
FY 2009-10	839,830	112,160				0.910
FY 2010-11	1,876,650	0				
FY 2011-12	482,000	0				
FY 2012-13	523,000	0				
FY 2013-14	482,000	0				
FY 2014-15	438,264	0				
FY 2015-16	657,184	0				
FY 2016-17	**900,000**					

*Request for millage increase