COUNTY OF LEXINGTON
ANNUAL BUDGET
NON-GENERAL FUND - BOOK TWO
FISCAL YEAR 2015-16

TABLE OF CONTENTS

		Page #
SPECIAL REVENUE FUNDS		
Library Funds:		
2300	Library Operations	59-1
2310	Library Escrow	60-1
2330	Library State Funds	61-1
2331	Library Lottery Funds	62-1
2340	Library Federal Funds	63-1
Solicitor's Funds:		
2460	Drug Court	64-1
2500	Victim Witness Program	65-1
2501	Community Juvenile Arbitration	66-1
2610	Forfeiture (Narcotics)	67-1
2611	State Funds	68-1
2612	Pre-Trial Intervention	69-1
2613	Worthless Check Unit	70-1
2614	DUI/Drug Case Prosecution	71-1
2615	Alcohol Education Program	72-1
2616	Broker Disclosure Penalty	73-1
Law Enforcement Funds:		
2411	Title IV-D Process Server	74-1
2414	Bulletproof Vest Program	75-1
2425	Advanced Impaired Driver Enforcement	76-1
2436	Multijurisdictional Narcotics Task Force	77-1
2437	SRO - River Bluff High School	78-1
2456	Violence Against Women Act	79-1
2630	Forfeiture Funds (Narcotics)	80-1
2632	Inmate Services	81-1
2633	School District # 1	82-1
2634	School District # 2	83-1
2637	Federal Narcotics Forfeitures	84-1
2638	Civil Process Server	85-1
2639	School District # 3	86-1
2640	School District # 4	87-1
2641	School District # 5	88-1
2642	Alcohol Enforcement Team	89-1
2646	LE/Gaston Substation	90-1
New	Summary Court Security Grant	91-1
Other Miscellaneous Grants:		
2400	Urban Entitlement Community Development	92-1
2401	HOME Investment Partnerships	93-1
2410	Clerk of Court - Title IV-D Child Support	94-1
2480	LEMPG/Citizens Corp Grant	95-1
2520	DHEC - EMS Grant-in-Aid	96-1

COUNTY OF LEXINGTON
ANNUAL BUDGET
NON-GENERAL FUND - BOOK TWO
FISCAL YEAR 2015-16

TABLE OF CONTENTS

SPECIAL REVENUE FUNDS - con't		Page #
Other Special Revenue Programs:		
2000	Economic Development	97-1
2001	Rural Development Act	98-1
2002	Farmer's Market Project	99-1
2003	Economic Development CCED Grants	100-1
2005	Economic Development Multi-Park 1%	101-1
2120	Accommodations Tax	102-1
2130	Tourism Development Fee	103-1
2140	Temporary Alcohol Beverage License Fee	104-1
2141	Minibottle Tax Fund	105-1
2200	Indigent Care	106-1
2600	Clerk of Court - Professional Bonds Fee	107-1
2605	Emergency Telephone System E-911	108-1
2606	SCE&G Support Fund	109-1
2618	P/D (Indigent Criminal Defense)	110-1
2619	Public Defender	111-1
2620	Victims' Bill of Rights	112-1
	Solicitor	
	Magistrate	
	Law Enforcement	
2700	Schedule "C" Funds - Authorized by the CTC	113-1
New	Lexington County Stormwater Consortium (MS4)	114-1
New	Road Maintenance Fee	115-1
2920	Campus Parking Fund	116-1
2930	Personnel/Employee Committee	117-1
2950	Delinquent Tax Collections	118-1
2990	Finance/Grants Administration	119-1
2999	Pass-Thru Grants	120-1
Enterprise Funds:		
5601	Red Bank Crossing Rental Properties	121-1
5700	Solid Waste	122-1
5701	Solid Waste Post Closure Sinking Fund	123-1
5710	Solid Waste Tires	124-1
5720	Solid Waste DHEC Management Grant	125-1
5721	Solid Waste DHEC Tire Grant	126-1
5722	Solid Waste DHEC Used Oil Grant	127-1
5800	Lexington County Airport at Pelion	128-1
5801	Airport Capital Projects	129-1
Internal Service Funds:		
6590	Motor Pool Fund	130-1
6710	Workers' Compensation Insurance Fund	131-1
6730	Employee Insurance Fund	132-1
6731	Post-Employment Insurance Fund	133-1
6790	Risk Management Administration	134-1

COUNTY OF LEXINGTON
ANNUAL BUDGET
NON-GENERAL FUND - BOOK TWO
FISCAL YEAR 2015-16

TABLE OF CONTENTS

SPECIAL REVENUE FUNDS - con't		Page #
Millage Agencies:		
	Millage Agencies Summary Recap	135-1
7610	Community Mental Health	136-1
7620	Lexington County Recreation & Aging Commission	137-1
7630	Irmo/Chapin Recreation Commission	138-1
7650	Midlands Technical College Operations	139-1
7652	Midlands Technical College Capital Projects	140-1
7680	Riverbanks Zoological Park	141-1
7800/02	Irmo Fire District	142-1

LEXINGTON COUNTY
Public Library
100 YEARS OF SERVICE

February 5, 2015

Main Library
5440 Augusta Rd
Lexington, SC 29072
(803) 785-2600

Batesburg-Leesville Branch
203 Armory St.
Batesburg, SC 29006
(803) 532-9223

Cayce-West Columbia Branch
1500 Augusta Rd.
West Columbia, SC 29169
(803) 794-6791

Chapin Branch
129 NW Columbia Ave.
Chapin, SC 29036
(803) 345-5479

Gaston Branch
214 S. Main St.
Gaston, SC 29053
(803) 791-3208

Gilbert-Summit Branch
405 Broad St.
Gilbert, SC 29054
(803) 785-5387

Irmo Branch
6251 St. Andrews Rd.
Columbia, SC 29212
(803) 798-7880

Pelion Branch
206 Pine Street
Pelion, SC 29123
(803) 785-3272

South Congaree-Pine Ridge Branch
200 Sunset Dr.
West Columbia, SC 29172
(803) 785-3050

Swansea Branch
199 N. Lawrence Ave.
Swansea, SC 29160
(803) 785-3519

Bookmobile
(803) 785-2649

www.lex.lib.sc.us

Dear Joe,

The Finance Committee of the Lexington County Library Board met on January 26, 2015 to review and approve the Library's requested FY15-16 budget. The budget was then recommended to the full Library Board for their approval. In this meeting the budget was approved by the Library Board. According to SC Code of Laws Section 4-9-37, it is the Library Board's responsibility after approving the public library system's budget to recommend it to Lexington County Administration to submit to Lexington County Council. The FY 15-16 budget reflects Library Administration's strategic priorities of maintaining facilities, phasing in replacements, and at the same time investing in new technologies that will meet the needs of patrons in the 21st century.

The Library Board has a very clear understanding of the mission of the Library and the direction and focus that is essential to quality public library service. The growing digital shift along with the Library commitment to offering digital based materials and resources require that Library staff have more specific technical expertise. As an involved Board they unanimously supported the requests for one new additional part time position and additional hours for four part time positions (new programs) in this year's budget. The Library's current staffing level of 103 FTEs which should be 131 FTEs (South Carolina Public Library Standards) is of great concern to the Board.

The Library Board wholeheartedly approved and supported Library Administration's reclassification request of the Bookkeeper position to Financial Coordinator (an increase of $8,234) and one of the PC LAN Specialist I positions to a Systems Analyst (an increase of $10,515). They understood the importance of these two job descriptions reflecting current duties, and the necessity to bring these positions in line with other County employees in similar positions. It was stated that these changes should have been implemented years ago.

Based on changing public needs for more technology trainings and assistance, as well as the Library's expansion of literacy programs, the Library Board agreed that the new programs submitted are necessary and essential. They supported the request for a new pt Library Assistant I ($13,979) at the Pelion Branch that will provide customer service, technology and reference assistance, and assist with programming in this heavily used community branch. The Library Board viewed the addition of 5 hours per week to four Library Assistant positions (a total cost of $11,558) as a critical need in order to cover public service desks and assist patrons with reference and technology questions. It was pointed out by Library Board members that this small request for a total investment of $44,286 would make a huge difference to library operations.

As Lexington County continues to grow and library services continue to change to meet the public's diverse needs, this budget will allow the Library to be able to offer the best library service in the most judicious, cost effective and efficient way to the citizens of Lexington County. Thank you for your continued support of library services.

Respectfully submitted,

Dee

Dee

Library Budget Account Increases Summary

FY 15-16

- **520213 CONTRACTED LITERACY PROGRAMS**

  $30,000 (FY 14-15) $32,850 (FY 15-16)

  Quotes for all 10 branches to add public literacy programs utilizing contracted professional presenters for adult, teen, and children's programs. These are in addition to the regular children's and adult Summer Reading Program presenters. Such programs help establish early literacy skills, 21st Century skills, and promote literature and library services for all ages.

- **520702 TECHNICAL CURRENCY & SUPPORT**

  $106,140 (FY 14-15) $121,015 (FY 15-16)

  Quotes provided by maintenance/service vendors to be compliant with State statutes and to maintain the integrity of the Library's Integrated Library System.

  POLARIS Integrated Library System (Software maintenance) - $100,499
  Business Oriented Software (BOSS) - $1,855
  Internet Filtering Software (IPRISM) - $2,161
  Software House Intl (Deepfreeze) - $1,806
  Software House Intl (LandDesk/SHAVLIK Antivirus) - $5,344
  Software House Intl (GHOST) - $204
  LPT1 Print Management/PC Reservation - $2,901
  POLARIS upgrade – SQL server - $2,500
  AWE extended warranties - $3,745

- **524100 VEHICLE INSURANCE**

  $2,184 (FY 14-15) $2,311 (FY 15-16)

  Premiums based on information from Risk Management with the addition of one utility vehicle to the Library fleet.

- **524900 DATA PROCESSING EQUIPMENT INSURANCE**

  $1,108 (FY 14-15) $1,141 (FY 15-16)

  Premiums based on information from Risk Management.

- **525000 TELEPHONE**

  $22,068 (FY 14-15) $27,040 (FY 15-16)

  Increase due to less E-rate funding. The Library has participated in the E-rate program for the past several years and through this program has been eligible for telephone service discounts based on the reduced school lunch program in all school districts. With the Federal Government's (FCC) **E-rate Modernization Order** which began January 2015, telephone service has been subject to an annual 20 percentage phase down.

- **525021 SMART PHONE**

  $1,320 (FY 14-15) $1,908 (FY 15-16)

  Increase due to the addition of a smart phone for the Bookmobile Manager to communicate with patrons and access information from the Library's catalog to better serve the public.

- **525211 LIBRARY BOARD EXPENSES**

  $1,700 (FY 14-15) $2,000 (FY 15-16)

  Increases are directly related to Library Board expenses for the current year where funds have needed to be added to offset costs.

- **525230 SUBSCRIPTIONS, DUES, & BOOKS**

  $164,182 (FY 14-15) $166,055 (FY 15-16)

  Increase due to rising subscription platform costs from subscription vendors. Professional Library dues are paid from this account, also.

- **526500 LICENSES & PERMITS**

  $3,985 (FY 14-15) $4,335 (FY 15-16)

  Increase as quoted by vendor.

- **540002 MICROFORMS**

  $6,356 (FY14-15) $6,755 (FY 15-16)

  Increase as quote by vendor.

COUNTY OF LEXINGTON
LIBRARY
Annual Budget
Fiscal Year 2015-16
Estimated Revenue

Object Code	Revenue Account Title	Actual 2013-14	Amended Budget Thru Dec 2014-15	Received Thru Dec 2014-15	Projected Revenues Thru Jun 2014-15	Requested 2015-16	Recommend 2015-16	Approved 2015-16
	***County Library Operations 2300:**							
	Revenues:	6.211 Mills	6.211 Mills		6.211 Mills	6.211 Mills	6.211 Mills	6.211 Mills
410000	Current Property Taxes	5,211,626	5,430,866	628,760	5,430,866	5,430,866		
410500	Homestead Exemption	241,761	150,000	0	150,000	150,000		
410520	Manufacturer's Tax Exemption	24,703	22,000	0	22,000	22,000		
410530	State Sales and Use Tax Credit	128,823	167,965	27,469	167,965	167,965		
410540	Lease Purchase Tax Credit	0	0	0	0	0		
411000	Current Vehicle Taxes	800,006	774,115	351,917	774,115	774,115		
412000	Current Tax Penalties	9,770	10,000	(6)	10,000	10,000		
413000	Delinquent Tax	237,725	250,000	118,617	250,000	250,000		
414000	Delinquent Tax Penalties	35,602	35,000	17,774	35,000	35,000		
417100	Fee in Lieu of Taxes	310,829	302,953	773	302,953	302,953		
417120	Fee in Lieu of Taxes - Prior Year	0	0	0	0	0		
417130	Fee in Lieu of Taxes - Manuf. Tax Exemption	14,702	11,397	0	11,397	11,397		
417150	Fee in Lieu of Taxes - Fee for Services	3,149	0	0	0	0		
418000	Motor Carrier Payments	10,044	10,000	7,697	10,000	10,000		
419000	Merchants Exemptions	28,550	28,550	14,275	28,550	28,550		
419900	Tax Refund	0	0	0	0			
	Total Property Tax Revenue	7,057,290	7,192,846	1,167,276	7,192,846	7,192,846	0	0
	Other Revenues:							
437609	Copy Sales - Library	7,171	11,000	3,870	11,000	11,000		
437620	Fax Sales - Library	12,591	9,500	5,056	9,500	12,000		
438300	Vending Machine Sales	622	400	162	400	400		
438900	Auction Sales	155	0	5,025	0	0		
438905	Cell Phone Sales	10	0	0	0	0		
449000	Library Book Fines	257,363	260,000	97,435	260,000	260,000		
449001	Interlibrary Loan Fees	0	12,840	0	12,840	0		
457000	Federal Grant Income	0	0	0	0	0		
461000	Investment Interest	19,422	16,000	6,124	16,000	16,000		
463000	Insurance Recovery Claims	0	0	0	0	0		
465900	Utility Rebates	0	0	0	0	0		
469200	Donated Capital Items	13,624	0	0	0	0		
469900	Miscellaneous Revenues	0	0	0	0	0		
802341	Op Trn from Library Stabilization	0	0	0	0	0		
802350	Op Trn from Gates Library Initiative	0	0	0	0	0		
	Total Other Revenue	310,958	309,740	117,672	309,740	299,400	0	0
	**** Total Revenue**	7,368,248	7,502,586	1,284,948	7,502,586	7,492,246	0	0
	**** Total Appropriations**				8,443,926	7,194,0[illegible]2	0	0
	FUND BALANCE Beginning of Year				6,168,054	5,226,714	5,226,714	5,226,714
	FUND BALANCE - Projected End of Year				5,226,714	5,524,9[illegible]3	5,226,714	5,226,714

COUNTY OF LEXINGTON
LIBRARY
Annual Budget
Fiscal Year - 2015-16

Fund 2300
Division: Library
Organization Recap

Object Code	Expenditure Classification	2015-16 Requested	General Admin. 230005	Batesburg/ 2015-16 230010	Lexington 230020	Cayce / W. Columbia 230030	Irmo 230040	Chapin 230050	South Congaree 230055	Swansea 230060	Gaston 230070	Pelion 230080	Gilbert/ Summit 230090	Non-Departmental 230099
						BUDGET								
	Personnel													
510100	Salaries & Wages	2,856,701	903,700	122,963	555,494	453,959	438,453	79,029	62,706	39,780	61,582	101,271	37,764	0
510200	Overtime	1,000	0	0	0	0	0	0	0	0	0	0	0	1,000
510300	Part Time	660,790	41,271	36,426	146,050	112,760	145,759	63,131	24,788	24,788	13,289	26,581	25,947	0
511112	FICA - Employer's Portion	269,169	72,292	12,193	53,668	43,354	44,692	10,875	6,694	4,940	5,728	9,781	4,875	77
511113	SCRS - Employer's Portion	389,150	104,514	17,629	77,591	62,680	64,614	15,723	9,677	7,142	8,281	14,141	7,047	111
511120	Employee Insurance - Employer's Portion	600,600	163,800	31,200	117,000	101,400	101,400	15,600	15,600	7,800	15,600	23,400	7,800	0
511130	Workers Compensation	19,874	9,982	477	2,104	2,780	2,822	426	262	193	225	383	190	30
519999	Personnel Contingency	0	0	0			0	0	0	0	0	0	0	0
	*** Total Personnel**	**4,797,284**	**1,295,559**	**220,888**	**951,907**	**776,933**	**797,740**	**184,784**	**119,727**	**84,643**	**104,705**	**175,557**	**83,623**	**1,218**
	Operating Expenses													
520100	Contracted Maintenance	21,089	0				0	0	0	0	0	0	0	21,089
520103	Landscape/Grounds Maintenance	38,460	0	3,660	6,240	2,400	5,280	3,480	3,660	2,760	3,360	3,300	4,320	0
520200	Contracted Services	102,921	0	4,200	750	37,841	670	5,300	3,180	3,180	3,180	4,440	3,180	37,000
520206	Background History Screening	100	0	0	0	0	0	0	0	0	0	0	0	100
520213	Contracted Literacy Programs	32,850	0	0	0	0	0	0	0	0	0	0	0	32,850
520220	Book Binding	275	0	0	0	0	0	0	0	0	0	0	0	275
520231	Garbage Pick-up Service	4,116	0	379	715	715	568	379	379	0	379	379	223	0
520233	Towing Service	65	0	0	0	0	0	0	0	0	0	0	0	65
520242	Hazardous Material Disposal	250	0	0	0	0	0	0	0	0	0	0	0	250
520300	Professional Services	0	0	0	0	0	0	0	0	0	0	0	0	0
520303	Accounting/Auditing Services	2,800	0	0	0	0	0	0	0	0	0	0	0	2,800
520400	Advertising & Publicity	7,000	0	0	0	0	0	0	0	0	0	0	0	7,000
520500	Legal Services	500	0	0	0	0	0	0	0	0	0	0	0	500
520702	Technical Currency & Support	121,015	0	0	0	0	0	0	0	0	0	0	0	121,015
520703	Computer Hardware Maintenance	5,858	0	0	0	0	0	0	0	0	0	0	0	5,858
521000	Office Supplies	28,400	7,000	1,600	5,650	4,500	4,700	700	800	850	800	1,000	800	0
521100	Duplicating	2,875	800	250	500	250	300	100	125	100	200	200	50	0
521200	Operating Supplies	40,150	25,500	1,000	1,500	3,600	3,500	1,200	1,100	500	1,000	1,000	250	0
522000	Building Repairs & Maintenance	40,000	0	0	0	0	0	0	0	0	0	0	0	40,000
522001	Carpet/Floor Cleaning	5,000	0	0	0	0	0	0	0	0	0	0	0	5,000
522200	Small Equipment Repairs & Maint.	3,000	0	0	0	0	0	0	0	0	0	0	0	3,000
522300	Vehicle Repairs & Maintenance	2,500	0	0	0	0	0	0	0	0	0	0	0	2,500
524000	Building Insurance	32,240	0	1,633	5,840	8,217	6,877	3,558	876	1,200	1,365	1,701	973	0
524100	Vehicle Insurance	2,311	0	0	0	0	0	0	0	0	0	0	0	2,311
524101	Comprehensive Vehicle Insurance	240 256	0	0	0	0	0	0	0	0	0	0	0	240 250
524201	General Tort Liability Insurance	2,845	975	118	521	403	450	95	47	47	47	95	47	0
524202	Surety Bonds	0	0	0	0	0	0	0	0	0	0	0	0	0
524900	Data Processing Equip. Insurance	1,141	0	0	0	0	0	0	0	0	0	0	0	1,141
525000	Telephone	27,040	5,424	1,578	4,623	2,740	3,637	3,365	1,917	1,108	1,552	548	548	0
525004	WAN Service Charges	324	0	0	0	0	0	0	0	0	0	0	0	324
525020	Pagers and Cell Phones	1,108	0	0	0	0	0	0	0	0	0	0	0	1,108
525021	Smart Phone Charges	1,908	0	0	0	0	0	0	0	0	0	0	0	1,908
525041	E-mail Service Charges	7,768	2,086	418	1,252	1,171	1,252	251	251	251	251	334	251	0
525100	Postage	10,450	1,500	600	2,300	2,200	2,500	200	350	150	250	350	50	0

COUNTY OF LEXINGTON
LIBRARY
Annual Budget
Fiscal Year - 2015-16

Fund 2300
Division: Library
Organization Recap

Object Code	Expenditure Classification	2015-16 Requested	General Admin. 230005	Batesburg/ 2015-16 230010	Lexington 230020	Cayce / W. Columbia 230030	Irmo 230040	Chapin 230050	South Congaree 230055	Swansea 230060	Gaston 230070	Pelion 230080	Gilbert/ Summit 230090	Non-Departmental 230099
			BUDGET											
525210	Conference, Meeting & Training Expense	7,500	0	0	0	0	0	0	0	0	0	0	0	7,500
525211	Library Board Expenses	2,000	0	0	0	0	0	0	0	0	0	0	0	2,000
525230	Subscription, Dues, & Books	166,055	0	0	0	0	0	0	0	0	0	0	0	166,055
525240	Personal Mileage Reimbursement	12,000	0	0	0	0	0	0	0	0	0	0	0	12,000
525250	Motor Pool Reimbursement	200	0	0	0	0	0	0	0	0	0	0	0	200
525377	Utilities - (9) Branches	331,552	0	15,446	139,074	46,093	69,790	14,788	8,288	7,549	8,190	14,644	7,690	0
525400	Gas, Fuel, & Oil	15,000	0	0	0	0	0	0	0	0	0	0	0	15,000
525600	Uniforms & Clothing	200	0	0	0	0	0	0	0	0	0	0	0	200
525700	Employee Service Awards	50	0	0	0	0	0	0	0	0	0	0	0	50
526500	License & Permits	4,335	0	0	0	0	0	0	0	0	0	0	0	4,335
529903	Contingency	0	0	0	0	0	0	0	0	0	0	0	0	0
	* **Total Operating**	1,085,491	43,285	30,882	168,965	110,130	99,524	33,416	20,973	17,695	20,574	27,991	18,382	493,674
	* **Total Personnel & Operating**	5,882,775	1,338,844	251,770	1,120,872	887,063	897,264	218,200	140,700	102,338	125,279	203,548	102,005	494,892
	Capital													
540000	Small Tools & Minor Equipment	14,000	0	0	0	0	0	0	0	0	0	0	0	14,000
540002	Microforms	6,755	0	0	0	0	0	0	0	0	0	0	0	6,755
540004	CD-ROM/Subscriptions	500	0	0	0	0	0	0	0	0	0	0	0	500
540006	Library Materials (Books, Audio Visual)	1,054,472	0	0	0	0	0	0	0	0	0	0	0	1,054,472
540010	Minor Software	4,000	0	0	0	0	0	0	0	0	0	0	0	4,000
	All other equipment	231,509	0	0	0	0	0	0	0	0	0	0	0	231,509
		0	0	0	0	0	0	0	0	0	0	0	0	0
		0	0	0	0	0	0	0	0	0	0	0	0	0
		0	0	0	0	0	0	0	0	0	0	0	0	0
		0	0	0	0	0	0	0	0	0	0	0	0	0
		0	0	0	0	0	0	0	0	0	0	0	0	0
		0	0	0	0	0	0	0	0	0	0	0	0	0
	** **Total Capital**	1,311,236	0	0	0	0	0	0	0	0	0	0	0	1,311,236
	*** **Total Budget Appropriation**	7,194,011	1,338,844	251,770	1,120,872	887,063	897,264	218,200	140,700	102,338	125,279	203,548	102,005	1,806,128

COUNTY OF LEXINGTON
LIBRARY
Annual Budget
Fiscal Year - 2015-16

Fund 2300
Division: Library
Organization: 2300xx - Departmental Library Recap

Object Code	Expenditure Classification	2013-14 Expenditure	2014-15 Expend (Dec)	2014-15 Amended (Dec)	2015-16 Requested	*BUDGET* 2015-16 Recommend	2015-16 Approved
	Personnel						
510100	Salaries & Wages	2,822,922	1,332,217	2,856,701	2,856,701		
510200	Overtime	6	0	10,000	1,000		
510300	Part Time	621,543	309,967	660,790	660,790		
511112	FICA - Employer's Portion	246,097	117,515	269,857	269,169		
511113	State Retirement - Employer's Portion	310,460	153,139	384,496	389,150		
511120	Insurance Fund Contribution	592,800	300,300	600,600	600,600		
511130	Workers Compensation	17,934	8,119	19,874	19,874		
511131	S.C. Unemployment	0	0	0	0		
511213	State Retirement - Retiree	0	23,647	0	0		
511214	Police Retirement - Retiree	1,681	838	0	0		
519999	Personnel Contingency	0	0	80,330	0	0	0
	*** Total Personnel**	**4,613,443**	**2,245,742**	**4,882,648**	**4,797,284**		
	Operating Expenses						
520100	Contracted Maintenance	21,135	18,914	22,195	21,089		
520103	Landscape/Grounds Maintenance	38,460	19,230	38,460	38,460		
520200	Contracted Services	91,125	45,649	102,104	102,921		
520206	Background History Screening	0	0	100	100		
520213	Contracted Literacy Programs	0	16,550	30,000	32,850		
520220	Book Binding	248	129	275	275		
520231	Garbage Pickup Charges	3,732	1,755	3,737	4,116		
520233	Towing Service	0	0	65	65		
520242	Hazardous Materials Disposal	0	0	250	250		
520300	Professional Services	0	0	0	0		
520303	Accounting/Auditing Services	2,500	2,500	2,800	2,800		
520400	Advertising & Publicity	4,322	3,224	7,000	7,000	0	0
520500	Legal Services	0	0	500	500	0	0
520702	Technical Currency & Support	94,232	105,200	109,254	121,015	0	0
520703	Computer Hardware Maintenance	7,226	6,285	6,368	5,858	0	0
521000	Office Supplies	28,076	12,559	28,400	28,400	0	0
521100	Duplicating	2,893	1,498	2,875	2,875	0	0
521200	Operating Supplies	38,929	21,709	40,150	40,150	0	0
522000	Building Repairs & Maintenance	107,564	26,667	62,301	40,000	0	0
522001	Carpet/Floor Cleaning	5,836	0	5,000	5,000	0	0
522200	Small Equipment Repairs & Maintenance	900	447	3,000	3,000	0	0
522300	Vehicle Repairs & Maintenance	1,660	1,268	2,500	2,500	0	0
524000	Building Insurance	27,116	29,704	30,958	32,240	0	0
524100	Vehicle Insurance	2,120	2,120	2,184	2,311	0	0
524101	Comprehensive Vehicle Insurance	240	355	355	240 250	0	0
524201	General Tort Liability Insurance	2,764	2,764	2,845	2,845	0	0
524202	Surety Bonds	0	0	1,008	0	0	0
524900	Data Processing Equip. Insurance	1,108	1,141	1,141	1,141	0	0
525000	Telephone	11,091	7,267	12,035	27,040	0	0
525004	WAN Service Charges	334	167	334	324	0	0
525010	Long Distance Charges	0	0	0	0	0	0
525020	Pagers and Cell Phones	1,588	533	1,320	1,108	0	0
525021	Smart Phones Charges	1,350	529	1,320	1,908	0	0
525041	E-mail Service Charges	7,380	3,742	7,533	7,768	0	0

COUNTY OF LEXINGTON
LIBRARY
Annual Budget
Fiscal Year - 2015-16

Fund 2300
Division: Library
Organization: 2300xx - Departmental Library Recap

Object Code	Expenditure Classification	2013-14 Expenditure	2014-15 Expend (Dec)	2014-15 Amended (Dec)	2015-16 Requested	BUDGET 2015-16 Recommend	BUDGET 2015-16 Approved
525100	Postage	12,368	3,501	10,450	10,450	0	0
525210	Conference, Meeting & Training Expenses	7,772	2,156	7,500	7,500	0	0
525211	Library Board Expenses	1,645	929	1,700	2,000	0	0
525230	Subscriptions, Dues, & Books	139,263	140,156	164,182	166,055	0	0
525240	Personal Mileage Reimbursement	10,705	5,689	12,000	12,000	0	0
525250	Motor Pool Reimbursement	0	0	200	200	0	0
525377	Utilities - County Branch Library	331,255	162,480	331,552	331,552	0	0
525400	Gas, Fuel, & Oil	13,285	5,338	15,000	15,000	0	0
525600	Uniforms & Clothing	0	93	200	200	0	0
525700	Employee Service Awards	0	0	0	50	0	0
526500	License & Permits	3,985	3,985	3,985	4,335	0	0
529903	Contingency	0	0	1,392,576	0	0	0
537699	Cost of Copy Sales	0	1,348	0	0	0	0
	*** Total Operating**	**1,024,207**	**657,581**	**2,467,712**	**1,085,491**	**0**	**0**
	****Total Personnel & Operating**	**5,637,650**	**2,903,323**	**7,350,360**	**5,882,775**	**0**	**0**
	Capital						
540000	Small Tools & Minor Equipment	12,751	6,300	14,000	14,000	0	0
540001	Books - Local	0	0	0	0	0	0
540002	Microforms	5,910	3,026	6,000	6,755	0	0
540004	CD-Rom Publications	500	0	500	500	0	0
540006	Library Materials (Book, Audio Visual Mat.)	957,746	476,140	916,000	1,054,472	0	0
540010	Minor Software	1,721	2,952	4,000	4,000	0	0
	All Other Equipment	225,959	126,241	152,316	231,509		
	Library Materials (Books, Audio Visual)	**1,204,587**	**614,659**	**1,092,816**	**1,311,236**	**0**	**0**
	***** Total Budget Appropriation**	**6,842,237**	**3,517,982**	**8,443,176**	**7,194,011**	**0**	**0**

COUNTY OF LEXINGTON
LIBRARY
Annual Budget
Fiscal Year - 2015-16

Fund 2300
Division: Library
Organization: 230005 - Administration

Object Code	Expenditure Classification	2013-14 Expenditure	2014-15 Expend (Dec)	2014-15 Amended (Dec)	2015-16 Requested	*BUDGET* 2015-16 Recommend	2015-16 Approved
	Personnel						
510100	Salaries & Wages - 21	858,415	416,621	903,700	903,700		
510200	Overtime	6	0	0			
510300	Part Time - 3 (1.5 - FTE)	13,306	16,050	41,271	41,271		
511112	FICA - Employer's Portion	61,759	30,731	72,292	72,292		
511113	State Retirement - Employer's Portion	62,487	33,387	103,002	104,514		
511114	PORS - Employer's Portion	0	0	0			
511120	Insurance Fund Contribution - 21	156,000	81,900	163,800	163,800		
511130	Workers Compensation	8,166	3,550	9,982	9,982		
511213	State Retirement - Retiree	28,588	13,093	0			
511214	Police Retirement - Retiree	1,681	838	0			
	*** Total Personnel**	**1,190,408**	**596,170**	**1,294,047**	**1,295,559**	**0**	**0**
	Operating Expenses						
520300	Professional Services	0	0	500	0		
521000	Office Supplies	6,807	4,007	7,000	7,000		
521100	Duplicating	842	568	800	800		
521200	Operating Supplies	24,784	13,882	25,500	25,500		
524201	General Tort Liability Insurance	947	947	975	975		
524202	Surety Bonds	0	0	203	0		
525000	Telephone	2,782	1,959	2,900	5,424		
525041	E-mail Service Charges - 23	2,020	1,021	1,863	2,086		
525100	Postage	2,047	952	1,500	1,500		
	*** Total Operating**	**40,229**	**23,336**	**41,241**	**43,285**	**0**	**0**
	****Total Personnel & Operating**	**1,230,637**	**619,506**	**1,335,288**	**1,338,844**	**0**	**0**
	Capital						
	****Total Capital**	**0**	**0**	**0**	**0**	**0**	**0**
	***** Total Budget Appropriation**	**1,230,637**	**619,506**	**1,335,288**	**1,338,844**	**0**	**0**

COUNTY OF LEXINGTON
LIBRARY
Annual Budget
Fiscal Year - 2015-16

Fund 2300
Division: Library
Organization: 230010 - Batesburg/Leesville Branch

Object Code	Expenditure Classification	2013-14 Expenditure	2014-15 Expend (Dec)	2014-15 Amended (Dec)	BUDGET 2015-16 Requested	BUDGET 2015-16 Recommend	BUDGET 2015-16 Approved
	Personnel						
510100	Salaries & Wages - 4	123,774	55,605	122,963	122,963		
510300	Part Time - 3 (1.50 - FTE)	35,294	18,240	36,426	36,426		
511112	FICA - Employer's Portion	11,542	5,418	12,193	12,193		
511113	State Retirement - Employer's Portion	12,981	6,043	17,373	17,629		
511120	Insurance Fund Contribution - 4	31,200	15,600	31,200	31,200		
511130	Workers Compensation	478	222	477	477		
511213	State Retirement - Retiree	3,892	2,006	0	0		
	*** Total Personnel**	**219,161**	**103,134**	**220,632**	**220,888**	**0**	**0**
	Operating Expenses						
520103	Landscape/Grounds Maintenance	3,660	1,830	3,660	3,660		
520200	Contracted Services	4,200	2,100	4,258	4,200		
520231	Garbage Pickup Service	378	189	379	379		
521000	Office Supplies	1,593	259	1,600	1,600		
521100	Duplicating	194	84	250	250		
521200	Operating Supplies	1,093	387	1,000	1,000		
524000	Building Insurance	1,764	1,555	1,586	1,633		
524201	General Tort Liability Insurance	115	115	118	118		
524202	Surety Bonds	0	0	50	0		
525000	Telephone	430	201	550	1,578		
525041	E-mail Service Charges - 5	405	230	405	418		
525100	Postage	498	103	600	600		
525377	Utilities - County Branch Library	14,669	8,155	15,446	15,446		
537699	Cost of Copy Sales	0	118	0			
	*** Total Operating**	**28,999**	**15,326**	**29,902**	**30,882**	**0**	**0**
	****Total Personnel & Operating**	**248,160**	**118,460**	**250,534**	**251,770**	**0**	**0**
	Capital						
	****Total Capital**	**0**	**0**	**0**	**0**	**0**	**0**
	***** Total Budget Appropriation**	**248,160**	**118,460**	**250,534**	**251,770**	**0**	**0**

COUNTY OF LEXINGTON
LIBRARY
Annual Budget
Fiscal Year - 2015-16

Fund 2300
Division: Library
Organization: 230020 - Lexington Branch

Object Code	Expenditure Classification	2013-14 Expenditure	2014-15 Expend (Dec)	2014-15 Amended (Dec)	2015-16 Requested	*BUDGET* 2015-16 Recommend	2015-16 Approved
	Personnel						
510100	Salaries & Wages - 15	556,892	262,432	555,494	555,494		
510200	Overtime	0	0	0	0		
510300	Part Time - 14 (6.500 - FTE)	148,823	71,419	146,050	146,050		
511112	FICA - Employer's Portion	49,837	23,588	53,668	53,668		
511113	State Retirement - Employer's Portion	67,549	32,256	76,468	77,591		
511120	Insurance Fund Contribution - 15	117,000	58,500	117,000	117,000		
511130	Workers Compensation	2,120	1,004	2,104	2,104		
511213	State Retirement - Retiree	6,915	3,290	0	0		
	*** Total Personnel**	**949,136**	**452,489**	**950,784**	**951,907**	**0**	**0**
	Operating Expenses						
520103	Landscape/Grounds Maintenance	6,240	3,120	6,240	6,240		
520200	Contracted Services	625	250	625	750		
520231	Garbage Pickup Service	715	357	715	715		
521000	Office Supplies	5,631	2,055	5,650	5,650		
521100	Duplicating	889	287	500	500		
521200	Operating Supplies	1,562	555	1,500	1,500		
524000	Building Insurance	5,403	5,562	5,565	5,840		
524201	General Tort Liability Insurance	506	506	521	521		
524202	Surety Bonds	0	0	220	0		
525000	Telephone	2,248	1,122	2,500	4,623		
525041	E-mail Service Charges - 17	1,252	669	1,377	1,252		
525100	Postage	2,279	784	2,300	2,300		
525377	Utilities - County Branch Library	135,480	66,862	139,074	139,074		
537699	Cost of Copy Sales	0	137	0	0		
	*** Total Operating**	**162,830**	**82,266**	**166,787**	**168,965**	**0**	**0**
	****Total Personnel & Operating**	**1,111,966**	**534,755**	**1,117,571**	**1,120,872**	**0**	**0**
	Capital						
	****Total Capital**	**0**	**0**	**0**	**0**	**0**	**0**
	***** Total Budget Appropriation**	**1,111,966**	**534,755**	**1,117,571**	**1,120,872**	**0**	**0**

COUNTY OF LEXINGTON
LIBRARY
Annual Budget
Fiscal Year - 2015-16

Fund 2300
Division: Library
Organization: 230030 - Cayce/West Columbia Branch

Object Code	Expenditure Classification	2013-14 Expenditure	2014-15 Expend (Dec)	2014-15 Amended (Dec)	BUDGET 2015-16 Requested	BUDGET 2015-16 Recommend	BUDGET 2015-16 Approved
	Personnel						
510100	Salaries & Wages - 13	450,243	201,837	453,959	453,959		
510200	Overtime	0	0	0	0		
510300	Part Time - 9/(4.50 - FTE)	97,189	52,747	112,760	112,760		
511112	FICA - Employer's Portion	39,717	18,359	43,354	43,354		
511113	State Retirement - Employer's Portion	58,086	27,750	61,773	62,680		
511120	Insurance Fund Contribution - 13	101,400	50,700	101,400	101,400		
511130	Workers Compensation	2,684	1,261	2,780	2,780		
	*** Total Personnel**	**749,319**	**352,654**	**776,026**	**776,933**	**0**	**0**
	Operating Expenses						
520103	Landscape/Grounds Maintenance	2,400	1,200	2,400	2,400		
520200	Contracted Services	36,658	18,545	37,091	37,841		
520231	Garbage Pickup Service	715	358	715	715		
521000	Office Supplies	4,476	2,171	4,500	4,500		
521100	Duplicating	226	91	250	250		
521200	Operating Supplies	3,522	2,200	3,600	3,600		
524000	Building Insurance	7,795	7,826	7,914	8,217		
524201	General Tort Liability Insurance	391	391	403	403		
524202	Surety Bonds	0	0	170	0		
525000	Telephone	863	431	900	2,740		
525041	E-mail Service Charges - 13	981	524	1,053	1,171		
525100	Postage	3,325	697	2,200	2,200		
525377	Utilities - County Branch Library	51,067	19,810	46,093	46,093		
537699	Cost of Copy Sales	0	231	0	0		
	*** Total Operating**	**112,419**	**54,475**	**107,289**	**110,130**	**0**	**0**
	****Total Personnel & Operating**	**861,738**	**407,129**	**883,315**	**887,063**	**0**	**0**
	Capital						
	All other Equipment	12,853	0	0			
	****Total Capital**	**12,853**	**0**	**0**	**0**	**0**	**0**
	***** Total Budget Appropriation**	**874,591**	**407,129**	**883,315**	**887,063**	**0**	**0**

COUNTY OF LEXINGTON
LIBRARY
Annual Budget
Fiscal Year - 2015-16

Fund 2300
Division: Library
Organization: 230040 - Irmo Branch

Object Code	Expenditure Classification	2013-14 Expenditure	2014-15 Expend (Dec)	2014-15 Amended (Dec)	2015-16 Requested	*BUDGET* 2015-16 Recommend	2015-16 Approved
	Personnel						
510100	Salaries & Wages - 13	452,485	215,537	438,453	438,453		
510200	Overtime	0	0	0	0		
510300	Part Time - 12 (6.00 - FTE)	147,288	66,277	145,759	145,759		
511112	FICA - Employer's Portion	41,949	19,856	44,692	44,692		
511113	State Retirement - Employer's Portion	56,664	28,076	63,679	64,614		
511120	Insurance Fund Contribution - 13	101,400	50,700	101,400	101,400		
511130	Workers Compensation	2,802	1,283	2,822	2,822		
511213	State Retirement - Retiree	6,957	2,641	0	0		
	*** Total Personnel**	**809,545**	**384,370**	**796,805**	**797,740**	**0**	**0**
	Operating Expenses						
520103	Landscape/Grounds Maintenance	5,280	2,640	5,280	5,280		
520200	Contracted Services	595	345	670	670		
520231	Garbage Pickup Service	567	284	568	568		
521000	Office Supplies	4,697	1,934	4,700	4,700		
521100	Duplicating	747	232	300	300		
521200	Operating Supplies	3,493	2,432	3,500	3,500		
524000	Building Insurance	3,217	6,550	6,550	6,877		
524201	General Tort Liability Insurance	437	437	450	450		
524202	Surety Bonds	0	0	190	0		
525000	Telephone	2,279	2,110	2,264	3,637		
525041	E-mail Service Charges - 16	1,252	560	1,296	1,252		
525100	Postage	2,497	594	2,500	2,500		
525377	Utilities - County Branch Library	66,077	37,094	69,790	69,790		
537699	Cost of Copy Sales	0	85	0			
	*** Total Operating**	**91,138**	**55,297**	**98,058**	**99,524**	**0**	**0**
	****Total Personnel & Operating**	**900,683**	**439,667**	**894,863**	**897,264**	**0**	**0**
	Capital						
	All other Equpiment	771	0	0			
	****Total Capital**	**771**	**0**	**0**	**0**	**0**	**0**
	***** Total Budget Appropriation**	**901,454**	**439,667**	**894,863**	**897,264**	**0**	**0**

COUNTY OF LEXINGTON
LIBRARY
Annual Budget
Fiscal Year - 2015-16

Fund 2300
Division: Library
Organization: 230050 - Chapin Branch

Object Code	Expenditure Classification	2013-14 Expenditure	2014-15 Expend (Dec)	2014-15 Amended (Dec)	BUDGET 2015-16 Requested	BUDGET 2015-16 Recommend	BUDGET 2015-16 Approved
	Personnel						
510100	Salaries & Wages - 2	79,225	37,753	79,029	79,029		
510300	Part Time - 5 (2.5 - FTE))	63,325	30,077	63,131	63,131		
511112	FICA - Employer's Portion	10,758	5,116	10,875	10,875		
511113	State Retirement - Employer's Portion	8,335	4,086	15,495	15,723		
511120	Insurance Fund Contribution - 2	15,600	7,800	15,600	15,600		
511130	Workers Compensation	428	204	426	426		
511213	State Retirement - Retiree	5,358	2,617	0	0		
	*** Total Personnel**	**183,029**	**87,653**	**184,556**	**184,784**	**0**	**0**
	Operating Expenses						
520103	Landscape/Grounds Maintenance	3,480	1,740	3,480	3,480		
520200	Contracted Services	5,300	2,650	5,300	5,300		
520231	Garbage Pickup Service	378	189	379	379		
521000	Office Supplies	671	624	700	700		
521100	Duplicating	68	19	100	100		
521200	Operating Supplies	716	688	1,200	1,200		
524000	Building Insurance	2,701	3,388	3,389	3,558		
524201	General Tort Liability Insurance	92	92	95	95		
524202	Surety Bonds	0	0	45	0		
525000	Telephone	979	735	1,100	3,365		
525041	E-mail Service Charges - 3	243	122	243	251		
525100	Postage	169	41	200	200		
525377	Utilities - County Branch Library	14,367	7,373	14,788	14,788		
537699	Cost of Copy Sales	0	31	0			
	*** Total Operating**	**29,164**	**17,692**	**31,019**	**33,416**	**0**	**0**
	****Total Personnel & Operating**	**212,193**	**105,345**	**215,575**	**218,200**	**0**	**0**
	Capital						
	****Total Capital**	**0**	**0**	**0**	**0**	**0**	**0**
	***** Total Budget Appropriation**	**212,193**	**105,345**	**215,575**	**218,200**	**0**	**0**

COUNTY OF LEXINGTON
LIBRARY
Annual Budget
Fiscal Year - 2015-16

Fund 2300
Division: Library
Organization: 230055 - South Congaree Branch

Object Code	Expenditure Classification	2013-14 Expenditure	2014-15 Expend (Dec)	2014-15 Amended (Dec)	2015-16 Requested	*BUDGET* 2015-16 Recommend	2015-16 Approved
	Personnel						
510100	Salaries & Wages - 2	62,972	29,927	62,706	62,706		
510200	Overtime	0	40	0	0		
510300	Part Time - 1 (.5 - FTE)	23,560	11,819	24,788	24,788		
511112	FICA - Employer's Portion	6,511	3,156	6,694	6,694		
511113	State Retirement - Employer's Portion	9,178	4,554	9,536	9,677		
511120	Insurance Fund Contribution - 2	15,600	7,800	15,600	15,600		
511130	Workers Compensation	260	126	262	262		
	*** Total Personnel**	**118,081**	**57,422**	**119,586**	**119,727**	**0**	**0**
	Operating Expenses						
520103	Landscape/Grounds Maintenance	3,660	1,830	3,660	3,660		
520200	Contracted Services	3,180	1,590	3,180	3,180		
520231	Garbage Pickup Service	378	189	379	379		
521000	Office Supplies	797	508	800	800		
521100	Duplicating	114	68	125	125		
521200	Operating Supplies	1,050	382	1,100	1,100		
524000	Building Insurance	891	834	939	876		
524201	General Tort Liability Insurance	46	46	47	47		
524202	Surety Bonds	0	0	25	0		
525000	Telephone	539	263	550	1,917		
525041	E-mail Service Charges - 3	243	130	243	251		
525100	Postage	739	152	350	350		
525377	Utilities - County Branch Library	8,179	4,281	8,288	8,288		
537699	Cost of Copy Sales	0	26	0			
	*** Total Operating**	**19,816**	**10,299**	**19,686**	**20,973**	**0**	**0**
	****Total Personnel & Operating**	**137,897**	**67,721**	**139,272**	**140,700**	**0**	**0**
	Capital						
	****Total Capital**	**0**	**0**	**0**	**0**	**0**	**0**
	***** Total Budget Appropriation**	**137,897**	**67,721**	**139,272**	**140,700**	**0**	**0**

COUNTY OF LEXINGTON
LIBRARY
Annual Budget
Fiscal Year - 2015-16

Fund 2300
Division: Library
Organization: 230060 - Swansea Branch

Object Code	Expenditure Classification	2013-14 Expenditure	2014-15 Expend (Dec)	2014-15 Amended (Dec)	2015-16 Requested	*BUDGET* 2015-16 Recommend	2015-16 Approved
	Personnel						
510100	Salaries & Wages - 1	40,051	18,924	39,780	39,780		
510200	Overtime	0	0	0	0		
510300	Part Time - 2 (1.0 - FTE)	26,824	12,872	24,788	24,788		
511112	FICA - Employer's Portion	4,983	2,376	4,940	4,940		
511113	State Retirement - Employer's Portion	7,093	3,466	7,037	7,142		
511120	Insurance Fund Contribution - 1	7,800	3,900	7,800	7,800		
511130	Workers Compensation	201	96	193	193		
511131	S.C. Unemployment	0	0	0	0		
	*** Total Personnel**	**86,952**	**41,634**	**84,538**	**84,643**	**0**	**0**
	Operating Expenses						
520103	Landscape/Grounds Maintenance	2,760	1,380	2,760	2,760		
520200	Contracted Services	3,180	1,590	3,180	3,180		
521000	Office Supplies	849	180	850	850		
521100	Duplicating	100	24	100	100		
521200	Operating Supplies	471	82	500	500		
524000	Building Insurance	1,106	143	1,158	1,200		
524201	General Tort Liability Insurance	46	46	47	47		
524202	Surety Bonds	0	0	20	0		
525000	Telephone	165	81	321	1,108		
525041	E-mail Service Charges - 3	176	81	243	251		
525100	Postage	108	19	150	150		
525377	Utilities - County Branch Library	8,337	3,087	7,549	7,549		
537699	Cost of Copy Sales	0	52	0			
	*** Total Operating**	**17,298**	**6,765**	**16,878**	**17,695**	**0**	**0**
	****Total Personnel & Operating**	**104,250**	**48,399**	**101,416**	**102,338**	**0**	**0**
	Capital						
	****Total Capital**	**0**	**0**	**0**	**0**	**0**	**0**
	***** Total Budget Appropriation**	**104,250**	**48,399**	**101,416**	**102,338**	**0**	**0**

COUNTY OF LEXINGTON
LIBRARY
Annual Budget
Fiscal Year - 2015-16

Fund 2300
Division: Library
Organization: 230070 - Gaston Branch

Object Code	Expenditure Classification	2013-14 Expenditure	2014-15 Expend (Dec)	2014-15 Amended (Dec)	BUDGET 2015-16 Requested	2015-16 Recommend	2015-16 Approved
	Personnel						
510100	Salaries & Wages - 2	59,733	26,887	61,582	61,582		
510300	Part Time - 1 (.5 - FTE)	14,631	6,130	13,289	13,289		
511112	FICA - Employer's Portion	5,341	2,395	5,728	5,728		
511113	State Retirement - Employer's Portion	7,888	3,599	8,162	8,281		
511120	Insurance Fund Contribution - 2	15,600	7,800	15,600	15,600		
511130	Workers Compensation	223	99	225	225		
511213	State Retirement - Retiree	0	0	0	0		
	*** Total Personnel**	**103,416**	**46,910**	**104,586**	**104,705**	**0**	**0**
	Operating Expenses						
520103	Landscape/Grounds Maintenance	3,360	1,680	3,360	3,360		
520200	Contracted Services	3,180	1,590	3,180	3,180		
520231	Garbage Pickup Service	378	189	379	379		
521000	Office Supplies	799	607	800	800		
521100	Duplicating	295	54	200	200		
521200	Operating Supplies	999	222	1,000	1,000		
524000	Building Insurance	800	1,300	1,300	1,365		
524201	General Tort Liability Insurance	46	46	47	47		
524202	Surety Bonds	0	0	25	0		
525000	Telephone	167	43	250	1,552		
525041	E-mail Service Charges - 2	243	121	243	251		
525100	Postage	75	28	250	250		
525377	Utilities - County Branch Library	8,509	4,675	8,190	8,190		
537699	Cost of Copy Sales	0	48	0			
	*** Total Operating**	**18,851**	**10,603**	**19,224**	**20,574**	**0**	**0**
	****Total Personnel & Operating**	**122,267**	**57,513**	**123,810**	**125,279**	**0**	**0**
	Capital						
	****Total Capital**	**0**	**0**	**0**	**0**	**0**	**0**
	***** Total Budget Appropriation**	**122,267**	**57,513**	**123,810**	**125,279**	**0**	**0**

COUNTY OF LEXINGTON
LIBRARY
Annual Budget
Fiscal Year - 2015-16

Fund 2300
Division: Library
Organization: 230080 - Pelion Branch

Object Code	Expenditure Classification	2013-14 Expenditure	2014-15 Expend (Dec)	2014-15 Amended (Dec)	BUDGET 2015-16 Requested	BUDGET 2015-16 Recommend	BUDGET 2015-16 Approved
	Personnel						
510100	Salaries & Wages - 3	100,723	48,464	101,271	101,271		
510200	Overtime	0	0	0	0		
510300	Part Time - 2 (1.00 - FTE)	25,935	11,769	26,581	26,581		
511112	FICA - Employer's Portion	8,996	4,230	9,781	9,781		
511113	State Retirement - Employer's Portion	13,435	6,565	13,936	14,141		
511120	Insurance Fund Contribution - 3	23,400	11,700	23,400	23,400		
511130	Workers Compensation	380	181	383	383		
511214	Police Retirement - Retiree	0	0	0			
	*** Total Personnel**	**172,869**	**82,909**	**175,352**	**175,557**	**0**	**0**
	Operating Expenses						
520103	Landscape/Grounds Maintenance	3,300	1,650	3,300	3,300		
520200	Contracted Services	4,440	2,180	4,440	4,440		
520231	Garbage Pickup Service	0	0	0	379		
521000	Office Supplies	996	179	1,000	1,000		
521100	Duplicating	214	58	200	200		
521200	Operating Supplies	985	766	1,000	1,000		
524000	Building Insurance	2,550	1,620	1,621	1,701		
524201	General Tort Liability Insurance	92	92	95	95		
524202	Surety Bonds	0	0	40	0		
525000	Telephone	274	137	300	548		
525041	E-mail Service Charges - 4	322	162	324	334		
525100	Postage	581	104	350	350		
525377	Utilities - County Branch Library	16,931	7,279	14,644	14,644		
537699	Cost of Copy Sales	0	83	0			
	*** Total Operating**	**30,685**	**14,310**	**27,314**	**27,991**	**0**	**0**
	****Total Personnel & Operating**	**203,554**	**97,219**	**202,666**	**203,548**	**0**	**0**
	Capital						
	****Total Capital**	**0**	**0**	**0**	**0**	**0**	**0**
	***** Total Budget Appropriation**	**203,554**	**97,219**	**202,666**	**203,548**	**0**	**0**

COUNTY OF LEXINGTON
LIBRARY
Annual Budget
Fiscal Year - 2015-16

Fund 2300
Division: Library
Organization: 230090 - Gilbert/Summit Branch

Object Code	Expenditure Classification	2013-14 Expenditure	2014-15 Expend (Dec)	2014-15 Amended (Dec)	BUDGET 2015-16 Requested	BUDGET 2015-16 Recommend	BUDGET 2015-16 Approved
	Personnel						
510100	Salaries & Wages - 1	38,409	18,230	37,764	37,764		
510200	Overtime	0	0	0	0		
510300	Part Time - 2 (1.0 - FTE))	25,368	12,567	25,947	25,947		
511112	FICA - Employer's Portion	4,704	2,290	4,875	4,875		
511113	State Retirement - Employer's Portion	6,764	3,357	6,945	7,047		
511120	Insurance Fund Contribution - 1	7,800	3,900	7,800	7,800		
511130	Workers Compensation	192	93	190	190		
511213	State Retirement - Retiree	0	0	0	0		
	*** Total Personnel**	**83,237**	**40,437**	**83,521**	**83,623**	**0**	**0**
	Operating Expenses						
520103	Landscape/Grounds Maintenance	4,320	2,160	4,320	4,320		
520200	Contracted Services	3,180	1,570	3,180	3,180		
520231	Garbage Pickup Service	223	0	223	223		
521000	Office Supplies	760	35	800	800		
521100	Duplicating	46	13	50	50		
521200	Operating Supplies	254	113	250	250		
524000	Building Insurance	889	926	936	973		
524201	General Tort Liability Insurance	46	46	47	47		
524202	Surety Bonds	0	0	20	0		
525000	Telephone	365	185	400	548		
525041	E-mail Service Charges - 3	243	122	243	251		
525100	Postage	50	27	50	50		
525377	Utilities - County Branch Library	7,639	3,864	7,690	7,690		
537699	Cost of Copy Sales	0	17	0			
	*** Total Operating**	**18,015**	**9,078**	**18,209**	**18,382**	**0**	**0**
	****Total Personnel & Operating**	**101,252**	**49,515**	**101,730**	**102,005**	**0**	**0**
	Capital						
	****Total Capital**	**0**	**0**	**0**	**0**	**0**	**0**
	***** Total Budget Appropriation**	**101,252**	**49,515**	**101,730**	**102,005**	**0**	**0**

COUNTY OF LEXINGTON
LIBRARY
Annual Budget
Fiscal Year - 2015-16

Fund 2300
Division: Library
Organization: 230099 - Non-departmental Library Operations

Object Code	Expenditure Classification	2013-14 Expenditure	2014-15 Expend (Dec)	2014-15 Amended (Dec)	BUDGET 2015-16 Requested	BUDGET 2015-16 Recommend	BUDGET 2015-16 Approved
	Personnel						
510200	Overtime	0	0	10,000	1,000		
511112	FICA - Employer's Portion	0	0	765	77		
511113	SCRS - Employer's Portion	0	0	1,090	111		
511130	Workers Compensation	0	0	30	30		
519999	Personnel Contingency	0	0	80,330	0		
	*** Total Personnel**	**0**	**0**	**92,215**	**1,218**	**0**	**0**
	Operating Expenses						
520100	Contracted Maintenance	21,135	18,914	22,195	21,089		
520103	Landscape/Grounds Maintenance	0	0	0	0		
520200	Contracted Services	26,587	13,239	37,000	37,000		
520206	Background History Screening	0	0	100	100		
520213	Contracted Literacy Programs	23,770	16,550	30,000	32,850		
520220	Book Binding	248	129	275	275		
520233	Towing Service	0	0	65	65		
520242	Hazardous Materials Disposal	0	0	250	250		
520300	Professional Services	0	0	0	0		
520303	Accounting/Auditing Services	2,500	2,500	2,800	2,800		
520400	Advertising & Publicity	4,322	3,224	7,000	7,000		
520500	Legal Services	0	0	500	500		
520702	Technical Currency & Support	94,232	105,200	109,254	121,015		
520703	Computer Hardware Maintenance	7,226	6,285	6,368	5,858		
522000	Building Repairs & Maintenance	107,564	26,667	62,301	40,000		
522001	Carpet/Floor Cleaning	5,836	0	5,000	5,000		
522200	Small Equipment Repairs & Maintenance	900	447	3,000	3,000		
522300	Vehicle Repairs & Maintenance	1,660	1,268	2,500	2,500		
524100	Vehicle Insurance - 4	2,120	2,120	2,184	2,311		
524101	Comprehensive Vehicle Insurance	240	355	355	240 250		
524900	Data Processing Equip. Insurance	1,108	1,141	1,141	1,141		
525004	WAN Service Charges	334	167	334	324		
525020	Pagers and Cell Phones	1,588	533	1,320	1,108		
525021	Smart Phone Charges	1,350	529	1,320	1,908		
525210	Conference, Meeting & Training Expenses	7,772	2,156	7,500	7,500		
525211	Library Board Expenses	1,645	929	1,700	2,000		
525230	Subscriptions, Dues, & Books	139,263	140,156	164,182	166,055		
525240	Personal Mileage Reimbursement	10,705	5,689	12,000	12,000		
525250	Motor Pool Reimbursement	0	0	200	200		
525400	Gas, Fuel, & Oil	13,285	5,338	15,000	15,000		
525600	Uniforms & Clothing	0	93	200	200		
525700	Employee Service Awards	0	0	250	50		
526500	License & Permits	3,985	3,985	3,985	4,335		
529903	Contingency	0	0	1,392,576	0		
537699	Cost of Copy Sales	0	520	0	0		
	*** Total Operating**	**479,375**	**358,134**	**1,892,855**	**493,674**	**0**	**0**
	****Total Personnel & Operating**	**479,375**	**358,134**	**1,985,070**	**494,892**	**0**	**0**

COUNTY OF LEXINGTON
LIBRARY
Annual Budget
Fiscal Year - 2015-16

Fund 2300
Division: Library
Organization: 230099 - Non-departmental Library Operations

Object Code	Expenditure Classification	2013-14 Expenditure	2014-15 Expend (Dec)	2014-15 Amended (Dec)	BUDGET 2015-16 Requested	BUDGET 2015-16 Recommend	BUDGET 2015-16 Approved
	Capital						
540000	Small Tools & Minor Equipment	12,751	6,300	14,000	14,000		
540002	Microforms	5,910	3,026	6,000	6,755		
540004	CD Rom Publications	500	0	500	500		
540006	Library Materials (Book, Audio Visual)	957,746	476,140	916,000	1,054,472		
540010	Minor Software	1,721	2,952	4,000	4,000		
	All Other Equipment	225,959	126,241	152,316	231,509		
	****Total Capital**	**1,204,587**	**614,659**	**1,092,816**	**1,311,236**	**0**	**0**
	***** Total Budget Appropriation**	**1,683,962**	**972,793**	**3,077,886**	**1,806,128**	**0**	**0**

SECTION IV

COUNTY OF LEXINGTON
Capital Item Summary
Fiscal Year - 2015-16

Fund # 2300 Fund Title: Library Local Funds
Organization # 230099 Organization Title: Non-departmental/Branches
Program # Program Title:

Qty	Item Description	***BUDGET*** 2015-16 Requested Amount
540000	Small Tools & Minor Equipment	14,000
540002	Microforms	6,755
540004	CD-ROM/Subscriptions	500
540006	Library Material (Books, Audio, Visual)	1,054,472
540010	Minor Software	4,000
5AF	Carpet - LE Main - repl.	95,053
5AF	Data Closet for LE Main	6,000
5AF	Hardware for data closet for LE Main	1,400
5AF	(2) HVAC for Chapin repl.	20,700
5AF	New Lighting for B/L repl.	19,998
5AF	Carpet for Meeting Room at Chapin repl.	5,481
5AF	Paint for B/L repl.	17,360
5AF	(1) Automatic Doors for GA	16,989
5AF	Carpet for GA repl.	7,073
5AF	Reconstruct Public Service Desk for CWC	7,370
5AF	Construct Workroom for CWC	5,663
	continue on page 2	0
	**** Total Capital (Transfer Total to Section III)**	**1,282,814**

SECTION IV

COUNTY OF LEXINGTON
Capital Item Summary
Fiscal Year - 2015-16

Fund # 2300 Fund Title: Library Local Funds
Organization # 230099 Organization Title: Non-departmental/Branches
Program # Program Title:

Qty	Item Description	***BUDGET*** 2015-16 Requested Amount
	Total from page 1	1,282,814
5AF	Replace carpet on columns at PE repl.	2,015
5AF	(4) Enterasys Network Switches repl.	12,000
5AF	Stack Cables for Enterasys Network Switches repl.	384
5AF	(4) Uninterrupted Power Supply (UPS) repl.	1,100
5AF	(8) Laptops for Mobile Lab	9,616
5AF	(2) Black and White Printers repl.	3,307
	**** Total Capital (Transfer Total to Section III)**	**1,311,236**

SECTION V. - PROGRAM OVERVIEW

Summary of Programs:

The Lexington County Public Library exists to provide library and information services to the citizens of Lexington County. These services take multiple formats, including traditional library resources, as well as, literary programs, trainings, and meeting spaces that will enhance the quality of life for all residents. In addition to the Main Library, there are nine community branches and one bookmobile. The Library branches are open a combined total of 471 hours per week, including evening and weekend hours. (SC 1976 Code 60-1-80) The Library has 131 staff, including 76 full time and 55 part time. The Library Board of Trustees adopted the following mission statement in 2012:

> *The Lexington County Public Library System is committed to providing quality resources and services to the citizens, businesses and schools of Lexington County. Our well trained and knowledgeable staff assists the community in cultivating technology skills and an interest in lifelong learning and reading.*

In FY 2015-16 the Library will continue to assist residents and businesses in meeting their informational and technological needs. The Library provides many traditional services and resources, such as literacy programs, reference materials and popular reading materials. Library staff is judiciously evaluating library services and materials, ensuring that the residents have the best resources and training available to them. As the formats of information and books change, the library has expanded its online resources, including eBooks and online databases. In FY 2014-15 our circulation of downloadable materials (eBooks) increased over 20%. Staff will continue to focus on developing the Library's online resources, including downloadable eBooks and audio books.

Each year the overall use of our Library System increases. Last year alone, 81,043 patrons attended library programs. In addition, our staff is actively engaged in assisting and instructing individuals and organizations in developing and enhancing their technology and workforce skills. Reference transactions, including technology and workforce assistance increased 83%. Library staff has led 318 technology and workforce development workshops throughout the County. Each library branch has a meeting room and/or study room available for public functions, meetings, and community events, and in the last few years, meeting and study room usage increased over 200%.

The Library staff is the community's primary source for literature, information and technology resources and services. The staff provides individualized research and technology assistance to patrons, students and businesses. Our well trained and knowledgeable staff plan and conduct literacy programs and technology workshops.

The Library partners with many local organizations and businesses to better serve the residents of Lexington County. The Library offers legal and financial workshops, small business resources, health seminars, and recreational and cultural programs. In FY 2015-16, the Library will concentrate on maintaining each branch's existing facilities, meeting spaces and resources to better serve the community's needs.

Program 1 – Programs and Training
Library Staff provide programs and training to assist the public in developing the skills they need to succeed in education, business and life.
Objectives:
Provide technology workshops, training sessions and one-on-one tutoring for the public.
Conduct workforce skills training and assist the public in the job application process.
Promote family literacy by planning and presenting literature based programs for youth and parents.
Provide authoritative reference assistance to patrons.
Sponsor and facilitate lifelong learning opportunities through adult programs and presentations, e.g., financial literacy, tax/legal issues, consumer health, small business, workforce/career development, and cultural enrichment.
Present STEAM (Science, Technology, Engineering, Arts and Mathematics) programs to enhance Lexington County student's academic potential.
Establish partnerships with businesses and other agencies that enhance the quality of life in the community.

Program 2 – Materials and Resources
Library Staff evaluate and maintain a quality collection of materials and resources to fulfill individuals and organizations informational and technological needs and interests.
Objectives:
Provide a collection that will help meet individuals' needs for information, general education, cultural, recreation, and intellectual growth. (LCPL Collection Development Policy, 2010)
Select and maintain a variety of formats to meet user needs, including large print and audio/visual materials
Select and maintain online resources, accessible 24/7, such as databases, eBooks, online magazines, and downloadable audio and videos.
Provide computers with Internet access and software to support personal and financial needs and wifi to the public.
Provide printing, photocopying, faxing and scanning services.

Program 3 – Library facilities
Maintain facilities and grounds at 10 branches
Objectives:
Invest in maintenance of existing facilities and grounds.
Evaluate and repurpose library facilities and space to meet the changing needs of the community.
Examples include: community meeting rooms, training and tutoring spaces, small business resource centers
Provide a safe and secure environment for patrons and staff.

Program 4 – Staffing
Ensure staffing levels, experience and training are sufficient to maintain quality service. SC State Library Standards recommend .5 FTE per 1000 capita. At this level LCPL should have 131 FTEs, but current staffing is at 103 FTE.
Objectives:
Provide staffing at each branch that meets SCSL Standards, including Professional Librarians.
Provide staffing at each branch to maintain quality research and technology assistance as well as public programs and training.
Cross train and reallocate personnel to respond to changing staffing needs within branches.
Create individualized staff development plans, incorporating the American Library Association's Core Competencies for Library Staff.
Follow guidelines in the Library Succession Plan to identify current staff strengths and match potential to meet current and future service needs.

SERVICE LEVELS

Service Levels:	Actual FY 12/13	Actual FY 13/14	Estimated FY 14/15	Projected FY 15/16
Reference Services:				
Research assistance	57,658	99,390	100,112	109,122
Job-related assistance	4,262	10,807	9,834	8,064
Technology assistance	7,968	21,807	26,432	31,982
Downloadable materials related assistance	5,282	6,176	5,973	5,555
Public programs and training:				
Total patron training workshops	248	318	558	575
Total patron training attendance	720	605	1,100	1,300
Total programs	2,897	3,084	3,100	3,200
Total program attendance	77,374	81,043	83,000	85,000
Materials and Resources:				
Total downloadable books and databases	11,182	13,676	15,000	20,000
Total materials in print collection	653,460	659,822	655,000	660,000
Total materials downloaded	73,433	87,988	100,000	115,000
Total materials circulated	2,129,120	2,116,897	2,150,000	2,200,000
Total library computer use	140,760	141,774	143,000	146,000
Total wifi use	12,815	15,341	18,000	21,000
Total Interlibrary Loan requests	5,136	4,977	1,300*	1,500
Total registered borrowers	157,445	145,848**	150,000	155,000
Staff Training:				
Total staff training hours	3,206	2,638	2,800	3,100
Total staff training attendance	916	1,032	1,200	1,300

*In FY 15, the Library began a new revenue program that helped offset postage costs for Interlibrary Loan requests which resulted in a slight decrease in requests.
**Patron database was purged of expired records.

Source: SCSL FY 14 Statistical Survey

SECTION VI. - LINE ITEM NARRATIVES

SECTION VI. A. - LISTING OF REVENUES

437609 – PHOTOCOPIER SALES **$11,000**

The library provides photocopiers for the public for both information and research purposes and personal and business items. The library charges $.25 per page. (estimated revenue)

437620 – FAX **$12,000**

The library provides a fax service for the public at $1.00 per page. (estimated revenue)

438300–VENDING MACHINE SALES **$400**

Revenue from contracted sales.

449000 – LIBRARY BOOK FINES **$260,000**

Library fines and fees are collected from patrons who return overdue library materials and/or lost or damaged items. The amount per item varies from $.20 per day for books, magazines, and audio books to $.75 per day for videos. The charges for a lost or damaged item are the price listed in the library's database plus a $5.00 processing fee. (estimated revenue)

461000 – INVESTMENT INTEREST **$16,000**

SECTION VI. B. - PERSONNEL LINE ITEM NARRATIVES

510100 – SALARIES AND WAGES **$2,856,701**

Salaries and wages for 76 full time staff in Library Administration, 10 branch libraries and 1 bookmobile. The staff covers 471 service hours per week.

510200 – OVERTIME **$1,000**

In the event of an emergency full-time staff may need to work overtime to continue services to the public.

510300 – PART-TIME **$660,790**

Salaries for 54 regular part-time employees plus 1 Student Intern.

511112 - FICA – EMPLOYER'S PORTION **$269,169**

511113 – SCRS – EMPLOYER'S PORTION **$389,150**

511120 – EMPLOYEE INSURANCE – EMPLOYER'S PORTION **$600,600**

511130 – WORKER'S COMPENSATION **$19,874**

511131-SC UNEMPLOYMENT **$0**

511213 – STATE RETIREMENT - RETIREE **$0**

511214 – POLICE RETIREMENT – RETIREE **$0**

519901 – SALARY & WAGES ADJUSTMENT ACCOUNT **$0**

519999 – PERSONNEL CONTINGENCY **$0**

SECTION VI. B - LISTING OF POSITIONS

Current Staffing Level: 131 Total – 76 full time and 55 part time

Location	Job Title	Positions	FTE	Grade
Administration				
	Director	1	1	31
	Deputy Director	1	1	26
	Systems Librarian	1	1	18
	Staff Development Coordinator	1	1	16
	Youth Services Coordinator	1	1	15
	Technical Services Coordinator	1	1	14
	Reference Coordinator	1	1	14
	Patron Training and Tech Coord	1	1	14
	PC/LAN Specialist I	2	2	14
	Bookmobile Manager	1	1	8
	Administrative Assistant/PR	1	1	7
	Administrative Assistant/Board	1	0.5	7
	Bookkeeper	1	1	6
	Library Assistant II - Tech Serv	3	3	4
	Library Assistant II – Tech/Acq	1	0.5	4
	Library Assistant I - Bookmobile	1	1	3
	Library Assistant I - Tech Serv	1	0.5	3
	Receptionist	1	1	2
	Courier	2	2	2
	Custodian	1	1	2
	Total	24	22.5	
Batesburg-Leesville Branch				
	Librarian I	1	1	13
	Library Assistant I	3	3	3
	Library Assistant I (PT)	3	1.5	3
	Total	7	5.5	
Lexington Main Library				
	Librarian IV	1	1	16
	Librarian II	1	1	14
	Librarian I	5	5	13
	Library Assistant III	2	2	6
	Library Assistant III (PT)	2	1	6
	Library Assistant II	1	1	4
	Library Assistant I	4	4	3
	Library Assistant I (PT)	8	4	3
	Page	1	1	2
	Page (PT)	2	1	2
	Student Intern (PT)	1	0.5	N/A
	Total	28	21.5	

Cayce-West Columbia Branch

Job Title	Positions	FTE	Grade
Librarian IV	1	1	16
Librarian II	1	1	14
Librarian I	3	3	13
Library Assistant III	2	2	6
Library Assistant III (PT)	3	1.5	6
Library Assistant II	1	1	4
Library Assistant I	4	4	3
Library Assistant I (PT)	3	1.5	3
Page (PT)	3	1.5	2
Custodian	1	1	2
Total	22	17.5	

Irmo Branch

Librarian IV	1	1	16
Librarian II	1	1	14
Librarian I	2	2	13
Library Assistant III	3	3	6
Library Assistant III (PT)	1	0.5	3
Library Assistant II	1	1	4
Library Assistant I	4	4	3
Library Assistant I (PT)	8	4.0	3
Page (PT)	3	1.5	2
Custodian	1	1	2
Total	25	19	

Chapin Branch

Librarian I	1	1	13
Library Assistant I	1	1	3
Library Assistant I (PT)	5	2.5	3
Total	7	4.5	

South Congaree-Pine Ridge Branch

Branch Manager	1	1	8
Library Assistant I	1	1	3
Library Assistant I (PT)	2	1	3
Total	4	3	

Swansea Branch

Branch Manager	1	1	8
Library Assistant I (PT)	2	1	3
Total	3	2	

	Job Title	Positions	FTE	Grade
Gaston Branch				
	Branch Manager	1	1	8
	Library Assistant I	1	1	3
	Library Assistant I (PT)	1	0.5	3
	Total	3	2.5	
Pelion Branch				
	Librarian I	1	1	13
	Library Assistant I	2	2	3
	Library Assistant I (PT)	2	1	3
	Total	5	4	
Gilbert-Summit Branch				
	Branch Manager	1	1	8
	Library Assistant I (PT)	2	1	3
	Total	3	2	
	Total Library	131	103	

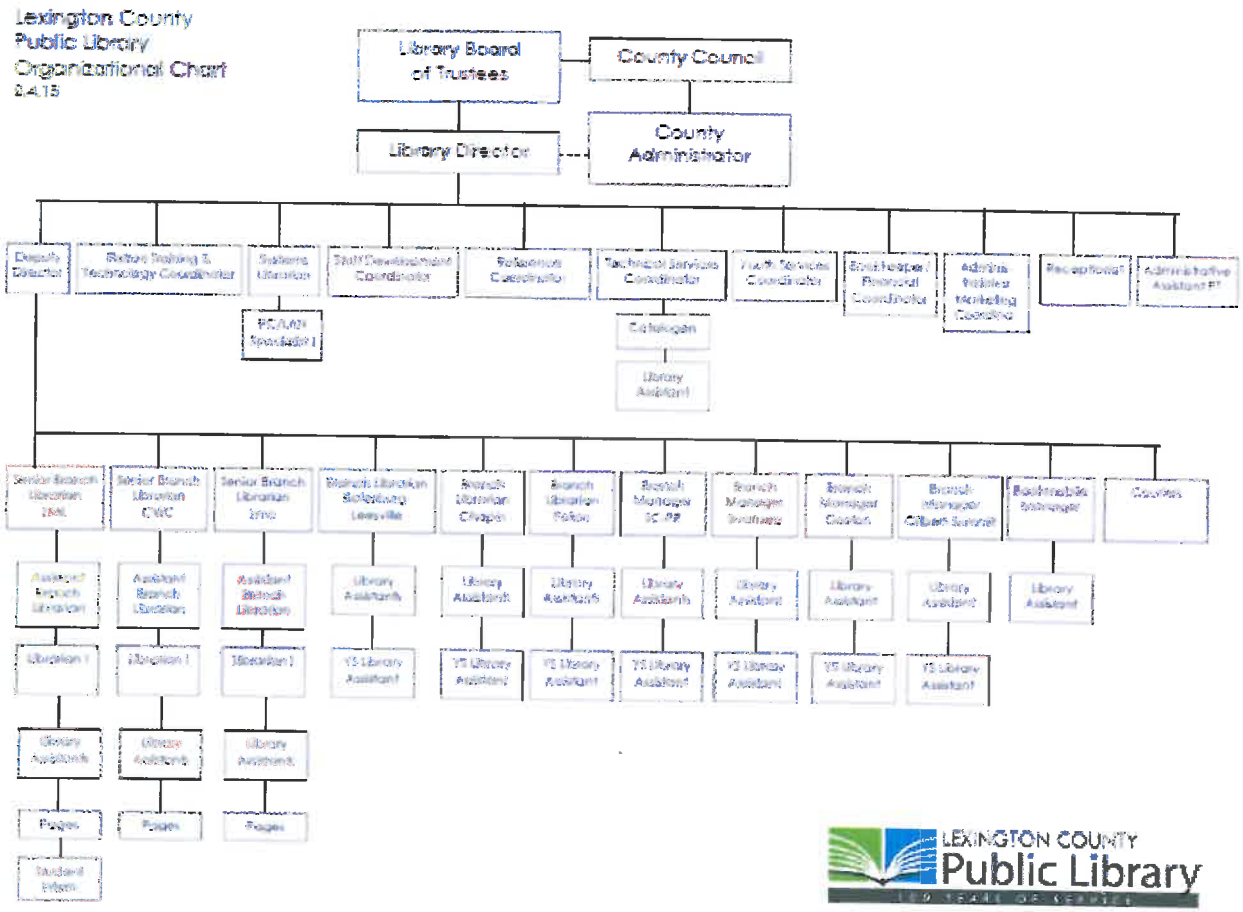
Lexington County
Public Library
Organizational Chart
2.4.15
Library Board of Trustees
County Council
Library Director
County Administrator
Deputy Director
Systems Librarian
Staff Development Coordinator
Reference Coordinator
Technical Services Coordinator
Youth Services Coordinator
Bookkeeper / Financial Coordinator
Admins Training Marketing Coordinator
Receptionist
Administrative Assistant PT
Catalogen
Library Assistant
Senior Branch Librarian
Senior Branch Librarian CWC
Senior Branch Librarian Lmc
Branch Librarian Lexington
Branch Librarian Chapin
Branch Librarian Pelion
Branch Manager
Branch Manager Swansea
Branch Manager Gaston
Branch Manager Gilbert Summit
Bookmobile Manager
Courier
Assistant Branch Librarian
Library Assistant
YS Library Assistant
Pages
Student Intern
LEXINGTON COUNTY
Public Library

SECTION VI. C. - OPERATING LINE ITEM NARRATIVES

ORGANIZATION 230099 – LIBRARY/NON-DEPARTMENTAL

520100 – CONTRACTED MAINTENANCE **$21,089**

Note: Costs obtained from quotes provided by maintenance vendors or county contracts.

(4) Microfilm Reader/Printers – $3,850
(2) Telephone system Irmo and Pelion branches – $1,916
(1) Telephone system at Cayce-West Columbia Branch – $1,130
(10) Security System for all 10 buildings – $3,180
(1) Elevator (3) Lifts (2) Dumbwaiters-$3,708
(2) Photocopiers – $1,770
Fire Extinguishers – $1,000
3M Resensitizers – $573
3M Book Theft Detection Systems –$ 3,859
Garage Doors – $103

520200 – CONTRACTED SERVICES **$37,000**

Consulting services for library computer network – $3,000
Collection agency services to retrieve long overdue materials and unpaid fines – $34,000

Note: Collection agency costs are more than offset by revenue generated. The Library receives four times the service costs in the recovered funds and materials we get back.

520206 – BACKGROUND HISTORY SCREENING **$100**

520213 – CONTRACTED LITERACY PROGRAMS **$32,850**

The Library utilizes professional contracted presenters, including authors to present literary programs and special events especially for larger audiences. These programs promote literature and library services for children and adults. Such programs help establish early literacy skills and maintain common core skills for students of all ages, especially during the Summer Reading Program. Increase reflects 10 additional programs.

Children's Programs: $21,050
Teen Programs: $6,100
Adult Programs: $5,700

520220 – BOOK BINDING **$275**

For professional bookbinding of periodicals and books, such as the Twin City News or other pertinent SC archival resources.

520233 – TOWING SERVICE **$65**

520242 – HAZARDOUS MATERIALS DISPOSAL **$250**

For professional clean up of bio-hazardous materials.

520300 –PROFESSIONAL SERVICES **$0**

For professional job evaluation services.

ORGANIZATION 230099 – LIBRARY/NON-DEPARTMENTAL

520303 – ACCOUNTING/AUDITING SERVICES **$2,800**

The Library's share of the County's audit.

520400 – ADVERTISING & PUBLICITY **$7,000**

Public relations are vital to inform citizens and businesses of all the library services available. These funds will be used to pay for printing costs for program brochures, advertisements and telephone book listings. The increase reflects the rise in the number adult programs and workshops over the past three years.

520500 – LEGAL SERVICES **$500**

Attorney fees related to legal services for the Library.

520702 – TECHNICAL CURRENCY & SUPPORT **$121,015**

Costs obtained from quotes provided by maintenance/service vendors. Change in line item is due to increase in maintenance fees as quoted by vendors.

Polaris Integrated Library System (Software Maintenance and Upgrades) – $100,499
Business Oriented Software (BOSS) – $1,855
Internet Filtering Software (IPRISM) – $2,161
Software House Intl (Ghost) – $204
LPT1 Print Management/PC Reservation – $2,901
Software House Intl (LandDesk/SHAVLIK Antivirus) – $5,344
Software House Intl (Deepfreeze) – $1,806
POLARIS Upgrade SQL Server - $2,500
Extended Warranties on AWE Early Literacy Computers – $3,745

520703 – COMPUTER HARDWARE MAINTENANCE **$5,858**

Costs obtained from quotes provided by maintenance/service vendors.

DataNetwork Solutions (switches, firewalls, routers) – $5,858

522000 – BUILDING REPAIRS AND MAINTENANCE **$40,000**

The Library works with the Building Services Department of Lexington County to maintain the inside and outside of the 10 branch libraries. These funds are necessary to purchase materials and services to make repairs to any of the ten buildings in the library system which are heavily used by the public. Library branches vary in age, the majority being between 15 and 45 years old. The amount in this line item will increase as buildings age.

522001 – CARPET/FLOOR CLEANING **$5,000**

This is an estimate for the Main Library and most of the library branches based on the County contract cost per square foot. Cleaning is scheduled on a rotation throughout the system, prioritizing in heavy traffic areas.

522200 – SMALL EQUIPMENT REPAIRS & MAINTENANCE **$3,000**

Funds will be used to make repairs to small equipment such as office equipment (computer, printers, etc.) and appliances. The amount is based on trend analysis over the last several years, as well as repairing some equipment instead of purchasing new.

ORGANIZATION 230099 – LIBRARY/NON-DEPARTMENTAL

522300 – VEHICLE REPAIRS & MAINTENANCE **$2,500**

The library has 5 vehicles: a bookmobile, 2 vans, and 2 utility vehicles, the latter two being 2 years old or less.

524100 – VEHICLE INSURANCE **$2,311**

This amount will cover 5 vehicles: the bookmobile, 2 vans, and 2 utility vehicles. Amount based on information provided by Risk Manager. Slight increase with additional vehicle in FY 14-15.

524101 – COMPREHENSIVE INSURANCE **$250**

Amount based on information provided by Risk Manager.

524900 – DATA PROCESSING EQUIPMENT INSURANCE **$1,141**

Insures computers, servers, and network devices. Amount based on information provided by Risk Manager. Slight increase according to FY 14-15 costs.

525004 – WAN SERVICE CHARGE **$324**

This is a charge set by the State DSIT office for access to the broadband network established for schools and libraries in the state. Slight decrease due to packaging discount.

525020 – PAGERS AND CELL PHONES **$1,108**

5 mobile telephones assigned to 2 couriers, Systems (IT staff), and 1each in Irmo and Cayce-West Columbia Branches for tornado notification. Necessary to communicate safety and emergency warnings and concerns or network issues to Systems (IT) staff that are on call.

525021 – SMART PHONE **$1,908**

This amount represents the cost of a Smart Phone for the Director and Deputy Director to be able to communicate with staff and other agencies throughout the day and night if needed. Increase due to addition Smart Phone for bookmobile staff in order to access library data to better assist patrons, including the library's electronic resources and website, as well as maps and to communicate with patrons throughout the day while on route.

525210 – CONFERENCE & MEETING EXPENSES **$7,500**

This appropriation is used for staff to attend state, regional, and national conferences and other meetings directly related to library services, including the annual meeting and training conference of the SC Library Association, American Library Association and SC Association of School Media Specialists. It also includes funds for educational workshops, training courses, and continuing education programs, especially but not limited to the SC State Library, Midlands Technical College and the USC-School of Library and Information Science. These programs allow staff to update their skills and keep abreast of current developments in libraries and their services, including management and administration of libraries and may be held on-site. Selected staff may attend training classes related to their field of expertise from literacy to computer/network. Specific conference information and course descriptions are made available throughout the year, and staff is chosen based on the benefits to their current job and their specific area of specialization.

525211 – LIBRARY BOARD EXPENSES **$2,000**

The Library Board meets monthly, with special called meetings on occasion. These funds provide a lunch during regular meetings, travel expenses on Library business, costs for workshops or conferences, and other expenses directly related to Board business. Increase reflects FY 14-15 expenses that rose due to inflation.

ORGANIZATION 230099 – LIBRARY/NON-DEPARTMENTAL

525230 – SUBSCRIPTIONS, DUES, AND BOOKS **$166,055**

The largest expenditure in this account is for periodicals, magazines and newspapers that the Library purchases for public use at 10 branches and the Bookmobile. It also includes the cost of subscribing to and maintaining cataloging databases, platforms for downloadable books (3M and Overdrive) and magazines (Zinio), and subscriptions to research databases that are made available online to the public within each branch as well as from a personal computing device. A small amount is used to pay for the dues to professional organizations such as the South Carolina Library Association and the Association of Public Library Administrators. Increases are due to annual rising subscription costs.

525240 – PERSONAL MILEAGE REIMBURSEMENT **$12,000**

Reimbursement for Library staff who are required to travel within the library system as part of their job as well as for those attending local and regional meetings and workshops.

525250 – MOTOR POOL REIMBURSEMENT **$200**

If one or more library assigned vehicles were unavailable, library staff may need to utilize the motor pool to continue to provide resources and programs to the branches and the public in a timely manner.

525400 – GAS, FUEL & OIL **$15,000**

Provides funds for gas, diesel fuel, and oil for 5 vehicles. Cost estimate based on $2.40 (gas) and $2.85 (diesel) per gallon from Fleet Services Manager.

525600 – UNIFORMS & CLOTHING **$200**

Provides uniforms for the library's 3 custodial workers.

525700– EMPLOYEE SERVICE AWARDS **$50**

The Library established an Employee Recognition Program and this account will be used for the plaque and signage.

526500 – LICENSES & PERMITS **$4,335**

The Library presents programs for the public that include movies and documentaries. The license is required for each branch to show copyrighted films to the public. Slight increase based on quote from sole source vendor.

LIBRARY ACCOUNTS BY BRANCH

520103 – LANDSCAPE/GROUNDS MAINTENANCE **$38,460**

Annual contracted landscaping and ground maintenance costs for 10 library facilities.

230005 – $0
230010 – $3,660
230020 – $6,240
230030 – $2,400
230040 – $5,280
230050 – $3,480
230055 – $3,660
230060 – $2,760
230070 – $3,360
230080 – $3,300
230090 – $4,320

520200 – CONTRACTED SERVICES **$65,921**

Contracted costs for to maintain cleanliness and safety of 10 branches including, housekeeping/cleaning services, security services, pest control and testing services.

230005 – $0

230010 – $4,200
Cleaning service – $3,960
Pest control – $240

230020 – $750
Pest control – $500
Elevator and Wheelchair Lift inspections – $250

230030 – $37,841
Security guard – $36,671
Pest control – $420 + $250 for flea treatment = $670
Sprinkler System Test - $500

230040 – $670
Pest control – $420 + $250 for flea treatment = $670

230050 – $5,300
Cleaning service – $4,800
Pest control – $500

230055 – $3,180
Cleaning service – $2,700
Pest control – $480

230060 – $3,180
Cleaning service – $2,700
Pest control – $480

230070 – $3,180
Cleaning service – $2,700
Pest control – $480

LIBRARY ACCOUNTS BY BRANCH

520200 – CONTRACTED SERVICES

Continued:

230080 – $4,440
Cleaning service – $4,200
Pest control – $240

230090 – $3,180
Cleaning service – $2,940
Pest Control – $240

520231 – GARBAGE PICKUP SERVICE **$4,116**

Contracted weekly garbage service pick up for 10 branches

230005	$0	230055	$379
230010	$379	230060	$0
230020	$715	230070	$379
230030	$715	230080	$379
230040	$568	230090	$223
230050	$379		

521000 – OFFICE SUPPLIES **$28,400**

Office supplies include all necessary supplies for daily operation, including pens, pencils, printer ribbons, printed forms, toner, computer paper, file folders, and other miscellaneous items. The amount for Account #230005 reflects the cost of materials used both in the administrative offices and in system-wide programs.

230005	$7,000	230055	$800
230010	$1,600	230060	$850
230020	$5,650	230070	$800
230030	$4,500	230080	$1,000
230040	$4,700	230090	$800
230050	$700		

521100 – DUPLICATING **$2,875**

Pays for the contracted per-copy cost for the public photocopiers.

230005	$800	230055	$125
230010	$250	230060	$100
230020	$500	230070	$200
230030	$250	230080	$200
230040	$300	230090	$50
230050	$100		

LIBRARY ACCOUNTS BY BRANCH

521200 – OPERATING SUPPLIES **$40,150**

The amount in #230005 (Administration) is for supplies such as all housekeeping and cleaning supplies for the main library building and all processing supplies for the books and audiovisual materials that are purchased each year for the centralized services of the Library System (book covers, labels, tapes and glues, repair materials, cases for DVDs and Audio Books, security strips, etc.) and library cards for the patrons.

All general housekeeping supplies for each building, for both staff and patrons. The items are distributed by library staff and contracted cleaning services.

230005	$25,500	230055	$1,100
230010	$1,000	230060	$500
230020	$1,500	230070	$1,000
230030	$3,600	230080	$1,000
230040	$3,500	230090	$250
230050	$1,200		

524000 – BUILDING INSURANCE **$32,240**

Premiums based on information from Risk Management.

230005	$0	230055	$876
230010	$1,633	230060	$1,200
230020	$5,840	230070	$1,365
230030	$8,217	230080	$1,701
230040	$6,877	230090	$973
230050	$3,558		

524201 – GENERAL TORT LIABILITY INSURANCE **$2,845**

Premiums based on information from Risk Management.

230005	$975	230055	$47
230010	$118	230060	$47
230020	$521	230070	$47
230030	$403	230080	$95
230040	$450	230090	$47
230050	$95		

LIBRARY ACCOUNTS BY BRANCH

524202 – SURETY BONDS **$0**

Premiums based on information from Risk Management. Paid every three years.

230005	$0	230055	$0
230010	$0	230060	$0
230020	$0	230070	$0
230030	$0	230080	$0
230040	$0	230090	$0
230050	$0		

525000 – TELEPHONE **$27,040**

In 1996 Congress mandated that the FCC provide discounted telecommunications, Internet connectivity to eligible schools and libraries. In the past the Library had applied for the Federal "E-Rate" Program, administered through the South Carolina State Library. The telephone costs to the Library had been reduced according to each branch's eligibility based on the poverty level of each community's school district. However, the modernization of the "E-Rate" program began in January 2015, and the telecommunications program is being phased out, and so the full services charges are listed by account.

The amount $27,040 is the budgeted based on FY 14-15 charges. The increase in cost is due to the Federal "E-Rate" Program being phased out.

230005	$5,424	230055	$1,917
230010	$1,578	230060	$1,108
230020	$4,623	230070	$1,552
230030	$2,740	230080	$548
230040	$3,637	230090	$548
230050	$3,365		

525041 – EMAIL SERVICE CHARGES **$7,768**

Cost based on $6.75 per account each month.

230005	$2,086	230055	$251
230010	$418	230060	$251
230020	$1,252	230070	$251
230030	$1,171	230080	$334
230040	$1,252	230090	$251
230050	$251		

LIBRARY ACCOUNTS BY BRANCH

525100 - POSTAGE **$10,450**

The library mails letters and notices to patrons about overdue items and to promote public programs. Postage also includes the cost to ship books for interlibrary loan (ILL). In FY 15, the Library began a new revenue program that helped offset postage costs for interlibrary loan which resulted in a slight decrease in cost.

230005	$1,500	230055	$350
230010	$600	230060	$150
230020	$2,300	230070	$250
230030	$2,200	230080	$350
230040	$2,500	230090	$50
230050	$200		

525377 - UTILITIES **$331,552**

Cost for utilities at 10 library branches. Slight decrease based on FY15.

230005	$0	230055	$8,288
230010	$15,446	230060	$7,549
230020	$139,074	230070	$8,190
230030	$46,093	230080	$14,644
230040	$69,790	230090	$7,690
230050	$14,788		

SECTION VI. D. – CAPITAL LINE ITEM NARRATIVES

ORGANIZATION 230099 – LIBRARY/NON-DEPARTMENTAL

540000 – SMALL TOOLS & MINOR EQUIPMENT **$14,000**

Funds are used to purchase office and library machines and equipment in order to move and display library materials and resources.

540002 - MICROFORMS **$6,755**

Funds are used to purchase periodicals, magazines, and newspapers on microfilm and microfiche and genealogical material on microfilm, ex. census records. Slight increase due to vendor charges.

540004 – CD-ROM PURCHASES/SUBSCRIPTIONS **$500**

The Library provides a few CD-ROM databases on its automation system as well as databases.

540006 – LIBRARY MATERIALS (BOOKS, AUDIOVISUAL) **$1,054,472**

Main account used for purchasing the Library's books, eBooks and audio visual materials (DVDs, audiobooks, etc.) for public use for the Main Library, 9 branches and the bookmobile.

540010 – MINOR SOFTWARE **$4,000**

Patron Training and Technology programs are a vital part of library services. As new technologies and services evolve, software is identified and/or upgraded to provide the public with access to software that will enable them to complete academic and personal business. As the library adds new formats and services, related software must be updated. These are one-time expenditures that can be maintained under the Technical Currency & Support Account.

CARPET FLOORING-LEXINGTON MAIN **$95,053**

Replace existing carpet in upstairs public areas. Current carpet is original to building (1997). Recommendation and quote from Building Services Manager.

DATA CLOSET-LEXINGTON MAIN **$6,000**

Install data infrastructure in order to upgrade Technology Area for Youth Services area at Lexington Main Library. The Friends of the Lexington Main Library have raised $23,000 in support of this project. Quote from Building Services Manager.

DATA CLOSET-LEXINGTON MAIN **$1,400**

Data lines to support completion of Technology Area listed above at Lexington Main Library. Quote from DNS.

(2) HVAC – CHAPIN **$20,700**

Replaces 2 HVAC units at Chapin Branch. Recommended according to replacement schedule and quoted by Building Services Manager.

UPGRADE LIGHTING-BATESBURG-LEESVILLE **$19,998**

The existing fixtures are over 45 years old and do not illuminate adequately, creating a safety issue. Replacement parts are no longer available. Recommended and quoted by Building Services Manager.

CARPET FLOORING-CHAPIN **$5,481**

Replace existing carpet in Meeting Room. Carpet is stained and pulling away from flooring. Recommended and quoted by Building Services Manager.

ORGANIZATION 230099 – LIBRARY/NON-DEPARTMENTAL

PAINT-BATESBURG-LEESVILLE **$17,360**
Pressure washing, painting and sealing exterior walls and interior accent walls in restroom. Recommended and quoted by Building Services Manager.

ADA COMPLIANT SLIDING DOORS –GASTON **$16,989**
The current doors are utilized by the public who may have young children and/or a physical disability. The current doors are heavy and dangerous to enter and exit. Recommended and quoted by Building Services.

CARPET REPLACEMENT–GASTON **$7,073**
Replace existing carpet in adult materials and computer areas. Recommended and quoted by Building Services.

RECONSTRUCT PUBLIC SERVICE DESK-CAYCE-WEST COLUMBIA **$7,370**
Reconstruct original Youth Services Desk installed in 1993. Desk is incompatible with computer and technology services for the public. Recommended and quoted by Building Services.

CONSTRUCT WORKROOM-CAYCE-WEST COLUMBIA **$5,663**
Reconstruct work space for Reference/Technology staff in existing storage area in order to provide staff with adequate computer and technology access and workspace to assist the public effectively. Recommended and quoted by Building Services.

REPLACE CARPET- PELION **$2,015**
Replace carpet on columns in public areas of building. Carpet is original and frayed. Recommended and quoted by Building Services.

(4) **NETWORK SWITCHES** **$12,000**
Due to patron needs, expanding network services requires port switches at South Congaree-Pine Ridge, Chapin, Gaston and Pelion.

STACK CABLES **$384**
Necessary peripherals to support network switches listed above.

(4) **UNINTERRUPTED POWER SUPPLY (UPS)** **$1,100**
Necessary power support in branches as security cameras and equipment were added in previous FY.

(8) **LAPTOPS FOR MOBILE LAB** **$9,616**
Continued requests from the public for technology workshops support the need for a dedicated set of laptops to conduct patron training.

(2) **BLACK AND WHITE PRINTERS-Replacements** **$3,307**
Replacements for printers used in the public computing areas. Current printer toner is no longer available due to age of equipment.

**** Total Capital** **$1,311,236**

SECTION III

COUNTY OF LEXINGTON
NEW PROGRAM-Reclassification POSN 000672
2300-230005
Annual Budget
Fiscal Year - 2015-16

Fund: 2300
Division: 230005
Organization: Library Reclassification POSN 000672

Object Code	Expenditure Classification	BUDGET 2015-16 Requested	2015-16 Recommend	2015-16 Approved
	Personnel	Grade 6 to Grade 11		
510100	Salaries & Wages -	35,031 to 47,000		
510200	Overtime			
511112	FICA Cost	2,680 to 3,596		
511113	State Retirement	3,875 to 5,198		
511120	Insurance Fund Contribution -	~~105 to 141~~		
511130	Workers Compensation	105 to 141		
511213	State Retirement - Retiree			
	* **Total Personnel**	**41,691 to 55,935** = 14244		
	Operating Expenses			
520300	Professional Services			
520702	Technical Currency & Support			
520800	Outside Printing			
521000	Office Supplies			
521100	Duplicating			
521200	Operating Supplies			
524000	Building Insurance			
524201	General Tort Liability Insurance			
524202	Surety Bonds -			
525000	Telephone			
525021	Smart Phone Charges			
525041	E-mail Service Charges -			
525100	Postage			
525110	Other Parcel Delivery Service			
525210	Conference & Meeting Expense			
525230	Subscriptions, Dues, & Books			
525240	Personal Mileage Reimbursement			
525300	Utilities - Admin. Bldg.			
	* **Total Operating**	**0**		
	** **Total Personnel & Operating**	41691 to **55,935** = 14244		
	Capital			
540000	Small Tools & Minor Equipment			
540010	Minor Software			
	All Other Equipment			
	** **Total Capital**	**0**		
	*** **Total Budget Appropriation**	41691 to **55,935** = 14244		

SECTION V. – PROGRAM OVERVIEW

230005 – New Program/Reclassification
Bookkeeper/Library Assistant II POSN 672
to Financial Services Coordinator

The Library currently has one staff member responsible for all Library System financial operations. This individual's essential job duties have increased and changed over the last three years requiring her to manage all major financial and accounting procedures for the Library System.

As the types of resources, materials and services that the Library offers continue to transform and grow to meet the public's expectations, additional duties in addition to current responsibilities have changed the scope of the Library's Bookkeeper's position. Currently, the Bookkeeper is now coordinating and managing Library financial operations for all ten library branch expenditures, including tracking all accounts to move money when necessary, and creating and processing all Library invoices and financial documents for payment according to County financial and procurement procedures. This employee generates all requisitions, administrative budgetary transfers and change orders for Library materials, supplies, and equipment orders. Reconciling bank and all other pertinent accounting information for the Library's annual audit is the responsibility of this employee.

The Library's local and state funding are monitored, tracked and updated by this library employee. The responsibility of determining when to move library funds between accounts to ensure funds are available in the correct account is done by this individual. Assisting with the preparation of the Library Budget by collecting costs and quotes from vendors and analyzing trends are specific duties performed by this employee.

In order to maintain the Library's fiscal accountability, this employee must consistently manage all of the financial operations optimally. These responsibilities would include interfacing with the County's banking institution and the County's Finance and Procurement Departments, posting detailed financial information, and monitoring all Library local and state accounts, including any Federal grants.

This full time Bookkeeper position needs to be changed to a Financial Services Coordinator and reclassified to meet the current duties that are being performed. The amount difference that this reclassification will make is only an additional ($14,244).

The Financial Services Coordinator (grade 11) would report to the Director.

SECTION III

COUNTY OF LEXINGTON
NEW PROGRAM-Reclassification POSN 001543
2300-230005
Annual Budget
Fiscal Year - 2015-16

Fund: 2300
Division: 230005
Organization: Library Reclassification POSN 001543

Object Code	Expenditure Classification		BUDGET 2015-16 Requested	2015-16 Recommend	2015-16 Approved
	Personnel		Grade 14 to Grade 17		
510100	Salaries & Wages -		48,002 to 54,000		
510200	Overtime		2		
511112	FICA Cost		3,674 to 4,131		
511113	State Retirement		5,309 to 5,972		
511120	Insurance Fund Contribution -				
511130	Workers Compensation		144 to 162		
511213	State Retirement - Retiree				
	*** Total Personnel**		**57,127 to 64,265** = 7138		
	Operating Expenses				
520300	Professional Services				
520702	Technical Currency & Support				
520800	Outside Printing				
521000	Office Supplies				
521100	Duplicating				
521200	Operating Supplies				
524000	Building Insurance				
524201	General Tort Liability Insurance				
524202	Surety Bonds -				
525000	Telephone				
525021	Smart Phone Charges				
525041	E-mail Service Charges -				
525100	Postage				
525110	Other Parcel Delivery Service				
525210	Conference & Meeting Expense				
525230	Subscriptions, Dues, & Books				
525240	Personal Mileage Reimbursement				
525300	Utilities - Admin. Bldg.				
	*** Total Operating**		**0**		
	**** Total Personnel & Operating**		57127 to 64,265 = 7,138		
	Capital				
540000	Small Tools & Minor Equipment				
540010	Minor Software				
	All Other Equipment				
	**** Total Capital**		**0**		
	***** Total Budget Appropriation**		57127 to 64,265 = 7138		

SECTION V. – PROGRAM OVERVIEW

230005 - New Program/Reclassification
PC LAN I POSN 1543
to PC LAN SPECIALIST III

The Library currently has two PC LAN I staff members. However, one individual's job duties and responsibilities have changed drastically with the changes in technology and network systems. This individual assists the Systems Librarian and Library Administration regarding the development, implementation, and maintenance of network systems, and computer hardware and business software for the Library System. The duties include evaluating hardware and software requirements and analyzing emerging trends in network technology to support the Library's infrastructure. Recommending new technology and services that improve efficiency, productivity and mitigate costs are part of the job duties.

The greatest portion of this individual's job is configuring and updating the Library's firewall, modifying and updating web content filter, packet shaper and installing and configuring switches, including main core switches. The actual current duties include maintaining the Library's servers and client systems. Building application servers and database servers, as well as, migrating existing databases are part of this job. Basic to this job are assisting with regular security updates and patch update, also.

Researching technology improvements, evaluating and identifying cost savings of new technology and new products to recommend is this staff member's responsibility. Library network communications with vendors regarding functionality, pricing and technical requirements is handled by this employee. Replacing the Library's existing environment with a virtual environment will be spearheaded by this individual.

This employee also administers the Library's secure LAN/WAN (among ten branches) infrastructure that delivers secure wireless and wired network services for library patrons and staff. Evaluating, supporting, and upgrading wireless access and connectivity to ensure available bandwidth throughout the library system takes a considerable amount of time away from other duties that this individual performs. The money amount difference this is ~~($10,515)~~ (7,138) is minimal for the workload that this individual currently handles.

This PC LAN position needs to be reclassified to meet the current demands and duties that are being performed by this employee.

The PC LAN Specialist III (grade 17) would report to the Systems Librarian.

SECTION III

COUNTY OF LEXINGTON
NEW PROGRAM-INCREASE HOURS FROM 20 TO 25 POSN 000734
2300-230060
Annual Budget
Fiscal Year - 2015-16

Fund: 2300
Division: 230060
Organization: Library POSN 000734

Object Code	Expenditure Classification	BUDGET 2015-16 Requested	2015-16 Recommend	2015-16 Approved
	Personnel			
510100	Salaries & Wages -	2,935		
510200	Overtime			
511112	FICA Cost	225 ~~1,123~~		
511113	State Retirement	325 ~~1,623~~		
511120	Insurance Fund Contribution -			
511130	Workers Compensation	9 ~~44~~		
511213	State Retirement - Retiree			
	*** Total Personnel**	~~5,725~~ 3494		
	Operating Expenses			
520300	Professional Services			
520702	Technical Currency & Support			
520800	Outside Printing			
521000	Office Supplies			
521100	Duplicating			
521200	Operating Supplies			
524000	Building Insurance			
524201	General Tort Liability Insurance			
524202	Surety Bonds -			
525000	Telephone			
525021	Smart Phone Charges			
525041	E-mail Service Charges -			
525100	Postage			
525110	Other Parcel Delivery Service			
525210	Conference & Meeting Expense			
525230	Subscriptions, Dues, & Books			
525240	Personal Mileage Reimbursement			
525300	Utilities - Admin. Bldg.			
	*** Total Operating**	0		
	**** Total Personnel & Operating**	~~5,725~~ 3494		
	Capital			
540000	Small Tools & Minor Equipment			
540010	Minor Software			
	All Other Equipment			
	**** Total Capital**	0		
	***** Total Budget Appropriation**	3494 ~~5,725.~~		

SECTION V. – PROGRAM OVERVIEW

230060 ~~& 230090 New Programs~~
POSN 734, ~~1263, 695, 738~~
Library Assistant I pt– increase hours for 4 PT positions from 20 to 25 hours per work week

(2) Part-Time Assistant I's at Swansea Branch Library and
~~(2) Part-Time Assistant I's at Gilbert-Summit Branch Library~~

South Carolina Public Library Standards, revised in 2012 indicate minimum staffing levels of .5 FTE per 1000 capita and a target staffing rate of .75 FTE per 1000. The Library currently has **103** FTEs and should have a minimum of **131** FTEs with a target of 196 FTEs.

As the services and programs of the Library System continue to increase and change to meet the public expectations, the Library must continue to find the most cost effective ways to maintain quality services and resources. The Library's current direction and focus is to offer more public technology and literacy trainings. The Library has evaluated the developing needs within the Swansea and Gilbert-Summit communities and determined that it will be more cost effective to request additional hours be added to all four (4) part time positions who currently have difficulty handling increased workloads efficiently. There are many times when an employee has covered these branch operations for up to an 8 hour day alone. Not only is this a safety issue, but it is a detriment to the level of basic service that can be offered to the public. Basic Library service of assisting patrons who are checking out materials and/or using the Internet or other services can only be offered in situations such as this. The increased demands of Library staff to assist patrons with downloading eBook materials, assisting with job applications, and helping train in the use of mobile devices and more importantly developing and implementing trainings and programs that match the needs of the citizens from these communities is compromised when only one employee is operating a branch.

Specifically, these four (4) 25 hour Library employees would maintain a consistent and efficient level of service that Library patrons deserve, especially in regards to children, teen and adult programs, training, materials and resources. In order to strengthen the Library's high quality service to the public to meet public expectations, community needs, and to provide a safe, secure place of employment for library employees, these additional part-time hours will help. This small, systematic approach in two Lexington County communities costs very little (~~$11,558~~ $ 3,494) but extends the Library's ability to sustain excellent public library services.

These part- time Library Assistant I's (grade 3) report to the Branch Managers.

SECTION III

COUNTY OF LEXINGTON
NEW PROGRAM-INCREASE HOURS FROM 20 PER WEEK TO 25 POSN 001263
2300-230060
Annual Budget
Fiscal Year - 2015-16

Fund: 2300
Division: 230060
Organization: Library POSN 001263

Object Code	Expenditure Classification	BUDGET 2015-16 Requested	2015-16 Recommend	2015-16 Approved
	Personnel			
510100	Salaries & Wages -	2,972		
510200	Overtime			
511112	FICA Cost	227 ~~1,137~~		
511113	State Retirement	329 ~~1,644~~		
511120	Insurance Fund Contribution -			
511130	Workers Compensation	9 ~~45~~		
511213	State Retirement - Retiree			
	*** Total Personnel**	~~5,798~~ 3537		
	Operating Expenses			
520300	Professional Services			
520702	Technical Currency & Support			
520800	Outside Printing			
521000	Office Supplies			
521100	Duplicating			
521200	Operating Supplies			
524000	Building Insurance			
524201	General Tort Liability Insurance			
524202	Surety Bonds -			
525000	Telephone			
525021	Smart Phone Charges			
525041	E-mail Service Charges -			
525100	Postage			
525110	Other Parcel Delivery Service			
525210	Conference & Meeting Expense			
525230	Subscriptions, Dues, & Books			
525240	Personal Mileage Reimbursement			
525300	Utilities - Admin. Bldg.			
	*** Total Operating**	0		
	**** Total Personnel & Operating**	~~5,798~~ 3537		
	Capital			
540000	Small Tools & Minor Equipment			
540010	Minor Software			
	All Other Equipment			
	**** Total Capital**	0		
	***** Total Budget Appropriation**	3537 ~~5,798~~		

SECTION V. – PROGRAM OVERVIEW

230060 & ~~230090~~ New Programs
POSN ~~734~~, 1263, ~~695~~, ~~738~~
Library Assistant I pt– increase hours for 4 PT positions from 20 to 25 hours per work week

(2) Part-Time Assistant I's at Swansea Branch Library and
~~(2) Part-Time Assistant I's at Gilbert-Summit Branch Library.~~

South Carolina Public Library Standards, revised in 2012 indicate minimum staffing levels of .5 FTE per 1000 capita and a target staffing rate of .75 FTE per 1000. The Library currently has **103** FTEs and should have a minimum of **131** FTEs with a target of 196 FTEs.

As the services and programs of the Library System continue to increase and change to meet the public expectations, the Library must continue to find the most cost effective ways to maintain quality services and resources. The Library's current direction and focus is to offer more public technology and literacy trainings. The Library has evaluated the developing needs within the Swansea and Gilbert-Summit communities and determined that it will be more cost effective to request additional hours be added to all four (4) part time positions who currently have difficulty handling increased workloads efficiently. There are many times when an employee has covered these branch operations for up to an 8 hour day alone. Not only is this a safety issue, but it is a detriment to the level of basic service that can be offered to the public. Basic Library service of assisting patrons who are checking out materials and/or using the Internet or other services can only be offered in situations such as this. The increased demands of Library staff to assist patrons with downloading eBook materials, assisting with job applications, and helping train in the use of mobile devices and more importantly developing and implementing trainings and programs that match the needs of the citizens from these communities is compromised when only one employee is operating a branch.

Specifically, these four (4) 25 hour Library employees would maintain a consistent and efficient level of service that Library patrons deserve, especially in regards to children, teen and adult programs, training, materials and resources. In order to strengthen the Library's high quality service to the public to meet public expectations, community needs, and to provide a safe, secure place of employment for library employees, these additional part-time hours will help. This small, systematic approach in two Lexington County communities costs very little (~~$11,558~~ $3537) but extends the Library's ability to sustain excellent public library services.

These part- time Library Assistant I's (grade 3) report to the Branch Managers.

SECTION III

COUNTY OF LEXINGTON
NEW PROGRAM LIBRARY ASSISTANT I - PART TIME
2300-230080
Annual Budget
Fiscal Year - 2015-16

Fund: 2300
Division: 230080
Organization: Library Pelion

Object Code	Expenditure Classification	2015-16 Requested	BUDGET 2015-16 Recommend	BUDGET 2015-16 Approved
	Personnel			
510100	Salaries & Wages -	11,745		
510200	Overtime			
511112	FICA Cost	899		
511113	State Retirement	1,299		
511120	Insurance Fund Contribution -			
511130	Workers Compensation	36		
511213	State Retirement - Retiree			
	*** Total Personnel**	**13,979**		
	Operating Expenses			
520300	Professional Services			
520702	Technical Currency & Support			
520800	Outside Printing			
521000	Office Supplies			
521100	Duplicating			
521200	Operating Supplies			
524000	Building Insurance			
524201	General Tort Liability Insurance			
524202	Surety Bonds -			
525000	Telephone			
525021	Smart Phone Charges			
525041	E-mail Service Charges -			
525100	Postage			
525110	Other Parcel Delivery Service			
525210	Conference & Meeting Expense			
525230	Subscriptions, Dues, & Books			
525240	Personal Mileage Reimbursement			
525300	Utilities - Admin. Bldg.			
	*** Total Operating**	**0**		
	**** Total Personnel & Operating**	**13,979**		
	Capital			
540000	Small Tools & Minor Equipment			
540010	Minor Software			
	All Other Equipment			
	**** Total Capital**	**0**		
	***** Total Budget Appropriation**	**13,979**		

SECTION V. – PROGRAM OVERVIEW

230080 – New Program
Part-time Library Assistant I
Pelion Branch Library

The Pelion Branch Library is one of the three medium size branch libraries of the Lexington County Library System. It is open 40 hours per week and currently has two full time and three part time staff members for a total of 4.0 FTEs.

This medium branch has seen an increase in circulation of 32% over the last five years. Statistics also indicate heavy public computer usage in Pelion, specifically in job related transactions. Library services continue to change and evolve and staff members are responsible for traditional circulation job duties, but they also are responsible for assisting the public with their computer and research needs. The community relies on this branch library to provide both technological, educational and recreational information and services. The branch, the "hub of the community" has had requests for additional outreach programming through their partnerships with the schools, daycares, the Senior Center, and other community organizations. Not only are library staff devoted to providing children's and teen programs but they have also increased the number of adult programs, such as legal, health and financial workshops, especially for senior citizens.

Therefore, I am requesting that a new part time Library Assistant I be added (total funding $13,979). In order to maintain the high quality level of service to the citizens of Lexington County and to ensure the safety of the employees in the Pelion Branch Library this part time position is a necessity.

This part-time Library Assistant I (grade 3) reports to the Branch Librarian.

SECTION III

COUNTY OF LEXINGTON
NEW PROGRAM-INCREASE HOURS FROM 20 PER WEEK TO 25 POSN 000738
2300-230090
Annual Budget
Fiscal Year - 2015-16

Fund: 2300
Division: 230090
Organization: Library POSN 000738

Object Code	Expenditure Classification	BUDGET 2015-16 Requested	2015-16 Recommend	2015-16 Approved
	Personnel			
510100	Salaries & Wages -	3,054		
510200	Overtime			
511112	FICA Cost	234 ~~1,168~~		
511113	State Retirement	338 ~~1,689~~		
511120	Insurance Fund Contribution -			
511130	Workers Compensation	9 ~~46~~		
511213	State Retirement - Retiree			
	*** Total Personnel**	~~5,957~~ 3635		
	Operating Expenses			
520300	Professional Services			
520702	Technical Currency & Support			
520800	Outside Printing			
521000	Office Supplies			
521100	Duplicating			
521200	Operating Supplies			
524000	Building Insurance			
524201	General Tort Liability Insurance			
524202	Surety Bonds -			
525000	Telephone			
525021	Smart Phone Charges			
525041	E-mail Service Charges -			
525100	Postage			
525110	Other Parcel Delivery Service			
525210	Conference & Meeting Expense			
525230	Subscriptions, Dues, & Books			
525240	Personal Mileage Reimbursement			
525300	Utilities - Admin. Bldg.			
	*** Total Operating**	0		
	**** Total Personnel & Operating**	~~5,957~~ 3635		
	Capital			
540000	Small Tools & Minor Equipment			
540010	Minor Software			
	All Other Equipment			
	**** Total Capital**	0		
	***** Total Budget Appropriation**	3635 ~~5,957~~		

SECTION V. – PROGRAM OVERVIEW

~~230060~~ & 230090-New Programs
POSN ~~734~~, ~~1263~~, 695, ~~738~~
Library Assistant I pt– increase hours for 4 PT positions from 20 to 25 hours per work week

~~(2) Part-Time Assistant I's at Swansea Branch Library and~~
(4) Part-Time Assistant I's at Gilbert-Summit Branch Library

South Carolina Public Library Standards, revised in 2012 indicate minimum staffing levels of .5 FTE per 1000 capita and a target staffing rate of .75 FTE per 1000. The Library currently has **103** FTEs and should have a minimum of **131** FTEs with a target of 196 FTEs.

As the services and programs of the Library System continue to increase and change to meet the public expectations, the Library must continue to find the most cost effective ways to maintain quality services and resources. The Library's current direction and focus is to offer more public technology and literacy trainings. The Library has evaluated the developing needs within the Swansea and Gilbert-Summit communities and determined that it will be more cost effective to request additional hours be added to all four (4) part time positions who currently have difficulty handling increased workloads efficiently. There are many times when an employee has covered these branch operations for up to an 8 hour day alone. Not only is this a safety issue, but it is a detriment to the level of basic service that can be offered to the public. Basic Library service of assisting patrons who are checking out materials and/or using the Internet or other services can only be offered in situations such as this. The increased demands of Library staff to assist patrons with downloading eBook materials, assisting with job applications, and helping train in the use of mobile devices and more importantly developing and implementing trainings and programs that match the needs of the citizens from these communities is compromised when only one employee is operating a branch.

Specifically, these ~~four~~ (4) 25 hour Library employees would maintain a consistent and efficient level of service that Library patrons deserve, especially in regards to children, teen and adult programs, training, materials and resources. In order to strengthen the Library's high quality service to the public to meet public expectations, community needs, and to provide a safe, secure place of employment for library employees, these additional part-time hours will help. This small, systematic approach in two Lexington County communities costs very little (~~$11,558~~) but extends the Library's ability to sustain excellent public library services. #3635

These part- time Library Assistant I's (grade 3) report to the Branch Managers.

SECTION III

COUNTY OF LEXINGTON
NEW PROGRAM-INCREASE HOURS FROM 20 PER WEEK TO 25 POSN 000695
2300-230090
Annual Budget
Fiscal Year - 2015-16

Fund: 2300
Division: 230090
Organization: Library POSN 000695

Object Code	Expenditure Classification	BUDGET 2015-16 Requested	2015-16 Recommend	2015-16 Approved
	Personnel			
510100	Salaries & Wages -	3,197		
510200	Overtime			
511112	FICA Cost	245 ~~1,223~~		
511113	State Retirement	354 ~~1,768~~		
511120	Insurance Fund Contribution -			
511130	Workers Compensation	10 ~~48~~		
511213	State Retirement - Retiree			
	*** Total Personnel**	~~6,236~~ 3806		
	Operating Expenses			
520300	Professional Services			
520702	Technical Currency & Support			
520800	Outside Printing			
521000	Office Supplies			
521100	Duplicating			
521200	Operating Supplies			
524000	Building Insurance			
524201	General Tort Liability Insurance			
524202	Surety Bonds -			
525000	Telephone			
525021	Smart Phone Charges			
525041	E-mail Service Charges -			
525100	Postage			
525110	Other Parcel Delivery Service			
525210	Conference & Meeting Expense			
525230	Subscriptions, Dues, & Books			
525240	Personal Mileage Reimbursement			
525300	Utilities - Admin. Bldg.			
	*** Total Operating**	0		
	**** Total Personnel & Operating**	~~6,236~~ 3806		
	Capital			
540000	Small Tools & Minor Equipment			
540010	Minor Software			
	All Other Equipment			
	**** Total Capital**	0		
	***** Total Budget Appropriation**	3806 ~~6,236~~		

SECTION V. – PROGRAM OVERVIEW

~~230060~~ & 230090-New Programs
POSN ~~734, 1263, 695~~, 738
Library Assistant I pt– increase hours for 4 PT positions from 20 to 25 hours per work week

~~(2) Part-Time Assistant I's at Swansea Branch Library and~~
(4) Part-Time Assistant I's at Gilbert-Summit Branch Library

South Carolina Public Library Standards, revised in 2012 indicate minimum staffing levels of .5 FTE per 1000 capita and a target staffing rate of .75 FTE per 1000. The Library currently has **103** FTEs and should have a minimum of **131** FTEs with a target of 196 FTEs.

As the services and programs of the Library System continue to increase and change to meet the public expectations, the Library must continue to find the most cost effective ways to maintain quality services and resources. The Library's current direction and focus is to offer more public technology and literacy trainings. The Library has evaluated the developing needs within the Swansea and Gilbert-Summit communities and determined that it will be more cost effective to request additional hours be added to all four (4) part time positions who currently have difficulty handling increased workloads efficiently. There are many times when an employee has covered these branch operations for up to an 8 hour day alone. Not only is this a safety issue, but it is a detriment to the level of basic service that can be offered to the public. Basic Library service of assisting patrons who are checking out materials and/or using the Internet or other services can only be offered in situations such as this. The increased demands of Library staff to assist patrons with downloading eBook materials, assisting with job applications, and helping train in the use of mobile devices and more importantly developing and implementing trainings and programs that match the needs of the citizens from these communities is compromised when only one employee is operating a branch.

Specifically, these ~~four~~ (4) 25 hour Library employees would maintain a consistent and efficient level of service that Library patrons deserve, especially in regards to children, teen and adult programs, training, materials and resources. In order to strengthen the Library's high quality service to the public to meet public expectations, community needs, and to provide a safe, secure place of employment for library employees, these additional part-time hours will help. This small, systematic approach in two Lexington County communities costs very little (~~$11,558~~) but extends the Library's ability to sustain excellent public library services. * 3806

These part- time Library Assistant I's (grade 3) report to the Branch Managers.

COUNTY OF LEXINGTON
LIBRARY ESCROW
Annual Budget
Fiscal Year - 2015-16

Object Code	Revenue Account Title	Actual 2013-14	Received Thru Dec 2014-15	Amended Budget Thru Dec 2014-15	Projected Revenues Thru Jun 2014-15	Requested 2015-16	Recommend 2015-16	Approved 2015-16
	***Library Escrow 2310:**							
	Revenues:							
410000	Current Property Taxes	0	0	10	10	10		
411000	Current Vehicle Taxes	0	0	10	10	10		
413000	Delinquent Taxes	2	0	10	10	10		
414000	Delinquent Tax Penalties	0	0	10	10	10		
417100	Fee in Lieu of Taxes	1,366	(369)	1,000	1,000	1,000		
417130	FILOT - Manufacturers Tax Exemption	137	0	125	125	125		
	Total Property Tax Revenue	1,505	(369)	1,165	1,165	1,165	0	0
	Other Revenues:							
434900	Library Non-Resident User Fee	19,221	7,595	18,000	18,000	18,000		
461000	Investment Interest	64	30	250	250	250		
469100	Gifts & Donations	2,044	192	3,000	3,000	1,500		
	Total Other Revenue	21,329	7,817	21,250	21,250	19,750	0	0
	**** Total Revenue**	22,834	7,448	22,415	22,415	20,915	0	0
	*****Total Appropriation**				89,703	31,835	0	0
	Capital Contingency - Add-Back				42,050			
	FUND BALANCE Beginning of Year				45,436	20,198	20,198	20,198
	FUND BALANCE - Projected End of Year				20,198	9,278	20,198	20,198

Fund 2310
Division: Library
Organization: 230099 - Non-departmental

Object Code	Expenditure Classification	2012-13 Expenditure	2013-14 Expend. (Dec)	2013-14 Amended (Dec)	2014-15 Requested	*BUDGET* 2014-15 Recommend	2014-15 Approved
	Operating Expenses						
521200	Operating Supplies	13,008	2,780	15,992	15,000		
	*** Total Operating**	**13,008**	**2,780**	**15,992**	**15,000**	**0**	**0**
	Capital						
540001	Books	0	0	2,000	0		
540000	Small Tools & Minor Equipment	0	0	0	15,000		
540005	Gifts & Donation Purchases	8,525	3,293	15,475	0		
549904	Capital Contingency	0	0	42,050	0		
	All Other Equipment	6,865	9,646	14,186	1,835		
	**** Total Capital**	**15,390**	**12,939**	**73,711**	**16,835**	**0**	**0**
	***** Total Budget Appropriation**	**28,398**	**15,719**	**89,703**	**31,835**	**0**	**0**

SECTION IV

COUNTY OF LEXINGTON
Capital Item Summary
Fiscal Year - 2015-16

Fund # 2310 Fund Title: Library Escrow Funds
Organization # 230099 Organization Title: Non-departmental
Program # Program Title:

Qty	Item Description	***BUDGET*** 2015-16 Requested Amount
540000	Small Tool & Equipment	15,000
5AF	(1) Digital Camera - GA repl.	200
5AF	(8) Inflex Task Chairs - SCPR repl.	1,635

** **Total Capital (Transfer Total to Section III)** **16,835**

SECTION VI. - LINE ITEM NARRATIVES

SECTION VI. A. - LISTING OF REVENUES

434900 – LIBRARY NON-RESIDENT FEES **$18,000**

This fee of $35.00 per person is collected from non-residents of Lexington County who wish to get a library card. The amount of the fee is based on the amount of taxes the average household in Lexington County pays for library services, including operating budget and bond repayment.

461000 – INVESTMENT INTEREST **$250**

469100 – GIFTS AND DONATIONS **$1,500**

The library receives each year gifts for purchasing items in memory or honor of an individual.

SECTION VI. C. - OPERATING LINE ITEM NARRATIVES

521200 – OPERATING SUPPLIES **$15,000**

These funds are used to buy supplies and incentives for readers for the Summer Reading Program system wide. Participation in these literacy programs increases annually and the slight increase reflects the materials needed for rise in the number of participants.

SECTION VI. D. - CAPITAL LINE ITEM NARRATIVES

540000 – SMALL TOOLS AND EQUIPMENT **$15,000**

This represents expenditures of regular gifts received by the library usually in memory or honor of a person. These funds are non-designated.

(1) DIGITAL CAMERA–GASTON **$200**

Photographs of programs and displays are important for promoting and recording services and needs.

(8) TASK CHAIRS-SOUTH CONGAREE-PINE RIDGE **$1,635**

Replacement chairs for public computer stations. Current chairs are worn.

Total capital **$16,835**

COUNTY OF LEXINGTON
LIBRARY STATE FUNDS
Annual Budget
Fiscal Year - 2015-16

Object Code	Revenue Account Title	Actual 2013-14	Received Thru Dec 2014-15	Amended Budget Thru Dec 2014-15	Projected Revenues Thru Jun 2014-15	Requested 2015-16	Recommend 2015-16	Approved 2015-16
	***Library State Funds 2330:**							
	Revenues:							
429000	State Aid	327,989	119,839	327,989	327,989	196,793		
	**** Total Revenue**	327,989	119,839	327,989	327,989	196,793	0	0
	*****Appropriation Total**				327,989	196,793	0	0
	FUND BALANCE Beginning of Year				0	0	0	0
	FUND BALANCE - Projected End of Year				0	0	0	0

Fund 2330
Division: Library Division
Organization: 230099 - Non-departmental

Object Code	Expenditure Classification	2013-14 Expenditure	2014-15 Expend. (Dec)	2014-15 Amended (Dec)	BUDGET 2015-16 Requested	2015-16 Recommend	2015-16 Approved
	Operating Expenses						
520702	Technical Currency & Support	7,891	287	2,948	0		
525210	Conference, Meeting & Training Expenses	6,859	7,159	13,100	7,500		
525230	Subscriptions, Dues, & Books	11,263	0	0	0		
	**** Total Operating Expenses**	**26,013**	**7,446**	**16,048**	**7,500**	**0**	**0**
	Capital						
540006	Library Materials (Books, Audio Mat.)	172,039	0	145,250	82,909		
540010	Minor Software	0	409	410	0		
	All Other Equipment	129,939	69,232	166,281	106,384		
	**** Total Capital**	**301,978**	**69,641**	**311,941**	**189,293**	**0**	**0**
	***** Total Budget Appropriation**	**327,991**	**77,087**	**327,989**	**196,793**	**0**	**0**

SECTION IV

COUNTY OF LEXINGTON
Capital Item Summary
Fiscal Year - 2015-16

Fund # 2330 Fund Title: Library State Aid Funds
Organization # 230099 Organization Title: Library/Non-Department/Branches
Program # Program Title:

Qty	Item Description	***BUDGET*** 2015-16 Requested Amount
540006	Books Library Materials	82,909
5AF	(20) Computer - repl	18,565
5AF	(1) Bookmobile Generator repl.	10,000
5AF	(1) Microfilm Reader/Printer repl. - LE Main	14,000
5AF	(4) Color Printers - repl	2,850
5AF	Furniture for Lexington Main Library repl.	41,420
5AF	(1) Projector for Mobile Lab	998
5AF	(24) Chairs for Meeting Room - GA repl.	7,587
5AF	(12) Chairs - PE repl.	6,664
5AF	(1) Multimedia Display - SW	650
5AF	(1) Multimedia Spinner - SW	750
5AF	(1) Paperback Spinner - PE	900
5AF	(2) Revolving Displays - CWC	2,000
	** **Total Capital (Transfer Total to Section III)**	**189,293**

SECTION V. – STATE AID PROGRAM OVERVIEW

State aid provides additional funding for public libraries to assist them in providing basic levels of service to South Carolina citizens. The library primarily uses these funds for technology, training and library materials. Funds can also be used to purchase a vehicle to support public services. The library system is compliant with all statutory regulations set forth in the South Carolina Code of Laws, Section 60-1-90, and the South Carolina Code of Regulations, Vol. 26, Chapter 75-1-2 (Supp 2005.)

In FY 16, the Library will use the SC State Aid to continue our scheduled replacement program of PCs and monitors and related equipment. A portion of the FY 16 State Aid funds will be used to pay for training and conference attendance for our staff. State Aid funds always supplement our County budget for books, eBooks, and other library materials. The amount used for budget purposes for State Aid for FY 2016 is $0.75 per capita, a figure that can be adjusted upward (or downward) if necessary.

SECTION VI - LINE ITEM NARRATIVES

ORGANIZATION 230099 – LIBRARY/NON-DEPARTMENTAL
SECTION VI A - LISTING OF REVENUES

429000 –STATE AID **$196,793**

This amount of state aid is based on the Legislature's estimated approval of $0.75 per capita. The County population in the 2010 Census was 262,391.

ORGANIZATION 230099 – LIBRARY/NON-DEPARTMENTAL
SECTION VI C - OPERATING LINE ITEM NARRATIVES

525210 – CONFERENCES AND MEETING EXPENSES **$7,500**

This appropriation is used for staff to attend state, regional, and national conferences and other meetings directly related to library services, including the annual meeting and training conference of the SC Library Association, American Library Association and SC Association of School Media Specialists. It also includes funds for educational workshops, training courses, and continuing education programs, especially though but not limited to the SC State Library, Midlands Technical College and the USC-School of Library and Information Science. These programs allow staff to update their skills and keep abreast of current developments in libraries and their services, including management and administration of libraries and may be held on-site. Selected staff may attend training classes related to their field of expertise from literacy to computer/network. Specific conference information and course descriptions are made available throughout the year, and staff is chosen based on the benefits to their current job and their specific area of specialization.

ORGANIZATION 230099 – LIBRARY/NON-DEPARTMENTAL
SECTION VI D - CAPITAL LINE ITEM NARRATIVES

540006 BOOKS AND MATERIALS **$82,909**
Books and audio/visual materials requested and used by the public.

(20) COMPUTERS-REPLACEMENTS **$18,565**
20 of the online Public Access Catalog units do not support win7. They must be replaced for security reasons.

BOOKMOBILE GENERATOR **$10,000**
Replacement and cost recommended by Fleet Services Manager.

MICROFILM READER/PRINTER-REPLACEMENT **$14,000**
Microfilm Reader/Printer is used by the public to access and research information, including historical records. Patron demand has indicated the need to have a machine that will allow patrons to save materials to a flash drive.

(4) COLOR PRINTERS-REPLACEMENT **$2,850**
Replacements for color printers used by the public. Toner is no longer available for these old 2550 color laser jets used in computer areas.

PUBLIC FURNITURE/CHAIRS AND TABLES-LEXINGTON MAIN **$41,420**
Replacement chairs and tables for public areas and the meeting room. Current chairs are original to the building (1997) are worn and stained.

PROJECTOR FOR MOBILE TRAINING LAB **$998**
Projector for workshops and training programs for the public.

(24) CHAIRS (REPLACMENTS) FOR MEETING ROOM- GASTON **$7,587**
Current chairs are worn and stained. Replacements.

(12) CHAIRS (REPLACEMENTS)-PELION **$6,664**
Current chairs are worn and stained. Replacements.

(1) MULTIMEDIA DISPLAY-SWANSEA **$650**
Shelving unit for Audio/Visual materials.

(1) MULTIMEDIA SPINNER-SWANSEA **$750**
Shelving unit for books.

(1) PAPERBACK SPINNER-PELION **$900**
Shelving unit for books.

(2) REVOLVING DISPLAYS-CAYCE-WEST COLUMBIA **$2,000**
Shelving unit for Book CDs.

**** Total Capital (Transfer Total to Section III)** **$189,293**

COUNTY OF LEXINGTON
LIBRARY LOTTERY FUNDS
Annual Budget
Fiscal Year - 2015-16

Object Code	Revenue Account Title	Actual 2013-14	Received Thru Dec 2014-15	Amended Budget Thru Dec 2014-15	Projected Revenues Thru Jun 2014-15	Requested 2015-16	Recommend 2015-16	Approved 2015-16
	***Library Lottery Funds 2331:**							
	Revenues:							
429100	State Lottery Funds	0	0	0	0	0	0	
	** **Total Revenue**	0	0	0	0	0	0	0
	***Appropriation Total**				0	0	0	0
	FUND BALANCE Beginning of Year				0	0	0	0
	FUND BALANCE - Projected End of Year				0	0	0	0

Fund 2331
Division: Library Division
Organization: 230099 - Non-departmental

Object Code	Expenditure Classification	2013-14 Expenditure	2014-15 Expend. (Dec)	2014-15 Amended (Dec)	*BUDGET* 2015-16 Requested	2015-16 Recommend	2015-16 Approved
	Operating Expenses						
529903	Contingency	0	0	0	0	0	
	* **Total Operating**	**0**	**0**	**0**	**0**	**0**	**0**
	** **Total Personnel & Operating**	**0**	**0**	**0**	**0**	**0**	**0**
	Capital						
540000	Small Tools & Minor Equipment	0	0	0	0		
540006	Library Materials (Books, Audio Mat.)	0	0	0	0		
	All other Equipment	0	0	0	0		
	** **Total Capital**	**0**	**0**	**0**	**0**	**0**	**0**
	*** **Total Budget Appropriation**	**0**	**0**	**0**	**0**	**0**	**0**

SECTION V. – SC EDUCATION LOTTERY PROGRAM OVERVIEW

The SC Education Lottery legislation, states that "proceeds of lottery games must be used to support improvements and enhancements for educational purposes and programs as provided by the General Assembly and that the net proceeds must be used to supplement, not supplant, existing resources for educational purposes and programs." Each year, the Legislature decides how lottery funds are appropriated. If the SC State Library receives lottery funding, then, public libraries would receive appropriations as well. Funds would be used to purchase technology equipment and library materials that support public services.

SECTION VI - LINE ITEM NARRATIVES

ORGANIZATION 230099 – LIBRARY/NON-DEPARTMENTAL
SECTION VI A - LISTING OF REVENUES

429100 –SC EDUCATION LOTTERY **$0**

Each year, the Legislature decides how lottery revenue is appropriated. If the SC State Library receives funds, then, Lexington County Public Library would receive funding as well.

ORGANIZATION 230099 – LIBRARY/NON-DEPARTMENTAL
SECTION VI C - OPERATING LINE ITEM NARRATIVES

ORGANIZATION 230099 – LIBRARY/NON-DEPARTMENTAL
SECTION VI D - CAPITAL LINE ITEM NARRATIVES

540000 SMALL TOOLS AND MINOR EQUIPMENT **$0**

Funds would be used to purchase office and library machines and equipment in order to move and display materials.

540006 BOOKS AND MATERIALS **$0**

Books and audio/visual materials requested and used by the public.

COUNTY OF LEXINGTON
LIBRARY FEDERAL FUNDS
Annual Budget
Fiscal Year - 2015-16

Object Code	Revenue Account Title	Actual 2013-14	Received Thru Dec 2014-15	Amended Budget Thru Dec 2014-15	Projected Revenues Thru Jun 2014-15	Requested 2015-16	Recommend 2015-16	Approved 2015-16
	***Library Federal Funds 2340:**							
	Revenues:							
457000	Federal Grant Income	3,811	3,811	1,988	1,988	1,026		
	**** Total Revenue**	3,811	3,811	1,988	1,988	1,026	0	0
	*****Appropriation Total**				1,988	1,026	0	0
	FUND BALANCE Beginning of Year				0	0	0	0
	FUND BALANCE - Projected End of Year				0	0	0	0

Fund 2340
Division: Library Division
Organization: 230099 - Non-departmental

Object Code	Expenditure Classification	2013-14 Expenditure	2014-15 Expend. (Dec)	2014-15 Amended (Dec)	*BUDGET* 2015-16 Requested	2015-16 Recommend	2015-16 Approved
	Operating Expenses						
525210	Conference, Meeting, & Training Expense	3,811	1,988	1,988	1,026		
	*** Total Operating**	**3,811**	**1,988**	**1,988**	**1,026**	**0**	**0**
	**** Total Personnel & Operating**	**3,811**	**1,988**	**1,988**	**1,026**	**0**	**0**
	Capital						
	**** Total Capital**	**0**	**0**	**0**	**0**	**0**	**0**
	***** Total Budget Appropriation**	**3,811**	**1,988**	**1,988**	**1,026**	**0**	**0**

SECTION V. – FEDERAL GRANT PROGRAM OVERVIEW

Grants of Library Services and Technology Act (LSTA) are administered through the Institute of Museum and Library Services (IMLS). The SC State Library assists in the administration of the LSTA Tuition Reimbursement Grants. These funds are available for library staff seeking a Masters degree in Librarianship. Reimbursement of tuition is available for coursework that prepares librarians to develop, expand, deliver, or promote services and programs that are related to the six federal purposes.

This LSTA program is not intended to provide assistance for generic library coursework. General introductory librarianship courses, and coursework in other areas of librarianship not directly applicable to the six purposes, cannot be reimbursed.

SECTION VI - LINE ITEM NARRATIVES

ORGANIZATION 230099 – LIBRARY/NON-DEPARTMENTAL
SECTION VI A - LISTING OF REVENUES

45700 – FEDERAL GRANT INCOME **$1,026**

This amount is based on past years' grant offered through the SC State Library for tuition reimbursement for library coursework. Funds may be increased or decreased based on individual applicants.

ORGANIZATION 230099 – LIBRARY/NON-DEPARTMENTAL
SECTION VI C - OPERATING LINE ITEM NARRATIVES

525210 – CONFERENCES AND MEETING EXPENSES **$1,026**

This appropriation is used to reimburse the approved library staff, who successfully complete library coursework through federal grant funds.

SECTION I

COUNTY OF LEXINGTON
SOL / DRUG COURT
SUMMARY OF DEPARTMENTAL REVENUES
Annual Budget
FY 2015-16 Estimated Revenue

Fund: 2460
Division: SOLICITOR
Organization: 141200 - SOLICITOR

Object Code	Revenue Account Title	Actual 2012-13	Actual 2013-14	Anticipated 2014-15	Requested 2015-16	Recommend 2015-16	Approved 2015-16
	Revenues:						
431002	Drug Court Application Fee	1,200	1,200	2,100	2,100		
801000	Op Trn from General Fund	27,000	27,000	27,000	27,000		
802611	Op Trn from Sol/State Fund	27,000	27,000	27,000	31,500		
	**** Total Revenue (Section II)**	55,200	55,200	56,100	60,600		
	***** Total Appropriation (Section III)**			57,789	59,644		
	Contingency:						
	Unused:			387			
	FUND BALANCE						
	Beginning of Year			346	(956)		
	FUND BALANCE - Projected						
	End of Year			(956)	0		

SECTION II

COUNTY OF LEXINGTON
Proposed Revenues
Fines, Fees, and Other
Budget FY - 2015-16

Fund #: 2460 Fund Name: Sol / Drug Court

Organ. #: 141200 Organ. Name: Solicitor

Revenue Code	Fee Title	Actual Fees FY 2012-13	Actual Fees FY 2013-14	12/31/2014 Year-to-Date FY 2014-15	Anticipated Fiscal Year Total FY 2014-15	Budget: Units of Service	Budget: Current Fee	Budget: Current Total Estimated Fees FY 2015-16	Budget: Proposed Fee Change	Budget: Total Proposed Estimated Fees FY 2015-16
431002	Drug Court Application Fee	$1,200	$1,200	$800	$2,100			$2,100		$2,100
801000	Op Trn from Generai Fund	$27,000	$27,000	$27,000	$27,000			$27,000		$27,000
802611	Op Trn from Sol/State Fund	$27,000	$27,000	$27,000	$27,000			$31,500		$31,500

SECTION III

COUNTY OF LEXINGTON
DRUG COURT
Annual Budget
Fiscal Year - 2015-16

Object Code	Revenue Account Title	Actual 2013-14	Received Thru Dec 2014-15	Amended Budget Thru Dec 2014-15	Projected Revenues Thru Jun 2014-15	Requested 2015-16	Recommend 2015-16	Approved 2015-16
	***Solicitor / Drug Court 2460:**							
	Revenues:							
431002	Drug Court Application Fee	1,200	800	2,100	2,100	2,100		
461000	Investment Interest	0	0	0	0	0		
801000	Op Trn from General Fund	27,000	27,000	27,000	27,000	27,000		
802611	Op Trn from Sol/State Fund	27,000	27,000	27,000	27,000	31,500		
	****Total Revenue**	55,200	54,800	56,100	56,100	60,600		
	*****Total Appropriations**				57,789	59,644		
	Contingency:							
	Unused				387			
	FUND BALANCE							
	Beginning of Year				346	(956)		
	FUND BALANCE - Projected							
	End of Year				(956)	0		

Fund 2460
Division: Judicial
Organization: 141200 - Solicitor

Object Code	Expenditure Classification	2013-14 Expend	2014-15 Expend (Dec)	2014-15 Amended (Dec)	***BUDGET*** 2015-16 Requested	2015-16 Recommend	2015-16 Approved
	Personnel						
510100	Salaries & Wages - .70	43,611	20,735	43,477	43,477		
511112	FICA - Employer's Portion	3,182	1,515	3,326	3,326		
511113	State Retirement - Employer's Portion	4,626	2,260	4,739	4,809		
511120	Employee Insurance - .70	5,460	2,730	5,460	5,460		
511130	Workers Compensation	157	75	157	157		
519999	Personnel Contingency	0	0	0	2,071		
	*** Total Personnel**	**57,036**	**27,315**	**57,159**	**59,300**		
	Operating Expenses						
524201	General Tort Liability Insurance	53	52	55	55		
524202	Surety Bonds - 1	0	0	7	0		
524302	Court Ref Volunteer Liability Insurance	0	0	100	105		
525041	E-mail Service Charges -1	81	34	81	81		
529903	Contingency	0	0	387	103		
	*** Total Operating**	**134**	**86**	**630**	**344**		
	**** Total Personnel & Operating**	**57,170**	**27,401**	**57,789**	**59,644**		
	Capital						
	**** Total Capital**	**0**	**0**	**0**	**0**		
	***** Total Budget Appropriation**	**57,170**	**27,401**	**57,789**	**59,644**		

SECTION IV

COUNTY OF LEXINGTON
Capital Item Summary
Fiscal Year – 2015-16

Fund #	2460	Fund Title:	Sol / Drug Court
Organization #	141200	Organization Title:	Solicitor
Program #		Program Title:	Sol / Drug Court

Qty	Item Description	BUDGET 2015-16 Requested Amount
	Small Tools & Minor Equipment	0
	Minor Software	0

**** Total Capital (Transfer Total to Section III)** **0**

SECTION V. - PROGRAM OVERVIEW

Summary of Programs:

Solicitor's Drug Court Program

Program:

Objectives:

To operate a non-traditional, multi-agency approach to the drug addicted, non-violent offenders referred from the Solicitor as diversion or condition of probation by placing such defendants in an intensive drug treatment program with judicial oversight to promote participant sobriety, responsibility and accountability. Upon completion, dismissal of diversion cases will occur. In probation cases, a recommendation is made to reduce or terminate probation.

Service Standards:

- To assist and advise the Solicitor's Office and Probation Agents with referrals to the program.
- To maintain accurate information on all referred and participating clients.

SERVICE LEVELS

Service Level Indicators:	Actual FY 12/13	Actual FY 13/14	Actual July - Dec FY 14/15	Estimated FY 14/15	Projected FY 15/16
Referred	44	71	37	74	78
Applied	12	15	13	21	21
Failed to Apply/Rejected	33	50	36	44	42
Active Cases	26	20	16	20	20
- Diversion	21	13	12	13	13
- Probation	2	5	3	6	5
- Transfer-In Cases	3	2	1	1	2
- Pending Start Dates	0	0	6	3	0
Terminated	12	7	5	8	6
Graduated	4	3	2	5	5

Glossary of Terms

- **Referred** -Any case referred to the program for pre-screening and eligibility consideration.
- **Applied** - Individuals who apply to the program.
- **Failed to Apply/Rejected** - All individuals who were deemed inappropriate at pre-screening and who failed to apply.
- **Active Cases** - Individuals who are participating in the program.
- **Diversion** - Individuals who are referred by the Solicitor's Office, pre-sentence.
- **Probation** - Individuals who are referred by Probation, post-sentence/violations
- **Transfer-In Cases** – Individuals who are accepted in another county, but live in Lexington County and participate here.
- **Pending Start Date** - Individuals who are accepted and are waiting to begin the program.
- **Terminated** - Individuals who are discharged unsuccessfully from the program.
- **Graduated** - Individuals who successfully complete all requirements of the program.

SECTION VI. LINE ITEM NARRATIVES

SECTION VI. A. - SUMMARY OF REVENUES

431002 – DRUG COURT APPLICATION FEE **$ 2,100**

The Solicitor's Drug Court charges an application fee of $100. The fee is due upon application. However, the fee can be delayed in cases of indigence or if the defendant is still incarcerated at the time of application. Revenues are projected at 78 referrals with 21 applicants completing the pre-screen eligibility process, thus paying the fee within the fiscal year. 21 applicants x $100 application fee = $2,100.

801000 – OP TRANSFER FROM GENERAL FUND **$ 27,000**

Lexington County established the first Drug Court in the State of South Carolina in 1996. Throughout its history, Drug Court has had countless success stories where hard core addicts were able to turn their lives around and become productive and taxpaying citizens of the County. Drug Court saves lives and saves money. Recidivism among Drug Court graduates is much lower than recidivism within the criminal justice program. The recidivism rate for Drug Court graduates is only 6.5% -7%, while the recidivism rate for Drug Court participants who start the program but don't graduate is approximately 15%. This compares favorably to the recidivism of persons being released from the South Carolina Department of Corrections, who have a recidivism rate of approximately 33% within three years after being released. Drug Court reduces the number of inmates incarcerated in the jail and the number of arrests made by law enforcement by lowering the demand for illegal substances. In FY 15-16, it is estimated that the Lexington County Drug Court will graduate 5 people through the program and help approximately 20 others beat their addiction to drugs. Each person who completes the program is proud of his/her accomplishment and, with the addiction beaten, is able to become a productive citizen of Lexington County. This very worthwhile program is handled by a dedicated Circuit Court Judge who volunteers his time to run the program. This Judge has been with the program since its inception and continues to see the results and successes which this program generates for both the addicted person and society in general. Accordingly, we are requesting continued financial assistance from Lexington County at the same level as previous years to sustain this cost-effective and meaningful program.

802611 – OP TRANSFER FROM SOLICITOR STATE FUNDS **$ 31,500**

The Solicitor's State Funds contribution to the Drug Court Program.

SECTION VI. B. - LISTING OF POSITIONS

Current Staffing Level:

Job Title	Positions	Full Time Equivalent General Fund	Other Fund	Total	Grade
Director	1		.70	.70	17
Total Positions	1		.70	.70	

This position requires insurance.

Organization chart is displayed in Fund 1000 of the Solicitor's (141200) FY 15-16 Budget Request.

SECTION VI. C. - OPERATING LINE ITEM NARRATIVES

524201 – GENERAL TORT LIABILITY INSURANCE **$ 55**

To cover the cost of general tort liability insurance coverage, per Risk Management.

524202 – SURETY BONDS **$ 0**

Per Risk Management, FY 2015-16 is a non-bond year.

524302 – COURT REFERRED VOLUNTEER LIABILITY INSURANCE **$ 105**

The Solicitor's Office Diversion Programs have one policy with CIMA for volunteer liability insurance. This one policy is shared between the Pre-Trial Intervention Program, Drug Court, AEP and Juvenile Arbitration to reduce membership fees. The cost to each program is: Pre-Trial Intervention pays 50%, Juvenile Arbitration pays 35%, Drug Court pays 5%, and AEP pays 10%. The estimated FY 2015-16 premium is $2,100.

525041 – E-MAIL SERVICE CHARGES **$ 81**

The cost of e-mail services is $6.75 per month per account. 1 account @ $6.75 per account times 12 months.

529903 – CONTINGENCY **$ 103**

To cover the cost of any unanticipated expenses of operating the program.

SECTION VI. D. - CAPITAL LINE ITEM NARRATIVES

CAPITAL REQUEST

No capital items are requested.

SECTION I

COUNTY OF LEXINGTON
VICTIM WITNESS PROGRAM
SUMMARY OF DEPARTMENTAL REVENUES
Annual Budget
FY 2015-16 Estimated Revenue

Fund: 2500
Division: SOLICITOR
Organization: 141200 - SOLICITOR

Object Code	Revenue Account Title	Actual 2012-13	Actual 2013-14	Anticipated 2014-15	Requested 2015-16	Recommend 2015-16	Approved 2015-16
	Revenues:						
456100	Program Income	48,919	48,919	50,378	48,919		
461000	Investment Interest	0	0	0	0		
801000	Op Trn from General Fund	24,000	24,000	24,000	24,000		
802611	Op Trn from Solicitor State Fund	70,000	83,117	83,117	94,160		
	**** Total Revenue (Section II)**	142,919	156,036	157,495	167,079		
	***** Total Appropriation (Section III)**			227,530	236,134		
	Contingency:						
	Frozen Position - Director's w/fringes			(66,674)	(69,111)		
	FUND BALANCE						
	Beginning of Year			3,305	(56)		
	FUND BALANCE - Projected						
	End of Year			(56)	0		

SECTION II

COUNTY OF LEXINGTON
Proposed Revenues
Fines, Fees, and Other
Budget FY - 2015-16

Fund #: 2500 Fund Name: Victim Witness Program

Organ. #: 141200 Organ. Name: Solicitor

Revenue Code	Fee Title	Actual Fees FY 2012-13	Actual Fees FY 2013-14	12/31/2014 Year-to-Date FY 2014-15	Anticipated Fiscal Year Total FY 2014-15	Budget: Units of Service	Budget: Current Fee	Budget: Current Total Estimated Fees FY 2015-16	Budget: Proposed Fee Change	Budget: Total Proposed Estimated Fees FY 2015-16
456100	Program Income	$48,919	$48,919	$20,313	$50,378			$48,919		$48,919
461000	Investment Interest	$0	$0	$0	$0			$0		$0
801000	Op Trn from General Fund	$24,000	$24,000	$24,000	$24,000			$24,000		$24,000
802611	Op Trn from Solicitor State Fund	$70,000	$83,117	$41,559	$83,117			$94,160		$94,160

SECTION III

COUNTY OF LEXINGTON
VICTIM WITNESS PROGRAM
Annual Budget
FY 2015-16 Estimated Revenue

Object Code	Revenue Account Title	Actual 2013-14	Received Thru Dec 2014-15	Amended Budget Thru Dec 2014-15	Projected Revenues Thru Jun 2014-15	Requested 2015-16	Recommend 2015-16	Approved 2015-16
	***Solicitor / Victim Witness Program 2500:**							
	Revenues:							
456100	Program Income	48,919	20,313	48,919	50,378	48,919		
461000	Investment Interest	0	0	0	0	0		
801000	Op Trn from General Fund	24,000	24,000	24,000	24,000	24,000		
802611	Op Trn from Solicitor State Fund	83,117	41,559	83,117	83,117	94,160		
	**** Total Revenue**	156,036	85,872	156,036	157,495	167,079		
	**** Total Appropriation**				227,530	236,134		
	Contingency:							
	Frozen Position - Director's w/fringes				(66,674)	(69,111)		
	FUND BALANCE							
	Beginning of Year				3,305	(56)		
	FUND BALANCE - Projected							
	End of Year				(56)	0		

COUNTY OF LEXINGTON
VICTIM WITNESS PROGRAM
Annual Budget
Fiscal Year - 2015-16

Fund: 2500
Division: Judicial
Organization: 141200 - Solicitor

Object Code	Expenditure Classification	2013-14 Expend	2014-15 Expend (Dec)	2014-15 Amended (Dec)	BUDGET 2015-16 Requested	BUDGET 2015-16 Recommend	BUDGET 2015-16 Approved
	Personnel						
510100	Salaries & Wages - 3.5	114,174	55,621	165,463	166,135		
510200	Overtime	0	0	0	0		
511112	FICA Cost	7,793	3,820	12,658	12,709		
511113	State Retirement - Employer's Portion	10,236	6,063	18,035	18,375		
511120	Employee Insurance - 3.5	18,850	9,750	27,300	27,300		
511130	Workers Compensation	411	200	567	598		
511213	State Retirement - Employer's Portion (Retiree)	1,875	0	0	0		
519999	Personnel Contingency	0	0	0	7,913		
	*** Total Personnel**	**153,339**	**75,454**	**224,023**	**233,030**		
	Operating Expenses						
524201	General Tort Liability Insurance	150	150	155	155		
524202	Surety Bonds - 3.5	0	0	25	0		
525041	E-mail Service Charges - 4	237	101	324	324		
525210	Conference, Meeting & Training Expense	1,661	0	2,250	2,250		
525230	Subscriptions, Dues, & Books	320	319	375	375		
525240	Personal Mileage Reimbursement	0	0	0	0		
529903	Contingency	0	0	378	0		
	*** Total Operating**	**2,368**	**570**	**3,507**	**3,104**		
	**** Total Personnel & Operating**	**155,707**	**76,024**	**227,530**	**236,134**		
	Capital						
540000	Small Tools & Minor Equipment	0	0	0	0		
	All Other Equipment	0	0	0	0		
	**** Total Capital**	**0**	**0**	**0**	**0**		
	***** Total Budget Appropriation**	**155,707**	**76,024**	**227,530**	**236,134**		

SECTION IV

COUNTY OF LEXINGTON
Capital Item Summary
Fiscal Year - 2015-16

Fund #	2500	Fund Title:	Victim Witness Program
Organization #	141200	Organization Title:	Solicitor
Program #		Program Title:	Victim Witness Program

Qty	Item Description	BUDGET 2015-16 Requested Amount
	Small Tools & Minor Equipment	0
	Minor Software	0

**** Total Capital (Transfer Total to Section III)** **0**

SECTION V. - PROGRAM OVERVIEW

Summary of Programs:

Victim Witness Program

Program:

Objectives:

Our mission is to fully comply with South Carolina's constitutional and statutory laws governing provision of rights and services to crime victims in the Eleventh Judicial Circuit. These rights include, but are not limited to, the right to be treated with dignity and respect, input and consultation with the Solicitor's Office regarding disposition, notification of court hearings, court escort, explanation of options and services available, referrals to appropriate agencies, and reimbursement of certain expenses. The program seeks to provide these services in a comprehensive, yet cost effective, manner.

SECTION VI. LINE ITME NARRATIVES

SECTION VI. A. – LISTING OF REVENUES

451600 – PROGRAM INCOME **$ 48,919**

By annual budget provisos, the General Assembly requires the South Carolina Office of Victims Assistance (SOVA) to distribute funds to support victim services in Solicitors' Offices. These funds are not part of state support of the Solicitor's Office but are pass through funds distributed to the counties through SOVA.

461000 – INVESTMENT INTEREST **$ 0**

Earned investment interest.

801000 – OP TRN FROM GENERAL FUND **$ 24,000**

Beginning in FY 04-05, Lexington County Council authorized an operational transfer to help support mandated Victim Services within the County due to a lack of sufficient resources in other areas. This operational transfer has remained constant at $24,000 from FY 04-05 to present. Over this same time period, the Solicitor has directly supported Victim Services in Lexington County by operational transfers from Fund 2611, Solicitor State Funds.

802611 – OP TRN FROM SOLICITOR STATE FUNDS **$ 94,160**

To provide funding to assist with State required services to victims of crimes.

SECTION VI. B. - LISTING OF POSITIONS

Current Staffing Level:

		Full Time Equivalent			
Job Title	**Positions**	**General Fund**	**Other Fund**	**Total**	**Grade**
Director	1		1	1	17
Victim Service Provider	2.5		2.5	2.5	13
Total Positions	3.5		3.5	3.5	

All of the above positions require insurance.

Organization chart is displayed in Fund 1000 of the Solicitor's (141200) FY 15-16 Budget Request.

SECTION VI. C. - OPERATING LINE ITEM NARRATIVES

524201 – GENERAL TORT LIABILITY INSURANCE **$ 155**

To cover the cost of general tort liability insurance coverage, per Risk Management.

524202 – SURETY BONDS **$ 0**

Per Risk Management, FY 2015-16 is a non-bond year.

525041 – E-MAIL SERVICE CHARGES **$ 324**

The cost of e-mail is $6.75 per month per account. 4 accounts @ $6.75 per account times 12 months.

525210 – CONFERENCE, MEETING & TRAINING EXPENSE **$ 2,250**

State law requires Victim Service Providers to be certified by completing a set number of hours of annual training. The requested amount is to cover the cost of this training.

525230 – SUBSCRIPTIONS, DUES, & BOOKS **$ 375**

To cover the cost of dues, essential subscriptions, and books related to being a Victim Service Provider.

525240 – PERSONAL MILEAGE REIMBURSEMENT **$ 0**

To cover the cost of reimbursing staff without county cars for mileage when using personal vehicles for work related business.

529903 – CONTINGENCY **$ 0**

To cover the costs of any unanticipated expenses of operating this program.

SECTION VI. D. – CAPITAL LINE ITEM NARRATIVES

CAPITAL REQUEST

No capital items are requested.

SECTION I

COUNTY OF LEXINGTON
COMMUNITY JUVENILE ARBITRATION GRANT
SUMMARY OF DEPARTMENTAL REVENUES
Annual Budget
FY 2015-16 Estimated Revenue

Fund: 2501
Division: SOLICITOR
Organization: 141200 - SOLICITOR

Object Code	Revenue Account Title	Actual 2012-13	Actual 2013-14	Anticipated 2014-15	Requested 2015-16	Recommend 2015-16	Approved 2015-16
	Revenues:						
458000	State Grant Income	60,000	60,000	60,000	60,000		
461000	Investment Interest	0	3	15	0		
801000	Op Trn from General Fund	63,412	63,412	63,412	63,412		
802140	Op Trn from Temporary Alcohol Bev	42,000	42,000	42,000	42,000		
	**** Total Revenue (Section II)**	165,412	165,415	165,427	165,412		
	***** Total Appropriation (Section III)**			178,010	169,581		
	FUND BALANCE Beginning of Year			16,752	4,169		
	FUND BALANCE - Projected End of Year			4,169	0		

SECTION II

COUNTY OF LEXINGTON
Proposed Revenues
Fines, Fees, and Other
Budget FY - 2015-16

Fund #: 2501 Fund Name: Community Juvenile Arbitration Grant

Organ. #: 141200 Organ. Name: Solicitor

Revenue Code	Fee Title	Actual Fees FY 2012-13	Actual Fees FY 2013-14	12/31/2014 Year-to-Date FY 2014-15	Anticipated Fiscal Year Total FY 2014-15	Budget: Units of Service	Budget: Current Fee	Budget: Current Total Estimated Fees FY 2015-16	Budget: Proposed Fee Change	Budget: Total Proposed Estimated Fees FY 2015-16
458000	State Grant Income	$60,000	$60,000	$30,000	$60,000			$60,000		$60,000
461000	Investment Interest	$0	$3	$15	$15			$0		$0
801000	Op Trn from General Fund	$63,412	$63,412	$63,412	$63,412			$63,412		$63,412
802140	Op Trn from Temporary Alcohol Bev	$42,000	$42,000	$21,000	$42,000			$42,000		$42,000

SECTION III

COUNTY OF LEXINGTON
COMMUNITY JUVENILE ARBITRATION GRANT
Annual Budget
FY 2015-16 Estimated Revenue

Object Code	Revenue Account Title	Actual 2013-14	Received Thru Dec 2014-15	Amended Budget Thru Dec 2014-15	Projected Revenues Thru Jun 2014-15	Requested 2015-16	Recommend 2015-16	Approved 2015-16
	***Solicitor / Community Juvenile Arbitration 2501:**							
	Revenues:							
458000	State Grant Income	60,000	15,000	60,000	60,000	60,000		
461000	Investment Interest	3	15	0	15	0		
801000	Op Trn from General Fund	63,412	63,412	63,412	63,412	63,412		
802140	Op Trn from Temporary Alcohol Bev	42,000	21,000	42,000	42,000	42,000		
	**** Total Revenue**	165,415	99,427	165,412	165,427	165,412		
	*****Total Appropriation**				178,010	169,581		
	FUND BALANCE Beginning of Year				16,752	4,169		
	FUND BALANCE - Projected End of Year				4,169	0		

COUNTY OF LEXINGTON
COMMUNITY JUVENILE ARBITRATION GRANT
Annual Budget
Fiscal Year - 2015-16

Fund: 2501
Division: Judicial
Organization: 141200 - Solicitor

Object Code	Expenditure Classification	2013-14 Expend	2014-15 Expend (Dec)	2014-15 Amended (Dec)	2015-16 Requested	*BUDGET* 2015-16 Recommend	2015-16 Approved
	Personnel						
510100	Salaries & Wages - 2	98,008	46,596	97,702	97,702		
510200	Overtime	0	0	0	0		
510300	Part-time - 1 (.5 - FTE)	17,287	8,182	17,192	17,192		
511112	FICA - Employer's Portion	7,937	3,762	8,789	8,789		
511113	State Retirement - Employer's Portion	5,957	2,906	12,523	12,708		
511120	Employee Insurance - 2	15,600	7,800	15,600	15,600		
511130	Workers Compensation	392	186	390	414		
511213	State Retirement - Employer's Portion (Retiree)	6,273	3,065	0	0		
519999	Personnel Contingency	0	0	0	5,473		
	*** Total Personnel**	**151,454**	**72,497**	**152,196**	**157,878**		
	Operating Expenses						
521000	Office Supplies	655	893	1,200	1,000		
521100	Duplicating	781	341	900	900		
522200	Small Equipment Repairs & Maintenance	0	0	775	425		
524201	General Tort Liability Insurance	150	150	155	155		
524202	Surety Bonds - 3	0	0	25	0		
524302	Court Ref Volunteer Liab Ins	636	0	700	735		
525000	Telephone	710	355	775	775		
525041	E-mail Service Charges - 3	243	101	243	243		
525100	Postage	3,018	1,039	3,000	3,000		
525210	Conference, Meeting & Training Expense	1,289	890	1,700	1,500		
525230	Subscriptions, Dues, & Books	70	90	250	250		
525240	Personal Mileage Reimbursement	1,483	743	2,000	1,500		
525250	Motor Pool Reimbursement	0	0	0	0		
529903	Contingency	0	0	12,331	970		
	*** Total Operating**	**9,035**	**4,602**	**24,054**	**11,453**		
	**** Total Personnel & Operating**	**160,489**	**77,099**	**176,250**	**169,331**		
	Capital						
540000	Small Tools & Minor Equipment	0	0	610	250		
540010	Minor Software	0	988	1,150	0		
	All Other Equipment	1,895	0	0	0		
	**** Total Capital**	**1,895**	**988**	**1,760**	**250**		
	***** Total Budget Appropriation**	**162,384**	**78,087**	**178,010**	**169,581**		

SECTION IV

COUNTY OF LEXINGTON
Capital Item Summary
Fiscal Year - 2015-16

Fund #	2501	Fund Title:	Community Juvenile Arbitration
Organization #	141200	Organization Title:	Solicitor
Program #		Program Title:	Community Juvenile Arbitration

Qty	Item Description	BUDGET 2015-16 Requested Amount
	Small Tools & Minor Equipment	250
	Minor Software	0

**** Total Capital (Transfer Total to Section III)** **250**

SECTION V. - PROGRAM OVERVIEW

Summary of Programs:

Community Juvenile Arbitration Program

Program:

Objectives:

To provide a model community-based mediation/arbitration program that successfully diverts non-violent, first time juvenile offenders from the juvenile justice system, while promoting offender accountability, victim restitution, and the protection of the public. The program uses trained volunteers to conduct informal hearings in the community between law enforcement officers, victims and juvenile offenders. These Arbitrators act as mentors to many of the juvenile offenders by offering direction, guidance, and sanctions in their lives. The program must recruit, train, monitor and supervise an adequate number of community volunteers to handle 400 to 500 referrals annually. Community Juvenile Arbitration staff must recruit community service sites where juvenile offenders can repay the community by performing community service work. The Program offers restitution, community service and restorative justice to victims of crime. The restorative justice process is accomplished through engaging the victims throughout the arbitration process.

In 2015, the Lexington County Juvenile Arbitration Program will reach its 32nd year of operation. During this time, well over 10,000 families have been served through the Juvenile Arbitration Program in Lexington County. Lexington County, under the direction of Solicitor Myers, was the first County to establish a community based program to handle the needs of an overcrowded Juvenile Court System. The Lexington County Program is used as a model for Juvenile Arbitration Programs statewide. Currently, all 16 Judicial Circuits have a Juvenile Arbitration Program. Last year over 4,000 juveniles were diverted from the Juvenile Court System statewide saving an incredible amount of taxpayer dollars.

In November 2011, the Department of Juvenile Justice had a statewide evaluation of Arbitration Programs conducted by System Wide Solutions for calendar years 2007-2009. Lexington County had an eleven (11%) percent recidivism rate for that period. Juvenile offenders who participate in the Lexington County Juvenile Arbitration Program take ownership for their actions. Upon completion of the program, these juveniles become aware that their actions have consequences thus reducing the likelihood that they will reoffend as juveniles and adults.

Service Standards:

	SERVICE LEVELS				
Service Level Indicators:	**Actual FY 12/13**	**Actual FY 13/14**	**Actual July - Dec. FY 14/15**	**Estimated FY 14/15**	**Projected FY 15/16**
Cases referred	419	353	180	400	450
# Of arbitration hearings	257	252	129	258	300
# Of community service hours completed	2,647	2,021	1,016	2,032	2,500
Amount of victim restitution	$3,078	$1,921	$1,020	$2,040	$2,500
Charitable donations to local charities	$498	$775	$105	$300	$400

Statistics reflect closed cases. Statistical reports continue to reflect a substantially high rate of success for juveniles participating in the Arbitration process. The referrals come from the Department of Juvenile Justice, with the approval of a Family Court Solicitor.

SECTION VI. LINE ITEM NARRATIVES

SECTION VI. A. - LISTING OF REVENUES

458000 – STATE GRANT INCOME **$ 60,000**

Each year, a contract for services is entered into with the State Department of Juvenile Justice for the purpose of providing partial funding for the Juvenile Arbitration Program.

461000 – INVESTMENT INTEREST **$ 0**

No investment interest is projected.

801000 – OP TRN FROM GENERAL FUND **$ 63,412**

Additional funding necessary for the operation of a community based county-wide Arbitration Program. In FY 09-10, County Council reached an agreement with Solicitor Myers to provide $63,412 from the General Fund for the Arbitration Program. As part of the agreement, Solicitor Myers was to keep a key position vacant in his General Fund Budget and the cost savings of this vacant position would be applied to the Arbitration Program. The position has remained vacant since the agreement was reached and was eliminated from the General Fund Budget in FY 12-13.

802140 – OP TRN FROM TEMPORARY ALCOHOL BEVERAGE FEE **$ 42,000**

South Carolina Code of Laws Section 61-6-2010(B)(1)(d). This Statute allows revenue to be collected and used by the municipality or county for twelve purposes. One of those purposes is "(d) local youth mentor programs to serve juvenile offenders under the jurisdiction of family court".

SECTION VI. B. – LISTING OF POSITIONS

Staffing Level:

		Full Time Equivalent			
Job Title	Positions	General Fund	Other Fund	Total	Grade
Director	1		1	1	17
Case Manager	1		1	1	11
Clerk	1		.5	.5	4
Total Positions	3		2.5	2.5	

2 of these positions require insurance.

Organization chart is displayed in Fund 1000 of the Solicitor's (141200) **FY** 15-16 Budget Request.

SECTION VI. C. - OPERATING LINE ITEM NARRATIVES

521000 – OFFICE SUPPLIES **$ 1,000**

To cover routine office supplies (paper, pencils, file folders, etc.) as well as other costs of the Arbitration Program, such as colored paper for the newsletter, training materials, flyers and calendars.

521100 – DUPLICATING **$ 900**

This account is used to cover the cost of duplicating newsletters, incident reports, files for volunteer Arbitrators, law enforcement and victims.

522200 – SMALL EQUIPMENT REPAIRS & MAINTENANCE **$ 425**

The Juvenile Arbitration Program uses a high volume HP LaserJet printer which requires routine maintenance. This request is for the purchase of a HP LaserJet CF064A maintenance kit.

524201 – GENERAL TORT LIABILITY INSURANCE **$ 155**

To cover the cost of general tort liability insurance coverage, per Risk Management.

524202 – SURETY BONDS **$ 0**

Per Risk Management, FY 2015-16 is a non-bond year.

524302 – COURT REF VOLUNTEER LIABILITY INSURANCE **$ 735**

The Solicitor's Office Diversion Programs have one policy with CIMA for volunteer liability insurance. This one policy is shared between the Pre-Trial Intervention Program, Drug Court, AEP and Juvenile Arbitration to reduce membership fees. The cost to each program is: Pre-Trial Intervention pays 50%, Juvenile Arbitration pays 35%, Drug Court pays 5%, and AEP pays 10%. The estimated FY 2015-16 premium is $2,100.

525000 – TELEPHONE **$ 775**

This account covers the costs for phone service on three phones.

525041 – EMAIL SERVICE CHARGES **$ 243**

The cost of e-mail services is $6.75 per month per account. 3 accounts @ $6.75 per account times 12 months.

525100 – POSTAGE **$ 3,000**

The Community Juvenile Arbitration program sends out at least four notices on every hearing, one to the law enforcement officer, the victim, the subject and the Arbitrator. Monthly newsletters are distributed to over 50 volunteers and interested parties to make them aware of scheduled prison tours, educational programs, program training, special monthly programs and events, recognition of volunteers and law enforcement officers. Juvenile apology letters, essays, and book reports are copied and mailed to the victims, schools, and volunteers. Quarterly reports and requisitions are mailed to the Department of Juvenile Justice.

525210 – CONFERENCE, MEETING & TRAINING EXPENSE **$ 1,500**

To cover the costs of training/conferences; Victim's Service Provider Training, PTI, Volunteer Management and Social Worker state mandated certification hours and licensing requirements for the Director and Case Manager.

525230 – SUBSCRIPTIONS, DUES, & BOOKS **$ 250**

This account will pay for dues to the Pre-Trial Intervention Association and the Social Work License Fee for the Program Director.

525240 – PERSONAL MILEAGE REIMBURSEMENT **$ 1,500**

Community Juvenile Arbitration business is conducted via a personal vehicle by the Director and Case Manager. The Case Manager must travel to and supervise the Ropes Course, prison/jail tours, Adopt-A-Highway, Media Literacy, Get Smart, and special community service projects all around the county. An event or scheduled activity occurs weekly. These trips include traveling to prisons, to arbitrators' homes, to arbitration hearings, to community service sites and projects, to law enforcement offices, to schools, to counseling offices and many other places. Also, the Director must attend State Office DJJ Arbitration Directors meetings, State budget meetings, volunteer meetings, volunteer training, Youth Worker and LRADAC meetings and speaking engagements to recruit new volunteers in the entire Circuit area.

525250 – MOTOR POOL REIMBURSEMENT **$ 0**

None.

529903 – CONTINGENCY **$ 970**

To cover the cost of any unanticipated expenses of operating the program.

SECTION VI. D. - CAPITAL LINE ITEM NARRATIVES

CAPITAL REQUEST

540000 – SMALL TOOLS & MINOR EQUIPMENT **$ 250**

This request is to cover the cost of small tools and equipment that may need replacing such as telephones, calculators, staplers, etc.

540010 – MINOR SOFTWARE **$ 0**

None.

SECTION I

COUNTY OF LEXINGTON
SOLICITOR / FORFEITURE (NARCOTICS) FUND
SUMMARY OF DEPARTMENTAL REVENUES
Annual Budget
FY 2015-16 Estimated Revenue

Fund: 2610
Division: SOLICITOR
Organization: 141200 - SOLICITOR

Object Code	Revenue Account Title	Actual 2012-13	Actual 2013-14	Anticipated 2014-15	Requested 2015-16	Recommend 2015-16	Approved 2015-16
	Revenues:						
438900	Auction Sales	0	0	0	0		
456400	Narcotics Confiscation	7,948	1,947	10,000	10,000		
461000	Investment Interest	0	6	100	50		
	**** Total Revenue (Section II)**	7,948	1,953	10,100	10,050		
	***** Total Appropriation (Section III)**			29,511	10,056		
	FUND BALANCE Beginning of Year			19,417	6		
	FUND BALANCE - Projected End of Year			6	0		

SECTION II

COUNTY OF LEXINGTON
Proposed Revenues
Fines, Fees, and Other
Budget FY - 2015-16

Fund #: 2610 Fund Name: Solicitor Forfeiture (Narcotics) Fund

Organ. #: 141200 Organ. Name: Solicitor

Revenue Code	Fee Title	Actual Fees FY 2012-13	Actual Fees FY 2013-14	12/31/2014 Year-to-Date FY 2014-15	Anticipated Fiscal Year Total FY 2014-15	Budget: Units of Service	Budget: Current Fee	Budget: Current Total Estimated Fees FY 2015-16	Budget: Proposed Fee Change	Budget: Total Proposed Estimated Fees FY 2015-16
438900	Auction Sales	$0	$0	$0	$0			$0		$0
456400	Narcotics Confiscation	$7,948	$1,947	$0	$10,000			$10,000		$10,000
461000	Investment Interest	$0	$6	$15	$100			$50		$50

SECTION III

COUNTY OF LEXINGTON
SOLICITOR / FORFEITURE (NARCOTICS) FUND
Annual Budget
Fiscal Year - 2015-16

Object Code	Revenue Account Title	Actual 2013-14	Received Thru Dec 2014-15	Amended Budget Thru Dec 2014-15	Projected Revenues Thru Jun 2014-15	Requested 2015-16	Recommend 2015-16	Approved 2015-16
	***Sol/Forfeiture (Narcotics) Fund 2610:**							
	Revenues:							
438900	Auction Sales	0	0	0	0	0		
456400	Narcotics Confiscation	1,947	0	10,000	10,000	10,000		
461000	Investment Interest	6	15	100	100	50		
	**** Total Revenue**	1,953	15	10,100	10,100	10,050		
	*****Appropriation Total**				29,511	10,056		
	Contingency:							
	Frozen Positions - 2/FT w/fringes				0	0		
	FUND BALANCE							
	Beginning of Year				19,417	6		
	FUND BALANCE - Projected							
	End of Year				6	0		

Fund: 2610
Division: Judicial
Organization: 141200 - Solicitor (FREEZE POSITIONS UNTIL REVENUE IS RECEIVED)

Object Code	Expenditure Classification	2013-14 Expend	2014-15 Expend (Dec)	2014-15 Amended (Dec)	2015-16 Requested	*BUDGET* 2015-16 Recommend	2015-16 Approved
	Personnel						
510100	Salaries & Wages - 2	0	0	0	0		
511112	FICA - Employer's Portion	0	0	0	0		
511113	State Retirement - Employer's Portion	0	0	0	0		
511120	Employees Insurance - 2	0	0	0	0		
511130	Workers Compensation	0	0	0	0		
519999	Personnel Contingency	0	0	0	0		
	*** Total Personnel**	**0**	**0**	**0**	**0**		
	Operating Expenses						
524201	General Tort Liability Insurance	0	0	0	0		
524202	Surety Bonds - 2	0	0	0	0		
525041	E-mail Service Charges	0	0	0	0		
529903	Contingency	0	0	29,511	10,056		
	*** Total Operating**	**0**	**0**	**29,511**	**10,056**		
	**** Total Personnel & Operating**	**0**	**0**	**29,511**	**10,056**		
	Capital						
	**** Total Capital**	**0**	**0**	**0**	**0**		
	***** Total Budget Appropriation**	**0**	**0**	**29,511**	**10,056**		

SECTION IV

COUNTY OF LEXINGTON
Capital Item Summary
Fiscal Year - 2015-16

Fund #	2610	Fund Title:	Sol / Forfeiture (Narcotics) Fund
Organization #	141200	Organization Title:	Solicitor
Program #		Program Title:	Sol / Forfeiture (Narcotics) Fund

Qty	Item Description	BUDGET 2015-16 Requested Amount
	Small Tools & Minor Equipment	0
	Minor Software	0

**** Total Capital (Transfer Total to Section III)** **0**

SECTION V. - PROGRAM OVERVIEW

Summary of Program:

Forfeiture (Narcotics) Fund

Program:

Objectives:

In 1990, the South Carolina General Assembly enacted legislation directing that forfeitures from narcotics cases – after liquidating to cash – are to be shared according to a set formula by the arresting law enforcement agency, the Solicitor's Office, and the State Treasurer.

Further, the law limits the Solicitor's use of these proceeds to cover costs related to drug prosecutions and any litigation that may arise from them.

There is a specific prohibition against supplanting local government funds.

SECTION VI. LINE ITEM NARRATIVES

SECTION VI. A. – LISTING OF REVENUES

438900 – AUCTION SALES **$0**

Solicitor's portion of proceeds from the sale of real and/or personal property from successful drug forfeiture matters.

456400 – NARCOTICS CONFISCATION **$ 10,000**

The revenues used to fund this account come from successful forfeiture actions which arise from the trafficking and distribution of illegal drugs. These forfeited funds are split according to a statutory formula between the initiating law enforcement agency, the Solicitor, and the State Treasurer. No General Fund money is involved.

461000 – INVESTMENT INTEREST **$ 50**

Interest earned on Solicitor's Forfeiture (Narcotics) funds.

SECTION VI. B. – LISTING OF POSITIONS

Current Staffing Level:

		Full Time Equivalent			
Job Title	Positions	General Fund	Other Fund	Total	Grade
Case Manager	1		1	1	9
Secretary I	1		1	1	6
Total Positions	2		2	2	

All of the above positions require insurance.

Organization chart is displayed in Fund 1000 of the Solicitor's (141200) FY 15-16 Budget Request.

SECTION VI. C. - OPERATING LINE ITEM NARRATIVES

524201 – GENERAL TORT LIABILITY INSURANCE **$ 0**

To cover the cost of general tort liability insurance coverage, per Risk Management. All positions are frozen until revenue is received. Therefore, no general tort liability insurance is required for fiscal year 2015-16.

524202 – SURETY BONDS **$ 0**

Per Risk Management, FY 2015-16 is a non-bond year.

525041 – E-MAIL SERVICE CHARGES **$ 0**

To cover the cost of e-mail services.

529903 – CONTINGENCY **$ 10,056**

To cover the cost of any unanticipated expenses.

SECTION VI. D. - CAPITAL LINE ITEM NARRATIVES

CAPITAL REQUEST

No capital items are requested.

SECTION I

COUNTY OF LEXINGTON
SOLICITOR STATE FUNDS
SUMMARY OF DEPARTMENTAL REVENUES
Annual Budget
FY 2015-16 Estimated Revenue

Fund: 2611
Division: SOLICITOR
Organization: 141200 - SOLICITOR

Object Code	Revenue Account Title	Actual 2012-13	Actual 2013-14	Anticipated 2014-15	Requested 2015-16	Recommend 2015-16	Approved 2015-16
	Revenues:						
443500	Bond Estreatments	16,919	19,928	15,000	15,000		
451500	Circuit Solicitor - State Supplement	201,431	153,268	155,949	250,292		
	**** Total Revenue (Section II)**	218,350	173,196	170,949	265,292		
	***** Total Appropriation (Section III)**			496,098	520,957		
	Contingency						
	Vacant Positions - 4/FT w/ fringes			(324,157)			
	Vacant Positions - 3/FT w/ fringes				(255,665)		
	FUND BALANCE						
	Beginning of Year			992	0		
	FUND BALANCE - Projected						
	End of Year			0	0		

SECTION II

COUNTY OF LEXINGTON
Proposed Revenues
Fines, Fees, and Other
Budget FY - 2015-16

Fund #: 2611 Fund Name: Solicitor State Funds

Organ. #: 141200 Organ. Name: Solicitor

Revenue Code	Fee Title	Actual Fees FY 2012-13	Actual Fees FY 2013-14	12/31/2014 Year-to-Date FY 2014-15	Anticipated Fiscal Year Total FY 2014-15	Budget: Units of Service	Budget: Current Fee	Budget: Current Total Estimated Fees FY 2015-16	Budget: Proposed Fee Change	Budget: Total Proposed Estimated Fees FY 2015-16
443500	Bond Estreatments	$16,919	$19,928	$7,234	$15,000			$15,000		$15,000
451500	Circuit Solicitor - State Supplement	$201,431	$153,268	$10,269	$155,949			$250,292		$250,292

SECTION III

COUNTY OF LEXINGTON
SOLICITOR STATE FUNDS
Annual Budget
FY 2015-16 Estimated Revenue

Object Code	Revenue Account Title	Actual 2013-14	Received Thru Dec 2014-15	Amended Budget Thru Dec 2014-15	Projected Revenues Thru Jun 2014-15	Requested 2015-16	Recommend 2015-16	Approved 2015-16
	***Solicitor - State Funds 2611:**							
	Revenues:							
443500	Bond Escheatment	19,928	7,234	15,000	15,000	15,000		
451500	Circuit Solicitor - State Supplement	153,268	10,269	156,941	155,949	250,292		
	**** Total Revenue**	173,196	17,503	171,941	170,949	265,292		
	*****Appropriation Total**				496,098	520,957		
	Contingency:							
	Vacant Positions - 4/FT w/ fringes				(324,157)	0		
	Vacant Positions - 3/FT w/ fringes				0	(255,665)		
	FUND BALANCE							
	Beginning of Year				992	0		
	FUND BALANCE - Projected							
	End of Year				0	0		

COUNTY OF LEXINGTON
SOLICITOR STATE FUNDS
Annual Budget
Fiscal Year - 2015-16

Fund: 2611
Division: Judicial
Organization: 141200 - Solicitor

Object Code	Expenditure Classification	2013-14 Expend	2014-15 Expend (Dec)	2014-15 Amended (Dec)	2015-16 Requested	*BUDGET* 2015-16 Recommend	2015-16 Approved
	Personnel						
510100	Salaries & Wages - 4.08	7,397	19,380	253,738	249,934		
510300	Part Time - 1 (0.90 - FTE)	37,784	17,963	33,898	33,898		
511112	FICA - Employer's Portion	3,224	2,691	22,004	21,713		
511113	State Retirement - Employer's Portion	4,793	3,281	31,352	31,392		
511120	Employee Insurance - 5	7,800	5,850	39,000	39,000		
511130	Workers Compensation	163	135	1,037	1,022		
511213	SCRS - Emplr. Port. (Retiree)	0	789	0	0		
519999	Personnel Contingency	0	0	0	13,519		
	*** Total Personnel**	**61,161**	**50,089**	**381,029**	**390,478**		
	Operating Expenses						
521000	Office Supplies	0	55	0	300		
524201	General Tort Liability Insurance	219	219	226	226		
524202	Surety Bonds - 5	0	0	49	0		
525030	800 MHz Radio Service Charges - 1	0	0	0	606		
525031	800 MHz Radio Maintenance Charges - 1	0	0	0	110		
525041	E-mail Service Charges - 17	1,162	493	1,377	1,377		
525210	Conference, Meeting & Training Expense	0	740	2,600	1,500		
525230	Subscriptions, Dues, & Books	0	25	700	700		
529903	Contingency	0	0	0	0		
	*** Total Operating**	**1,381**	**1,532**	**4,952**	**4,819**		
	**** Total Personnel & Operating**	**62,542**	**51,621**	**385,981**	**395,297**		
	Capital						
540000	Small Tools & Minor Equipment	0	0	0	0		
	**** Total Capital**	**0**	**0**	**0**	**0**		
	Other Financing Uses						
812460	Op Trn to Drug Court	27,000	13,500	27,000	31,500		
812500	Op Trn to Victim Witness/Solicitor	83,117	41,559	83,117	94,160		
	*****Total Other Financing Uses**	**110,117**	**55,059**	**110,117**	**125,660**		
	***** Total Budget Appropriation**	**172,659**	**106,680**	**496,098**	**520,957**		

SECTION IV

COUNTY OF LEXINGTON
Capital Item Summary
Fiscal Year – 2015-16

Fund #	2611	Fund Title:	Solicitor State Funds
Organization #	141200	Organization Title:	Solicitor
Program #		Program Title:	Solicitor State Funds

Qty	Item Description	BUDGET 2015-16 Requested Amount
	Small Tools & Minor Equipment	0
	Minor Software	0

**** Total Capital (Transfer Total to Section III)** **0**

SECTION V. - PROGRAM OVERVIEW

Summary of Programs:

Solicitor State Funds

Program:

Objective:

Funds appropriated for Solicitor State Support are allocated to the SC Commission on Prosecution Coordination to be distributed on a per capita basis (using the latest decennial census) to the sixteen (16) Circuit Solicitors. This appropriation may not be used to supplant local funding. Any balance remaining at the end of a fiscal year must be carried over to the next year.

SECTION VI. LINE ITEM NARRATIVES

SECTION VI. A. - SUMMARY OF REVENUES

443500 – BOND ESTREATMENTS **$ 15,000**

Pursuant to SC Code of Laws Section 17-15-260, the Solicitor's Office receives 25% of the total revenue collected from the estreatment of surety bonds. The County General Fund receives a 50% share of the revenue, unless the case was generated within a municipality. If this is the case, the County General Fund and the municipality each get a 25% share. The remaining 25% goes to the State General Fund. Thus, if the Solicitor's portion is $15,000, the County General Fund will receive between $15,000 and $30,000, depending on which law enforcement agency generated the underlying cases. The Solicitor's Office has been diligent in seeking the estreatments of bonds which has led to bonding companies being more vigorous in finding defendants who have bench warrants issued against them. It is estimated that the Solicitor's Office share of estreatments for FY 2015-16 will be approximately $15,000.

451500 – CIRCUIT SOLICITOR – STATE SUPPLEMENT **$ 250,292**

State appropriation to provide supplemental funding for the Eleventh Judicial Circuit Solicitor's Office.

SECTION VI. B. - LISTING OF POSITIONS

Current Staffing Level:

Full Time Equivalent

Job Title	Positions	General Fund	Other Fund	Total	Grade
Assistant Solicitor II	2		2	2	25
Assistant Solicitor I	2		2	2	22
PT Secretary I	.9		.9	.9	6
Total	4.9		4.9	4.9	

All of the above positions require insurance.

Organization chart is displayed in Fund 1000 of the Solicitor's (141200) FY 15-16 Budget Request.

SECTION VI. C. - OPERATING LINE ITEM NARRATIVES

521000 – OFFICE SUPPLIES **$ 300**

To cover the cost of routine office supplies like business cards, badges, pens, paper, and envelopes.

524201 – GENERAL TORT LIABILITY INSURANCE **$ 226**

To cover the cost of general tort liability insurance coverage, per Risk Management.

524202 – SURETY BONDS - 5 **$ 0**

Per Risk Management, FY 2015-16 is a non-bond year.

525030 – 800 MHZ RADIO SERVICE CHARGES – 1 **$ 606**

To cover the service charges of one 800 MHz Radio. The anticipated annual service charge is $605.88.

525031 – 800 MHZ RADIO MAINTENANCE CHARGES – 1 **$ 110**

To cover the maintenance charges of one 800 MHz Radio. The anticipated annual maintenance charge is $109.56.

525041 – E-MAIL SERVICE CHARGES - 17 **$ 1,377**

The cost of e-mail services is $6.75 per month per account. 17 accounts @ 6.75 per account times 12 months.

525210 – CONFERENCE, MEETING & TRAINING EXPENSE **$ 1,500**

To cover the cost of continuing education conferences and courses for the attorneys to maintain their licenses.

525230 – SUBSCRIPTIONS, DUES & BOOKS **$ 700**

This account will cover costs associated with law books and annual updates; reference books and journals; subscriptions; SC Bar Association Dues and other required materials necessary to aid/improve prosecution within the Office of Solicitor.

529903 – CONTINGENCY **$ 0**

To cover the costs of any unanticipated expenses of operating this program.

SECTION VI. D. - CAPITAL LINE ITEM NARRATIVES

CAPITAL REQUEST

No capital items are requested.

OTHER FINANCING USES

812460 – OP TRN TO DRUG COURT **$ 31,500**

The Solicitor's State Funds contribution to the Drug Court Program.

812500 – OP TRN TO VICTIM WITNESS PROGRAM/SOLICITOR **$ 94,160**

To provide funding to assist with State required services to victims of crimes.

SECTION I

COUNTY OF LEXINGTON
PRE-TRIAL INTERVENTION GRANT
SUMMARY OF DEPARTMENTAL REVENUES
Annual Budget
FY 2015-16 Estimated Revenue

Fund: 2612
Division: SOLICITOR
Organization: 141200 - SOLICITOR

Object Code	Revenue Account Title	Actual 2012-13	Actual 2013-14	Anticipated 2014-15	Requested 2015-16	Recommend 2015-16	Approved 2015-16
	Revenues:						
456100	Program Income	185,248	190,355	314,272	326,475		
	**** Total Revenue (Section II)**	185,248	190,355	314,272	326,475		
	***** Total Appropriation (Section III)**			313,999	326,502		
	FUND BALANCE Beginning of Year			(246)	27		
	FUND BALANCE - Projected End of Year			27	0		

SECTION II

COUNTY OF LEXINGTON
Proposed Revenues
Fines, Fees, and Other
Budget FY - 2015-16

Fund #: 2612 Fund Name: Pre-Trial Intervention Grant

Organ. #: 141200 Organ. Name: Solicitor

Revenue Code	Fee Title	Actual Fees FY 2012-13	Actual Fees FY 2013-14	12/31/2014 Year-to-Date FY 2014-15	Anticipated Fiscal Year Total FY 2014-15	Budget: Units of Service	Budget: Current Fee	Budget: Current Total Estimated Fees FY 2015-16	Budget: Proposed Fee Change	Budget: Total Proposed Estimated Fees FY 2015-16
456100	Program Income	$185,248	$190,355	$96,909	$314,272			$326,475		$326,475

SECTION III

COUNTY OF LEXINGTON
PRE-TRIAL INTERVENTION GRANT
Annual Budget
Fiscal Year - 2015-16

Object Code	Revenue Account Title	Actual 2013-14	Received Thru Dec 2014-15	Amended Budget Thru Dec 2014-15	Projected Revenues Thru Jun 2014-15	Requested 2015-16	Recommend 2015-16	Approved 2015-16
	***Pre-Trial Intervention Fund 2612:**							
	Revenue:							
456100	Program Income	190,355	96,909	314,272	314,272	326,475		
461000	Investment Interest	0	0	0	0	0		
	**** Total Revenue**	190,355	96,909	314,272	314,272	326,475		
	*****Total Appropriation**				313,999	326,502		
	FUND BALANCE Beginning of Year				(246)	27		
	FUND BALANCE - Projected End of Year				27	0		

Fund: 2612
Division: Judicial
Organization: 141200 - Pre-Trial Intervention

Object Code	Expenditure Classification	2013-14 Expend	2014-15 Expend (Dec)	2014-15 Amended (Dec)	2015-16 Requested	***BUDGET*** 2015-16 Recommend	2015-16 Approved
	Personnel						
510100	Salaries & Wages - 5	140,261	68,101	228,266	228,821		
511112	FICA - Employer's Portion	9,500	4,618	17,462	17,505		
511113	State Retirement - Employer's Portion	14,878	7,423	24,881	25,308		
511120	Employee Insurance - 5	22,750	11,700	39,000	39,000		
511130	Workers Compensation	505	246	823	824		
519999	Personnel Contingency	0	0	0	10,899		
	*** Total Personnel**	**187,894**	**92,088**	**310,432**	**322,357**		
	Operating Expenses						
521100	Duplicating	1,891	977	1,940	2,437		
524201	General Tort Liability Insurance	167	167	172	172		
524202	Surety Bonds - 5	0	0	50	0		
524302	Court Ref Volunteer Liab Ins	0	0	1,000	1,050		
525041	E-mail Service Charges - 6	403	202	405	486		
529903	Contingency	0	0	0	0		
	*** Total Operating**	**2,461**	**1,346**	**3,567**	**4,145**		
	**** Total Personnel & Operating**	**190,355**	**93,434**	**313,999**	**326,502**		
	Capital						
	**** Total Capital**	**0**	**0**	**0**	**0**		
	***** Total Budget Appropriation**	**190,355**	**93,434**	**313,999**	**326,502**		

SECTION IV

COUNTY OF LEXINGTON
Capital Item Summary
Fiscal Year – 2015-16

Fund #	2612	Fund Title:	Pre-Trial Intervention Grant
Organization #	141200	Organization Title:	Solicitor
Program #		Program Title:	Pre-Trial Intervention Grant

Qty	Item Description	BUDGET 2015-16 Requested Amount
	Small Tools & Minor Equipment	0
	Minor Software	0

**** Total Capital (Transfer Total to Section III)** **0**

SECTION V. - PROGRAM OVERVIEW

Summary of Programs:

Pre-Trial Intervention Program

Program:

Objectives:

To assist the Circuit Solicitor, magistrates and city court judges in the handling of criminal cases by diverting offenders with no significant criminal history as specified by law from the traditional criminal justice system process into a program that promotes accountability and responsibility through counseling, community service and restitution to the victim resulting in dismissal of criminal charges, thereby relieving the courts of this burden of cases.

Service Standards:

a. To assist the Circuit Solicitor, magistrates and city court judges in the diversion of appropriate cases to the Pre-Trial Intervention (PTI) program.
b. To conduct application interviews, investigate the application by contacting victims, arresting officers and performing criminal history checks and accessing state PTI database to ensure that applicant has not previously been accepted into a PTI program.
c. Determine eligibility and present to Solicitor for approval; upon approval, schedule orientation date. If rejected, complete proper paperwork to return case to court.
d. Accept defendants into program, assign program requirements, make counseling and drug testing schedule, determine restitution amount and payment schedule.
e. Monitor progress through program and recommend successful completion or termination to Solicitor.
f. Complete proper paperwork and documentation of case in computer and in compliance with state statutes.

Service Level Indicators:	Actual FY 12/13	Actual FY 13/14	Actual July - Dec. FY 14/15	Estimated FY 14/15	Projected FY 15/16
Applications	911	934	491	940	945
Accepted	834	833	417	840	850
Rejected	216	229	160	230	235
Terminated	164	151	105	155	155
Completed	671	657	352	670	675

SECTION VI. LINE ITEM NARRATIVES

SECTION VI. A. - LISTING OF REVENUES

456100 – PROGRAM INCOME **$ 326,475**

The Pre-Trial Intervention program charges fees as set by SC Code of Laws Section 17-22-10. The application fee is $100 and the participation fee is $250. However, the Solicitor can waive fees or portion of fees in cases of indigence. The application fees are estimated to be $94,500 and the participation fees are estimated at $212,000 (850 participants x $250 - $500 waived fees = $212,000) plus $19,975 in carryover participant payment plan fees).

SECTION VI. B. – LISTING OF POSITIONS

Current Staffing Level:

		Full Time Equivalent			
Job Title	Positions	General Fund	Other Fund	Total	Grade
Director	1		1	1	18
Case Manager II	1		1	1	14
Case Manager I	2		2	2	12
Sr. Admin Asst.	1		1	1	9
Total Positions	5		5	5	

All of the above positions require insurance.

Organization chart is displayed in Fund 1000 of the Solicitor's (141200) FY 15-16 Budget Request.

SECTION VI. C. - OPERATING LINE ITEM NARRATIVES

521100 – DUPLICATING **$ 2,437**

This account will cover the cost of duplicating forms, letters, applications, warrants, documents, receipts, verification of community service sheets and other documents.

524201 – GENERAL TORT LIABILITY INSURANCE **$ 172**

To cover the cost of general tort liability insurance coverage, per Risk Management.

524202 – SURETY BONDS **$ 0**

Per Risk Management, FY 2015-16 is a non-bond year.

524302 – COURT REF VOLUNTEER LIABILITY INSURANCE **$ 1,050**

The Solicitor's Office Diversion Programs have one policy with CIMA for volunteer liability insurance. This one policy is shared between the Pre-Trial Intervention Program, Drug Court, AEP and Juvenile Arbitration to reduce membership fees. The cost to each program is: Pre-Trial Intervention pays 50%, Juvenile Arbitration pays 35%, Drug Court pays 5%, and AEP pays 10%. The estimated FY 2015-16 premium is $2,100.

525041 – E-MAIL SERVICE CHARGES **$ 486**

The cost of e-mail services is $6.75 per month per account. 6 accounts @ $6.75 per account times 12 months.

529903 – CONTINGENCY **$ 0**

To cover the cost of any unanticipated expenses of operating the program.

SECTION VI. D. - CAPITAL LINE ITEM NARRATIVES

CAPITAL REQUEST

No capital items are requested.

SECTION I

COUNTY OF LEXINGTON
WORTHLESS CHECK UNIT
SUMMARY OF DEPARTMENTAL REVENUES
Annual Budget
FY 2015-16 Estimated Revenue

Fund: 2613
Division: SOLICITOR
Organization: 141200 - SOLICITOR

Object Code	Revenue Account Title	Actual 2012-13	Actual 2013-14	Anticipated 2014-15	Requested 2015-16	Recommend 2015-16	Approved 2015-16
	Revenues:						
431004	Worthless Check Fees	224,023	183,945	180,773	123,153		
461000	Investment Interest	420	220	300	100		
	**** Total Revenue (Section II)**	224,443	184,165	181,073	123,253		
	***** Total Appropriation (Section III)**			385,935	328,515		
	Contingency:						
	Vacant Positions - 2/FT - 1/PT w/fringes			(102,214)			
	Vacant Positions - 3/FT - 1/PT w/fringes				(145,324)		
	Unused Contingency			(37,526)			
	Unused Salary 1/FT w/fringes switched to 1/PT			(7,667)			
	Insurance Not Needed - 1 active FT position			(7,800)			
	FUND BALANCE						
	Beginning of Year			109,593	59,938		
	FUND BALANCE - Projected						
	End of Year			59,938	0		

SECTION II

COUNTY OF LEXINGTON
Proposed Revenues
Fines, Fees, and Other
Budget FY - 2015-16

Fund #: 2613 Fund Name: Worthless Check Unit

Organ. #: 141200 Organ. Name: Solicitor

Revenue Code	Fee Title	Actual Fees FY 2012-13	Actual Fees FY 2013-14	12/31/2014 Year-to-Date FY 2014-15	Anticipated Fiscal Year Total FY 2014-15	Budget: Units of Service	Budget: Current Fee	Budget: Current Total Estimated Fees FY 2015-16	Budget: Proposed Fee Change	Budget: Total Proposed Estimated Fees FY 2015-16
431004	Worthless Check Fees	$224,023	$183,945	$61,900	$180,773			$123,153		$123,153
461000	Investment Interest	$420	$220	$65	$300			$100		$100

SECTION III

COUNTY OF LEXINGTON
WORTHLESS CHECK UNIT
Annual Budget
FY 2015-16 Estimated Revenue

Object Code	Revenue Account Title	Actual 2013-14	Received Thru Dec 2014-15	Amended Budget Thru Dec 2014-15	Projected Revenues Thru Jun 2014-15	Requested 2015-16	Recommend 2015-16	Approved 2015-16
	***Solicitor / Worthless Check Unit 2613:**							
	Revenues:							
431004	Worthless Check Fees	183,945	61,900	180,773	180,773	123,153		
461000	Investment Interest	220	65	300	300	100		
	**** Total Revenue**	184,165	61,965	181,073	181,073	123,253		
	*****Total Appropriation**				385,935	328,515		
	Contingency:							
	Vacant Positions - 2/FT - 1/PT w/fringes				(102,214)			
	Vacant Positions - 3/FT - 1/PT w/fringes					(145,324)		
	Unused Contingency				(37,526)			
	Unused Salary 1/FT w/fringes switched to 1/PT				(7,667)			
	Insurance Not Needed - 1 active FT position				(7,800)			
	FUND BALANCE							
	Beginning of Year				109,593	59,938		
	FUND BALANCE - Projected							
	End of Year				59,938	0		

COUNTY OF LEXINGTON
WORTHLESS CHECK UNIT
Annual Budget
Fiscal Year - 2015-16

Fund: 2613
Division: Judicial
Organization: 141200 - Solicitor

Object Code	Expenditure Classification	2013-14 Expend	2014-15 Expend (Dec)	2014-15 Amended (Dec)	2015-16 Requested	*BUDGET* 2015-16 Recommend	2015-16 Approved
	Personnel						
510100	Salaries & Wages - 5	127,076	56,094	177,389	173,843		
510300	Part Time - 2 (1.3625 FTE)	20,167	9,570	44,284	34,542		
511112	FICA Cost	10,552	4,714	16,958	15,942		
511113	SCRS - Employer's Portion	13,479	6,114	24,162	23,048		
511120	Employee Insurance - 5	23,400	11,700	39,000	39,000		
511130	Workers Compensation	487	219	775	751		
511213	SCRS - Employer's Portion (Retiree)	2,139	1,043	0	0		
519999	Personnel Contingency	0	0	0	9,925		
	*** Total Personnel**	**197,300**	**89,454**	**302,568**	**297,051**		
	Operating Expenses						
520200	Contracted Services	2,085	807	2,000	2,050		
521000	Office Supplies	2,609	490	2,500	2,500		
521100	Duplicating	558	326	1,500	700		
522200	Small Equipment Repairs & Maint.	636	0	650	425		
524201	General Tort Liability Insurance	213	213	219	219		
524202	Surety Bonds - 4	0	0	65	0		
525000	Telephone	1,851	925	1,950	1,950		
525020	Pagers and Cell Phones	66	0	0	0		
525021	Smart Phone Charges	540	212	700	675		
525041	E-mail Service Charges - 2	162	67	162	162		
525100	Postage	11,650	3,886	16,000	12,000		
525210	Conference, Meeting & Training Expense	0	537	750	750		
525240	Personal Mileage Reimbursement	3,253	1,606	5,000	3,500		
527040	Outside Personnel (Temporary)	5,083	0	10,000	6,458		
529903	Contingency	0	0	37,526	0		
	*** Total Operating**	**28,706**	**9,069**	**79,022**	**31,389**		
	**** Total Personnel & Operating**	**226,006**	**98,523**	**381,590**	**328,440**		
	Capital						
540000	Small Tools & Minor Equipment	0	0	300	75		
540010	Minor Software	0	0	0	0		
	All Other Equipment	0	3,942	4,045	0		
	**** Total Capital**	**0**	**3,942**	**4,345**	**75**		
	***** Total Budget Appropriation**	**226,006**	**102,465**	**385,935**	**328,515**		

SECTION IV

COUNTY OF LEXINGTON
Capital Item Summary
Fiscal Year – 2015-16

Fund #	2613	Fund Title:	Worthless Check Unit
Organization #	141200	Organization Title:	Solicitor
Program #		Program Title:	Worthless Check Unit

Qty	Item Description	BUDGET 2015-16 Requested Amount
	Small Tools & Minor Equipment	75
	Minor Software	0

**** Total Capital (Transfer Total to Section III)** **75**

SECTION V. - PROGRAM OVERVIEW

Summary of Program:

Worthless Check Unit

Program:

Objectives:

The Worthless Check Unit was established by the Solicitor's Office under authority of FY 2003-04 State Budget Proviso 33.6 and is currently operating pursuant to SC Code of Laws Section 17-22-710. It is designed to assist victims of fraudulent checks in collecting restitution. This program is provided at no cost to the victims.

The program is self-supporting and provides additional revenue to Lexington County through fees added to each fraudulent check processed by the Worthless Check Unit. Depending on the amount of the fraudulent check, the Worthless Check Unit receives between $50-$150 on each paid check, while Lexington County receives $41 on each paid check.

In January 2012, the Worthless Check Unit began working with the Lexington County Sheriff's Office to assist them with dormant check warrant cases. A dormant check warrant is a warrant where unsuccessful attempts have been made by the Lexington County Sheriff's Office to locate the check writer.

Processed check cases by fiscal year (July 1 to June 30)

	SERVICE LEVELS				
Service Level Indicators:	**Actual FY 12/13**	**Actual FY 13/14**	**Actual July - Dec. FY 14/15**	**Anticipated FY 14/15**	**Estimated FY 15/16**
Traditional Check Cases	3286	3,075	1,300	2,500	2,500
Dormant Check Warrant Cases	6,005	3,378	485	1,100	1,200
Total	**9,291**	**6,453**	**1,785**	**3,600**	**3,700**

Terminology:

- Traditional Check Cases - Checks that are submitted to the Worthless Check Unit by the victim or his/her representative.
- Dormant Check Warrant Cases - a warrant where unsuccessful attempts have been made by the Lexington County Sheriff's Office to locate the check writer.

Program synopsis based on calendar year (January 1 to December 31)

	SERVICE LEVELS			
Service Level Indicators:	**Calendar Year 2011**	**Calendar Year 2012**	**Calendar Year 2013**	**Calendar Year 2014**
Traditional Check Cases				
- Received	4,541	3,728	3,103	2,713
- Collected	3,628	3,074	2,349	2,068
- Overall Collection Rate	80 %	82 %	76 %	76 %
- Avg. Solicitor Fee for Calendar Year	$ 56.36	$ 56.49	$ 59.71	$ 57.71
Dormant Check Warrant Cases				
- Received	-	5,859	5,694	1,148
- Collected Checks:				
Received in Same Calendar Year	-	1,177	1,198	211
Received in Prior Calendar Year(s)	-	0	295	245
- Collection Rate:				
Received in Same Calendar Year	-	20%	21%	18%
Received in Prior Calendar Year(s)	-	0%	5%	4%
- Overall Collection Rate	-	20 %	26 %	22 %
- Avg. Solicitor Fee for Calendar Year	-	$ 50.34	$ 50.45	$51.15
Merchant Restitution/Service Fees	$ 1,014,221.51	$ 930,522.79	$ 873,271.24	$ 480,664.30

SECTION VI. LINE ITEM NARRATIVES

SECTION VI. A. – LISTING OF REVENUES

431004 – WORTHLESS CHECK FEES **$ 123,153**

The Worthless Check Fees are established in SC Code of Laws Section 17-22-710. It states that for every check, the fee ranges from $50 to $150 depending on the amount of the check. Estimated revenues are determined by using the formula in the charts below. The Worthless Check Unit FY 2015-16 estimated revenues are $123,153.

Traditional Check Cases

FY 15-16 estimate of checks received		2,500
Calendar year 2014 collection rate summary	x	76 %
FY 15-16 estimate of checks collected		1,900
Calendar year 2014 average Solicitor fee	x	$ 57.71
Traditional Check Cases estimated revenue		**$ 109,649.00**

Dormant Check Warrant Cases

FY 15-16 estimate of checks received		1,200
Calendar year 2014 collection rate summary	x	22 %
FY 15-16 estimate of checks collected		264
Calendar year 2014 average Solicitor fee	x	$ 51.15
Dormant Check Warrant Cases estimated revenue		**$ 13,503.60**

Estimated Revenue Summary

Traditional Check Cases estimated revenue		$ 109,649.00
Dormant Check Warrant Cases estimated revenue	+	$ 13,503.60
Total estimated revenue		**$ 123,152.60**

461000 – INVESTMENT INTEREST **$ 100**

Interest earned on Worthless Check Fees.

SECTION VI. B. – LISTING OF POSITIONS

Current Staffing Level:

		Full Time Equivalent			
Job Title	**Positions**	**General Fund**	**Other Fund**	**Total**	**Grade**
Director	1		1	1	16
Case Manager	1		1	1	9
Secretary	1		1	1	6
Clerk	2		2	2	4
Clerk P/T	2		1.3625	1.3625	4
Total Positions	7		6.3625	6.3625	

The five full time positions require health insurance.

Organization chart is displayed in Fund 1000 of the Solicitor's (141200) FY 15-16 Budget Request.

SECTION VI. C. - OPERATING LINE ITEM NARRATIVES

520200 – CONTRACTED SERVICES **$ 2,050**

To cover the cost of West's CLEAR (Consolidated Lead Evaluation and Reporting). This service is available only to Law Enforcement Agencies and allows for a detailed search of public records and public utilities to aid the Worthless Check Unit in locating check writers.

521000 – OFFICE SUPPLIES **$ 2,500**

This account will cover routine office supplies (paper, pens, sheet protectors, envelopes) as well as other supplies such as toner for the 3 high volume LaserJet Printers.

521100 – DUPLICATING **$ 700**

This account will cover the cost of duplicating forms, letters, applications, warrants, documents, receipts, police reports and other documents.

522200 – SMALL EQUIPMENT REPAIRS & MAINTENANCE **$ 425**

The Worthless Check Unit uses 3 high volume printers that require routine maintenance. This account will cover the cost of the routine maintenance and any needed repairs.

524201 – GENERAL TORT LIABILITY INSURANCE **$ 219**

To cover the cost of general tort liability insurance coverage, per Risk Management.

524202 - SURETY BONDS **$ 0**

Per Risk Management, FY 2015-16 is a non-bond year.

525000 – TELEPHONE **$ 1,950**

This account will cover the cost of telephone service.

525020 – PAGERS AND CELL PHONES **$ 0**

None.

525021 – SMART PHONE CHARGES **$ 675**

To cover the cost of the Worthless Check Unit Director's smart phone charges.

525041 – E-MAIL SERVICE CHARGES **$ 162**

The cost of e-mail services is $6.75 per month per account. 2 accounts @ $6.75 per account times 12 months.

525100 – POSTAGE **$ 12,000**

To cover the cost of postage for mailing first class mail, certified letters and large envelopes.

525210 – CONFERENCE, MEETING & TRAINING EXPENSE **$ 750**
To cover the cost of conferences required for certification.

525240 – PERSONAL MILEAGE REIMBURSEMENT **$ 3,500**
Estimated cost of mileage reimbursement for the Director who travels to meet with merchants, and attend court at Magistrate's offices.

527040 – OUTSIDE PERSONNEL (TEMPORARY) **$ 6,458**
This request is to cover the cost of any temporary personnel.

529903 - CONTINGENCY **$ 0**
To cover the cost of any unanticipated expenses of operating the unit.

SECTION VI. D. - CAPITAL LINE ITEM NARRATIVES

CAPITAL REQUEST:

54000 – SMALL TOOLS & MINOR EQUIPMENT **$ 75**

To cover the cost of miscellaneous items such as calculators, phone headsets, and minor furniture.

540010 – MINOR SOFTWARE **$ 0**

None.

SECTION I

COUNTY OF LEXINGTON
SOLICITOR / DUI/DRUG CASE PROSECUTION
SUMMARY OF DEPARTMENTAL REVENUES
Annual Budget
FY 2015-16 Estimated Revenue

Fund: 2614
Division: SOLICITOR
Organization: 141200 - SOLICITOR

Object Code	Revenue Account Title	Actual 2012-13	Actual 2013-14	Anticipated 2014-15	Requested 2015-16	Recommend 2015-16	Approved 2015-16
	Revenues:						
451500	Circuit Solicitor - State Supplement	0	0	75,412	82,436		
456100	Program Income	0	75,190	0	0		
	** Total Revenue (Section II)	0	75,190	75,412	82,436		
	*** Total Appropriation (Section III)			75,412	82,436		
	FUND BALANCE Beginning of Year			0	0		
	FUND BALANCE - Projected End of Year			0	0		

SECTION II

COUNTY OF LEXINGTON
Proposed Revenues
Fines, Fees, and Other
Budget FY - 2015-16

Fund #: 2614 Fund Name: Solicitor / DUI/Drug Case Prosecution

Organ. #: 141200 Organ. Name: Solicitor

Revenue Code	Fee Title	Actual Fees FY 2012-13	Actual Fees FY 2013-14	12/31/2014 Year-to-Date FY 2014-15	Anticipated Fiscal Year Total FY 2014-15	Budget				
						Units of Service	Current Fee	Current Total Estimated Fees FY 2015-16	Proposed Fee Change	Total Proposed Estimated Fees FY 2015-16
451500	Circuit Solicitor State Supplement	$0	$0	$7,441	$75,412			$82,436		$82,436
456100	Program Income	$0	$75,190	$0	$0			$0		$0

SECTION III

COUNTY OF LEXINGTON
SOLICITOR / DUI/DRUG CASE PROSECUTION
Annual Budget
Fiscal Year - 2015-16

Object Code	Revenue Account Title	Actual 2013-14	Received Thru Dec 2014-15	Amended Budget Thru Dec 2014-15	Projected Revenues Thru Jun 2014-15	Requested 2015-16	Recommend 2015-16	Approved 2015-16
	***Sol / DUI/Drug Case Prosecution 2614:**							
	Revenue:							
451500	Circuit Solicitor - State Supplement	0	7,441	75,412	75,412	82,436		
456100	Program Income	75,190	0	0	0	0		
	**** Total Revenue**	75,190	7,441	75,412	75,412	82,436		
	*****Total Appropriation**				75,412	82,436		
	FUND BALANCE Beginning of Year				0	0		
	FUND BALANCE - Projected End of Year				0	0		

Fund: 2614
Division: Judicial
Organization: 141200 - Solicitor

Object Code	Expenditure Classification	2013-14 Expend	2014-15 Expend (Dec)	2014-15 Amended (Dec)	2015-16 Requested	*BUDGET* 2015-16 Recommend	2015-16 Approved
	Personnel						
510100	Salaries & Wages - 1	55,510	5,107	55,332	58,804		
511112	FICA - Employer's Portion	4,107	377	4,233	4,499		
511113	State Retirement - Employer's Portion	5,888	557	6,031	6,504		
511120	Employee Insurance - 1	7,800	1,300	7,800	7,800		
511130	Workers Compensation	200	18	199	212		
519999	Personnel Contingency	0	0	0	2,801		
	*** Total Personnel**	**73,505**	**7,359**	**73,595**	**80,620**		
	Operating Expenses						
524201	General Tort Liability Insurance	23	75	24	77		
524202	Surety Bonds - 1	0	0	10	0		
525021	Smart Phone Charges	791	0	700	700		
525041	E-mail Service Charges - 1	81	7	81	81		
525210	Conference, Meeting & Training Expense	691	0	800	750		
525240	Personal Mileage Reimbursement	99	0	202	208		
	*** Total Operating**	**1,685**	**82**	**1,817**	**1,816**		
	**** Total Personnel & Operating**	**75,190**	**7,441**	**75,412**	**82,436**		
	Capital						
	*** Total Capital**	**0**	**0**	**0**	**0**		
	***** Total Budget Appropriation**	**75,190**	**7,441**	**75,412**	**82,436**		

SECTION IV

COUNTY OF LEXINGTON
Capital Item Summary
Fiscal Year – 2015-16

Fund #	2614	Fund Title:	Solicitor / DUI/Drug Case Prosecution
Organization #	141200	Organization Title:	Solicitor
Program #		Program Title:	Solicitor / DUI/Drug Case Prosecution

Qty	Item Description	**BUDGET** 2015-16 Requested Amount
	Small Tools & Minor Equipment	0
	Minor Software	0

**** Total Capital (Transfer Total to Section III)** **0**

SECTION V. - PROGRAM OVERVIEW

Summary of Programs:

Solicitor DUI/Drug Case Prosecution

Program:

Objective:

The prosecutor position in this fund primarily handles alcohol and/or drug related driving offense cases. This position is funded entirely through the Eleventh Judicial Circuit Solicitor's State Funds, with no money coming from the Lexington County General Fund.

SECTION VI. LINE ITEM NARRATIVES

SECTION VI. A. – LISTING OF REVENUES

451500 – CIRCUIT SOLICITOR - STATE SUPPLEMENT **$ 82,436**

The funding for this position is from the Eleventh Judicial Circuit Solicitor's State Funds. The Solicitor reimburses the County on a quarterly basis for expenses incurred. No General Fund money is involved.

456100 – PROGRAM INCOME **$ 0**

None.

SECTION VI. B. - LISTING OF POSITIONS

Current Staffing Level:

		Full Time Equivalent			
Job Title	**Positions**	**General Fund**	**Other Fund**	**Total**	**Grade**
Assistant Solicitor I	1		1	1	22
Total	1		1	1	

This position requires insurance.

Organization chart is displayed in Fund 1000 of the Solicitor's (141200) FY 15-16 Budget Request.

SECTION VI. C. - OPERATING LINE ITEM NARRATIVES

524201 – GENERAL TORT LIABILITY INSURANCE **$ 77**

To cover the cost of general tort liability insurance coverage, per Risk Management.

524202 – SURETY BONDS **$ 0**

Per Risk Management, FY 2015-16 is a non-bond year.

525021 – SMART PHONE CHARGES **$ 700**

To cover the annual cost of a smart phone.

525041 – E-MAIL SERVICE CHARGES **$ 81**

The cost of e-mail services is $6.75 per month per account. 1 account @ $6.75 per account times 12 months.

525210 – CONFERENCE, MEETING & TRAINING EXPENSE **$ 750**

To cover the cost of continuing education conferences and courses for the attorney to maintain his/her license.

525240 – PERSONAL MILEAGE REIMBURSEMENT **$ 208**

To cover the cost of reimbursing the Assistant Solicitor for mileage when using his/her personal vehicle for work related business, to include traveling to court.

SECTION VI. D. - CAPITAL LINE ITEM NARRATIVES

CAPTIAL REQUEST

No capital items are requested.

SECTION I

COUNTY OF LEXINGTON
ALCOHOL EDUCATION PROGRAM
SUMMARY OF DEPARTMENTAL REVENUES
Annual Budget
FY 2015-16 Estimated Revenue

Fund: 2615
Division: SOLICITOR
Organization: 141200 - SOLICITOR

Object Code	Revenue Account Title	Actual 2012-13	Actual 2013-14	Anticipated 2014-15	Requested 2015-16	Recommend 2015-16	Approved 2015-16
	Revenues:						
456100	Program Income	23,555	24,490	25,000	25,750		
	**** Total Revenue (Section II)**	23,555	24,490	25,000	25,750		
	***** Total Appropriation (Section III)**			103,179	83,517		
	Contingency						
	Vacant Position - 1/FT w/fringes			(55,624)	(57,604)		
	Unused			(22,718)			
	FUND BALANCE						
	Beginning Year			0	163		
	FUND BALANCE - Projected						
	End of Year			163	0		

SECTION II

COUNTY OF LEXINGTON
Proposed Revenues
Fines, Fees, and Other
Budget FY - 2015-16

Fund #: 2615 Fund Name: Alcohol Education Program

Organ. #: 141200 Organ. Name: Solicitor

Revenue Code	Fee Title	Actual Fees FY 2012-13	Actual Fees FY 2013-14	12/31/2014 Year-to-Date FY 2014-15	Anticipated Fiscal Year Total FY 2014-15	Budget: Units of Service	Budget: Current Fee	Budget: Current Total Estimated Fees FY 2015-16	Budget: Proposed Fee Change	Budget: Total Proposed Estimated Fees FY 2015-16
456100	Program Income	$23,555	$24,490	$12,246	$25,000			$25,750		$25,750

SECTION III

COUNTY OF LEXINGTON
ALCOHOL EDUCATION PROGRAM
Annual Budget
Fiscal Year - 2015-16

Object Code	Revenue Account Title	Actual 2013-14	Received Thru Dec 2014-15	Amended Budget Thru Dec 2014-15	Projected Revenues Thru Jun 2014-15	Requested 2015-16	Recommend 2015-16	Approved 2015-16
	***Alcohol Education Program 2615:**							
	Revenues:							
456100	Program Income	24,490	12,246	25,000	25,000	25,750		
	**** Total Revenue**	24,490	12,246	25,000	25,000	25,750		
	*****Total Appropriation**				103,179	83,517		
	Contingency:							
	Vacant Position - 1/FT w/fringes				(55,624)	(57,604)		
	Unused				(22,718)			
	FUND BALANCE							
	Beginning of Year				0	163		
	FUND BALANCE - Projected							
	End of Year				163	0		

Fund: 2615
Division: Judicial
Organization: 141200 - Solicitor

Object Code	Expenditure Classification	2013-14 Expend	2014-15 Expend (Dec)	2014-15 Amended (Dec)	*BUDGET* 2015-16 Requested	2015-16 Recommend	2015-16 Approved
	Personnel						
510100	Salaries & Wages - 1.3	18,691	8,886	58,851	58,851		
511112	FICA Cost	1,364	649	4,502	4,502		
511113	State Retirement	1,982	969	6,415	6,509		
511120	Insurance Fund Contribution - 1.3	2,340	1,170	10,140	10,140		
511130	Workers Compensation	67	32	212	212		
519999	Personnel Contingency	0	0	0	2,803		
	*** Total Personnel**	**24,444**	**11,706**	**80,120**	**83,017**		
	Operating Expenses						
524201	General Tort Liability Insurance	46	46	47	47		
524202	Surety Bonds	0	0	13	0		
524302	Court Referred Volunteer Liability Ins	0	0	200	210		
525041	E-mail Service Charges - 1	0	0	81	81		
529903	Contingency	0	0	22,718	162		
	*** Total Operating**	**46**	**46**	**23,059**	**500**		
	**** Total Personnel & Operating**	**24,490**	**11,752**	**103,179**	**83,517**		
	Capital						
	**** Total Capital**	**0**	**0**	**0**	**0**		
	***** Total Budget Appropriation**	**24,490**	**11,752**	**103,179**	**83,517**		

SECTION IV

COUNTY OF LEXINGTON
Capital Item Summary
Fiscal Year – 2015-16

Fund #	2615	Fund Title:	Alcohol Education Program
Organization #	141200	Organization Title:	Solicitor
Program #		Program Title:	Alcohol Education Program

Qty	Item Description	BUDGET 2015-16 Requested Amount
	Small Tools & Minor Equipment	0
	Minor Software	0

**** Total Capital (Transfer Total to Section III)** **0**

SECTION V. - PROGRAM OVERVIEW

Summary of Programs:

Alcohol Education Program

Program:

Objectives:

To facilitate the handling of alcohol related criminal cases by diverting offenders from Magistrate and Municipal Court with no significant criminal history from the traditional criminal justice system. The Alcohol Education Program (AEP) promotes accountability and responsibility through educational counseling, community service and a defensive driving/practical skills course. The program serves in aiding courts with the burden of these cases.

Service Standards:

- To assist Magistrate and Municipal Court Judges in the diversion of appropriate cases into AEP.
- To conduct application interviews and perform criminal history checks.
- Determine eligibility and present to Solicitor for approval.
- Accept defendants into program, assign program requirements, make counseling schedule and defensive driving/practical skills appointments.
- Recruit community service sites that will provide meaningful experiences for the young adults.
- Monitor progress through program and recommend successful completion or termination to Solicitor.
- Complete proper paperwork and documentation of case in the computer in compliance with state statute.

	SERVICE LEVELS				
Service Level Indicators:	**Actual FY 12/13**	**Actual FY 13/14**	**Actual July –Dec. FY 14/15**	**Estimated FY 14/15**	**Projected FY 15/16**
Enrolled	139	122	59	100	103
Successful	134	100	58	90	93
Terminated	14	15	8	11	12

*** All Enrolled participants in the AEP program must successfully complete the Alive at 25 program administered by the South Carolina National Safety Council as well as the M.E.D.I.C. Program administered by the Lexington County Department of Emergency Medical Services.***

SECTION VI. LINE ITEM NARRATIVES

SECTION VI. A. - LISTING OF REVENUES

456100 – Program Income **$ 25,750**

The Alcohol Education Program charges an enrollment fee set by South Carolina Code of Laws Section 17-22-550. The enrollment fee is $250. Scheduled payment plans are utilized. The Solicitor can waive fees in cases of indigence. The number of applicants for FY 15-16 is estimated to be 103. The enrollment income is estimated at 103 applicants x $250 = $25,750.

SECTION VI. B. – LISTING OF POSITIONS

Staffing Level:

		Full Time Equivalent			
Job Title	**Positions**	**General Fund**	**Other Fund**	**Total**	**Grade**
Director	1		.30	.30	17
Coordinator	1		1	1	12
Total Positions	2		1.30	1.30	

1.30 positions qualify for health insurance.

Organization chart is displayed in Fund 1000 of the Solicitor's (141200) FY 15-16 Budget Request.

SECTION VI. C. - OPERATING LINE ITEM NARRATIVES

524201 – GENERAL TORT LIABILITY INSURANCE **$ 47**

To cover the cost of general tort liability insurance coverage, per Risk Management.

524202 – SURETY BONDS **$ 0**

Per Risk Management, FY 2015-16 is a non-bond year.

524302 – COURT REFERRED VOLUNTEER LIABILITY INSURANCE **$ 210**

The Solicitor's Office Diversion Programs have one policy with CIMA for volunteer liability insurance. This one policy is shared between the Pre-Trial Intervention Program, Drug Court, AEP and Juvenile Arbitration to reduce membership fees. The cost to each program is: Pre-Trial Intervention pays 50%, Juvenile Arbitration pays 35%, Drug Court pays 5%, and AEP pays 10%. The estimated FY 2015-16 premium is $2,100.

525041 – E-MAIL SERVICE CHARGES **$ 81**

The cost of e-mail services is $6.75 per month per account. 1 account @ $6.75 per account times 12 months.

529903 – CONTINGENCY **$ 162**

To cover the cost of any unanticipated expenses of operating the program.

SECTION VI. D. - CAPITAL LINE ITEM NARRATIVES

CAPITAL REQUEST

No capital items are requested.

SECTION I

COUNTY OF LEXINGTON
BROKER DISCLOSURE PENALTY
SUMMARY OF DEPARTMENTAL REVENUES
Annual Budget
FY 2015-16 Estimated Revenue

Fund: 2616
Division: Judicial
Organization: 141200-Solicitor

Object Code	Revenue Account Title	Actual 2012-13	Actual 2013-14	Anticipated 2014-15	Requested 2015-16	Recommend 2015-16	Approved 2015-16
	Revenues:						
461000	Investment Interest	0	125	1,000	500		
469912	Litigation Settlement	0	0	0	0		
	**** Total Revenue (Section II)**	0	125	1,000	500		
	***** Total Appropriation (Section III)**			199,228	625		
	FUND BALANCE						
	Beginning of Year			198,353	125		
	FUND BALANCE - Projected						
	End of Year			125	0		

SECTION II

COUNTY OF LEXINGTON
Proposed Revenues
Fines, Fees, and Other
Budget FY - 2015-16

Fund #: 2616 Fund Name: Broker Disclosure Penalty

Organ. #: 141200 Organ. Name: Solicitor

Revenue Code	Fee Title	Actual Fees FY 2012-13	Actual Fees FY 2013-14	12/31/2014 Year-to-Date FY 2014-15	Anticipated Fiscal Year Total FY 2014-15	Budget: Units of Service	Budget: Current Fee	Budget: Current Total Estimated Fees FY 2015-16	Budget: Proposed Fee Change	Budget: Total Proposed Estimated Fees FY 2015-16
461000	Investment Interest	$0	$125	$221	$1,000			$500		$500
469912	Litigation Settlement	$0	$0	$0	$0			$0		$0

SECTION III

COUNTY OF LEXINGTON
BROKER DISCLOSURE PENALTY
Annual Budget
Fiscal Year - 2015-16

Object Code	Revenue Account Title	Actual 2013-14	Received Thru Dec 2014-15	Amended Budget Thru Dec 2014-15	Projected Revenues Thru Jun 2014-15	Requested 2015-16	Recommend 2015-16	Approved 2015-16
	***Broker Disclosure Penalty 2616:**							
	Revenues:							
461000	Investment Interest	125	221	1,000	1,000	500		
469912	Litigation Settlement	0	0	0	0	0		
	**** Total Revenue**	125	221	1,000	1,000	500		
	*****Total Appropriation**				199,228	625		
	FUND BALANCE Beginning of Year				198,353	125		
	FUND BALANCE - Projected End of Year				125	0		

Fund: 2616
Division: Judicial
Organization: 141200 - Solicitor

Object Code	Expenditure Classification	2013-14 Expend	2014-15 Expend (Dec)	2014-15 Amended (Dec)	2015-16 Requested	*BUDGET* 2015-16 Recommend	2015-16 Approved
	Personnel						
	*** Total Personnel**	**0**	**0**	**0**	**0**		
	Operating Expenses						
529903	Contingency	0	0	199,228	625		
	*** Total Operating**	**0**	**0**	**199,228**	**625**		
	**** Total Personnel & Operating**	**0**	**0**	**199,228**	**625**		
	Capital						
	**** Total Capital**	**0**	**0**	**0**	**0**		
	***** Total Budget Appropriation**	**0**	**0**	**199,228**	**625**		

SECTION IV

COUNTY OF LEXINGTON
Capital Item Summary
Fiscal Year - 2015-16

Fund #	2616	Fund Title:	Broker Disclosure Penalty
Organization #	141200	Organization Title:	Solicitor
Program #		Program Title:	Broker Disclosure Penalty

Qty	Item Description	BUDGET 2015-16 Requested Amount
	Small Tools & Minor Equipment	0
	Minor Software	0

**** Total Capital (Transfer Total to Section III)** **0**

SECTION V. - PROGRAM OVERVIEW

Summary of Program:

Broker Disclosure Penalty

Program:

Objectives:

This program is the result of a mortgage broker disclosure settlement. The funds in this account reflect the portion of the settlement that the Solicitor's Office received.

There is a specific prohibition against supplanting local government funds.

SECTION VI. LINE ITEM NARRATIVES

SECTION VI. A. – LISTING OF REVENUES

461000 – INVESTMENT INTEREST **$ 500**

Interest earned on Broker Disclosure Penalty funds.

469912 – LITIGATION SETTLEMENT **$ 0**

None.

SECTION VI. B. – LISTING OF POSITIONS

Current Staffing Level:

This fund does not have any personnel.

SECTION VI. C. - OPERATING LINE ITEM NARRATIVES

529903 – CONTINGENCY **$ 625**

To cover the cost of any unanticipated expenses.

SECTION VI. D. - CAPITAL LINE ITEM NARRATIVES

CAPITAL REQUEST

No capital items are requested.

COUNTY OF LEXINGTON
LAW ENFORCEMENT/TITLE IV-D PROCESS SERVER
Annual Budget
Fiscal Year - 2015-16

Object Code	Revenue Account Title	Actual 2013-14	Received Thru Dec 2014-15	Amended Budget Thru Dec 2014-15	Projected Revenues Thru Jun 2014-15	Requested 2015-16	Recommend 2015-16	Approved 2015-16
	***L/E - Title IV-D Process Server 2411:**							
	Revenues:							
451803	IV-D Service of Process Pmts	24,768	8,184	27,000	27,000	23,254		
461000	Investment Interest	342	160	0	0	0		
	**** Total Revenue**	25,110	8,344	27,000	27,000	23,254	0	0
	*****Total Appropriation**				278,403	17,500	0	0
	Contingency:							
	Unused				256,903			
	FUND BALANCE							
	Beginning of Year				250,337	255,837	255,837	255,837
	FUND BALANCE - Projected							
	End of Year				255,837	261,591	255,837	255,837

Fund 2411
Division: Law Enforcement
Organization: 151200 - Operations

Object Code	Expenditure Classification	2013-14 Expend	2014-15 Expend (Dec)	2014-15 Amended (Dec)	BUDGET 2015-16 Requested	2015-16 Recommend	2015-16 Approved
	Personnel						
	*** Total Personnel**	**0**	**0**	**0**	**0**	**0**	**0**
	Operating Expenses						
520200	Contracted Services	0	0	0	0		
520246	NCIC Access Fee	0	0	180	180		
520300	Professional Services	2,555	461	9,400	9,400		
524201	General Tort Liability Insurance	0	0	0	0		
525004	WAN Service Charges	0	0	1,920	1,920		
525020	Pagers and Cell Phones - 3	1,576	658	6,000	6,000		
525600	Uniforms & Clothing	0	0	4,000	0		
529903	Contingency	0	0	256,903	0		
	*** Total Operating**	**4,131**	**1,119**	**278,403**	**17,500**	**0**	**0**
	**** Total Personnel & Operating**	**4,131**	**1,119**	**278,403**	**17,500**	**0**	**0**
	Capital						
540000	Small Tools & Minor Equipment	0	0	0	0		
540010	Minor Software	0	0	0	0		
	All Other Equipment	0	0	0	0		
	**** Total Capital**	**0**	**0**	**0**	**0**	**0**	**0**
	***** Total Budget Appropriation**	**4,131**	**1,119**	**278,403**	**17,500**	**0**	**0**

SECTION V. – PROGRAM OVERVIEW

The Lexington County Sheriff's Department has a contract to serve non-support papers initiated by SC Department of Social Services. This contracted service generates revenue of $16.50 per service and $16.50 per warrant of failure to comply. The revenue generated by this contract is used to fund the operating expenses associated with the investigation of Title IV-D papers and the service of them.

SECTION VI. A. - SUMMARY OF REVENUES

451803 – IV-D SERVICE OF PROCESS PAYMENTS **$ 23,254**

This revenue is generated from a contract with SC Department of Social Services for LCSD to serve non-support papers. This contracted service generates revenue of $16.50 per service and $16.50 per warrant of failure to comply. This revenue is used to fund the operating expenses associated with the investigation of Title IV-D papers and the service of them.

SECTION VI. C. - OPERATING LINE ITEM NARRATIVES

520246 – NCIC ACCESS FEE **$ 180**

Access fees paid for communications with National Crime Information Center. The estimated cost is $15 a month * 1 user * 12 months = $ 180.

520300 - PROFESSIONAL SERVICES **$ 9,400**

Professional services are required to obtain subpoenas for records, and public information database search services for investigations.

Subpoena for phone charges (Bellsouth)	$ 1,000
Subpoena for other records (Various Vendors)	$ 2,000
Public Record Information (Accurint)	$ 4,000
L-Site Phone Link (Sprint/Nextel)	$ 2,400

525004 – WAN SERVICE CHARGES **$ 1,920**

This account is used to pay connection charges for wide area networks to include air card service.

(4) Aircards @ $40 per month per card	$ 1,920

525020 – PAGERS AND CELL PHONES **$ 0**

Smart phones have been requested for the individuals assigned to the task force.

525020 – PAGERS AND CELL PHONES **$ 6,000**

All vital communications cannot occur over the 800 MHz radio system. Therefore, mobile telephones and pagers are required for immediate response when required. The amount budgeted is based on
5 phones @ $100 per month per phone = $ 6,000

COUNTY OF LEXINGTON
BULLETPROOF VEST PROGRAM
Annual Budget
Fiscal Year - 2015-16

Object Code	Revenue Account Title	Actual 2013-14	Received Thru Dec 2014-15	Amended Budget Thru Dec 2014-15	Projected Revenues Thru Jun 2014-15	Requested 2015-16	Recommend 2015-16	Approved 2015-16
	***L/E - Bulletproof Vest Program 2414:**							
	Revenues:							
457000	Federal Grant Income	0	0	2,000	2,000	2,000		
461000	Investment Interest	0	0	0	0	0		
801000	Op Trn From General Fund/LE	0	0	2,000	2,000	2,000		
	**** Total Revenue**	0	0	4,000	4,000	4,000	0	0
	*****Total Appropriation**				4,071	4,000	0	0
	FUND BALANCE Beginning of Year				305	234	234	234
	FUND BALANCE - Projected End of Year				234	234	234	234

This grant is split 50% coming from USDOJ and 50% is the County's match.

Fund 2414
Division: Law Enforcement
Organization: 151200 - Operations

Object Code	Expenditure Classification	2013-14 Expend	2014-15 Expend (Dec)	2014-15 Budgeted (Dec)	2015-16 Requested	***BUDGET*** 2015-16 Recommend	2015-16 Approved
	Personnel						
	*** Total Personnel**	**0**	**0**	**0**	**0**	**0**	**0**
	Operating Expenses						
525600	Uniforms & Clothing	0	0	4,000	4,000		
529903	Contingency	0	0	71	0		
	*** Total Operating**	**0**	**0**	**4,071**	**4,000**	**0**	**0**
	**** Total Personnel & Operating**	**0**	**0**	**4,071**	**4,000**	**0**	**0**
	Capital						
	**** Total Capital**	**0**	**0**	**0**	**0**	**0**	**0**
	***** Total Budget Appropriation**	**0**	**0**	**4,071**	**4,000**	**0**	**0**

SECTION V. – PROGRAM OVERVIEW

The Bulletproof Vest Partnership Grant funds up to 50 percent of the cost of each vest purchased or replaced by law enforcement applicants with vest models that comply with the requirements of the office of Justice Programs' National Institute of Justice. The new allocation principle required by Congress is to fund the full 50 percent of requested vest needs for applications from jurisdictions with a population under 100,000. The remaining funds will be applied towards the applications from jurisdictions exceeding a population of 100,000 people.

SECTION VI. A. - SUMMARY OF REVENUES

457000 – FEDERAL GRANT INCOME **$ 2,000**

The Bulletproof Vest Partnership Grant funds up to 50% of the cost of vest purchased by law enforcement applicants with vest models that comply with the requirements of the office of Justice Programs' National Institute of Justice. Last fiscal year we did not receive a grant award; therefore, the amount budgeted for this fiscal year has been reduced.

801000 – OPERATING TRANSFER TO BULLETPROOF VEST PROGRAM **$ 2,000**

This budget item will cover the remaining 50% of the cost of the vest or $2,000.

SECTION VI. C. – OPERATING LINE ITEM NARRATIVES

525600 - UNIFORMS AND CLOTHING **$ 4,000**

All certified law enforcement officers must wear body armor for protection, while performing their duties. The warranty on body armor is 5 years; therefore, each year we have a number of officers that must have replacement armor along with new hires. The amount requested is less than previous fiscal years because last fiscal year we did not receive a grant award.

COUNTY OF LEXINGTON
ADVANCED IMPAIRED DRIVER ENFORCEMENT
Annual Budget
FY 2015-16 Estimated Revenue

Object Code	Revenue Account Title	Actual 2013-14	Received Thru Dec 2014-15	Amended Budget Thru Dec 2014-15	Projected Revenues Thru Jun 2014-15	Requested 2015-16	Recommend 2015-16	Approved 2015-16
	*** LE - Advanced Impaired Driver Enforcement 2425:**							
	Revenues:							
457000	Federal Grant Income	149,011	149,011	262,241	262,241	169,619		
461000	Investment Interest	0	0	0	0	0		
801000	Op Trn from General Fund/LE	17,436	0	0	0	0		
	**** Total Revenue**	166,447	149,011	262,241	262,241	169,619	0	0
	*****Total Appropriation**				265,028	169,619	0	0
	FUND BALANCE Beginning of Year				(22,613)	(25,400)	(25,400)	(25,400)
	FUND BALANCE - Projected End of Year				(25,400)	(25,400)	(25,400)	(25,400)

COUNTY OF LEXINGTON
ADVANCED IMPAIRED DRIVER ENFORCEMENT
Annual Budget
Fiscal Year - 2015-16

Fund: 2425
Division: Law Enforcement
Organization: 151200 - LE/Operations

Object Code	Expenditure Classification	2013-14 Expend	2014-15 Expend (Dec)	2014-15 Amended (Dec)	2015-16 Requested	*BUDGET* 2015-16 Recommend	2015-16 Approved
	Personnel						
510100	Salaries & Wages - 2	46,483	33,188	132,018	86,000		
510199	Special Overtime	939	1,050	0	0		
510200	Overtime	0	152	0	0		
511112	FICA - Employer's Portion	3,353	2,567	10,302	6,579		
511114	Police Retirement - Employer's Portion	6,093	4,612	16,826	11,042		
511120	Insurance Fund Contribution - 2	8,450	7,150	22,750	16,000		
511130	Workers Compensation	1,595	1,157	4,819	3,090		
515600	Clothing Allowance	0					
	*** Total Personnel**	**66,913**	**49,876**	**186,715**	**122,711**	**0**	**0**
	Operating Expenses						
521000	Office Supplies	0	0	740	240		
521200	Operating Supplies	86	0	1,514	600		
521208	Police Supplies	0	0	0	600		
522300	Vehicle Repairs & Maintenance - 2	850	7	1,550	1,200		
524100	Vehicle Insurance - 2	530	1,060	1,712	1,150		
524201	General Tort Liability Insurance	723	1,446	2,257	1,490		
524202	Surety Bonds - 2	0	0	24	24		
525004	WAN Service Charges - 2	608	380	1,772	960		
525020	Pagers & Cell Phones - 2	303	250	2,042	1,440		
525030	800 MHz Radio Service Changes - 2	579	455	1,984	1,362		
525041	E-mail Service Charges - 2	0	0	324	162		
525210	Conference, Meeting & Training Expense	0	0	7,519	4,000		
525230	Subscriptions, Dues, & Books	0	0	0	80		
525400	Gas, Fuel and Oil	6,290	8,724	37,542	24,000		
529903	Contingency	0	0	4,533	0		
	*** Total Operating**	**9,969**	**12,322**	**63,513**	**37,308**	**0**	**0**
	**** Total Personnel & Operating**	**76,882**	**62,198**	**250,228**	**160,019**	**0**	**0**
	Capital						
540000	Small Tools & Minor Equipment	0	0	450	0		
540010	Minor Software	0	0	0	0		
	All Other Equipment	112,178	0	14,350	9,600		
	**** Total Capital**	**112,178**	**0**	**14,800**	**9,600**	**0**	**0**
	***** Total Budget Appropriation**	**189,060**	**62,198**	**265,028**	**169,619**	**0**	**0**

SECTION IV

COUNTY OF LEXINGTON
Capital Item Summary
Fiscal Year - 2015 - 2016

Fund # 2425 Fund Title: AGGRESSIVE IMPAIRED DRIVER ENFORCEMENT
Organization # 151200 Organization Title: L.E./Operations
Program-AIDE Program Title: Aggressive Impaired Driver Enforcement

Qty	Item Description	***BUDGET*** 2014 - 2015 Requested Amount
2	IN-CAR RADIOS	9,600

**** Total Capital (Transfer Total to Section III)** **9,600**

SECTION V. – PROGRAM OVERVIEW

The ultimate goal of the Advanced Impaired Driver Enforcement Traffic Unit in Lexington County is to combine resources to effect a positive change in the collision, injury, and arrest rate of traffic speed violations. By consolidating the resources and expanding knowledge and skills to perform traffic enforcement, the quality of enforcing the traffic laws will result in an effort to reduce severe and fatal traffic collisions. The expertise and knowledge gained from the specialized training will enhance the unit's capability by using technologically sound equipment and techniques to collect and process evidence for court cases for effective discovery, documentation, and judicial prosecution of criminal offenders.

SECTION VI. A. - SUMMARY OF REVENUES

457000 –FEDERAL GRANT INCOME **$169,619**

Federal funds are awarded to the agency at 100%.

SECTION VI. B. – LISTING OF POSITIONS

	Positions	Full Time Equivalent General Fund	Other Fund	Total	Grade
Grant Staffing:					
AIDE Traffic Deputies	2	0	2	2	12
Totals:	**2**	**0**	**2**	**2**	

SECTION VI. C. – OPERATING LINE ITEM NARRATIVES

521000 - OFFICE SUPPLIES $ 240

Items to be purchased include, but are not limited to pens, file jackets, folders, DVDs, DVD holders, clip boards, chair mats, envelopes, calendars and other general supplies used daily.

521200 - OPERATING SUPPLIES $ 600

Items to be purchased include traffic supplies such as video and audio tapes, computer cleaning pads, OSHA kits, traffic books, disks, batteries etc. are required for operational purposes for the traffic officers.

521208 – POLICE SUPPLIES $ 600

Police supplies are needed to purchase mace, OSHA kits, ASP batons, handcuffs, etc., as required by policy.

522300 - VEHICLE REPAIRS AND MAINTENANCE $ 1,200

Vehicle repairs and maintenance is needed for the grant vehicles.

524100 - VEHICLE INSURANCE $ 1,150

Vehicle insurance is required for the grant vehicles.

524201 - GENERAL TORT LIABILITY INSURANCE $ 1,490

General Tort Liability Insurance is required for each person employed by the County.

524202 – SURETY BOND $ 24

Surety bonds are paid every 3 fiscal years. The estimated cost is $12.00 per deputy and $10.00 per civilian. 2 sworn @ $12 each

525004 – WAN SERVICE CHARGES $ 960

Air card service will allow the traffic officers to have wireless access to the web GNET and other databases from other counties as well as LCSD to obtain immediate information on the person in question.

525020 - PAGERS AND CELL PHONES $ 1,440

Mobile telephones will allow the traffic officers to communicate effectively with each other and to make contact to those individuals that are involved in traffic situations.

525030 – 800 MHz RADIO SERVICE CHARGES $ 1,362

The 800 MHz radio fees plus roaming fees is required for the operation of the two 800 MHz radios.

525041 – E-MAIL SERVICE CHARGES $ 162

The email service is required for immediate communication and immediate transfer of documents for investigative purposes.

525210 – CONFERENCE, MEETING AND TRAINING EXPENSE $ 4,000

The grant requires that each grant funded person attend at least two training seminars per grant year. The registration fees are required to secure attendance to training classes which will be announced in the upcoming year. The training will be in state at a time and location that will be announced later. These training seminars will teach the most current technological approaches to DUI, vehicle inspections, laws, and investigations that will allow the traffic officers to present cases in court for prosecution purposes.

525230 – SUBSCRIPTIONS, DUES, & BOOKS $ 80

The certified law enforcement officer dues for the South Carolina Law Enforcement Association are paid from this account. The cost for dues is $40.

525400 - GAS, FUEL, AND OIL $ 24,000

The grant reimburses the mileage at the federal rate of $0.56 for the grant-funded personnel to allow them to travel to work while performing their duties.

SECTION VI. D. – CAPITAL LINE ITEM NARRATIVES

5A – (2) IN-CAR RADIOS **$ 9,600**

The in-car radios now being used by the DUI grant officers will become obsolete in 2015 for use. The in-car radios must be compatible with the newer radios in order to communicate with the department and other agencies. These in-car radios will allow good radio reception in low areas of the county and must be used for the safety of the officers.

COUNTY OF LEXINGTON
MULTIJURISDICTIONAL NARCOTICS TASK FORCE
Annual Budget
Fiscal Year - 2015-16

Object Code	Revenue Account Title	Actual 2013-14	Received Thru Dec 2014-15	Amended Budget Thru Dec 2014-15	Projected Revenues Thru Jun 2014-15	Requested 2015-16	Recommend 2015-16	Approved 2015-16
	***L/E - Multijurisdictional Narcotics Task Force 2436:**							
	Revenues:							
456400	Narcotics Confiscation	4,576	0	4,344	4,344	4,344		
461000	Investment Interest	71	30	0	0	0		
	**** Total Revenue**	4,647	30	4,344	4,344	4,344	0	0
	*****Total Appropriation**				48,568	0	0	0
	Contingency:							
	Unused				21,070			
	FUND BALANCE							
	Beginning of Year				41,173	18,019	18,019	18,019
	FUND BALANCE - Projected							
	End of Year				18,019	22,363	18,019	18,019

Fund: 2436
Division: Law Enforcement
Organization: 151200 - Operations

Object Code	Expenditure Classification	2013-14 Expend	2014-15 Expend (Dec)	2014-15 Budgeted (Dec)	*BUDGET* 2015-16 Requested	2015-16 Recommend	2015-16 Approved
	Personnel						
	*** Total Personnel**	**0**	**0**	**0**	**0**	**0**	**0**
	Operating Expenses						
521000	Office Supplies	0	0	0	0		
521200	Operating Supplies	0	0	0	0		
521208	Police Supplies	0	0	0	0		
522300	Vehicle Repairs & Maintenance	0	0	0	0		
525210	Conference, Meeting, & Training Expense	0	0	0	0		
529903	Contingency	0	0	21,070	0		
	*** Total Operating**	**0**	**0**	**21,070**	**0**	**0**	**0**
	**** Total Personnel & Operating**	**0**	**0**	**21,070**	**0**	**0**	**0**
	Capital						
540000	Small Tools & Minor Equipment	0	0	10,000	0		
540010	Minor Software	0	0	0	0		
	All Other Equipment	8,579	875	17,498	0		
	**** Total Capital**	**8,579**	**875**	**27,498**	**0**	**0**	**0**
	***** Total Budget Appropriation**	**8,579**	**875**	**48,568**	**0**	**0**	**0**

SECTION V. – PROGRAM OVERVIEW

The primary purpose for the Narcotics MJTF is to enhance existing efforts in law enforcement, and to prosecute and convict major drug and violent crime offenders by eliminating jurisdictional problems and by sharing critical resources. By coordinating resources, law enforcement agencies can concentrate their efforts on drug trafficking and on violent criminal offenders, which transcend jurisdictional boundaries without duplicating efforts and wasting critical resources. The overall objective of a NMJTF is to identify, investigate, and prosecute members of mid or high-level criminal organizations that participate in illicit drug distribution, street sales, financial backing, crop cultivation, manufacturing, diversion, importation, violent crime, money laundering, official corruption and gang activity.

Since the narcotics Multi-jurisdictional Task Force "NET" have established its own identity, it has its own central office and administrative staff, headed by the lead agency, the Lexington County Sheriff's Department. The success of the narcotics task force relies on its formation as a true, separate and distinct entity, which operates through the pooling of manpower, equipment, intelligence and other pertinent resources. Success has also relied heavily upon the governing board of the task force and its commitment to ensuring full implementation of the project. The governing board is composed of representatives from each agency participating in the NMJTF, as well as a representative from the prosecuting agency and meets at least once a month. At these meetings, the Lexington County Sheriff's Department presents case progress reports including significant developments or changes, and problems.

The program income revenue is estimated for the year and the accounts have been established for anticipated expenditures. Additional requests may arise during the year from all agencies involved in the task force; however, the governing board must discuss the purchases and approve the purchases for expenditures of program income funds.

SECTION VI. A. - SUMMARY OF REVENUES

456400 –NARCOTICS CONFISCATION **$ 4,344**

Program Income results from seizures that are placed into the narcotic program income account for expenditures of equipment and operational costs for the task force. All expenditures must be voted upon by the Multi Narcotic Board of Directors for approval to purchase. The amount budgeted is estimated based on the last two years of revenue collection.

SECTION VI. C. – OPERATING LINE ITEM NARRATIVES

521000 – OFFICE SUPPLIES **$ 0**

It was decided that Program Income funds will be used to make capital purchases not operating purchases.

521200 - OPERATING SUPPLIES **$ 0**

It was decided that Program Income funds will be used to make capital purchases not operating purchases.

522300 - VEHICLE REPAIRS AND MAINTENANCE **$ 0**

It was decided that Program Income funds will be used to make capital purchases not operating purchases.

525210 – CONFERENCE AND MEETING EXPENSE **$ 0**

It was decided that Program Income funds will be used to make capital purchases not operating purchases.

525600 –UNIFORMS AND CLOTHING **$ 0**

It was decided that Program Income funds will be used to make capital purchases not operating purchases.

COUNTY OF LEXINGTON
SCHOOL RESOURCE OFFICER - RIVER BLUFF HIGH
Annual Budget
FY 2015-16 Estimated Revenue

Object Code	Revenue Account Title	Actual 2013-14	Received Thru Dec 2014-15	Amended Budget Thru Dec 2014-15	Projected Revenues Thru Jun 2014-15	Requested 2015-16	Recommend 2015-16	Approved 2015-16
	*** LE - SRO Grant - River Bluff High 2437:**							
	Revenues:							
457000	Federal Grant Income	107,674	91,548	75,333	75,333	82,901		
461000	Investment Interest	0	0	0	0	0		
801000	Op Trn from General Fund/LE	12,019	9,004	9,004	9,004	9,211		
	**** Total Revenue**	119,693	100,552	84,337	84,337	92,112	0	0
	*****Total Appropriation**				84,337	90,136	0	0
	FUND BALANCE Beginning of Year				11,917	11,917	11,917	11,917
	FUND BALANCE - Projected End of Year				11,917	13,893	11,917	11,917

* Grant will be funded 90% from DPS, with a 10% County match.

COUNTY OF LEXINGTON
SCHOOL RESOURCE OFFICER - RIVER BLUFF HIGH
Annual Budget
Fiscal Year - 2015-16

Fund: 2437
Division: Law Enforcement
Organization: 151200 - LE/Operations

Object Code	Expenditure Classification	2013-14 Expend	2014-15 Expend (Dec)	2014-15 Amended (Dec)	2015-16 Requested	*BUDGET* 2015-16 Recommend	2015-16 Approved
	Personnel						
510100	Salaries & Wages - 1	42,134	22,911	49,000	52,000		
510199	Special Overtime	454	664	3,000	3,000		
511112	FICA - Employer's Portion	3,123	1,723	3,978	4,207		
511114	Police Retirement - Employer's Portion	0	0	6,973	7,112		
511120	Insurance Fund Contribution - 1	6,500	3,900	7,800	8,000		
511130	Workers Compensation	1,432	793	1,747	1,977		
511214	Police Retirement - Emplr. Port. (Retiree)	5,475	3,162	0	0		
	*** Total Personnel**	**59,118**	**33,153**	**72,498**	**76,296**	**0**	**0**
	Operating Expenses						
521000	Office Supplies	0	0	120	150		
521200	Operating Supplies	184	0	700	200		
521208	Police Supplies	377	0	0	200		
522300	Vehicle Repairs & Maintenance - 1	17	0	500	500		
524100	Vehicle Insurance - 1	0	530	575	575		
524201	General Tort Liability Insurance	0	723	745	745		
524202	Surety Bonds - 1	0	0	12	0		
525004	WAN Service Charges - 1	382	190	470	470		
525020	Pagers & Cell Phones - 1	151	125	720	500		
525030	800 MHz Radio Service Changes - 1	289	227	731	685		
525031	800 MHz Maintenance Contract - 1	0	0	0	50		
525041	E-mail Service Charges	0	0	131	0		
525210	Conference, Meeting & Training Expense	200	0	2,000	2,000		
525230	Subscriptions, Dues & Books	0	0	0	0		
525400	Gas, Fuel and Oil	3,024	3,937	5,135	6,765		
525600	Uniforms & Clothing	623	0	0	1,000		
529903	Contingency	0	0	0	0		
	*** Total Operating**	**5,247**	**5,732**	**11,839**	**13,840**	**0**	**0**
	**** Total Personnel & Operating**	**64,365**	**38,885**	**84,337**	**90,136**	**0**	**0**
	Capital						
540000	Small Tools & Minor Equipment	118	0	0	0		
	All Other Equipment	43,293	0	0	0		
	**** Total Capital**	**43,411**	**0**	**0**	**0**	**0**	**0**
	***** Total Budget Appropriation**	**107,776**	**38,885**	**84,337**	**90,136**	**0**	**0**

SECTION V. - PROGRAM OVERVIEW

The School Resource Officer program is provided to for the safety and security of the students in the high schools in the Lexington County School Districts. The Lexington County Sheriff's Department and the school officials are working together to provide a safe learning environment for the students. The State of South Carolina has seen the crime rate rise and Lexington County has also experienced an increase in school related incidents such as gangs, bullying, and drug activities.

School Resource Officers have three main functions: **law enforcement officer, teacher, and counselor**. First, as a law enforcement officer, the SRO maintains a safe and secure environment on the school campus that will be conducive to an educationally stimulating atmosphere and serve as a means of preventing criminal activities and disturbances. Second, as a teacher, the SRO promotes positive attitudes regarding the police role in society and informs the students of their rights and responsibilities as lawful citizens. Third, as a counselor, the SRO establishes a more complete liaison with school personnel and students in a cooperative effort to prevent juvenile delinquency.

The most effective way a SRO can accomplish these goals is to be a positive role model. Students learn from every interaction they have with a SRO. It is essential for an SRO to be a positive role model who endorses high moral standards, uses good judgment and discretion, is consistent and fair, respects all students, and displays a sincere concern for the school community. School Resource Officers must maintain a professional appearance; be visible, accessible and willing to talk to the students; attend and participate in school activities both during the school year and the summer months; interact positively with the students and the community while taking their concerns seriously; maintain a relationship with the students' parents by attending PTA meetings and parent conferences; and maintain a relationship with the faculty and school administrators.

We are seeking a continuation of the SRO for River Bluff High School. This grant will provide salary and operating costs for the SRO.

SECTION VI. A. - SUMMARY OF REVENUES

457000 –FEDERAL GRANT INCOME **$ 82,901**

Federal funds are awarded to the agency at 90%.

801000 - OPERATING TRANSFER FROM GENERAL FUND **$ 9,211**

This account is to cover the 10% matching funds.

SECTION VI. B. – LISTING OF POSITIONS

	Positions	Full Time Equivalent General Fund	Other Fund	Total	Grade
Grant Staffing:					
School Resource Officer	1	0	1	1	13
Totals:	**1**	**0**	**1**	**1**	

SECTION VI. C. – OPERATING LINE ITEM NARRATIVES

521000 - OFFICE SUPPLIES $ 150

Office supplies are required for School Resource Officers to perform their daily job tasks. Items requested are pens, file jackets, folders, diskettes, calendars and other general supplies that are used daily.

521200 - OPERATING SUPPLIES $ 200

The School Resource Officers will need supplies for the operation of equipment and daily operations. Some items that will be used are audio and video tapes, film, disks, batteries, and other supplies as required for the grant.

521208 – POLICE SUPPLIES $ 200

Police supplies are needed to purchase mace, OSHA kits, ASP batons, handcuffs, etc., as required by policy.

522300 - VEHICLE REPAIRS AND MAINTENANCE $ 500

The amount budgeted is a projection for extraordinary maintenance; however, the minimum budget per vehicle is $500. The extraordinary maintenance includes transmission overhauls and rear end replacements.

524100 - VEHICLE INSURANCE $ 575

The budget amount is the estimate provided by the County's Risk Manager.

524201 - GENERAL TORT LIABILITY INSURANCE $ 745

General tort liability insurance amounts as allocated based on number and liability classification of personnel. The budget amount is the estimate provided by the County's Risk Manager.

525004 –WAN SERVICE CHARGES $ 470

Wireless service charges are required for daily operations and internet service for the records management system.

525020 - PAGERS AND CELL PHONES $ 500

The School Resource Officers are required to have a pager for safety purposes and emergency communication.

525030 – 800 MHz RADIO SERVICE CHARGES $ 685

The 800 MHz radios are required for communication.

525031 – 800 MHz RADIO MAINTENANCE CONTRACT **$ 50**

A maintenance fee is charged on radios after the first year of service for repair purposes.

525210 – CONFERENCE, MEETING & TRAINING EXPENSE **$ 2,000**

School Resource officers must be sent for training per grant terms and conditions. They also must maintain their certification and acquire advancement in technical fields.

525400 - GAS, FUEL, AND OIL **$ 6,765**

The amount budgeted is based on estimated miles for the SRO to drive to the schools and perform their duty as a School Resource Officer.

525600 – UNIFORMS AND CLOTHING **$ 1,000**

Uniforms are required to perform duties according to County Policy under Section 23-13-30 of the SC Code of Laws. Uniforms must be worn for recognition purposes and for safety purposes. These uniforms will be standard issue and are required for safety and recognition of the School Resource Officers.

COUNTY OF LEXINGTON
VIOLENCE AGAINST WOMEN ACT
Annual Budget
FY - 2015-16 Estimated Revenue

Object Code	Revenue Account Title	Actual 2013-14	Received Thru Dec 2014-15	Amended Budget Thru Dec 2014-15	Projected Revenues Thru Jun 2014-15	Requested 2015-16	Recommend 2015-16	Approved 2015-16
	***LE - Violence Against Women Act 2456:**							
	Revenues:							
457000	Federal Grant Income	78,718	25,934	73,769	73,769	25,000		
461000	Investment Interest	0	0	0	0	0		
801000	Op Trn from General Fund/LE	78,099	0	99,168	99,168	144,516		
	**** Total Revenue**	156,817	25,934	172,937	172,937	169,516	0	0
	*****Total Appropriation**				235,619	169,516	0	0
	FUND BALANCE Beginning of Year				62,683	1	1	1
	FUND BALANCE - Projected End of Year				1	1	1	1

COUNTY OF LEXINGTON
VIOLENCE AGAINST WOMEN ACT
Annual Budget
Fiscal Year - 2015-16

Fund: 2456
Division: Law Enforcement
Organization: 151200 - LE/Operations

Object Code	Expenditure Classification	2013-14 Expend	2014-15 Expend (Dec)	2014-15 Amended (Dec)	2015-16 Requested	*BUDGET* 2015-16 Recommend	2015-16 Approved
	Personnel						
510100	Salaries & Wages - 2	94,929	44,807	109,017	109,017		
510199	Special Overtime	1,823	2,143	0	0		
510200	Overtime	227	0	0	0		
511112	FICA - Employer's Portion	6,952	3,361	9,798	9,798		
511113	State Retirement - Employer's Portion	5,114	2,420	5,818	5,818		
511114	Police Retirement - Employer's Portion	6,366	3,373	6,751	6,751		
511120	Insurance Fund Contribution - 2	15,600	7,800	19,350	19,350		
511130	Workers Compensation	1,811	912	2,551	2,551		
515600	Clothing Allowance	800	400	800	800		
519999	Personnel Contingency	0	0	1,000	0		
	*** Total Personnel**	**133,622**	**65,216**	**155,085**	**154,085**	**0**	**0**
	Operating Expenses						
520303	Accounting/Auditing Services	0	0	0	0		
521000	Office Supplies	987	157	719	1,000		
521200	Operating Supplies	797	1,076	1,703	3,000		
522200	Small Equipment Repairs & Maintenance	0	0	0	0		
522300	Vehicle Repairs & Maintenance	922	192	7,881	1,000		
524100	Vehicle Insurance	530	530	1,008	546		
524201	General Tort Liability Insurance	798	798	1,542	822		
524202	Surety Bonds	0	0	22	0		
525004	WAN Service Charges	480	120	2,593	480		
525020	Pagers & Cell Phones	871	391	4,056	720		
525030	800 MHz Radio Service Changes	503	227	3,187	681		
525031	800 MHz Radio Maintenance Fee	0	0	280	80		
525041	E-mail Service Charges	162	68	312	162		
525210	Conference, Meeting & Training Expense	0	24	4,545	2,000		
525230	Subscriptions, Dues & Books	30	0	130	40		
525240	Personal Mileage Reimbursement	935	369	3,379	1,400		
525400	Gas, Fuel and Oil	3,279	1,349	15,613	3,500		
529903	Contingency	0	0	64	0		
	*** Total Operating**	**10,294**	**5,301**	**47,034**	**15,431**	**0**	**0**
	**** Total Personnel & Operating**	**143,916**	**70,517**	**202,119**	**169,516**	**0**	**0**
	Capital						
540000	Small Tools & Minor Equipment	0	0	0	0		
540010	Minor Software	0	0	0	0		
	All Other Equipment	0	0	33,500	0		
	**** Total Capital**	**0**	**0**	**33,500**	**0**	**0**	**0**
	***** Total Budget Appropriation**	**143,916**	**70,517**	**235,619**	**169,516**	**0**	**0**

SECTION VI. B. – LISTING OF POSITIONS

	Positions	Full Time Equivalent General Fund	Other Fund	Total	Grade
LE/Violence Against Women Act (2456-151200):					
Criminal Investigator	1	0	1	1	13
Violence Against Women Coordinator	1	0	1	1	11
Totals:	2	0	2	2	

SECTION VI. C. - OPERATING LINE ITEM NARRATIVES

521000 – OFFICE SUPPLIES **$ 1,000**

Routine office supplies are needed for operation (paper, pencils, ribbons, file folders, printer cartridges, etc.). The amount budgeted is based on the projected expenditures for the current fiscal year.

521200 – OPERATING SUPPLIES **$ 3,000**

This account will be used to cover expenses relating to records management. The monthly average cost cannot be used to calculate the budget amount due to spikes in expenditures during the second half of the fiscal year. The budget amount is based on the projected expenditures for the current fiscal year.

522300 - VEHICLE REPAIRS & MAINTENANCE **$ 1,000**

The amount budgeted is based on first estimated expenditures for the current fiscal year; however, the amount is not less than $1,000 to cover extraordinary maintenance. This cost is less than previous fiscal years because a new vehicle was purchased this fiscal year.

524100 - VEHICLE INSURANCE **$ 546**

The budget amount per vehicle is the estimate provided by the County's Risk Manager.

524201 - GENERAL TORT LIABILITY INSURANCE **$ 822**

General tort liability insurance amounts as allocated based on number of personnel. The budget amount is the recommendation of the County's Risk Manager.

524202 – SURETY BOND **$ 0**

Surety bonds are paid every 3 fiscal years and will not be paid again until fiscal year 2018.

525004 – WAN SERVICE CHARGES **$ 480**

This account is used to pay connection charges for wide area networks. These connections allow all of the satellite offices to communicate with the network server at headquarters.

525020 – PAGERS AND CELL PHONES **$ 720**

All vital communications cannot occur over the 800 MHz radio system. Therefore, mobile telephones and pagers are required for immediate response when required. The amount budgeted is based on
2 phones @ $30 per month per phone = $ 720

525030 – 800 MHz RADIO SERVICE CHARGES **$ 681**

The 800 MHz radios are required for communication. We have five sites to obtain complete coverage. The amount budgeted does not consider the 16% legislative discount we are currently receiving because we have no guarantee that this will continue next fiscal year.

525031 – 800 MHz RADIO MAINTENANCE CONTRACTS **$ 80**

The 800 MHz radios are covered under a maintenance contract that covers some repairs that are required due to age and excessive use. Please see the 800 MHz radio detail schedule in the appendixes for cost allocation. The estimated maintenance cost per radio is $80.

525041 – E-MAIL SERVICE CHARGES **$ 162**

E-mail service is a vital tool for communication among all individuals not just within Lexington County.
2 users * $6.75 per month * 12 months = $162

525210 – CONFERENCE, MEETING & TRAINING EXP. **$ 2,000**

To meet requirements for certification, SC Code of Laws, Section 23-23-10 training must be attended. These include: Class I enforcement personnel (40 hours/3 years), Class III dispatch personnel (in-service legal updates) and reserve officer (in-service once a month). This reflects in-house training needs required by law and Accreditation standards to provide to personnel. The academy does not teach these courses, and in many cases, employees must be sent outside the county for training so that they may maintain their certification and acquire advancement in technical fields. Training seminars requested during the year may vary as they are offered.

525230 - SUBSCRIPTIONS, DUES & BOOKS **$ 40**

Various subscriptions and memberships are needed as they relate to law enforcement statistics, training, and legal updates. These subscriptions and organizational memberships provide information that assist with the daily management, operations, and industry trends. The amount budgeted is based on the projected expenditures for the current fiscal year.

525240 – PERSONAL MILEAGE REIMBURSEMENT **$ 1,400**

This account may be needed in the event an officer must use a personal vehicle for county business. This amount is an estimate because the charges are not consistent.

525400 - GAS, FUEL & OIL **$ 3,500**

The budget amount is calculated using the average monthly expenditures for the current fiscal year annualized with an additional 15% increase for the unstable fuel market. The budget amount is prorated equally among all vehicles assigned to the organization. Individual vehicle costs are not calculated due to reassignment of vehicles with different job functions. The reassignment allows for efficient utilization of all fleet vehicles.

COUNTY OF LEXINGTON
LE / FORFEITURE FUNDS (NARCOTICS)
Annual Budget
Fiscal Year - 2015-16

Object Code	Revenue Account Title	Actual 2013-14	Received Thru Dec 2014-15	Amended Budget Thru Dec 2014-15	Projected Revenues Thru Jun 2014-15	Requested 2015-16	Recommend 2015-16	Approved 2015-16
	LE / Forfeiture Funds (Narcotics) 2630:							
	Revenues:							
456400	Narcotics Confiscation	10,864	4,482	6,564	6,564	17,032		
461000	Investment Interest	10	24	0	0	0		
	**** Total Revenue**	10,874	4,506	6,564	6,564	17,032	0	0
	*****Total Appropriations**				34,443	0	0	0
	FUND BALANCE Beginning of Year				36,437	8,558	8,558	8,558
	FUND BALANCE - Projected End of Year				8,558	25,590	8,558	8,558

Fund 2630
Division: Law Enforcement
Organization: 151200 - Operations

Object Code	Expenditure Classification	2013-14 Expend	2014-15 Expend (Dec)	2014-15 Amended (Dec)	***BUDGET*** 2015-16 Requested	2015-16 Recommend	2015-16 Approved
	Personnel						
510100	Salaries & Wages - 1	0	0	0			
511112	FICA - Employer's Portion	0	0	0			
511113	State Retirement - Employer's Portion	0	0	0			
511120	Insurance Fund Contribution - 1	0	0	0			
511130	Workers Compensation	0	0	0			
	*** Total Personnel**	**0**	**0**	**0**	**0**	**0**	**0**
	Operating Expenses						
524201	General Tort Liability Insurance	0	0	0			
524202	Surety Bonds - 1	0	0	0			
525041	E-mail Service Charges - 1	0	0	0			
525230	Subscriptions, Dues, & Books	0	0	0			
529000	Unclassified	0	0	0			
529903	Contingency	0	0	34,443			
	*** Total Operating**	**0**	**0**	**34,443**	**0**	**0**	**0**
	**** Total Personnel & Operating**	**0**	**0**	**34,443**	**0**	**0**	**0**
	Capital						
	**** Total Capital**	**0**	**0**	**0**	**0**	**0**	**0**
	***** Total Budget Appropriation**	**0**	**0**	**34,443**	**0**	**0**	**0**

SECTION V. – PROGRAM OVERVIEW

The State forfeiture fund is a collection of monies from narcotic seizures that have been forfeited through the court process. State law mandates that these funds be used specifically for narcotic law enforcement.

SECTION VI. A. - SUMMARY OF REVENUES

456400 –NARCOTICS CONFISCATION **$ 17,032**

Narcotic confiscation revenue results from seizures related to drug cases. After the case has been through the court process, a portion or all of the seized funds are forfeited and by SC State law a portion remains with the Lexington County Sheriff's Department to fund future law enforcement expenses as it relates to narcotic drug cases. The amount budgeted is estimated.

COUNTY OF LEXINGTON
INMATE SERVICES
Annual Budget
FY 2015-16 Estimated Revenue

Object Code	Revenue Account Title	Actual 2013-14	Received Thru Dec 2014-15	Amended Budget Thru Dec 2014-15	Projected Revenues Thru Jun 2014-15	Requested 2015-16	Recommend 2015-16	Approved 2015-16
	***L/E - Inmate Services 2632:**							
	Revenues:							
438201	Inmate Phone System	261,440	98,662	271,212	271,212	246,088		
438203	LE Canteen Proceeds	179,293	89,150	173,340	173,340	220,474		
438207	LE Inmate Work Release Fees	0	0	0	0	0		
438208	LE Inmate Medical Services Fees	5,087	0	1,488	1,488	5,403		
461000	Investment Interest	467	152	0	0	0		
490110	Sale of General Fixed Assets - LE	0	0	0	0			
	**** Total Revenue**	446,287	187,964	446,040	446,040	471,965	0	0
	*****Total Appropriation**				891,412	356,829	0	0
	Contingency:							
	Unused				107,605			
	FUND BALANCE							
	Beginning of Year				260,799	(76,968)	(76,968)	(76,968)
	FUND BALANCE - Projected							
	End of Year				(76,968)	38,168	(76,968)	(76,968)

COUNTY OF LEXINGTON
INMATE SERVICES
Annual Budget
Fiscal Year - 2015-16

Fund 2632
Division: Law Enforcement
Organization: 151300 - Jail Operations

Object Code	Expenditure Classification	2013-14 Expend	2014-15 Expend (Dec)	2014-15 Amended (Dec)	2015-16 Requested	*BUDGET* 2015-16 Recommend	2015-16 Approved
	Personnel						
510100	Salaries & Wages - 4	114,762	54,565	227,856	0		
511112	FICA - Employer's Portion	8,189	3,892	17,431	0		
511114	Police Retirement - Employer Portion	0	0	30,555	0		
511120	Employee Insurance - 4	31,200	15,600	31,200	0		
511130	Workers Compensation	3,858	1,835	7,656	0		
511214	Police Retirement - Employer's Portion - Ret	14,750	7,317	0	0		
519999	Personnel Contingency	0	0	0	0		
	*** Total Personnel**	**172,759**	**83,209**	**314,698**	**0**	**0**	**0**
	Operating Expenses						
520200	Contracted Services	1,993	1,028	3,600	3,600		
520233	Towing Service	0	0	195	0		
520300	Professional Services	310,814	155,407	310,824	310,824		
520318	Drug & Alcohol Abuse Counseling	24,500	10,208	25,000	25,000		
521000	Office Supplies	0	0	100	0		
521200	Operating Supplies	0	186	200	3,000		
521208	Police Supplies	0	0	200	0		
522300	Vehicles Repairs & Maintenance	1,216	716	3,000	0		
524100	Vehicle Insurance - 4	1,590	1,060	1,638	0		
524201	General Tort Liability Insurance	1,492	1,492	1,537	0		
524202	Surety Bonds	0	0	36	0		
525020	Pagers & Cell Phones	108	0	300	0		
525021	Smart Phone Charges	1,004	490	1,200	0		
525030	800 MHz Radio Service Charges	1,508	682	2,042	0		
525031	800 MHz Radio Maintenance Contract	225	0	240	0		
525041	E-mail Service Charges - 3	176	101	243	0		
525210	Conference, Meeting & Training Expenses	660	5,180	10,600	0		
525230	Subscriptions, Dues, & Books	90	90	150	0		
525400	Gas, Fuel, & Oil	7,360	2,411	9,924	0		
525600	Uniforms & Clothing	0	0	3,000	0		
529903	Contingency	0	0	107,605	0		
	*** Total Operating**	**352,736**	**179,051**	**481,634**	**342,424**	**0**	**0**
	**** Total Personnel & Operating**	**525,495**	**262,260**	**796,332**	**342,424**	**0**	**0**
	Capital						
	All Other Equipment	29,019	1,486	95,080	14,405		
	**** Total Capital**	**29,019**	**1,486**	**95,080**	**14,405**	**0**	**0**
	***** Total Budget Appropriation**	**554,514**	**263,746**	**891,412**	**356,829**	**0**	**0**

SECTION IV.

COUNTY OF LEXINGTON
Capital Item Summary
Fiscal Year - 2015-16

Fund # 2632 Fund Title: LE/Inmate Services
Organization # 151300 Organization Title: LE/Jail Operations
Program # Program Title:

	Item Description	***BUDGET*** 2015-2016 Requested Amount
1	Inmate Identification System	11,000
1	Information Center with Service	3,405
	Total Capital	**14,405**

SECTION V. - PROGRAM OVERVIEW

The inmate services program is a special revenue fund used to provide various needs of the inmates. The funds used in this account are generated by revenue received from inmate canteen sales, phone calls, medical visits and work release programs. Please note that the three (3) occupied positions funded with these funds are being moved to the general fund.

SECTION VI.A. - LISTING OF REVENUE

438201 INMATE PHONE SYSTEM **$ 246,088**

This revenue is generated by inmates making phone calls and citizens calling an inmate.

438203 LE CANTEEN PROCEEDS **$ 220,474**

This revenue is generated by inmates purchasing snacks, drinks, socks, shoes, etc. from our contracted canteen vendor. LCSD earns 36.1% from the commissionable sales.

438207 INMATE WORK RELEASE FEES **$ 0**

We have not had any inmates on the work release program in several years and we do not anticipate any this coming fiscal year.

438208 INMATE MEDICAL SERVICES FEES **$ 5,403**

Each time an inmate sees the doctor or nurse they are charged a $5.00 co-pay which is deducted from their canteen commissary fund.

SECTION VI. B. – LISTING OF POSITIONS

Current Staffing Level:

	Positions	Full Time Equivalent General Fund	Other Fund	Total	Grade
LE/Inmate Services (2632-151300)					
Captain Facility Administrator	0	0	0	0	22
Training Lieutenant	0	0	0	0	20
Training Sergeant	0	0	0	0	16
Volunteer Services Coordinator	0	0	0	0	13
Totals:	0	0	0	0	

These positions are being moved to the general fund.

SECTION VI. C. - OPERATING LINE ITEM NARRATIVES

520200 – CONTRACTED SERVICES **$ 3,600**

Cable service is needed for the inmates.

Cable Service for Inmates (Time Warner Cable)	$ 3,600

520233 – TOWING SERVICE **$ 0**

There are no officers assigned to this fund.

520300 – PROFESSIONAL SERVICES **$ 310,824**

The inmates require Mental Health care. The monthly cost is $25,902.

5220318 – DRUG & ALCOHOL ABUSE COUNSELING **$ 25,000**

Drug and alcohol abuse counseling is provided through a contract with the Lexington Richland Drug Abuse Counseling agency. This counseling is purposed to reduce the number of repeat offenders.

521000 – OFFICE SUPPLIES **$ 0**

There are no officers assigned to this fund.

521200 – OPERATING SUPPLIES **$ 3,000**

This account is used to pay operating supply expense for the officers assigned to this fund. The operating supplies include batteries. This account has been increased to cover cost of certain item supplied to the inmates that are allowable charges.

521208 – POLICE SUPPLIES **$ 0**

There are no officers assigned to this fund.

522300 - VEHICLE REPAIRS & MAINTENANCE **$ 0**

There are no officers assigned to this fund.

524100 – VEHICLE INSURANCE **$ 0**

There are no officers assigned to this fund.

524201 – GENERAL TORT LIABILITY INSURANCE **$ 0**

There are no officers assigned to this fund.

524202 – SURETY BOND **$0**

There are no officers assigned to this fund.

525020 – PAGERS AND CELL PHONES **$ 0**

There are no officers assigned to this fund.

525021 – SMART PHONE CHARGES **$ 0**

There are no officers assigned to this fund.

525030 – 800 MHz RADIO SERVICE CHARGES **$ 0**

There are no officers assigned to this fund.

525031 – 800 MHz RADIO MAINTENANCE CONTRACTS **$ 0**

There are no officers assigned to this fund.

525041 – E-MAIL SERVICE CHARGES **$ 0**

There are no officers assigned to this fund.

525210 – CONFERENCE, MEETINGS & TRAINING EXP. **$ 0**

There are no officers assigned to this fund.

525230 – SUBCRIPTIONS, DUES & BOOKS **$ 0**

There are no officers assigned to this fund.

525400 - GAS, FUEL & OIL **$ 0**

There are no officers assigned to this fund.

525600 – UNIFORMS & CLOTHING **$ 0**

There are no officers assigned to this fund.

SECTION VI. D. - CAPITAL LINE ITEM NARRATIVES

(1) INMATE IDENTIFICATION SYSTEM **$11,000**

This is a wristband ID system for inmates. Inmate data is sealed into the band through the laminating process and the bands are fastened to the inmates with metal fasteners. This system will also assist with properly classifying the inmate population and could possible assist with the count process, inmate commissary account debiting, medication administration, etc. In addition, the system tracks the inmate's movement in the facility, which could assist with any questions related to an incident involving the inmate. The total estimated cost is $11,000.

(1) INFORMATION CENTER WITH SERVICE **$ 3,405**

This center will provide information to the public entering our facility. This is an initiative to improve customer service. The estimated cost of the player is $765, the estimated cost of the monitor is $1,320, and the estimated cost of 12 months of service is $1,320 ($110 per month). The total estimated cost is $3,405.

COUNTY OF LEXINGTON
SCHOOL DISTRICT #1 RESOURCE OFFICERS
Annual Budget
FY 2015-16 Estimated Revenue

Object Code	Revenue Account Title	Actual 2013-14	Received Thru Dec 2014-15	Amended Budget Thru Dec 2014-15	Projected Revenues Thru Jun 2014-15	Requested 2015-16	Recommend 2015-16	Approved 2015-16
	***L/E - School District #1 2633:**							
	Revenues:							
456100	Program Income	435,790	9,205	594,388	594,388	449,970		
461000	Investment Interest	17	76	0	0	0		
801000	Op Trn from General Fund/LE	474,356	262,334	454,943	454,943	449,970		
	**** Total Revenue**	910,163	271,615	1,049,331	1,049,331	899,940	0	0
	*****Total Appropriation**				1,063,695	899,940	0	0
	FUND BALANCE Beginning of Year				163,015	148,651	148,651	148,651
	FUND BALANCE - Projected End of Year				148,651	148,651	148,651	148,651

The expenditures in this fund are split 50/50 between the LCSD and the School District, but the overtime and related fringe costs are paid 100% by the LCSD.

COUNTY OF LEXINGTON
SCHOOL DISTRICT #1 RESOURCE OFFICERS
Annual Budget
Fiscal Year - 2015-16

Fund 2633
Division: Law Enforcement
Organization: 151200 - Operations

Object Code	Expenditure Classification	2013-14 Expend	2014-15 Expend (Dec)	2014-15 Amended (Dec)	2015-16 Requested	*BUDGET* 2015-16 Recommend	2015-16 Approved
	Personnel						
510100	Salaries & Wages - 12	549,366	267,463	550,043	551,916		
510199	Special Overtime	15,375	8,283	16,524	20,000		
510200	Overtime	0	0	0	0		
511112	FICA - Employer's Portion	39,680	19,351	43,342	43,752		
511114	Police Retirement - Employer's Portion	70,502	36,978	75,977	78,581		
511120	Employee Insurance - 12	93,600	50,700	93,600	93,600		
511130	Workers Compensation	18,985	9,276	18,481	19,216		
511214	Police Retire - Employer's Portion (Retiree)	2,086	0	0	0		
515600	Clothing Allowance	0	0	0	0		
519999	Personnel Contingency	0	0	0	0		
	*** Total Personnel**	**789,594**	**392,051**	**797,967**	**807,065**	**0**	**0**
	Operating Expenses						
520233	Towing Service	0	65	780	780		
521000	Office Supplies	0	0	550	550		
521200	Operating Supplies	0	0	550	550		
521208	Police Supplies	0	0	550	550		
522300	Vehicle Repairs & Maintenance	7,005	2,226	12,000	12,000		
524100	Vehicle Insurance - 12	6,360	6,360	6,552	6,552		
524201	General Tort Liability Insurance	8,676	8,676	8,936	8,936		
524202	Surety Bonds - 12	0	0	144	0		
525000	Telephone	405	191	576	576		
525004	WAN Service Charges	0	0	0	0		
525020	Pagers and Cell Phones - 2 Pagers & 1 Cell Phone	188	0	516	0		
525030	800 MHz Radio Service Charges - 12	5,619	2,864	8,169	8,169		
525031	800 MHz Radio Maintenance Contracts	898	0	960	960		
525041	E-mail Service Charges - 12	972	405	972	972		
525210	Conference, Meeting & Training Expense	734	0	5,000	5,000		
525230	Subscriptions, Dues, & Books	360	360	480	480		
525400	Gas, Fuel, & Oil	31,711	14,535	38,220	39,000		
525600	Uniforms & Clothing	3,173	701	7,800	7,800		
529903	Contingency	0	0	134,473	0		
	*** Total Operating**	**66,101**	**36,383**	**227,228**	**92,875**	**0**	**0**
	**** Total Personnel & Operating**	**855,695**	**428,434**	**1,025,195**	**899,940**	**0**	**0**
	Capital						
540000	Small Tools & Minor Equipment	0	0	0	0		
	All Other Equipment	31,260	0	38,500	0		
	**** Total Capital**	**31,260**	**0**	**38,500**	**0**	**0**	**0**
	***** Total Budget Appropriation**	**886,955**	**428,434**	**1,063,695**	**899,940**	**0**	**0**

SECTION V. - PROGRAM OVERVIEW

The School Resource Officer program is provided for the safety and the security of the students in each high school in the Lexington County School Districts. The Lexington County Sheriff's Department and the School Officials are working together to provide a learning environment for the students that will be safe. The State of South Carolina has seen the crime rate rise and Lexington County also experiences an increase of school related incidents such as gang and drug activity.

SECTION VI. B. – LISTING OF POSITIONS

Current Staffing Level:

	Positions	Full Time Equivalent General Fund	Other Fund	Total	Grade
LE/School District #1 Agreement (2633-151200)					
School Resource Officer	13		13	13	13
Totals:	13		13	13	

SECTION VI. C. – OPERATING LINE ITEM NARRATIVES

520233 – TOWING SERVICE **$ 780**

Wrecker services must be paid for the towing of County Vehicles and seized vehicles. The cost for a County Vehicle is $65.

521000 - OFFICE SUPPLIES **$ 550**

Office supplies are required for School Resource Officers to perform their daily job tasks. Items requested are pens, file jackets, folders, diskettes, calendars and other general supplies that are used daily. The amount budgeted is for 12 SRO's.

521200 - OPERATING SUPPLIES **$ 550**

The School Resource Officers will need supplies for the operation of equipment and daily operations. Some items that will be used are audio and video tapes, film, disks, batteries, and other supplies as required for the grant. The amount budgeted is for 12 SRO's.

521208 – POLICE SUPPLIES **$ 550**

Police supplies are needed to purchase mace, OSHA kits, ASP batons, handcuffs, etc., as required by policy. The amount budgeted is for 12 SRO's.

522300 - VEHICLE REPAIRS AND MAINTENANCE **$ 12,000**

The amount budgeted is based estimated expenditures for the current fiscal year plus an additional 30% for extraordinary maintenance; however, the minimum budget per vehicle is $1,000. The extraordinary maintenance includes transmission overhauls and rear end replacements. The budget amount is prorated equally among all vehicles assigned to the organization.

524100 - VEHICLE INSURANCE **$ 6,552**

The budget amount is the estimate provided by the County's Risk Manager. Please see the vehicle detail schedule in the appendixes for cost allocation.

524201 - GENERAL TORT LIABILITY INSURANCE **$ 8,936**

General tort liability insurance amounts as allocated based on number and liability classification of personnel. The budget amount is the estimate provided by the County's Risk Manager.

524202 – SURETY BOND **$ 0**

Surety bonds are paid every 3 fiscal years and will not be paid again until fiscal year 2018.

525000 – TELEPHONE **$ 576**

Telephone line charges are required for daily operations and voice mail. The amount budgeted is based on contract price of $48 per month.

525020 - PAGERS AND CELL PHONES **$ 0**

There are no pagers or cell phones assigned to the employees in this fund.

525030 – 800 MHz RADIO SERVICE CHARGES **$ 8,169**

The 800 MHz radios are required for communication.

525031 – 800 MHz RADIO MAINTENANCE CHARGES **$ 960**

The 800 MHz radios are required for communication. Please see the 800 MHz radio detail schedule in the appendixes for cost allocation. The estimated maintenance cost per radio is $80.

525041 – E-MAIL SERVICE CHARGES **$ 972**

E-mail service is a vital tool for communication among all individuals not just within Lexington County. The current cost is $6.75 per user per month.

12 users * $6.75 per month * 12 months

525210 – CONFERENCE, MEETING & TRAINING EXP. **$ 5,000**

School Resource officers must be sent for training so that they may maintain their certification and acquire advancement in technical fields.

525230 – SUBSCRIPTIONS, DUES, & BOOKS **$ 480**

The certified law enforcement officer dues for the South Carolina Law Enforcement Association are paid from this account. The cost for dues per SRO is $40.

525400 - GAS, FUEL, AND OIL **$ 39,000**

The amount budgeted is based estimated expenditures for the current fiscal year plus a 15% increase for next fiscal year. The 15% increase is due to the unstable fuel market. The budget amount is prorated equally among all vehicles assigned to the organization.

525600 – UNIFORMS AND CLOTHING **$ 7,800**

Uniforms are required to perform duties according to County Policy under Section 23-13-30 of the SC Code of Laws. Uniforms must be worn for recognition purposes and for safety purposes. These uniforms will be standard issue and are required for safety and recognition of the School Resource Officers. The estimated cost for uniforms per SRO is $650 each.

SECTION III

COUNTY OF LEXINGTON

NEW PROGRAM - SRO - RIVER BLUFF HIGH SCHOOL PERCENT PARTICIPATING CHANGES TO 50/50

GENERAL FUND

Annual Budget

Fiscal Year - 2015-16

Fund: LE/School District #1 (2633)
Division: Law Enforcement
Organization: LE/Operations 151200

Object Code	Expenditure Classification	(1) SRO - GRADE 13 PREV 100% NOW 50/50		2015-16 Requested	BUDGET 2015-16 Recommend	2015-16 Approved
	***L/E - School District #1 2633:**					
	Revenues:					
456100	Program Income	0	0	0 39,867		
461000	Investment Interest	0	0	0 0		
801000	Op Trn from General Fund/LE	0	0	0 39,867		
	**** Total Revenue**	0	0	0 79,733	0	0
	*****Total Appropriation**			0 79,733	0	0
	FUND BALANCE Beginning of Year			0 0	0	0
	FUND BALANCE - Projected End of Year			0 0	0	0

The expenditures in this fund are split 50/50 between the LCSD and the School District, but the overtime and related fringe costs are paid 100% by the LCSD.

SECTION III

COUNTY OF LEXINGTON
NEW PROGRAM - SRO - RIVER BLUFF HIGH SCHOOL PERCENT PARTICIPATING CHANGES TO 50/50
GENERAL FUND
Annual Budget
Fiscal Year - 2015-16

Fund: LE/School District #1 (2633)
Division: Law Enforcement
Organization: LE/Operations 151200

Object Code	Expenditure Classification	(1) ADDTL SRO - GRADE 13 FUNDED 50/50	BUDGET 2015-16 Requested	BUDGET 2015-16 Recommend	BUDGET 2015-16 Approved
	Personnel				
510100	Salaries & Wages		45,703		
510199	Special Overtime		0		
510200	Overtime		0		
511112	FICA Cost -7.65%		3,496		
511113	State Retirement - 11.06%		0		
511114	Police Retirement - 13.74%		6,280		
511120	Insurance Fund Contribution - $7,800		7,800		
511130	Workers Compensation 0.0030/0.0336		1,536		
	*** Total Personnel**		**64,815**		
	Operating Expenses				
520233	Towing Service		65		
521000	Office Supplies		120		
521200	Operating Supplies		300		
521208	Police Supplies		800		
522300	Vehicle Repairs & Maintenance - 1		1,000		
524000	Building Insurance		0		
524100	Vehicle Insurance - 1		546		
524201	General Tort Liability Insurance		745		
524202	Surety Bonds - $12/$10		0		
525000	Telephone		60		
525004	WAN Service Charges - 1		480		
525020	Pagers & Cell Phones		0		
525021	Smart Phone Charges		0		
525030	800 MHz Radio Service Charges 1		681		
525031	800 MHz Radiomaintennce Contract 1				
525041	E-mail Service Charges - 1		81		
525100	Postage		0		
525110	Other Parcel Delivery Service		0		
525210	Conference & Meeting Expense		1,000		
525230	Subscriptions, Dues, & Books		40		
525240	Personal Mileage Reimbursement		0		
525400	Gas, Fuel, and Oil		6,000		
525600	Uniforms & Clothing		3,000		
	*** Total Operating**		**14,918**		
	**** Total Personnel & Operating**		**79,733**		
	Capital				
540000	Small Tools & Minor Equipment		0		
540010	Minor Software		0		
	All Other Equipment		0		
	**** Total Capital**		**0**		
	***** Total Budget Appropriation**		**79,733**		

SECTION V. - PROGRAM OVERVIEW

The School Resource Officer program is provided for the safety and the security of the students in each high school in the Lexington County School Districts. The Lexington County Sheriff's Department and the School Officials are working together to provide a learning environment for the students that will be safe. The State of South Carolina has seen the crime rate rise and Lexington County experiences an increase of school related incidents such as gang and drug activity.

Fiscal year 2014-15 School District 1 paid 100% of the expenses associated with placing a second school resource officer at River Bluff High School. The agreement was that after the initial year the Sheriff's Department would pay 50% of the expenses and the School District would pay 50%.

SECTION VI. B. – LISTING OF POSITIONS

Current Staffing Level:

		Full Time Equivalent			
	Positions	General Fund	Other Fund	Total	Grade
LE / School District #1 Agreement (2633-151200)					
School Resource Officer	1	.50	.50	1	13
Totals:	1	.50	.50	1	

SECTION VI. C. – OPERATING LINE ITEM NARRATIVES

520233 – TOWING SERVICE $ 65

The cost to tow a county vehicle is $65. It is assumed that each county vehicle will be towed at least once during the fiscal year.

521000 - OFFICE SUPPLIES $ 120

Office supplies are required for School Resource Officers to perform their daily job tasks. Items requested are pens, file jackets, folders, diskettes, calendars and other general supplies that are used daily.

521200 - OPERATING SUPPLIES $ 300

The School Resource Officers will need supplies for the operation of equipment and daily operations. Some items that will be used are audio and video tapes, film, disks, batteries, and other supplies.

521208 – POLICE SUPPLIES $ 800

Police supplies are needed to purchase mace, OSHA kits, ASP batons, handcuffs, etc., as required by policy.

522300 - VEHICLE REPAIRS AND MAINTENANCE $ 1,000

It is estimated that maintenance for the first year of a vehicle is $1,000. This includes tires and oil changes.

524100 - VEHICLE INSURANCE $ 546

The budget amount is the estimate provided by the County's Risk Manager.

524201 - GENERAL TORT LIABILITY INSURANCE $ 745

General tort liability insurance amounts as allocated based on number and liability classification of personnel. The budget amount is the estimate provided by the County's Risk Manager.

524202 – SURETY BOND $ 0

Surety bonds are paid every 3 fiscal years and will not be paid again until fiscal year 2018.

525000 – TELEPHONE $ 60

Telephone line voice mail box charges are required for daily operations and communication. The amount budgeted is based on contract price of $5 per month.

525004 – WAN SERVICE $ 480

The School Resource Officers are required to have WAN to access databases and complete reports through our records management system.

525030 – 800 MHz RADIO SERVICE CHARGES $ 681

The 800 MHz radios are required for communication.

525041 – E-MAIL SERVICE CHARGES $ 81

E-mail service is a vital tool for communication among all individuals not just within Lexington County. The current cost is $6.75 per user per month.

525210 – CONFERENCE, MEETING & TRAINING EXP. $ 1,000

School Resource officers must be sent for training so that they may maintain their certification and acquire advancement in technical fields.

525230 – SUBSCRIPTIONS, DUES, & BOOKS $ 40

The certified law enforcement officer dues for the South Carolina Law Enforcement Association are paid from this account. The cost for dues per SRO is $40.

525400 - GAS, FUEL, AND OIL $ 6,000

The budget amount is prorated equally among all vehicles assigned to the organization and $6,000 is thought to be the minimum fuel usage in a year.

525600 – UNIFORMS AND CLOTHING $ 3,000

Uniforms are required to perform duties according to County Policy under Section 23-13-30 of the SC Code of Laws. Uniforms must be worn for recognition purposes and for safety purposes. These uniforms will be standard issue and are required for safety and recognition of the School Resource Officers.

COUNTY OF LEXINGTON
SCHOOL DISTRICT #2 RESOURCE OFFICERS
Annual Budget
FY 2015-16 Estimated Revenue

Object Code	Revenue Account Title	Actual 2013-14	Received Thru Dec 2014-15	Amended Budget Thru Dec 2014-15	Projected Revenues Thru Jun 2014-15	Requested 2015-16	Recommend 2015-16	Approved 2015-16
	***L/E - School District #2 2634:**							
	Revenues:							
456100	Program Income	173,893	993	204,839	204,839	185,110		
461000	Investment Interest	0	0	0	0	0		
801000	Op Trn from General Fund/LE	191,921	102,420	204,840	204,840	185,110		
	**** Total Revenue**	365,814	103,413	409,679	409,679	370,219	0	0
	*****Total Appropriation**				482,733	370,219	0	0
	FUND BALANCE Beginning of Year				74,047	993	993	993
	FUND BALANCE - Projected End of Year				993	993	993	993

The expenditures in this fund are split 50/50 between the LCSD and the School District, but the overtime and related fringe costs are paid 100% by the LCSD.

COUNTY OF LEXINGTON
SCHOOL DISTRICT #2 RESOURCE OFFICERS
Annual Budget
Fiscal Year - 2015-16

Fund 2634
Division: Law Enforcement
Organization: 151200 - Operations

Object Code	Expenditure Classification	2013-14 Expend	2014-15 Expend (Dec)	2014-15 Amended (Dec)	BUDGET 2015-16 Requested	BUDGET 2015-16 Recommend	BUDGET 2015-16 Approved
	Personnel						
510100	Salaries & Wages - 5	229,876	110,640	228,524	228,037		
510199	Special Overtime	2,643	2,615	9,452	9,452		
510200	Overtime	0	0	0	0		
511112	FICA - Employer's Portion	16,789	8,141	18,205	18,168		
511114	Police Retirement - Employer's Portion	23,797	12,149	31,913	32,631		
511120	Employee Insurance - 5	39,000	19,500	39,000	39,000		
511130	Workers Compensation	7,817	3,810	7,679	7,980		
511214	Police Retire - Employer's Portion - Ret	6,088	3,038	0	0		
519999	Personnel Contingency	0	0	0	0		
	*** Total Personnel**	**326,010**	**159,893**	**334,773**	**335,268**	**0**	**0**
	Operating Expenses						
520233	Towing Service	0	0	325	325		
521000	Office Supplies	0	0	250	250		
521200	Operating Supplies	0	0	250	250		
521208	Police Supplies	0	0	250	250		
522300	Vehicle Repairs & Maintenance	1,711	834	5,000	5,000		
524100	Vehicle Insurance - 5	2,650	2,650	2,730	2,730		
524201	General Tort Liability Insurance	3,615	3,615	3,723	3,723		
524202	Surety Bonds - 5	0	0	60	0		
525000	Telephone	254	127	264	264		
525020	Pagers and Cell Phones - 5	0	0	0	0		
525030	800 MHz Radio Service Charges - 5	2,513	1,137	3,404	3,404		
525031	800 MHz Radio Maintenance Contracts	374	0	400	400		
525041	E-mail Service Charges - 5	324	135	405	405		
525210	Conference, Meeting & Training Expense	190	0	2,500	2,500		
525230	Subscriptions, Dues, and Books	150	150	200	200		
525400	Gas, Fuel, & Oil	10,250	4,809	12,000	12,000		
525600	Uniforms & Clothing	2,387	671	3,250	3,250		
529903	Contingency	0	0	74,449	0		
	*** Total Operating**	**24,418**	**14,128**	**109,460**	**34,951**	**0**	**0**
	**** Total Personnel & Operating**	**350,428**	**174,021**	**444,233**	**370,219**	**0**	**0**
	Capital						
540010	Minor Software	0	0	0	0		
	All Other Equipment	0	0	38,500	0		
	**** Total Capital**	**0**	**0**	**38,500**	**0**	**0**	**0**
	***** Total Budget Appropriation**	**350,428**	**174,021**	**482,733**	**370,219**	**0**	**0**

SECTION V. - PROGRAM OVERVIEW

The School Resource Officer program is provided for the safety and the security of the students in each high school in the Lexington County School Districts. The Lexington County Sheriff's Department and the School Officials are working together to provide a learning environment for the students that will be safe. The State of South Carolina has seen the crime rate rise within the past years with Lexington County also experiencing an increase of school related incidents such as gang and drug activity within those years.

SECTION VI. B. – LISTING OF POSITIONS

Current Staffing Level:

		Full Time Equivalent			
	Positions	General Fund	Other Fund	Total	Grade
LE/School District #2 Agreement (2634-151200)					
School Resource Officer	5		5	5	13
Totals:	5		5	5	

SECTION VI. C. – OPERATING LINE ITEM NARRATIVES

520233 – TOWING SERVICE **$ 325**

Wrecker services must be paid for the towing of County Vehicles and seized vehicles. The cost for a County Vehicle is $65. The amount budgeted assumes all 5 vehicles assigned to this organization being towed once this fiscal year.

521000 - OFFICE SUPPLIES **$ 250**

Office supplies are required for School Resource Officers to perform their daily job tasks. Items requested are pens, file jackets, folders, diskettes, calendars and other general supplies that are used daily.
The amount budgeted is for 5 SRO's. The individual items may vary slightly; therefore, an itemized cost breakdown was not provided.

521200 - OPERATING SUPPLIES **$ 250**

The School Resource Officers will need supplies for the operation of equipment and daily operations. Some items that will be used are audio and video tapes, film, disks, batteries, and other supplies as required for the grant.
The amount budgeted is for 5 SRO's. The individual items may vary slightly; therefore, an itemized cost breakdown was not provided.

521208 – POLICE SUPPLIES **$ 250**

Police supplies are needed to purchase mace, OSHA kits, ASP batons, handcuffs, etc., as required by policy.
The amount budgeted is for 5 SRO's. The individual items may vary slightly; therefore, an itemized cost breakdown was not provided.

522300 - VEHICLE REPAIRS AND MAINTENANCE **$ 5,000**

The cost of vehicle repairs and maintenance is anticipated to be higher than the current year's budget amount. These vehicles are aging and extraordinary maintenance is anticipated. Extraordinary maintenance includes transmission overhauls and rear end replacements. The budget amount is prorated equally among all vehicles assigned to the organization.

524100 - VEHICLE INSURANCE **$ 2,730**

The budget amount is the estimate provided by the County's Risk Manager. Please see the vehicle detail schedule in the appendixes for cost allocation.

524201 - GENERAL TORT LIABILITY INSURANCE **$ 3,723**

General tort liability insurance amounts as allocated based on number and liability classification of personnel. The budget amount is the estimate provided by the County's Risk Manager.

524202 – SURETY BOND **$ 0**

Surety bonds are paid every 3 fiscal years and will not be paid again until fiscal year 2018.

525000 – TELEPHONE **$ 264**

Telephone line charges are required for daily operations and voice mail. The amount budgeted is based on contract price of $22 per month.

525020 - PAGERS AND CELL PHONES **$ 0**

The school district pays for the officers a cell phone.

525030 – 800 MHz RADIO SERVICE CHARGES **$ 3,404**

The 800 MHz radios are required for communication. Please see the 800 MHz radio detail schedule in the appendixes for cost.

525031 – 800 MHz RADIO MAINTENANCE CHARGES **$ 400**

The 800 MHz radios are covered under a maintenance contract that covers some repairs that are required due to age and excessive use. Please see the 800 MHz radio detail schedule in the appendixes for cost allocation. The estimated maintenance cost per radio is $80.

525041 – E-MAIL SERVICE CHARGES **$ 405**

E-mail service is a vital tool for communication among all individuals not just within Lexington County. The current cost is $6.75 per user per month.

5 users * $6.75 per month * 12 months = $ 405

525210 – CONFERENCE, MEETING & TRAINING EXP. **$ 2,500**

School Resource officers must be sent for training so that they may maintain their certification and acquire advancement in technical fields.

525230 – SUBSCRIPTIONS, DUES, & BOOKS **$ 200**

The certified law enforcement officer dues for the South Carolina Law Enforcement Association are paid from this account. The cost for dues per SRO is $40.

525400 - GAS, FUEL, AND OIL **$ 12,000**

The amount budgeted is based on the estimated cost for this fiscal year. The 15% increase is due to the unstable fuel market. The budget amount is prorated equally among all vehicles assigned to the organization.

525600 – UNIFORMS AND CLOTHING **$ 3,250**

Uniforms are required to perform duties according to County Policy under Section 23-13-30 of the SC Code of Laws. Uniforms must be worn for recognition purposes and for safety purposes. These uniforms will be standard issue and are required for safety and recognition of the School Resource Officers. The estimated cost for uniforms per SRO is $650 each.

SECTION III

COUNTY OF LEXINGTON
NEW PROGRAM - SRO TO BE SHARED BETWEEN BC HIGH AND AIRPORT HIGH SCHOOLS
GENERAL FUND
Annual Budget
Fiscal Year - 2015-16

Fund: LE/School District #2 (2634)
Division: Law Enforcement
Organization: LE/SRO 151201

Object Code	Expenditure Classification	(1) ADDTL SRO - GRADE 13 1ST YEAR 100% FUNDED BY SD	2015-16 Requested	BUDGET 2015-16 Recommend	BUDGET 2015-16 Approved
	Personnel				
510100	Salaries & Wages		42,076		
510199	Special Overtime		0		
510200	Overtime		0		
511112	FICA Cost -7.65%		3,219		
511113	State Retirement - 11.06%		0		
511114	Police Retirement - 13.74%		5,781		
511120	Insurance Fund Contribution - $7,800		7,800		
511130	Workers Compensation 0.0030/0.0336		1,414		
	*** Total Personnel**		**60,290**		
	Operating Expenses				
520233	Towing Service		65		
521000	Office Supplies		120		
521200	Operating Supplies		300		
521208	Police Supplies		800		
522300	Vehicle Repairs & Maintenance - 1		1,000		
524000	Building Insurance		0		
524100	Vehicle Insurance - 1		546		
524201	General Tort Liability Insurance		745		
524202	Surety Bonds - $12/$10		0		
525000	Telephone		60		
525004	WAN Service Charges - 1		480		
525020	Pagers & Cell Phones		0		
525021	Smart Phone Charges		0		
525030	800 MHz Radio Service Charges 1		681		
525031	800 MHz Radiomaintennce Contract 1				
525041	E-mail Service Charges - 1		81		
525100	Postage		0		
525110	Other Parcel Delivery Service		0		
525210	Conference & Meeting Expense		1,000		
525230	Subscriptions, Dues, & Books		40		
525240	Personal Mileage Reimbursement		0		
525400	Gas, Fuel, and Oil		6,000		
525600	Uniforms & Clothing		3,000		
	*** Total Operating**		**14,918**		
	**** Total Personnel & Operating**		**75,208**		
	Capital				
540000	Small Tools & Minor Equipment		700		
540010	Minor Software		0		
	All Other Equipment		53,425		
	**** Total Capital**		**54,125**		
	***** Total Budget Appropriation**		**129,333**		

SECTION IV

COUNTY OF LEXINGTON
Capital Item Summary
Fiscal Year - 2015-16

Fund # 2634 Fund Title: LE/School District #1
Organization # 151201 Organization Title: LE/SRO
Program # Program Title: (1) ADDTL SRO FOR SD 2 - SHARED BY BC & AIRPORT

SCHOOL DISTRICT 2 WILL PAY 100% 1ST YEAR

Qty	Item Description	***BUDGET*** 2015-16 Requested Amount
	Small Tools and Minor Equipment	700
	Minor Software	0
1	Electronic Control Devices with Accessories	1,650
1	Personal Protection Equipment Kits	900
1	800 MHz Radios with Accessories	5,300
1	Ruggedized Computers with Accessories	5,200
1	Handguns with Accessories	600
1	Marked Utility Vehicles with Equipment	35,500
1	MCT/MFR Licensing	3,500
1	Vehicle Printer with Mount and Accessories	775

**** Sub Total Capital - Page 1** **54,125**

**** Grand Total Capital (Transfer Total to Section I and II)** **54,125**

SECTION V. - PROGRAM OVERVIEW

The School Resource Officer program is provided for the safety and the security of the students in each high school in the Lexington County School Districts. The Lexington County Sheriff's Department and the School Officials are working together to provide a learning environment for the students that will be safe. The State of South Carolina has seen the crime rate rise and Lexington County experiences an increase of school related incidents such as gang and drug activity. School District Two (2) has requested another school resource officer. This SRO will be shared by Brookland Cayce High School and Airport High School. The school district will pay 100% of the costs for the first year.

SECTION VI. B. – LISTING OF POSITIONS

Current Staffing Level:

	Positions	Full Time Equivalent General Fund	Other Fund	Total	Grade
LE / School District #2 Agreement (2634-151201)					
School Resource Officer	1		1	1	13
Totals:	1		1	1	

SECTION VI. C. – OPERATING LINE ITEM NARRATIVES

520233 – TOWING SERVICE $ 65

The cost to tow a county vehicle is $65. It is assumed that each county vehicle will be towed at least once during the fiscal year.

521000 - OFFICE SUPPLIES $ 120

Office supplies are required for School Resource Officers to perform their daily job tasks. Items requested are pens, file jackets, folders, diskettes, calendars and other general supplies that are used daily.

521200 - OPERATING SUPPLIES $ 300

The School Resource Officers will need supplies for the operation of equipment and daily operations. Some items that will be used are audio and video tapes, film, disks, batteries, and other supplies.

521208 – POLICE SUPPLIES $ 800

Police supplies are needed to purchase mace, OSHA kits, ASP batons, handcuffs, etc., as required by policy.

522300 - VEHICLE REPAIRS AND MAINTENANCE $ 1,000

It is estimated that maintenance for the first year of a vehicle is $1,000. This includes tires and oil changes.

524100 - VEHICLE INSURANCE $ 546

The budget amount is the estimate provided by the County's Risk Manager.

524201 - GENERAL TORT LIABILITY INSURANCE $ 745

General tort liability insurance amounts as allocated based on number and liability classification of personnel. The budget amount is the estimate provided by the County's Risk Manager.

524202 – SURETY BOND $ 0

Surety bonds are paid every 3 fiscal years and will not be paid again until fiscal year 2018.

525000 – TELEPHONE $ 60

Telephone line voice mail box charges are required for daily operations and communication. The amount budgeted is based on contract price of $5 per month.

525004 – WAN SERVICE $ 480

The School Resource Officers are required to have WAN to access databases and complete reports through our records management system.

525030 – 800 MHz RADIO SERVICE CHARGES $ 681

The 800 MHz radios are required for communication.

525041 – E-MAIL SERVICE CHARGES **$ 81**

E-mail service is a vital tool for communication among all individuals not just within Lexington County. The current cost is $6.75 per user per month.

525210 – CONFERENCE, MEETING & TRAINING EXP. **$ 1,000**

School Resource officers must be sent for training so that they may maintain their certification and acquire advancement in technical fields.

525230 – SUBSCRIPTIONS, DUES, & BOOKS **$ 40**

The certified law enforcement officer dues for the South Carolina Law Enforcement Association are paid from this account. The cost for dues per SRO is $40.

525400 - GAS, FUEL, AND OIL **$ 6,000**

The budget amount is prorated equally among all vehicles assigned to the organization and $6,000 is thought to be the minimum fuel usage in a year.

525600 – UNIFORMS AND CLOTHING **$ 3,000**

Uniforms are required to perform duties according to County Policy under Section 23-13-30 of the SC Code of Laws. Uniforms must be worn for recognition purposes and for safety purposes. These uniforms will be standard issue and are required for safety and recognition of the School Resource Officers.

SECTION VI. D. - CAPITAL LINE ITEM NARRATIVES

540000 - SMALL TOOLS AND MINOR EQUIPMENT $ 700

These items are needed by each deputy to perform the duties assigned. The items to be purchased from this account for each deputy are as follows:
Digital Cameras w/Case & Memory Card $100
Rechargeable Flashlights with car chargers $100
Digital Recorders $100
Drivers License Scanner $400
Total for small tools and minor equipment per officer is $700

(1) ELECTRONIC CONTROL DEVICES WITH ACCESSORIES $ 1,650

Electronic Control Devices are becoming an effective way to issue less lethal force when needed to detain combative subjects. One electronic control device with accessories consist of the electronic control device, a duty holster, four (4) training cartridges, and four (4) duty cartridges. The total estimated cost per officer is $1,650.

(1) PERSONAL PROTECTIVE EQUIPMENT KITS $ 900

These personal protective equipment kits are used in the event of a hazardous chemical or substance spill. These kits are needed for our road patrol units to keep them OSHA compliant. The total estimated cost per officer is $900.

(1) 800 MHz RADIOS WITH ACCESSORIES $ 5,300

These radios are needed for officer safety. They enable the deputy to communicate with County Communication and the reverse. The total estimated cost per officer is $5,300.

(1) RUGGEDIZED LAPTOP WITH ACCESSORIES $ 5,200

These computers are transported in the deputies vehicles and are required for records management. The total estimated cost per officer is $2,200.

(1) HANDGUNS WITH ACCESSORIES $ 600

Handguns are required to perform the duties of a law enforcement officer. The total estimated cost per officer is $600.

(1) MARKED SUV WITH EQUIPMENT $ 35,500

A marked vehicle is required to perform the duties of a deputy. The total estimated cost per officer is $35,500.

(1) MCT/MFR LICENSING $ 3,500

This licensing is required for our field reporting and records management system. The total estimated cost per deputy is $3,500.

(1) VEHICLE PRINTER WITH MOUNT AND ACCESSORIES $ 775

A printer is needed to print documents on scene. The total estimated cost is $775.

COUNTY OF LEXINGTON
FEDERAL NARCOTICS FORFEITURES
Annual Budget
Fiscal Year - 2015-16

Object Code	Revenue Account Title	Actual 2013-14	Received Thru Dec 2014-15	Amended Budget Thru Dec 2014-15	Projected Revenues Thru Jun 2014-15	Requested 2015-16	Recommend 2015-16	Approved 2015-16
	***L/E - Federal Narcotic Forfeitures 2637:**							
	Revenues:							
456400	Narcotics Confiscation	73,504	22,563	1,680	1,680	69,230		
461000	Investment Interest	478	227	0	0	0		
	**** Total Revenue**	73,982	22,790	1,680	1,680	69,230	0	0
	*****Total Appropriations**				337,331	149,980	0	0
	Contingency:							
	Unused				242,138			
	FUND BALANCE							
	Beginning of Year				335,597	242,084	242,084	242,084
	FUND BALANCE - Projected							
	End of Year				242,084	161,334	242,084	242,084

Fund 2637
Division: Law Enforcement
Organization: 151200 - Operations

Object Code	Expenditure Classification	2013-14 Expend	2014-15 Expend (Dec)	2014-15 Amended (Dec)	***BUDGET*** 2015-16 Requested	2015-16 Recommend	2015-16 Approved
	Operating Expenses						
520100	Contracted Maintenance	8,500	3,000	10,010	10,010		
521000	Office Supplies	0	0	1,800	1,800		
521200	Operating Supplies	7,104	1,729	12,900	12,900		
522200	Small Equipment Repairs & Maint.	2,069	315	5,000	5,000		
525000	Telephone	2,751	1,376	2,760	2,760		
525004	WAN Service Charges	3,868	1,858	4,200	4,200		
525210	Conference, Meeting & Training Expense	0	0	5,000	5,000		
525230	Subscriptions, Dues, & Books	0	0	200	200		
525240	Personal Mileage Reimbursement	538	175	900	1,200		
525376	Utilities - Helicopter Storage Building	0	0	0	0		
525386	Utilities - Investigation Substation	7,245	2,612	10,795	10,795		
525600	Uniforms & Clothing	291	8,660	13,667	12,000		
526500	Licenses & Permits	0	0	700	700		
529000	Unclassified	0	0	2,500	25,000		
529903	Contingency	0	0	242,138	0		
	*** Total Operating**	**32,366**	**19,725**	**312,570**	**91,565**	**0**	**0**
	**** Total Operating**	**32,366**	**19,725**	**312,570**	**91,565**	**0**	**0**
	Capital						
540000	Small Tools & Minor Equipment	0	1,153	5,000	5,000		
	All Other Equipment	20,644	16,462	19,761	53,415		
	**** Total Capital**	**20,644**	**17,615**	**24,761**	**58,415**	**0**	**0**
	***** Total Budget Appropriation**	**53,010**	**37,340**	**337,331**	**149,980**	**0**	**0**

SECTION IV

COUNTY OF LEXINGTON
Capital Item Summary
Fiscal Year - 2015-2016

Fund # 2637 Fund Title: Federal Narcotic Forfeitures
Organization # 151200 Organization Title: L.E./Operations
Program- MJTF Program Title: Federal Narcotic Forfeiture

Qty	Item Description	***BUDGET*** 2014-2015 Requested Amount
	Small Tools & Minor Equipment	5,000
1	Low Light Camera with Accessories	2,125
2	Vehicle Trackers	2,330
2	Sets of Vehicle Wheels	2,200
1	Narcotic Detector K-9 with Training and Accessories	13,200
2	Pole Cameras with Accessories	24,320
2	Level IV Tactical Vests for SWAT	6,160
2	Chassis for SWAT Weapons	3,080

** **Total Capital (Transfer Total to Section III)** **58,415**

SECTION V. – PROGRAM OVERVIEW

The federal forfeiture fund is a collection of monies from federal narcotic seizures that have been forfeited through the court process. Federal law mandates that these funds be used for law enforcement.

SECTION VI. A. - SUMMARY OF REVENUES

456400 –NARCOTICS CONFISCATION **$ 69,230**

Narcotic confiscation funds are funds that are related to unlawful activities as it relates to illegal substances. After the ruling has been received from the court system, the funds are distributed as per the court order. LCSD's share of those funds is placed in this account to be appropriated for expense of items needed to operate the narcotics unit. The amount budgeted is an estimate somewhat less than the actual receipts for this fiscal year because the fluctuation of revenue from year to year can be significant.

SECTION VI. C. - OPERATING LINE ITEM NARRATIVES

520100 – CONTRACTED MAINTENANCE $ 10,010

Maintenance is required for the GC/MS/DS & the FTIR system. The maintenance agreement includes the replacement of parts that need replaced due to normal use.

Maintenance Agreement (Analytical Services Int'l)	$ 3,520
Maintenance Agreement (Thermo Fisher Scientific)	$ 6,490

520242 – HAZARDOUS MATERIALS $ 0

We have moved this expense to general fund because the drug lab waste is minimal and has been combined with the waste from CSI.

521000 – OFFICE SUPPLIES $ 1,800

General office supplies and toner cartridges are needed to prepare reports. This account provides supplies for 18 employees with an estimated need of $100 each.

521200 - OPERATING SUPPLIES $ 12,900

The majority of this account must pay for various items used during narcotics investigations and the analysis of seized drugs.

Solvents/Reagents (VWR)	$ 1,000
Gas (Airstar)	$ 1,000
Vials, Pipetts, Glassware, Etc. (VWR)	$ 500
Nitrile Safety Gloves	$ 100
Cabling and accessories for undercover equipment (Cable & Connections)	$ 1,500
Supplies for Seizing of Property (Lowe's)	$ 1,800
Supplies for Meth Lab Cleanup	$ 5,000
Batteries	$ 2,000

522200 - SMALL EQUIPMENT REPAIRS & MAINTENANCE $ 5,000

Required inspections and repair of various audio and video equipment used during narcotics surveillance operations. The amount budgeted is an estimate because this year is the first year we will need to service all of the surveillance equipment.

525000 – TELEPHONE $ 2,760

This account will be used to pay telephone line charges, fax line charges, telephone extension relocations, directory assistance charges and telephone book listing charges. The amount budgeted is based on the contract prices.

525004 – WAN SERVICE CHARGES $ 4,200

Networking the substation to headquarters is crucial for communication. This fiscal year we are changing our providers to enable faster communication speed.

(2) Connections for Narcotics $175 per month per connection (Time Warner Cable) $ 4,200

525210 – CONFERENCE, MEETING & TRAINING EXP. **$ 5,000**

To meet requirements for certification, SC Code of Laws, Section 23-23-10 training must be attended. This reflects our in-house training needs required by law to provide to our personnel. The academy does not teach these courses, and in many cases we must send people outside the county for training so that they may maintain their certification and acquire advancement in technical fields which are changing rapidly in the law enforcement field. Training seminars requested during the year may vary as they are offered.

525230 – SUBSCRIPTIONS, DUES, & BOOKS **$ 200**

Funds are used to pay for reference materials, training manuals, subscriptions to periodical literature, and dues to professional organizations.

525240 – PERSONNEL MILEAGE **$ 1,200**

Reimbursement for mileage incurred from use of a personal vehicle is required. Travel is needed for peer-reviewed case in labs throughout the state and for training classes. The amount budgeted is based on $100 monthly expense.

525386 – UTILITIES – INVESTIGATIONS SUBSTATION **$ 10,795**

Utility amounts are allocated based on square footage. The budget amount is based on average monthly cost through December plus a 5% contingency for potential rate increases. An additional $4,000 was included to cover the cost of propane that is used for heating the buildings. Propane is the only source of heat.

525600 – UNIFORMS & CLOTHING **$ 12,000**

The officers will need to purchase replacement uniforms, jackets and uniforms for tactical operations. This year the officers will need complete sets of daily uniform and raid uniforms.

526500 – LICENSES & PERMITS **$ 700**

This account will be used to pay fees for the inspection and certification of drug lab equipment by DHEC.

Calibration of Scales (SCDHEC)	$ 250
Bi-Annual Hood Inspection (DHEC)	$ 250
Permit for Drug Handling (DEA)	$ 200

529000 - UNCLASSIFIED **$ 25,000**

Informants are used in the area of criminal investigations due to the increase in drug related operations; monies must be readily available to aid in the process of capturing the drug dealers.

SECTION VI. D. –CAPITAL LINE ITEM NARRATIVES

540000 - SMALL TOOLS & MINOR EQUIPMENT **$ 5,000**

Electronic surveillance equipment and tools utilized used by the task force to do covert operations from inconspicuous locations are necessary to investigate suspicious activities. Surveillance equipment will be used for covert operations for points of entry, exit, all angles of area being viewed, and surrounding structures. The surveillance equipment will be requested dependent upon the undercover operation. The cost to purchase surveillance equipment is estimated depending on the request of the governing board.

(1) LOW LIGHT CAMERA WITH ACCESSORIES **$ 2,125**

This camera will increase the capabilities of agents during night time operations. It will allow them to gather video evidence during low light or no light situations; therefore, assisting in making a stronger case for prosecution. This camera will be compatible with the Occulus Plug and Play system we purchase last year. The total estimated cost is $2,125.

(2) VEHICLE TRACKERS **$ 2,330**

This piece of equipment would allow agents to track the movements of targets in real time. It would greatly increase agents proficiency in tracking the activities and movements of suspected drug dealers and assist in locating "stash" and "drop" houses. It would greatly decrease the chances of agents being detected while attempting more traditional surveillance techniques. The total estimated cost is $2,330.

(2) SETS OF VEHICLE WHEELS **$ 2,200**

While the vehicles purchased for narcotics do not look like typical police vehicles they do come equipped with a basic government type package. This allows for them to be more easily identified as police vehicles by suspects. This equipment will make narcotics vehicles more difficult to identify as such. The total estimated cost is $2,200.

(1) NARCOTIC DETECTOR K-9 WITH TRAINING AND ACCESSORIES **$13,200**

A narcotic detecting K-9 is a critical piece of equipment for the Narcotics Enforcement Team. We currently have a parcel interdiction grant that did not fund a K-9 to sniff packages; therefore, we are having to rely on other agencies or our police K-9 unit. In some instances, this prohibits the ability to make a "controlled delivery" of the parcel due to time constraints. In addition, when we use another agency's K-9, we have no control over the dogs reliability, training, or documentation. The total estimated cost is $13,200.

(2) POLE CAMERAS WITH ACCESSORIES **$24,320**

This camera would afford the narcotics enforcement team 24 hour per day surveillance on a target and greatly reduces the possibility of being discovered. These units would pay for themselves in the number of man-hours it would save. The total estimated cost is $24,320.

(2) LEVEL IV TACTICAL VESTS FOR SWAT **$6,160**

These vests would replace two (2) of the existing vests that have expired. Each vest must be replaced every five (5) years. The total estimated cost is $6,160.

(2) CHASSIS FOR SWAT WEAPONS **$3,080**

These chassis systems are manufactured for the Remington 700. They are designed to be lighter and more ergonomic than traditional hunting stocks that are on the Remington 700. They are also built to take or can be purchased with rail systems for night vision, flashlights or infrared. The total estimated cost is $3,080.

COUNTY OF LEXINGTON
LE / CIVIL PROCESS SERVER
Annual Budget
Fiscal Year - 2015-16

Object Code	Revenue Account Title	Actual 2013-14	Received Thru Dec 2014-15	Amended Budget Thru Dec 2014-15	Projected Revenues Thru Jun 2014-15	Requested 2015-16	Recommend 2015-16	Approved 2015-16
	***L/E - Civil Process Server 2638:**							
	Revenues:							
441000	Sheriff's Fees & Fines	45,087	16,709	40,044	40,044	40,745		
461000	Investment Interest	165	75	0	0	0		
	**** Total Revenue**	**45**,252	16,784	40,044	40,044	40,745	0	0
	*****Total Appropriation**				159,543	74,074	0	0
	Contingency:							
	Unused				86,562			
	FUND BALANCE							
	Beginning of Year				104,351	119,499	119,499	119,499
	FUND BALANCE - Projected							
	End of Year				119,499	86,170	119,499	119,499

COUNTY OF LEXINGTON
LE / CIVIL PROCESS SERVER
Annual Budget
Fiscal Year - 2015-16

Fund 2638
Division: Law Enforcement
Organization: 151200 - Operations

Object Code	Expenditure Classification	2013-14 Expenditure	2014-15 Expenditure (Dec)	2014-15 Amended (Dec)	2015-16 Requested	*BUDGET* 2015-16 Recommend	2015-16 Approved
	Personnel						
510100	Salaries & Wages	7,155	9,200	0	0		
510300	Part Time - 3 (1.713 - FTE)	42,595	20,363	61,997	61,997		
511112	FICA - Employers Portion	3,810	2,267	4,328	4,743		
511113	State Retirement - Employers Portion	5,278	3,222	6,166	6,857		
511130	Workers Compensation	149	89	169	186		
519999	Personnel Contingency	0	0	0	0		
	*** Total Personnel**	**58,987**	**35,141**	**72,660**	**73,783**	**0**	**0**
	Operating Expenses						
521000	Office Supplies	0	0	0	0		
524201	General Tort Liability Insurance	23	46	48	48		
524202	Surety Bonds - 2	0	0	30	0		
525000	Telephone	0	0	0	0		
525041	E-mail Service Charges - 3	162	68	243	243		
525210	Conference, Meeting & Training Expense	0	0	0	0		
529903	Contingency	0	0	86,562	0		
	*** Total Operating**	**185**	**114**	**86,883**	**291**	**0**	**0**
	**** Total Personnel & Operating**	**59,172**	**35,255**	**159,543**	**74,074**	**0**	**0**
	Capital						
540000	Small Tools & Minor Equipment	0	0	0	0		
	All Other Equipment	1,227	0	0	0		
	**** Total Capital**	**1,227**	**0**	**0**	**0**	**0**	**0**
	***** Total Budget Appropriation**	**60,399**	**35,255**	**159,543**	**74,074**	**0**	**0**

SECTION V. - PROGRAM OVERVIEW

This fund is not a grant; it is a special revenue fund. Therefore, there is no term limit as long as there is sufficient revenue to support the expenses charged to this fund.

This program is for the service of all common pleas papers. The party requesting service pays an amount of $0 to $25. The amount paid depends on varying circumstances. The revenue generated by this program will be used to fund two part time clerical positions to enter the papers into a database, which tracks the service and attempted service of these documents. This information is then returned to the courts for official dockets.

SECTION VI. A. - SUMMARY OF REVENUES

441000 – SHERIFF'S FEES & FINES **$ 40,745**

This revenue is generated from the service of all common please papers. The party requesting the service pays an amount of $0 to $25. The amount paid depends on varying circumstances. The estimated revenue is calculated based projections for the current fiscal year.

SECTION VI. B. – LISTING OF POSITIONS

Current Staffing Level:

		Full Time Equivalent			
	Positions	General Fund	Other Fund	Total	Grade
LE/Civil Process Server (2638-151200)					
Computer Terminal Operator	3	0	1.713	1.713	7 –P/T
Totals:	3	0	1.713	1.713	

SECTION VI. C. - OPERATING LINE ITEM NARRATIVES

524201 - GENERAL TORT LIABILITY INSURANCE **$ 48**

General tort liability insurance amounts are allocated based on number and liability classification of personnel. The budget amount is the estimate provided by the County's Risk Manager.

524202 – SURETY BOND **$ 0**

Surety bonds are paid every 3 fiscal years and will not be paid again until fiscal year 2018.

525041 – E-MAIL SERVICE CHARGES **$ 243**

E-mail service is a vital tool for communication among all individuals not just within Lexington County. The current cost is $6.75 per user per month.

3 users * $6.75 per month * 12 months = $ 243

COUNTY OF LEXINGTON
SCHOOL DISTRICT #3 RESOURCE OFFICERS
Annual Budget
FY 2015-16 Estimated Revenue

Object Code	Revenue Account Title	Actual 2013-14	Received Thru Dec 2014-15	Amended Budget Thru Dec 2014-15	Projected Revenues Thru Jun 2014-15	Requested 2015-16	Recommend 2015-16	Approved 2015-16
	***L/E - School District #3 2639:**							
	Revenues:							
456100	Program Income	87,782	440	110,375	110,375	39,645		
461000	Investment Interest	35	53	0	0	0		
801000	Op Trn from General Fund/LE	116,980	41,376	82,751	82,751	39,645		
	**** Total Revenue**	204,797	41,869	193,126	193,126	79,289	0	0
	*****Total Appropriation**				272,035	79,289	0	0
	FUND BALANCE Beginning of Year				79,348	439	439	439
	FUND BALANCE - Projected End of Year				439	439	439	439

The expenditures in this fund are split 50/50 between the LCSD and the School District, but the overtime and related fringe cost are paid 100% by the LCSD.

COUNTY OF LEXINGTON
SCHOOL DISTRICT #3 RESOURCE OFFICERS
Annual Budget
Fiscal Year - 2015-16

Fund 2639
Division: Law Enforcement
Organization: 151200 - Operations

Object Code	Expenditure Classification	2013-14 Expend	2014-15 Expend (Dec)	2014-15 Amended (Dec)	2015-16 Requested	*BUDGET* 2015-16 Recommend	2015-16 Approved
	Personnel						
510100	Salaries & Wages	44,366	20,483	44,878	47,280		
510199	Special Overtime	1,337	1,103	1,800	2,500		
511112	FICA Cost -7.65%	3,146	1,570	3,571	3,808		
511114	Police Retirement - 13.74%	5,875	2,895	6,260	6,840		
511120	Insurance Fund Contribution - $7,800	7,800	3,900	7,800	7,800		
511130	Workers Compensation 0.0030/0.0336	1,537	726	1,508	1,673		
		0	0	0			
	*** Total Personnel**	**64,061**	**30,677**	**65,817**	**69,901**	**0**	**0**
	Operating Expenses						
520233	Towing Service	0	0	65	65		
521000	Office Supplies	0	0	50	50		
521200	Operating Supplies	0	0	50	50		
521208	Police Supplies	0	0	50	50		
522300	Vehicle Repairs & Maintenance	1,496	33	1,545	1,500		
524100	Vehicle Insurance - 1	530	530	546	546		
524201	General Tort Liability Insurance	723	1,446	745	745		
524202	Surety Bonds - 1	0	0	12	0		
525000	Telephone	5	0	72	0		
525004	WAN Service Charges	0	0	0	0		
525020	Pagers and Cell Phones	0	0	0	0		
525030	800 MHz Radio Service Charges - 1	593	227	681	681		
525031	800 MHz Radio Maintenance Contracts	75	0	80	80		
525041	E-mail Service Charges - 1	81	34	81	81		
525210	Conference, Meeting & Training Expense	405	-390	500	500		
525230	Subscriptions, Dues, and Books	30	30	40	40		
525400	Gas, Fuel, & Oil	3,810	1,178	4,515	3,500		
525600	Uniforms & Clothing	344	454	1,300	1,500		
529903	Contingency	0	0	80,122	0		
539514	Refund - School District	0	0	0	0		
	*** Total Operating**	**8,092**	**3,542**	**90,454**	**9,388**	**0**	**0**
	**** Total Personnel & Operating**	**72,153**	**34,219**	**156,271**	**79,289**	**0**	**0**
	Capital						
540000	Small Tools & Minor Equipment	0	0	0	0		
	All Other Equipment	0	0	38,500	0		
	**** Total Capital**	**0**	**0**	**38,500**	**0**	**0**	**0**
	***** Total Budget Appropriation**	**72,153**	**34,219**	**194,771**	**79,289**	**0**	**0**

COUNTY OF LEXINGTON
SCHOOL DISTRICT #3 RESOURCE OFFICERS
Annual Budget
Fiscal Year - 2015-16

Fund 2639
Division: Law Enforcement
Organization: 151201 - LE/School Resource Officers

Object Code	Expenditure Classification	2013-14 Expend	2014-15 Expend (Dec)	2014-15 Amended (Dec)	2015-16 Requested	***BUDGET*** 2015-16 Recommend	2015-16 Approved
	Personnel						
510100	Salaries & Wages - 1	47,224	22,534	47,245	0		
510199	Special Overtime	354	119	0	0		
511112	FICA - Employer's Portion	3,428	1,625	3,614	0		
511114	Police Retirement - Employer's Portion	6,115	3,038	6,336	0		
511120	Employee Insurance - 1	7,800	3,900	7,800	0		
511130	Workers Compensation	1,599	762	1,587	0		
519999	Personnel Contingency	0	0	0	0		
	*** Total Personnel**	**66,520**	**31,978**	**66,582**	**0**	**0**	**0**
	Operating Expenses						
520233	Towing Service	0	0	65	0		
521000	Office Supplies	0	0	50	0		
521200	Operating Supplies	0	0	50	0		
521208	Police Supplies	0	0	50	0		
522300	Vehicle Repairs & Maintenance	0	3	1,545	0		
524100	Vehicle Insurance - 1	0	530	546	0		
524201	General Tort Liability Insurance	723	0	745	0		
524202	Surety Bonds - 1	0	0	12	0		
525000	Telephone	0	0	72	0		
525004	WAN Service Charges	0	0	0	0		
525020	Pagers and Cell Phones	0	0	0	0		
525030	800 MHz Radio Service Charges - 1	0	227	681	0		
525031	800 MHz Radio Maintenance Contracts	0	0	80	0		
525041	E-mail Service Charges - 1	0	0	81	0		
525210	Conference, Meeting & Training Expense	0	0	500	0		
525230	Subscriptions, Dues, and Books	0	30	40	0		
525400	Gas, Fuel, & Oil	856	1,046	4,515	0		
525600	Uniforms & Clothing	0	0	1,300	0		
529903	Contingency	0	0	0	0		
539514	Refund - School District	0	0	0	0		
	*** Total Operating**	**1,579**	**1,836**	**10,332**	**0**	**0**	**0**
	**** Total Personnel & Operating**	**68,099**	**33,814**	**76,914**	**0**	**0**	**0**
	Capital						
540000	Small Tools & Minor Equipment	118	0	0	0		
	All Other Equipment	46,347	0	350	0		
	**** Total Capital**	**46,465**	**0**	**350**	**0**	**0**	**0**
	***** Total Budget Appropriation**	**114,564**	**33,814**	**77,264**	**0**	**0**	**0**

SECTION V. - PROGRAM OVERVIEW

The School Resource Officer program is provided for the safety and the security of the students in each high school in the Lexington County School Districts. The Lexington County Sheriff's Department and the School Officials are working together to provide a learning environment for the students that will be safe. The State of South Carolina has seen the crime rate rise within the past years with Lexington County also experiencing an increase of school related incidents such as gang and drug activity also.

SECTION V. – PROGRAM OVERVIEW

Fiscal year 2014-15 School District 3 contributed $52,270 for his position and LCSD paid the remainder. In December 2014, the employee occupying this position left our employment and we chose not to place another employee in that position for the remainder of this school year. However, we would like to pick this position up as a new program in our 2015-16 budget as a resident deputy position paid 100% by LCSD.

SECTION VI. B. – LISTING OF POSITIONS

Current Staffing Level:

		Full Time Equivalent			
	Positions	General Fund	Other Fund	Total	Grade
LE/School District #3 Agreement (2639-151200)					
School Resource Officer	1		1	1	13
Totals:	1		1	1	

SECTION VI. B. – LISTING OF POSITIONS

Current Staffing Level:

		Full Time Equivalent			
	Positions	General Fund	Other Fund	Total	Grade
LE/School District #3 Agreement (2639-151201):					
School Resource Officer	0		0	0	13
Totals	0		0	0	

SECTION VI. C. – OPERATING LINE ITEM NARRATIVES

520233 – TOWING SERVICE $ 65

Wrecker services must be paid for the towing of County Vehicles and seized vehicles. The cost for a County Vehicle is $65. The amount budgeted assumes that the one vehicle assigned to this organization being towed once this fiscal year.

521000 - OFFICE SUPPLIES $ 50

Office supplies are required for School Resource Officers to perform their daily job tasks. Items requested are pens, file jackets, folders, diskettes, calendars and other general supplies that are used daily.
The individual items may vary slightly; therefore, an itemized cost breakdown was not provided.

521200 - OPERATING SUPPLIES $ 50

The School Resource Officers will need supplies for the operation of equipment and daily operations. Some items that will be used are audio and video tapes, film, disks, batteries, and other supplies as required for the grant.
The individual items may vary slightly; therefore, an itemized cost breakdown was not provided.

521208 – POLICE SUPPLIES $ 50

Police supplies are needed to purchase mace, OSHA kits, ASP batons, handcuffs, etc., as required by policy.
The individual items may vary slightly; therefore, an itemized cost breakdown was not provided.

522300 - VEHICLE REPAIRS AND MAINTENANCE $ 1,500

This vehicle was replaced in the current fiscal year; therefore, it is anticpated that the maintenance cost will reduce.

524100 - VEHICLE INSURANCE $ 546

The budget amount is the estimate provided by the County's Risk Manager. Please see the vehicle detail schedule in the appendixes for cost allocation.

524201 - GENERAL TORT LIABILITY INSURANCE $ 745

General tort liability insurance amounts as allocated based on number and liability classification of personnel. The budget amount is the estimate provided by the County's Risk Manager.

524202 – SURETY BOND $ 0

Surety bonds are due this fiscal year, they are paid every 3 fiscal years.

525000 – TELEPHONE **$ 0**

School district pays for the officer to have a telephone line in the school.

525030 – 800 MHz RADIO SERVICE CHARGES **$ 681**

The 800 MHz radios are required for communication. Please see the 800 MHz radio detail schedule in the appendixes for cost.

525031 – 800 MHz RADIO MAINTENANCE CHARGES **$ 80**

The 800 MHz radios are covered under a maintenance contract that covers some repairs that are required due to age and excessive use. Please see the 800 MHz radio detail schedule in the appendixes for cost allocation. The estimated maintenance cost per radio is $80.

525041 – E-MAIL SERVICE CHARGES **$ 81**

E-mail service is a vital tool for communication among all individuals not just within Lexington County. The current cost is $6.75 per user per month.

1 user * $6.75 per month * 12 months = $ 81

525210 – CONFERENCE, MEETING & TRAINING EXP. **$ 500**

School Resource officers must be sent for training so that they may maintain their certification and acquire advancement in technical fields.

525230 – SUBSCRIPTIONS, DUES, & BOOKS **$ 40**

The certified law enforcement officer dues for the South Carolina Law Enforcement Association are paid from this account. The cost for dues per SRO is $40.

525400 - GAS, FUEL, AND OIL **$ 3,500**

The amount budgeted is based on first estimated expenditures for the current fiscal year plus a 15% increase for the unstable fuel market. The budget amount is prorated equally among all vehicles assigned to the organization.

525600 – UNIFORMS AND CLOTHING **$ 1,500**

Uniforms are required to perform duties according to County Policy under Section 23-13-30 of the SC Code of Laws. Uniforms must be worn for recognition purposes and for safety purposes. These uniforms will be standard issue and are required for safety and recognition of the School Resource Officers. The estimated cost for uniforms per SRO is $650 each.

7

SECTION VI. C. – OPERATING LINE ITEM NARRATIVES

520233 – TOWING SERVICE **$ 0**

This position is being absorbed by our general fund, please see the new program under 1000-151200 for (1) additional resident deputy – previously SRO with School District 3.

521000 - OFFICE SUPPLIES **$ 0**

This position is being absorbed by our general fund, please see the new program under 1000-151200 for (1) additional resident deputy – previously SRO with School District 3.

521200 - OPERATING SUPPLIES **$ 0**

This position is being absorbed by our general fund, please see the new program under 1000-151200 for (1) additional resident deputy – previously SRO with School District 3.

521208 – POLICE SUPPLIES **$ 0**

This position is being absorbed by our general fund, please see the new program under 1000-151200 for (1) additional resident deputy – previously SRO with School District 3.

522300 - VEHICLE REPAIRS AND MAINTENANCE **$ 0**

This position is being absorbed by our general fund, please see the new program under 1000-151200 for (1) additional resident deputy – previously SRO with School District 3.

524100 - VEHICLE INSURANCE **$ 0**

This position is being absorbed by our general fund, please see the new program under 1000-151200 for (1) additional resident deputy – previously SRO with School District 3.

524201 - GENERAL TORT LIABILITY INSURANCE **$ 0**

This position is being absorbed by our general fund, please see the new program under 1000-151200 for (1) additional resident deputy – previously SRO with School District 3.

524202 – SURETY BOND **$ 0**

This position is being absorbed by our general fund, please see the new program under 1000-151200 for (1) additional resident deputy – previously SRO with School District 3.

525000 – TELEPHONE **$ 0**

This position is being absorbed by our general fund, please see the new program under 1000-151200 for (1) additional resident deputy – previously SRO with School District 3.

525030 – 800 MHz RADIO SERVICE CHARGES **$ 0**

This position is being absorbed by our general fund, please see the new program under 1000-151200 for (1) additional resident deputy – previously SRO with School District 3.

525031 – 800 MHz RADIO MAINTENANCE CHARGES **$ 0**

This position is being absorbed by our general fund, please see the new program under 1000-151200 for (1) additional resident deputy – previously SRO with School District 3.

525041 – E-MAIL SERVICE CHARGES **$ 0**

This position is being absorbed by our general fund, please see the new program under 1000-151200 for (1) additional resident deputy – previously SRO with School District 3.

525210 – CONFERENCE, MEETING & TRAINING EXP. **$ 0**

This position is being absorbed by our general fund, please see the new program under 1000-151200 for (1) additional resident deputy – previously SRO with School District 3.

525230 – SUBSCRIPTIONS, DUES, & BOOKS **$ 0**

This position is being absorbed by our general fund, please see the new program under 1000-151200 for (1) additional resident deputy – previously SRO with School District 3.

525400 - GAS, FUEL, AND OIL **$ 0**

This position is being absorbed by our general fund, please see the new program under 1000-151200 for (1) additional resident deputy – previously SRO with School District 3.

525600 – UNIFORMS AND CLOTHING **$ 0**

This position is being absorbed by our general fund, please see the new program under 1000-151200 for (1) additional resident deputy – previously SRO with School District 3.

COUNTY OF LEXINGTON
SCHOOL DISTRICT #4 RESOURCE OFFICERS
Annual Budget
FY 2015-16 Estimated Revenue

Object Code	Revenue Account Title	Actual 2013-14	Received Thru Dec 2014-15	Amended Budget Thru Dec 2014-15	Projected Revenues Thru Jun 2014-15	Requested 2015-16	Recommend 2015-16	Approved 2015-16
	***L/E - School District #4 2640:**							
	Revenues:							
456100	Program Income	71,660	2,198	146,457	146,457	132,039		
461000	Investment Interest	35	31	0	0	0		
801000	Op Trn from General Fund/LE	78,714	73,229	146,457	146,457	132,039		
	**** Total Revenue**	150,409	75,458	292,914	292,914	264,078	0	0
	*****Total Appropriation**				341,329	264,078	0	0
	FUND BALANCE Beginning of Year				51,259	2,844	2,844	2,844
	FUND BALANCE - Projected End of Year				2,844	2,844	2,844	2,844

The expenditures in this fund are split 50/50 between the LCSD and the School District, but the overtime and related fringe costs are paid 100% by the LCSD.

COUNTY OF LEXINGTON
SCHOOL DISTRICT #4 RESOURCE OFFICERS
Annual Budget
Fiscal Year - 2015-16

Fund 2640
Division: Law Enforcement
Organization: 151200 - Operations

Object Code	Expenditure Classification	2013-14 Expend	2014-15 Expend (Dec)	2014-15 Amended (Dec)	2015-16 Requested	*BUDGET* 2015-16 Recommend	2015-16 Approved
	Personnel						
510100	Salaries & Wages - 3	91,681	60,229	136,366	135,693		
510199	Special Overtime	4,532	2,564	7,000	7,000		
510200	Overtime	0	306	0	0		
511112	FICA - Employer's Portion	6,450	4,366	10,967	10,916		
511114	Police Retirement - Employer's Portion	6,393	5,436	19,225	19,606		
511120	Employee Insurance - 3	15,600	11,700	23,400	23,400		
511130	Workers Compensation	3,234	2,123	4,582	4,794		
511214	Police Retirement - Emplr. Port. (Retiree)	5,974	3,026	0	0		
519999	Personnel Contingency	0	0	0	0		
	*** Total Personnel**	**133,864**	**89,750**	**201,540**	**201,409**	**0**	**0**
	Operating Expenses						
520233	Towing Service	0	0	130	130		
521000	Office Supplies	0	0	220	220		
521200	Operating Supplies	0	0	400	400		
521208	Police Supplies	0	0	400	400		
522300	Vehicle Repairs & Maintenance	982	190	3,000	3,000		
524100	Vehicle Insurance - 3	1,060	1,060	1,638	1,638		
524201	General Tort Liability Insurance	1,446	1,446	2,235	2,235		
524202	Surety Bonds - 3	0	0	36	0		
525000	Telephone	6	0	204	0		
525004	WAN Service Charges	0	0	480	0		
525020	Pagers and Cell Phones - 3	0	0	0	0		
525030	800 MHz Radio Service Charges - 3	1,005	591	2,043	2,043		
525031	800 MHz Radio Maintenance Contracts -3	150	0	160	240		
525041	E-mail Service Charges - 3	162	67	243	243		
525210	Conference, Meeting & Training Expense	30	0	3,000	3,000		
525230	Subscriptions, Dues, & Books	60	60	120	120		
525400	Gas, Fuel, & Oil	8,087	3,158	15,030	9,000		
525600	Uniforms & Clothing	712	0	4,300	4,500		
529903	Contingency	0	0	50,150	0		
539514	Refund - School District	0	0	0	0		
	*** Total Operating**	**13,700**	**6,572**	**83,789**	**27,169**	**0**	**0**
	**** Total Personnel & Operating**	**147,564**	**96,322**	**285,329**	**228,578**	**0**	**0**
	Capital						
540000	Small Tools & Minor Equipment	0	0	300	0		
	All Other Equipment	0	4,934	55,700	35,500		
	**** Total Capital**	**0**	**4,934**	**56,000**	**35,500**	**0**	**0**
	***** Total Budget Appropriation**	**147,564**	**101,256**	**341,329**	**264,078**	**0**	**0**

SECTION IV

COUNTY OF LEXINGTON
Capital Item Summary
Fiscal Year - 2015-2016

Fund # 2640 Fund Title: LE/School District 4
Organization # 151200 Organization Title: LE/Operations Page 1
Program # Program Title:

Qty	Item Description	***BUDGET*** 2015-16 Requested Amount
	Small Tools and Minor Equipment	0
	Minor Software	0
1	Rpl. Marked SUV with Equipment	35,500

** **Grand Total Capital (Transfer Total to Section I and II)** **35,500**

SECTION V. - PROGRAM OVERVIEW

The School Resource Officer program is provided for the safety and the security of the students in each high school in the Lexington County School Districts. The Lexington County Sheriff's Department and the School Officials are working together to provide a learning environment for the students that will be safe. The State of South Carolina has seen the crime rate rise within the past years with Lexington County also experiencing an increase of school related incidents such as gang and drug activity also.

SECTION VI. B. – LISTING OF POSITIONS

Current Staffing Level:

		Full Time Equivalent			
	Positions	General Fund	Other Fund	Total	Grade
LE/School District #4 Agreement (2640-151200):					
School Resource Officer	3		3	3	13
Totals:	3		3	3	

SECTION VI. C. – OPERATING LINE ITEM NARRATIVES

520233 – TOWING SERVICE **$ 130**

Wrecker services must be paid for the towing of County Vehicles and seized vehicles. The cost for a County Vehicle is $65. The amount budgeted assumes that the two vehicles assigned to this organization being towed once this fiscal year.

521000 - OFFICE SUPPLIES **$ 220**

Office supplies are required for School Resource Officers to perform their daily job tasks. Items requested are pens, file jackets, folders, diskettes, calendars and other general supplies that are used daily.
The individual items may vary slightly; therefore, an itemized cost breakdown was not provided.

521200 - OPERATING SUPPLIES **$ 400**

The School Resource Officers will need supplies for the operation of equipment and daily operations. Some items that will be used are audio and video tapes, film, disks, batteries, and other supplies as required for the grant.
The individual items may vary slightly; therefore, an itemized cost breakdown was not provided.

521208 – POLICE SUPPLIES **$ 400**

Police supplies are needed to purchase mace, OSHA kits, ASP batons, handcuffs, etc., as required by policy.
The individual items may vary slightly; therefore, an itemized cost breakdown was not provided.

522300 - VEHICLE REPAIRS AND MAINTENANCE **$ 3,000**

The cost of vehicle repairs and maintenance is anticipated to be higher than the current year's budget amount. These vehicles are aging and extraordinary maintenance is anticipated. Extraordinary maintenance includes transmission overhauls and rear end replacements. No less than $1,000 is budgeted for repairs per vehicle.

524100 - VEHICLE INSURANCE **$ 1,638**

The budget amount is the estimate provided by the County's Risk Manager.

524201 - GENERAL TORT LIABILITY INSURANCE **$ 2,235**

General tort liability insurance amounts as allocated based on number and liability classification of personnel. The budget amount is the estimate provided by the County's Risk Manager.

524202 – SURETY BOND **$ 0**

Surety bonds will not be paid again until fiscal year 2018.

525000 – TELEPHONE **$ 0**

The school district provides a telephone line for the officers at the school to which they are assigned.

525030 – 800 MHz RADIO SERVICE CHARGES **$ 2,043**

The 800 MHz radios are required for communication. Please see the 800 MHz radio detail schedule in the appendixes for cost.

525031 – 800 MHz RADIO MAINTENANCE CHARGES **$ 240**

The 800 MHz radios are covered under a maintenance contract that covers some repairs that are required due to age and excessive use. Please see the 800 MHz radio detail schedule in the appendixes for cost allocation. The estimated maintenance cost per radio is $80.

525041 – E-MAIL SERVICE CHARGES **$ 243**

E-mail service is a vital tool for communication among all individuals not just within Lexington County. The current cost is $6.75 per user per month.

3 users * $6.75 per month * 12 months = $ 243

525210 – CONFERENCE, MEETING & TRAINING EXP. **$ 3,000**

School Resource officers must be sent for training so that they may maintain their certification and acquire advancement in technical fields.

525230 – SUBSCRIPTIONS, DUES, & BOOKS **$ 120**

The certified law enforcement officer dues for the South Carolina Law Enforcement Association are paid from this account. The cost for dues per SRO is $40.

525400 - GAS, FUEL, AND OIL **$ 9,000**

The amount budgeted is based on the estimated cost for this fiscal year plus a 15% increase for next fiscal year. The 15% increase is due to the unstable fuel market. The budget amount is prorated equally among all vehicles assigned to the organization.

525600 – UNIFORMS AND CLOTHING **$ 4,500**

Uniforms are required to perform duties according to County Policy under Section 23-13-30 of the SC Code of Laws. Uniforms must be worn for recognition purposes and for safety purposes. These uniforms will be standard issue and are required for safety and recognition of the School Resource Officers. The estimated cost for uniforms per SRO is $1,500 each.

SECTION VI. D. - CAPITAL LINE ITEM NARRATIVES

(1) RPL. MARKED SUV WITH EQUIPMENT **$ 35,500**

The requested replacements are in accordance with our capital replacement plan as recommended by the County Fleet Manager. The estimated vehicle equipment cost is $5,500 and the estimated vehicle cost is $30,000. The total estimated cost is $35,500.

COUNTY OF LEXINGTON
SCHOOL DISTRICT #5 RESOURCE OFFICERS
Annual Budget
FY 2015-16 Estimated Revenue

Object Code	Revenue Account Title	Actual 2013-14	Received Thru Dec 2014-15	Amended Budget Thru Dec 2014-15	Projected Revenues Thru Jun 2014-15	Requested 2015-16	Recommend 2015-16	Approved 2015-16
	***L/E - School District #5 2641:**							
	Revenues:							
456100	Program Income	663,237	489,946	404,094	404,094	409,908		
461000	Investment Interest	35	0	0	0	0		
801000	Op Trn from General Fund/LE	194,875	202,048	404,094	404,094	409,908		
	**** Total Revenue**	858,147	691,994	808,188	808,188	819,815	0	0
	*****Total Appropriation**				941,067	819,815	0	0
	FUND BALANCE Beginning of Year				142,927	10,048	10,048	10,048
	FUND BALANCE - Projected End of Year				10,048	10,048	10,048	10,048

The expenditures in this fund are split 50/50 between the LCSD and the School District, but the overtime and related fringe costs are paid 100% by the LCSD. (School District #5 is covering the full cost of six SRO.)

COUNTY OF LEXINGTON
SCHOOL DISTRICT #5 RESOURCE OFFICERS
Annual Budget
Fiscal Year - 2015-16

Fund 2641
Division: Law Enforcement
Organization: 151200 - Operations

Object Code	Expenditure Classification	2013-14 Expend	2014-15 Expend (Dec)	2014-15 Amended (Dec)	2015-16 Requested	*BUDGET* 2015-16 Recommend	2015-16 Approved
	Personnel						
510100	Salaries & Wages - 11	230,306	234,769	494,793	497,802		
510199	Special Overtime	3,998	3,113	13,200	11,000		
510200	Overtime	0	0	0	0		
511112	FICA - Employer's Portion	17,145	17,341	38,862	38,923		
511114	Police Retirement - Employer's Portion	24,271	30,339	68,122	69,909		
511120	Employee Insurance -11	39,000	42,900	85,800	85,800		
511130	Workers Compensation	7,877	8,002	16,624	17,096		
511214	PORS - Emplr. Port. (Retiree)	5,844	1,561	0	0		
519999	Personnel Contingency	0	0	0	0		
	*** Total Personnel**	**328,441**	**338,025**	**717,401**	**720,530**	**0**	**0**
	Operating Expenses						
520233	Towing Service	0	0	650	650		
521000	Office Supplies	0	0	500	500		
521200	Operating Supplies	0	0	500	500		
521208	Police Supplies	0	0	500	500		
522300	Vehicle Repairs & Maintenance	1,711	2,761	11,000	11,000		
524100	Vehicle Insurance - 11	2,650	5,830	6,006	6,006		
524201	General Tort Liability Insurance	3,615	7,953	8,194	8,194		
524202	Surety Bonds - 11	0	0	132	0		
525000	Telephone	318	159	734	734		
525004	WAN Service Charges	0	0	0	0		
525020	Pagers and Cell Phones - 2	1,224	426	1,680	720		
525030	800 MHz Radio Service Charges - 11	3,056	2,501	7,490	7,490		
525031	800 MHz Radio Maintenance Contracts	374	0	860	860		
525041	E-mail Service Charges - 11	405	154	891	891		
525210	Conference, Meeting & Training Expense	190	0	5,500	5,500		
525230	Subscriptions, Dues, & Books	150	330	440	440		
525400	Gas, Fuel, & Oil	10,480	13,964	28,765	38,800		
525600	Uniforms & Clothing	2,385	1,169	16,500	16,500		
529903	Contingency	0	0	133,324	0		
539514	Refund - School District	0	0	0	0		
	*** Total Operating**	**26,558**	**35,247**	**223,666**	**99,285**	**0**	**0**
	**** Total Personnel & Operating**	**354,999**	**373,272**	**941,067**	**819,815**	**0**	**0**
	Capital						
540000	Small Tools & Minor Equipment	0	0	0	0		
540010	Minor Software	0	0	0	0		
	All Other Equipment	0	0	0	0		
	**** Total Capital**	**0**	**0**	**0**	**0**	**0**	**0**
	***** Total Budget Appropriation**	**354,999**	**373,272**	**941,067**	**819,815**	**0**	**0**

SECTION V. - PROGRAM OVERVIEW

The School Resource Officer program is provided for the safety and the security of the students in each high school in the Lexington County School Districts. The Lexington County Sheriff's Department and the School Officials are working together to provide a learning environment for the students that will be safe. The State of South Carolina has seen the crime rate rise within the past years with Lexington County also experiencing an increase of school related incidents such as gang and drug activity within those years.

SECTION VI. B. – LISTING OF POSITIONS

Current Staffing Level:

	Positions	Full Time Equivalent General Fund	Other Fund	Total	Grade
LE/School District #5 Agreement (2641-151200)					
School Resource Officer	11		11	11	13
Totals:	11		11	11	

SECTION VI. C. – OPERATING LINE ITEM NARRATIVES

520233 – TOWING SERVICE **$ 650**

Wrecker services must be paid for the towing of County Vehicles and seized vehicles. The cost for a County Vehicle is $65. This budget is an estimate.

521000 - OFFICE SUPPLIES **$ 500**

Office supplies are required for School Resource Officers to perform their daily job tasks. Items requested are pens, file jackets, folders, diskettes, calendars and other general supplies that are used daily.
The amount budgeted is for 5 SRO's. The individual items may vary slightly; therefore, an itemized cost breakdown was not provided.

521200 - OPERATING SUPPLIES **$ 500**

The School Resource Officers will need supplies for the operation of equipment and daily operations. Some items that will be used are audio and video tapes, film, disks, batteries, and other supplies as required.
The amount budgeted is for 5 SRO's. The individual items may vary slightly; therefore, an itemized cost breakdown was not provided.

521208 – POLICE SUPPLIES **$ 500**

Police supplies are needed to purchase mace, OSHA kits, ASP batons, handcuffs, etc., as required by policy.
The amount budged is for 5 SRO's. The individual items may vary slightly; therefore, an itemized cost breakdown was not provided.

522300 - VEHICLE REPAIRS AND MAINTENANCE **$ 11,000**

The cost of vehicle repairs and maintenance is anticipated to be higher than the current year's budget amount. These vehicles are aging and extraordinary maintenance is anticipated. Extraordinary maintenance includes transmission overhauls and rear end replacements. No less than $1,000 per vehicle is budgeted for vehicle repairs and maintenance.

524100 - VEHICLE INSURANCE **$ 6,006**

The budget amount is the estimate provided by the County's Risk Manager. Please see the vehicle detail schedule in the appendixes for cost allocation.

524201 - GENERAL TORT LIABILITY INSURANCE **$ 8,194**

General tort liability insurance amounts are allocated based on number and liability classification of personnel. The budget amount is the estimate provided by the County's Risk Manager.

524202 – SURETY BOND **$ 0**

Surety bonds are paid every 3 fiscal years. Surety bonds will not be paid again until fiscal year 2018.

525000 – TELEPHONE **$ 734**

Telephone line charges are required for operations and for voice mail. The monthly cost as per contract is $28.

525020 - PAGERS AND CELL PHONES **$ 720**

The School Resource Officers are required to have a mobile telephone or a pager for emergency communication purposes. There are two cell phones and five pagers charged to this organization. The monthly cost for the both cell phones is $60.00.

525030 – 800 MHz RADIO SERVICE CHARGES **$ 7,490**

Monthly service is required for the 800 MHz radios used by the School Resource Officers for communication purposes and to contact other law enforcement agencies.

525031 – 800 MHz RADIO MAINTENANCE CHARGES **$ 860**

The 800 MHz radios are required for communication. The USF fee charged in former years was deleted saving $0.50 per radio, lowering the yearly cost. Please see the 800 MHz radio detail schedule in the appendixes for cost. The estimated maintenance cost per radio is $80.

525041 – E-MAIL SERVICE CHARGES **$ 891**

E-mail service is a vital tool for communication among all individuals not just within Lexington County. The current cost is $6.75 per user per month.

11 users * $6.75 per month * 12 months = $ 891

525210 – CONFERENCE, MEETING & TRAINING EXP. **$ 5,500**

School Resource officers must be sent for training so that they may maintain their certification and acquire advancement in technical fields.

525230 – SUBSCRIPTIONS, DUES, & BOOKS **$ 440**

The certified law enforcement officer dues for the South Carolina Law Enforcement Association are paid from this account. The cost for dues per SRO is $40.

525400 - GAS, FUEL, AND OIL **$ 38,800**

The amount budgeted is based on estimated expenses for the current fiscal year plus a 15% increase due to the unstable fuel market. The budget amount is prorated equally among all vehicles assigned to the organization.

525600 – UNIFORMS AND CLOTHING **$ 16,500**

Uniforms are required to perform duties according to County Policy under Section 23-13-30 of the SC Code of Laws. Uniforms must be worn for recognition purposes and for safety purposes. These uniforms will be standard issue and are required for safety and recognition of the School Resource Officers. The amount budgeted is based on one issue of 5 uniforms per officer.

SECTION III

COUNTY OF LEXINGTON
NEW PROGRAM - 2ND SRO FOR CHAPIN HIGH SCHOOL
GENERAL FUND
Annual Budget
Fiscal Year - 2015-16

Fund: LE/School District #5 (2641)
Division: Law Enforcement
Organization: LE/SRO 151201

Object Code	Expenditure Classification	(1) ADDTL SRO - GRADE 13 1ST YEAR 100% FUNDED BY SD	BUDGET 2015-16 Requested	2015-16 Recommend	2015-16 Approved
	Personnel				
510100	Salaries & Wages		42,076		
510199	Special Overtime		0		
510200	Overtime		0		
511112	FICA Cost -7.65%		3,219		
511113	State Retirement - 11.06%		0		
511114	Police Retirement - 13.74%		5,781		
511120	Insurance Fund Contribution - $7,800		7,800		
511130	Workers Compensation 0.0030/0.0336		1,414		
	*** Total Personnel**		**60,290**		
	Operating Expenses				
520233	Towing Service		65		
521000	Office Supplies		120		
521200	Operating Supplies		300		
521208	Police Supplies		800		
522300	Vehicle Repairs & Maintenance - 1		1,000		
524000	Building Insurance		0		
524100	Vehicle Insurance - 1		546		
524201	General Tort Liability Insurance		745		
524202	Surety Bonds - $12/$10		0		
525000	Telephone		60		
525004	WAN Service Charges - 1		480		
525020	Pagers & Cell Phones		0		
525021	Smart Phone Charges		0		
525030	800 MHz Radio Service Charges 1		681		
525031	800 MHz Radiomaintennce Contract 1				
525041	E-mail Service Charges - 1		81		
525100	Postage		0		
525110	Other Parcel Delivery Service		0		
525210	Conference & Meeting Expense		1,000		
525230	Subscriptions, Dues, & Books		40		
525240	Personal Mileage Reimbursement		0		
525400	Gas, Fuel, and Oil		6,000		
525600	Uniforms & Clothing		3,000		
	*** Total Operating**		**14,918**		
	**** Total Personnel & Operating**		**75,208**		
	Capital				
540000	Small Tools & Minor Equipment		700		
540010	Minor Software		0		
	All Other Equipment		53,425		
	**** Total Capital**		**54,125**		
	***** Total Budget Appropriation**		**129,333**		

SECTION IV

COUNTY OF LEXINGTON
Capital Item Summary
Fiscal Year - 2015-16

Fund # 2641 Fund Title: LE/School District #5
Organization # 151201 Organization Title: LE/SRO
Program # Program Title: (1) ADDTL SRO FOR CHAPIN HIGH SCHOOL

SCHOOL DISTRICT WILL PAY 100% 1ST YEAR

Qty	Item Description	***BUDGET*** 2015-16 Requested Amount
	Small Tools and Minor Equipment	700
	Minor Software	0
1	Electronic Control Devices with Accessories	1,650
1	Personal Protection Equipment Kits	900
1	800 MHz Radios with Accessories	5,300
1	Ruggedized Computers with Accessories	5,200
1	Handguns with Accessories	600
1	Marked Utility Vehicles with Equipment	35,500
1	MCT/MFR Licensing	3,500
1	Vehicle Printer with Mount and Accessories	775

**** Sub Total Capital - Page 1** **54,125**

**** Grand Total Capital (Transfer Total to Section I and II)** **54,125**

SECTION V. - PROGRAM OVERVIEW

The School Resource Officer program is provided for the safety and the security of the students in each high school in the Lexington County School Districts. The Lexington County Sheriff's Department and the School Officials are working together to provide a learning environment for the students that will be safe. The State of South Carolina has seen the crime rate rise and Lexington County experiences an increase of school related incidents such as gang and drug activity. School District Five has requested an additional SRO for Chapin High School, this will allow for Chapin High School to have two (2) SROs. The school district will pay 100% of the costs for the first year.

SECTION VI. B. – LISTING OF POSITIONS

Current Staffing Level:

	Positions	Full Time Equivalent General Fund	Other Fund	Total	Grade
LE / School District #5 Agreement (2641-151201)					
School Resource Officer	1		1	1	13
Totals:	1		1	1	

SECTION VI. C. – OPERATING LINE ITEM NARRATIVES

520233 – TOWING SERVICE $ 65

The cost to tow a county vehicle is $65. It is assumed that each county vehicle will be towed at least once during the fiscal year.

521000 - OFFICE SUPPLIES $ 120

Office supplies are required for School Resource Officers to perform their daily job tasks. Items requested are pens, file jackets, folders, diskettes, calendars and other general supplies that are used daily.

521200 - OPERATING SUPPLIES $ 300

The School Resource Officers will need supplies for the operation of equipment and daily operations. Some items that will be used are audio and video tapes, film, disks, batteries, and other supplies.

521208 – POLICE SUPPLIES $ 800

Police supplies are needed to purchase mace, OSHA kits, ASP batons, handcuffs, etc., as required by policy.

522300 - VEHICLE REPAIRS AND MAINTENANCE $ 1,000

It is estimated that maintenance for the first year of a vehicle is $1,000. This includes tires and oil changes.

524100 - VEHICLE INSURANCE $ 546

The budget amount is the estimate provided by the County's Risk Manager.

524201 - GENERAL TORT LIABILITY INSURANCE $ 745

General tort liability insurance amounts as allocated based on number and liability classification of personnel. The budget amount is the estimate provided by the County's Risk Manager.

524202 – SURETY BOND $ 0

Surety bonds are paid every 3 fiscal years and will not be paid again until fiscal year 2018.

525000 – TELEPHONE $ 60

Telephone line voice mail box charges are required for daily operations and communication. The amount budgeted is based on contract price of $5 per month.

525004 – WAN SERVICE $ 480

The School Resource Officers are required to have WAN to access databases and complete reports through our records management system.

525030 – 800 MHz RADIO SERVICE CHARGES $ 681

The 800 MHz radios are required for communication.

525041 – E-MAIL SERVICE CHARGES $ 81

E-mail service is a vital tool for communication among all individuals not just within Lexington County. The current cost is $6.75 per user per month.

525210 – CONFERENCE, MEETING & TRAINING EXP. $ 1,000

School Resource officers must be sent for training so that they may maintain their certification and acquire advancement in technical fields.

525230 – SUBSCRIPTIONS, DUES, & BOOKS $ 40

The certified law enforcement officer dues for the South Carolina Law Enforcement Association are paid from this account. The cost for dues per SRO is $40.

525400 - GAS, FUEL, AND OIL $ 6,000

The budget amount is prorated equally among all vehicles assigned to the organization and $6,000 is thought to be the minimum fuel usage in a year.

525600 – UNIFORMS AND CLOTHING $ 3,000

Uniforms are required to perform duties according to County Policy under Section 23-13-30 of the SC Code of Laws. Uniforms must be worn for recognition purposes and for safety purposes. These uniforms will be standard issue and are required for safety and recognition of the School Resource Officers.

SECTION VI. D. - CAPITAL LINE ITEM NARRATIVES

540000 - SMALL TOOLS AND MINOR EQUIPMENT $ 700

These items are needed by each deputy to perform the duties assigned. The items to be purchased from this account for each deputy are as follows:
Digital Cameras w/Case & Memory Card $100
Rechargeable Flashlights with car chargers $100
Digital Recorders $100
Drivers License Scanner $400
Total for small tools and minor equipment per officer is $700

(1) ELECTRONIC CONTROL DEVICES WITH ACCESSORIES $ 1,650

Electronic Control Devices are becoming an effective way to issue less lethal force when needed to detain combative subjects. One electronic control device with accessories consist of the electronic control device, a duty holster, four (4) training cartridges, and four (4) duty cartridges. The total estimated cost per officer is $1,650.

(1) PERSONAL PROTECTIVE EQUIPMENT KITS $ 900

These personal protective equipment kits are used in the event of a hazardous chemical or substance spill. These kits are needed for our road patrol units to keep them OSHA compliant. The total estimated cost per officer is $900.

(1) 800 MHz RADIOS WITH ACCESSORIES $ 5,300

These radios are needed for officer safety. They enable the deputy to communicate with County Communication and the reverse. The total estimated cost per officer is $5,300.

(1) RUGGEDIZED LAPTOP WITH ACCESSORIES $ 5,200

These computers are transported in the deputies vehicles and are required for records management. The total estimated cost per officer is $2,200.

(1) HANDGUNS WITH ACCESSORIES $ 600

Handguns are required to perform the duties of a law enforcement officer. The total estimated cost per officer is $600.

(1) MARKED SUV WITH EQUIPMENT $ 35,500

A marked vehicle is required to perform the duties of a deputy. The total estimated cost per officer is $35,500.

(1) MCT/MFR LICENSING $ 3,500

This licensing is required for our field reporting and records management system. The total estimated cost per deputy is $3,500.

(1) VEHICLE PRINTER WITH MOUNT AND ACCESSORIES $ 775

A printer is needed to print documents on scene. The total estimated cost is $775.

COUNTY OF LEXINGTON
LAW ENFORCEMENT/ALCOHOL ENFORCEMENT TEAM
Annual Budget
Fiscal Year - 2015-16

Object Code	Revenue Account Title	Actual 2013-14	Received Thru Dec 2014-15	Amended Budget Thru Dec 2014-15	Projected Revenues Thru Jun 2014-15	Requested 2015-16	Recommend 2015-16	Approved 2015-16
	***L/E - Alcohol Enforcement Team 2642:**							
	Revenues:							
438206	LE/Alcohol Enforce Team Fees	10,128	3,560	13,871	13,871	13,600		
461000	Investment Interest	53	35	0	0	0		
	**** Total Revenue**	10,181	3,595	13,871	13,871	13,600	0	0
	*****Total Appropriation**				47,643	13,600	0	0
	FUND BALANCE Beginning of Year				51,086	17,314	17,314	17,314
	FUND BALANCE - Projected End of Year				17,314	17,314	17,314	17,314

Fund 2642
Division: Law Enforcement
Organization: 151200 - Operations

Object Code	Expenditure Classification	2013-14 Expend	2014-15 Expend (Dec)	2014-15 Amended (Dec)	***BUDGET*** 2015-16 Requested	2015-16 Recommend	2015-16 Approved
	Personnel						
510100	Salaries & Wages	359	294	0	0		
510200	Overtime	6,202	1,596	8,400	8,400		
511112	FICA - Employer's Portion	462	137	643	643		
511114	PORS - Employer's Portion	844	253	1,126	1,154		
511130	Workers Compensation	220	64	282	3		
511214	PORS - Employer's Portion (Retiree)	0	0	0	0		
	*** Total Personnel**	**8,087**	**2,344**	**10,451**	**10,200**	**0**	**0**
	Operating Expenses						
521208	Police Supplies	0	0	0	0		
525600	Uniforms & Clothing	0	0	400	400		
529000	Unclassified	0	0	3,000	3,000		
529903	Contingency	0	0	33,792	0		
	*** Total Operating**	**0**	**0**	**37,192**	**3,400**	**0**	**0**
	**** Total Personnel & Operating**	**8,087**	**2,344**	**47,643**	**13,600**	**0**	**0**
	Capital						
	All Other Equipment	0	0	0	0		
	**** Total Capital**	**0**	**0**	**0**	**0**	**0**	**0**
	***** Total Budget Appropriation**	**8,087**	**2,344**	**47,643**	**13,600**	**0**	**0**

SECTION V. – PROGRAM OVERVIEW

A contractual agreement between the Lexington County Sheriff's Department and the Lexington Richland Alcohol and Drug Abuse Council (LRADAC) promotes the reduction of teenage alcohol and tobacco use by enforcing the legal age for purchasing alcohol and tobacco. LRADAC will pay for the overtime worked by officers enforcing the legal age for purchasing of alcohol. The revenue generated by this contract is used to offset the overtime costs incurred.

SECTION VI. C. - OPERATING LINE ITEM NARRATIVES

525600 - UNIFORMS & CLOTHING **$ 400**

Uniforms are requested under Section 23-13-30 of the SC Code of Laws. Each officer receives replacement uniforms 2 times a year. The number of uniforms ordered depends on the job function. This account would be used to purchase 2 pairs of tactical pants for each of the 4 officers working the AET. Each pair of pants is $50 each.

529000 - UNCLASSIFIED **$ 3,000**

Informants are used in the area of criminal investigations due to the increase in alcohol purchases by minors. These funds will be used to aid in the process of capturing the individuals and vendors that sell alcohol to underage people. The estimated amount is $3,000.

COUNTY OF LEXINGTON
LE/GASTON SUBSTATION
Annual Budget
Fiscal Year - 2015-16

Object Code	Revenue Account Title	Actual 2013-14	Received Thru Dec 2014-15	Amended Budget Thru Dec 2014-15	Projected Revenues Thru Jun 2014-15	Requested 2015-16	Recommend 2015-16	Approved 2015-16
	***L/E Gaston Substation 2646:**							
	Revenues:							
461000	Investment Interest	0	0	0	0			
469111	Gifts & Donations - LCSD Foundation	5,526	0	0	0	500		
	**** Total Revenue**	5,526	0	0	0	500		
	*****Total Appropriations**				3,641	664		
	FUND BALANCE Beginning of Year				3,805	164	164	
	FUND BALANCE - Projected End of Year				164	0	164	

Fund 2646
Division: Law Enforcement
Organization: 151200 - Operations

Object Code	Expenditure Classification	2013-14 Expend	2014-15 Expend (Dec)	2014-15 Amended (Dec)	*BUDGET* 2015-16 Requested	2015-16 Recommend	2015-16 Approved
	Personnel						
	*** Total Personnel**	**0**	**0**	**0**	**0**		
	Operating Expenses						
525361	Util/Gaston Substation	2,170	1,058	3,641	664		
	*** Total Operating**	**2,170**	**1,058**	**3,641**	**664**		
	**** Total Personnel & Operating**	**2,170**	**1,058**	**3,641**	**664**		
	Capital						
	**** Total Capital**	**0**	**0**	**0**	**0**		
	***** Total Budget Appropriation**	**2,170**	**1,058**	**3,641**	**664**		

SECTION V. - PROGRAM OVERVIEW

The businesses of the Gaston community collected has collected another $500 in donations and is giving them to the Lexington County Sheriff's Foundation, which in turn will give the funds to the County of Lexington. These funds were donated for paying the utility charges for a small building that belonged to the SC Forestry Commission. The businesses and citizens wanted the resident deputy of the area to have an office locally to increase law enforcement's presence in the community.

SECTION VI. C. - OPERATING LINE ITEM NARRATIVES

525361 – UTIL / GASTON SUBSTATION **$ 664**

This account is used to pay the utility charges for the Gaston Resident Deputy Substation. The amount budgeted is based on the donations received from the Gaston Community.

SECTION III

COUNTY OF LEXINGTON
NEW PROGRAM
GRANT
Annual Budget
Fiscal Year - 2015-16

Fund: NEW - Summary Court Judicial Center Security
Division: Law Enforcement
Organization: 151300 - LE/Jail

Object Code	Revenue Account Title	Requested 2015-16	Recommend 2015-16	Approved 2015-16
457000	Federal Grant Income	104,175		
801000	Op Trn from General Fund/LE	11,575		
	**** Total Revenue**	115,750		
	*****Total Appropriation**	115,750		
	FUND BALANCE Beginning of Year	0		
	FUND BALANCE - Projected End of Year	0		

90% Federal/10% Match

SECTION III

COUNTY OF LEXINGTON
NEW PROGRAM
GRANT
Annual Budget
Fiscal Year - 2015-16

Fund: NEW - SUMMARY COURT JUDICIAL CENTER SECURITY
Division: LAW ENFORCEMENT
Organization: LE/JAIL

Object Code	Expenditure Classification	BUDGET 2015-16 Requested	2015-16 Recommend	2015-16 Approved
	Personnel			
510100	Salaries & Wages -			
510200	Overtime			
511112	FICA Cost			
511113	State Retirement			
511120	Insurance Fund Contribution -			
511130	Workers Compensation			
511213	State Retirement - Retiree			
	*** Total Personnel**	**0**		
	Operating Expenses			
520200	Contracted Services	950		
520702	Technical Currency & Support			
520800	Outside Printing			
521000	Office Supplies			
521100	Duplicating			
521200	Operating Supplies			
524000	Building Insurance			
524201	General Tort Liability Insurance			
524202	Surety Bonds -			
525000	Telephone			
525021	Smart Phone Charges			
525041	E-mail Service Charges -			
525100	Postage			
525110	Other Parcel Delivery Service			
525210	Conference & Meeting Expense	2,000		
525230	Subscriptions, Dues, & Books			
525240	Personal Mileage Reimbursement			
525300	Utilities - Admin. Bldg.			
	*** Total Operating**	**2,950**		
	**** Total Personnel & Operating**	**2,950**		
	Capital			
540000	Small Tools & Minor Equipment			
540010	Minor Software			
	All Other Equipment	112,800		
	**** Total Capital**	**112,800**		
	***** Total Budget Appropriation**	**115,750**		

SECTION IV

COUNTY OF LEXINGTON
Capital Item Summary
Fiscal Year - 2015 - 2016

Fund # NEW Fund Title: SUMMARY COURT JUDICIAL CENTER SECURITY GRANT
Organization # 151300 Organization Title: LE/JAIL OPERATIONS
Program # SUMMARY COURT SE Program Title: SUMMARY COURT JUDICIAL CENTER SECURITY EQUIPMENT

Qty	Item Description	***BUDGET*** 2015 - 2016 Requested Amount
32	SURVEILLANCE CAMERA SYSTEMS AND ACCESSORIES	51,000
10	WIRELESS DURESS BUTTON SYSTEMS AND ACCESSORIES	6,200
	NETWORK AND SYSTEM INTEGRATION	55,600

SECTION VI. A. - SUMMARY OF REVENUES

457000 – FEDERAL GRANT INCOME **$ 104,175**

Federal grant funds are awarded to the agency in the amount of 90%.

801000 - OPERATING TRANSFER FROM GENERAL FUND **$ 11,575**

To cover the costs of matching funds, money is transferred from the General Fund in the amount of 10%.

SECTION VI. B. - PROGRAM OVERVIEW

Society places enormous demands on our nation's courthouses. Increased crime and litigation have led to backlogged court dockets, overburdened personnel and overcrowded court facilities. Court fragmentation, operational space shortages, and security risks are just some of the serious problems common to courthouses. Courthouse security measures range from full perimeter security with magnetometers, x-ray machines, closed circuit televisions, secured areas, to none at all. At the present time, there are no technological security measures in place at the Lexington County Summary Court Judicial Center. Because of the increased caseload, the Westbrook Judicial Center is overflowing and courts are now being held in the old court house which is named the Summary Court Judicial Center. The courts presently being held in the Summary Court Judicial Center are: Summary courts, Criminal Domestic Violence courts, first and second appearances for General Sessions courts, Civil and Criminal Circuit courts overflow.

The financial aspect of providing adequate security is a universal factor in opposition to court security. The equipment requested in the grant will be used to provide surveillance cameras and other security devices that will detect suspicious acts or acts of violence within and outside of the old courthouse facility.

SECTION VI. C. – OPERATING LINE ITEM NARRATIVES

520200 –CONTRACTED SERVICES **$ 950**

Service fees are required for the surveillance cameras and alarm systems to allow 24/7 hour coverage for continuous security operations. Charges are estimated for 12 months.

525210 – CONFERENCE AND MEETING EXPENSE **$ 2,000**

Specialized training for all court service deputies is necessary for security enhanced operations and required to operate the enhanced equipment installed in the courthouse and on the premises of the courthouse. Other training on specific skills for providing security within both the court confines and the outer premises is information sharing technical development training classes for the immediate recognition of those entering the courthouse.

SECTION VI. D. –CAPITAL LINE ITEM NARRATIVES

5A -(32) SURVEILLANCE CAMERA SYSTEMS AND ACCESSORIES $ 51,000

Digital, color infrared video surveillance camera systems to include power supplies, recorders, computers, software, monitors, connectors, cables, wiring and other accessories are required to maintain a high level of courthouse security. The presence of security cameras may intimidate suspects to a degree that they are deterred from committing any sort of violent action. Surveillance cameras that are strategically positioned enable identification of potential criminal activity and allow for dispatch of officers to control the situation. The cameras will record every motion that the surveillance camera detects. These cameras will be interfaced with the existing system in the Mark Westbrook courthouse. Installation costs are included.

The cost is estimated.

5A -(10) WIRELESS DURESS BUTTON SYSTEMS AND ACCESSORIES $6,200

Wireless duress buttons are panic buttons that instantly send emergency stress incident notification to existing radios so officers can respond immediately to the emergency call for assistance. This system will include alarm control panels, keypads, battery back-ups, power supplies, wireless receivers and installation. This system will allow a deputy to respond to the exact location of the person in distress without going through a dispatcher. They will be used for courthouse security entrances, offices, the magistrate's bench, traffic court, and other areas that encounter combative or unruly individuals on a regular basis. These devices will increase the efficiency and effectiveness of response to emergencies.

The cost is estimated.

5A -NETWORK AND SYSTEM INTEGRATION $55,600

Implementation of a security camera system at the courthouse will require configuration and integration with existing camera systems and network infrastructure. For the Lexington County Sheriff's Department to monitor, manage and maintain such a system, modifications to network topology will need to be made; including but not limited to, the creation of VLAN's (Virtual Local Area Networks), configuration of network routes, installation of additional network switches, drops and firewalls.

COUNTY OF LEXINGTON
COMMUNITY DEVELOPMENT BLOCK GRANT
Annual Budget
FY 2015-16 Estimated Revenue

Object Code	Revenue Account Title	Actual 2013-14	Received Thru Dec 2014-15	Amended Budget Thru Dec 2014-15	Projected Revenues Thru Jun 2014-15	Requested 2015-16	Recommend 2015-16	Approved 2015-16
	*** Community Development Block Grant 2400:**							
	Revenues:							
438905	Cell Phones Sales	350	0	0	0			
456100	Program Income	0	3,599	0	0	26,204		
457000	Federal Grant Income	1,319,491	306,089	3,063,792	3,063,792	1,428,522		
461000	Investment Interest	0	0	0	0			
801000	Op Trn from General Fund	52,370	45,795	45,795	45,795	45,795		
	****Total Revenue**	1,372,211	355,483	3,109,587	3,109,587	1,500,521	0	0
	*****Total Appropriation**				3,145,032	1,500,521	0	0
	Contingency:							
	Unused				1,500			
	FUND BALANCE							
	Beginning of Year				12,364	(21,581)	(21,581)	(21,581)
	FUND BALANCE - Projected							
	End of Year				(21,581)	(21,581)	(21,581)	(21,581)

COUNTY OF LEXINGTON
COMMUNITY DEVELOPMENT BLOCK GRANT
Annual Budget
Fiscal Year - 2015-16

Fund 2400
Division: : Community Development
Organization: 181200 - Community Development Administration

Object Code	Expenditure Classification	2013-14 Expend	2014-15 Expend (Dec)	2014-15 Amended (Dec)	2015-16 Requested	*BUDGET* 2015-16 Recommend	2015-16 Approved
	Personnel						
510100	Salaries & Wages - 3.2	146,884	67,346	155,301	155,301		
511112	FICA - Employer's Portion	10,719	4,808	11,881	11,881		
511113	State Retirement - Employer's Portion	15,346	7,341	16,928	16,928		
511120	Employee Insurance - 3.2	23,010	10,140	24,960	24,960		
511130	Workers Compensation	441	202	467	467		
519999	Personnel Contingency	0	0	0	0		
	*** Total Personnel**	**196,400**	**89,837**	**209,537**	**209,537**	**0**	**0**
	Operating Expenses						
520300	Professional Services	0	0	45,000	26,336		
520303	Accounting/Auditing Services	0	0	0	0		
520400	Advertising & Publicity	916	390	2,000	4,000		
520500	Legal Services	8,110	0	3,000	5,000		
520510	Interpreting Services	0	0	1,395	1,395		
520704	Computer Security & Management Service	0	0	0	0		
520800	Outside Printing	1,032	103	1,105	2,105		
521000	Office Supplies	2,006	547	1,500	3,000		
521100	Duplicating	2,652	967	2,100	3,000		
524000	Building Insurance	20	42	42	44		
524201	General Tort Liability Insurance	144	144	225	225		
524202	Surety Bonds	0	0	50	0		
525000	Telephone	1,348	602	1,446	1,446		
525020	Pagers and Cell Phones - 1	245	71	216	216		
525021	Smart Phone Charges - 3	1,951	553	1,908	1,908		
525041	E-mail Service Charges - 6	453	233	486	486		
525100	Postage	1,505	541	1,000	1,500		
525110	Other Parcel Delivery Services	0	0	100	500		
525210	Conference, Meeting &Training Expense	15,663	2,020	17,750	25,000		
525230	Subscriptions, Dues, & Books	2,607	1,711	2,905	2,905		
525240	Personal Mileage Reimbursement	563	59	1,000	1,539		
525250	Motor Pool Reimbursement	3,492	1,065	3,000	4,140		
525300	Util / Administration Building	2,054	910	2,176	2,176		
529903	Contingency	0	0	1,500	2,000		
529950	Indirect Costs	17,568	0	22,925	22,925		
	*** Total Operating**	**62,329**	**9,958**	**112,829**	**111,846**	**0**	**0**
	**** Total Personnel & Operating**	**258,729**	**99,795**	**322,366**	**321,383**	**0**	**0**
	Capital						
540000	Small Tools & Minor Equipment	380	53	250	250		
540010	Minor Software	1,534	0	392	0		
	All Other Equipment	3,676	958	960	4,537		
	**** Total Capital**	**5,590**	**1,011**	**1,602**	**4,787**	**0**	**0**
	***** Total Budget Appropriation**	**264,319**	**100,806**	**323,968**	**326,170**	**0**	**0**

COUNTY OF LEXINGTON
COMMUNITY DEVELOPMENT BLOCK GRANT
Annual Budget
Fiscal Year - 2015-16

Fund 2400
Division: Community Development
Organization - 181201 Community Development Projects

Object Code	Expenditure Classification	2013-14 Expend	2014-15 Expend (Dec)	2014-15 Amended (Dec)	2015-16 Requested	*BUDGET* 2015-16 Recommend	2015-16 Approved
	Personnel						
510100	Salaries & Wages - .8	23,858	7,969	27,569	27,569		
510300	Part Time	0	0	0	19,269		
511112	FICA - Employer's Portion	1,726	594	2,109	3,583		
511113	State Retirement - Employer's Portion	2,529	869	3,005	3,005		
511120	Employee Insurance - .8	6,240	1,560	6,240	6,240		
511130	Workers Compensation	72	24	83	83		
519999	Personnel Contingency	0	0	0	0		
	*** Total Personnel**	**34,425**	**11,016**	**39,006**	**59,749**	**0**	**0**
	Operating Expenses						
529903	Contingency	0	0	114,124	0		
534404	Midlands Housing Alliance, Inc.	22,498	0	30,000	15,000		
537119	Minor Housing Repair Program	154,956	12,950	436,843	152,847		
537124	Gibson Road Sidewalk	0	0	0			
537133	State Street Streetscape (Phase III)	0	0	0			
537134	Triangle City Façade Improvement (Phase I)	0	0	0			
537143	State Street Streetscaping Phase IV	0	0	0			
537144	Oak Street Sidewalk	0	0	0			
537146	George Street Sidewalk	0	0	0			
537148	Keeping Every Youth Safe Program	25,915	0	0			
537150	Sistercare Facility Improvements	4,595	0	0			
537152	Demolition and Clearance Program	0	0	0			
537163	Pelion Family Practice	0	0	0			
537164	BLEC Building Renovations	0	0	0			
537165	Brookland Pediatrics Extension	0	0	0			
537166	North Oak Street Sidewalk	0	0	0			
537167	Leaphart Place Building Renovations	0	0	0			
537170	Rural Mobile Food Pantry	20,000	3,836	30,000	44,200		
537172	Pelion Family Practice - ECCHC Portion	0	0	0			
537174	Pelion Family Practice - Dental Equipment	0	0	0			
537175	Mitchell Street Sidewalk	217,486	17,090	62,449			
537176	Spring Street Water Line	0	0	0			
537177	Septic Tank Repair and Replacement Program	55,373	8,700	84,177	79,892		
537178	Old Bush River Road Affordable Housing	0	0	0			
537179	Be Great Academy Afterschool Program	15,000	7,038	10,000			
537180	HOME Program Project Delivery	30,030	10,710	33,895	33,895		
537181	Food Pantry Cooler and Freezer Purchase	0	0	0			
537182	Samaritan's Well Van Purchase	0	0	0			
537184	Demolition & Clearance - W. Columbia	0	0	0			
537139	Homeownership Assistance Program	0	0	0			
537185	West Lexington Water Line Upgrade	2,739	0	207,261			
537186	Avenues Water Line Upgrade	166,936	4,147	4,147			
537187	Platt Springs Road Blight Removal	39,580	0	24,370			
537188	Backpack Weekend Child Feeding Program	0	0	0			
537189	Duffie Work Activity Center Improvements	0	0	0			
537191	Gaston Park Improvement Project	25,410	0	0			
537192	Acquisition/Affordable Housing	153,660	88,513	736,340	115,251		
537194	State Street Sewer Line	2,378	3,680	171,003			
537195	Babcock Center 3 Fountains Facility Improvements	0	13,398	13,398			
537196	Town of South Congaree Park Improvements	0	1,250	7,245			
537197	Town of Batesburg-Leesville Biarritz Court Paving	0	0	64,750			
537198	Samaritan's Well Facility Improvements	0	0	0			
537199	Town of Lexington Caractor Park Improvements	0	0	44,888			

COUNTY OF LEXINGTON
COMMUNITY DEVELOPMENT BLOCK GRANT
Annual Budget
Fiscal Year - 2015-16

Fund 2400
Division: Community Development
Organization - 181201 Community Development Projects

Object Expenditure Code	Classification	2013-14 Expend	2014-15 Expend (Dec)	2014-15 Amended (Dec)	2015-16 Requested	*BUDGET* 2015-16 Recommend	2015-16 Approved
	Continued Operating Expenses						
537200	Town of Summit Park Improvements	0	0	46,029			
537201	Sistercare Van Purchase	19,254	0	0			
537202	LRADAC Van Purchase	20,000	0	0			
537203	Columbia Urban League	20,000	0	0			
537204	LICS Community Service Center Improvements	17,844	0	0			
537205	Midland's Fatherhood Coalition JRB	4,181	0	0			
537206	Fair Housing Education for AI	8,450	0	0			
537207	Pelion Family Practice - Expansion Loan	44,861	56,000	68,139			
537208	Babcock Center 3 Fountains Interior Improvements		0	14,000			
537209	BLEC Roof Replacement		0	110,000			
537210	Sistercare Renovation and Expansion		0	35,000			
537211	Town of Gaston ADA Compliance Improvements		0	31,000			
537212	Town of Lexington Duffie Drive Sidewalk		0	130,000			
537213	ICRC Afternoon Adventures		12,347	18,000	35,781		
537214	ICRC Van Purchase		0	53,000			
537215	Pelion Summer Arts Outreach Program		0	40,000			
537216	Central SC Habitat for Humanity		0	162,000			
	Joint Municpal Water and Sewer		0		300,000		
	Sistercare Facility Upgrade		0		25,000		
	Town of Batesburg Leesville Water Tower		0		125,000		
	Town of Swansea ADA Sidewalk Improvement		0		100,000		
	Community Relations Council		0		20,000		
	Goodwill Industries		0		15,477		
	ICRC ADA Sensory Room		0		7,259		
	ICRC Athletic Equipment		0		15,000		
	Lexington Interfaith Freezer/Storage		0		30,000		
	*** Total Operating**	**1,071,146**	**239,659**	**2,782,058**	**1,114,602**	**0**	**0**
	**** Total Personnel & Operating**	**1,105,571**	**250,675**	**2,821,064**	**1,174,351**	**0**	**0**
	***** Total Budget Appropriation**	**1,105,571**	**250,675**	**2,821,064**	**1,174,351**	**0**	**0**

SECTION V - PROGRAM OVERVIEW

Summary of Programs:

Program 1 – Community Development Block Grant (CDBG) Program
Program 2 – County-wide Title VI Compliance

Program 1 Objectives:

The objectives of the Community Development Block Grant (CDBG) Program are to primarily assist low- and moderate-income (LMI) persons in securing decent housing, suitable living environments and expanded economic opportunities. Every project and activity funded through the CDBG Program must meet one of three national objectives: principally benefit LMI persons, aid in the elimination of slums and blight, and/or meet an urgent or unanticipated need.

The staff of the County's CDBG Program carries out these objectives through administration, implementation and oversight of the Program as established through the regulations of the United States Department of Housing and Urban Development (HUD). These responsibilities include the following:

- Ensuring compliance with applicable regulations
- Maintaining records and files
- Preparing plans and reports
- Managing infrastructure construction and other projects following federal and County guidelines
- Developing and monitoring annual program and individual project budgets
- Analyzing feasibility of potential projects
- Monitoring federal guidelines and recommending changes to program as needed

The CDBG Grant Administrator, Grant Technician, and Grant Assistant manage the administration of the CDBG Program. The staff works closely with many different groups and individuals to achieve the objectives of the program and successfully implement projects. Community Planning and Development (CPD) Notice 92-19 allows for CDBG funds to be expended for program administrative costs, as defined at 24 CFR 570.206(a), (b), and (e), of the Home Investment Partnership Program (HOME). Accordingly, the CDBG Program operating budget includes some operating expenses for the HOME Program.

Program 2 Objectives:

The Civil Rights Act of 1964 includes a provision named "Title VI," which prohibits discrimination in the access of County programs, activities, services, etc., on the basis of race, color, national origin, sex, disability, and age. During FY 2013-14, the County of Lexington expended nearly $4 million in federal grant funds. As a recipient of federal funding, the County is required to create a Title VI Compliance Plan and must designate a Title VI Coordinator. Through the Title VI Compliance Plan, the County is required to ensure that public funds are not spent in a way that encourages, subsidizes, or results in discrimination. Additionally, the County must reasonably ensure that programs, services, and facilities are accessible to citizens with disabilities and other barriers.

The County's Title VI Compliance Plan includes: Civil Rights resources, training for county grant managers on Title VI requirements, public notification and outreach, data collection systems, complaint processing in conducted programs, program availability and accessibility to persons with disability, service to limited English proficiency persons, preparing annual reports on county-wide Title VI compliance.

SECTION VI – LINE ITEM NARRATIVES

SECTION VI. A

SUMMARY OF REVENUES

457000 – FEDERAL GRANT INCOME **$1,428,522**

The United States Department of Housing and Urban Development (HUD) establishes the annual award for all Community Development Block Grant (CDBG) Urban Entitlement Counties and has officially notified the County that its FY 2015-2016 allocation is approximately $1,428,522. Additionally all uncommitted funds (funds awarded from projects that come in under budget during the 2014-2015 program year/fiscal year will be include in project awards for the 2015-2016 program year/fiscal year.

801000 – GENERAL FUND **$45,795**

The Title VI Coordinator/Grant Manager assists with CDBG Program Administration. Additional duties include County-wide Title VI Plan preparation and coordination. Fifty percent (50%) of the personnel and operating budget of the Title VI Coordinator/Grant Manager is provided by the general fund.

SECTION VI. B

LISTING OF POSITIONS

The Community Development Block Grant Division consists of five (5) employees with insurance.

Position	Grade
Title VI Coordinator/Grant Manager	19*
CDBG Grant Administrator	18
HOME Grant Administrator	18**
Grant Technician	10
Grant Assistant	8

*50% of the personnel and operating costs for this position are funded through the County General Fund.
** 100% of the personnel costs for this position are funded through Fund 2401 (HOME Program)

COMMUNITY DEVELOPMENT ORGANIZATIONAL CHART

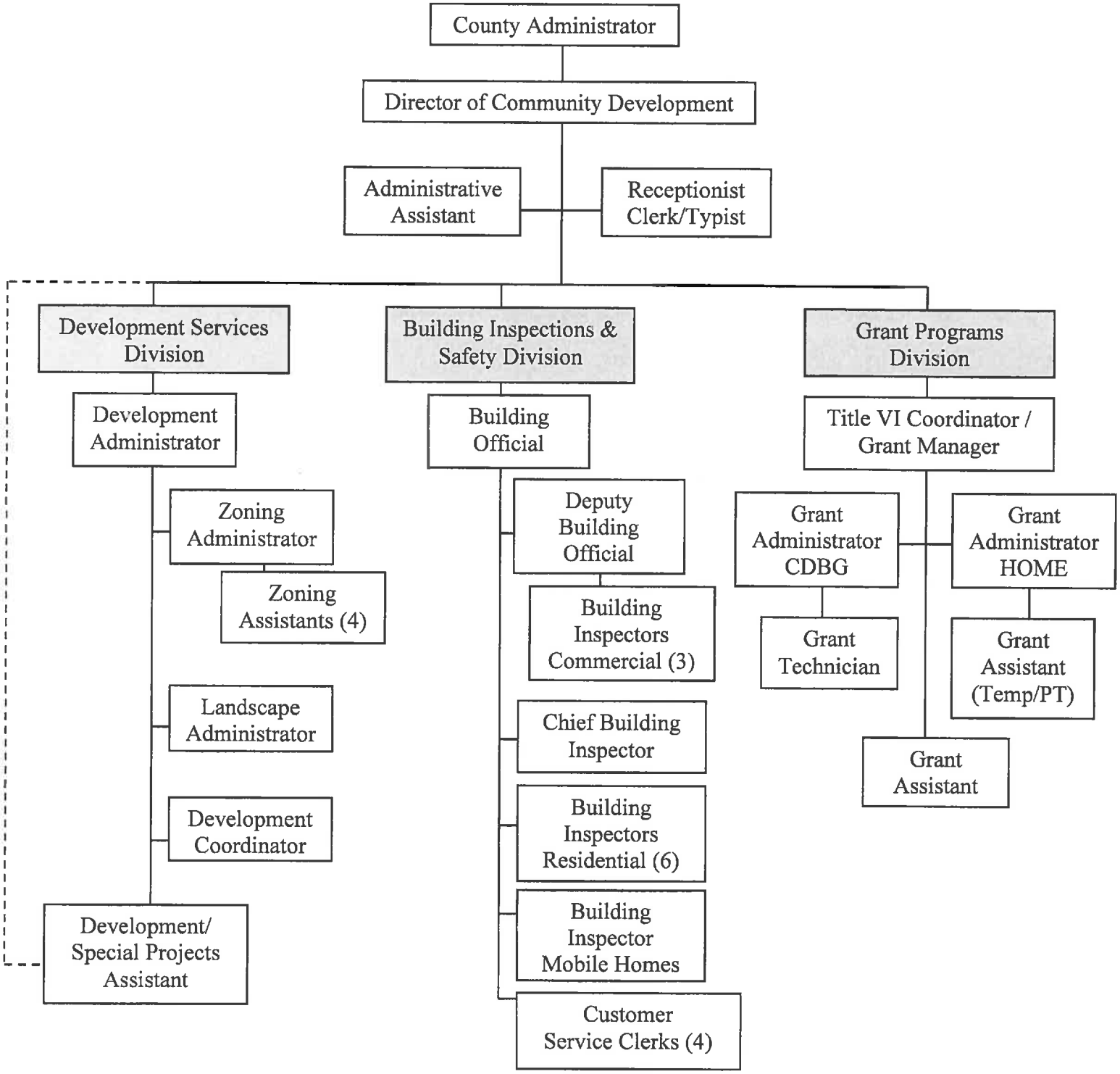

SECTION VI. C

OPERATING LINE ITEM NARRATIVES

All non-personnel operating costs for the HOME Investment Partnerships (HOME) Program will be provided through Community Development Block Grant (CDBG) funds. Community Planning and Development (CPD) Notice 92-19 allows for CDBG funds to be expended for program administrative costs, as defined at 24 CFR 570.206(a), (b), and (e), of HOME. Accordingly, the CDBG Program operating budget includes operating expenses for the HOME Grant Administrator. Additionally, operating costs associated with County-wide Title VI management are included in this narrative. Title VI operating costs are paid through a match contribution from the general fund.

520300 – PROFESSIONAL SERVICES **$26,336**

As a recipient of federal funding from the U.S. Department of Housing and Urban Development for CDBG and HOME Programs, the County is required to update many of its plans and reports and may use the services of an outside consultant. The scope of this work includes surveys, data review and projections as well statistical analysis.

520400 – ADVERTISING & PUBLICITY **$4,000**

Newspaper advertisements are required throughout the year to notify the public of various aspects of the program including environmental findings, public hearings, availability of plans and reports, amendments to plans, and public comment periods. Continuing programs such as the Minor Home Repair program may also be marketed through newspaper advertisements for applicants. Ad costs vary depending upon the size and nature of the advertisements.

Program 1 (CDBG Program): $3,500

Program 2 (Title VI Compliance): $500

520500 – LEGAL SERVICES **$5,000**

The County Attorney reviews various legal issues arising from implementation of projects. These services are utilized throughout the year as projects are planned and implemented.

Program 1 (CDBG Program): $4,500

Program 2 (Title VI Compliance): $500

520510 – INTERPRETING SERVICES **$1,395**

This line item is requested to cover the cost for interpreting services provided to individuals who are disabled and/or non-English speaking during presentations and public hearings.

Program 1 (CDBG Program): $395

Program 2 (Title VI Compliance): $1,000

520800 – OUTSIDE PRINTING **$2,105**

This line item is requested to print various brochures and materials to meet federal requirements to affirmatively market affordable housing, fair housing, Title VI requirements, and projects sponsored through the Grant Programs Division. Additionally, the Grant Programs Division has identified the need for brochures that would assist the County in informing our citizens about the County's housing rehabilitation, down payment assistance and septic tank repair and replacement programs.

Program 1 (CDBG Program): $1,605

Program 2 (Title VI Compliance): $500

521000 - OFFICE SUPPLIES **$3,000**

Routine office supplies are used (printer toner cartridges, paper, pencils, file folders, etc.) in the course of implementing projects and maintaining compliance with grant requirements each year.

Program 1 (CDBG Program): $2,600

Program 2 (Title VI Compliance): $400

521100 - DUPLICATING **$3,000**

This account is used for copier machine duplicating of agreements, reports, correspondence, environmental reviews, and other documents used in the daily accomplishment of the department's operations. The laser printer and administrative multi-function machine also now function as the primary printer for staff, per IS configurations.

5,000 copies/month x 12 months x $.05 a copy = $3,000

Program 1 (CDBG Program): $2,400

Program 2 (Title VI Compliance): $600

524000 – BUILDING INSURANCE **$44**

The amount requested is based on an estimate provided by the County Risk Manager for the CDBG and HOME Programs.

524201 – GENERAL TORT LIABILITY **$225**

The amount requested is based on an estimate provided by the County Risk Manager for the CDBG ($124), HOME ($77), and Title VI ($24) Programs.

Program 1 (CDBG Program): $201

Program 2 (Title VI Compliance): $24

524202 – SURETY BONDS **$0**

This is a Non bond year.

525000 – TELEPHONE **$1,446**

The amount requested covers basic phone and fax lines for department staff.

Program 1 (CDBG Program): $1,204.20

• 5 lines x $19.00/month x 12 months		$1,140.00
• 5 lines with voice mail x $1.07/month x12 months		$ 64.20
	Total	$1,204.20

Program 2 (Title VI Compliance): $240.84*

• 1 line x $19.00/month x 12 months		$ 228.00
• 1 line with voice mail x $1.07/month x12 months		$ 12.84
	Total	$ 240.84

***50% of Program 2 cost will be funded through GF**

525020 – PAGERS AND CELL PHONES **$216**

A mobile phone is assigned to the Grant Assistants to maintain communication when out of the office conducting inspections, site visits, meetings, attending events, etc.

- 1 mobile phone x$18/month x 12 months $216

525021 – SMART PHONE CHARGES **$1,908**

Smart phones are assigned to the CDBG Grant Administrator, HOME Grant Administrator and the Title VI Coordinator/Grant Manager to maintain communication when out of the office conducting inspections, site visits, meetings, attending events, etc.

Program 1 (CDBG Program): $1,272.00

- 2 smart phones x $53/month x12 months $1,272.00

Program 2 (Title VI Compliance): $636.00*

- 1 smart phones x $53/month x12 months $636.00

***50% of Program 2 cost will be funded through GF**

525041 – E-MAIL SERVICE **$486**

The amount requested covers basic e-mail service for department staff.

Program 1 (CDBG Program): $405

- 5 accounts x $6.75/month x 12 months = $405

Program 2 (Title VI Compliance): $81*

- 1 account x $6.75/month x 12 months = $81

***50% of Program 2 cost will be funded through GF**

525100 - POSTAGE **$1,500**

This line item covers the cost of mailing office correspondence, notices, reports, newsletters, and planning materials.

Program 1 (CDBG Program): $1,250

Program 2 (Title VI Compliance): $250

525110 – OTHER PARCEL DELIVERY SERVICES **$500**

This line item covers the cost of mailing UPS and FedEx packages and notices as is required.

Program 1 (CDBG Program): $450

Program 2 (Title VI Compliance): $50

525210 – CONFERENCE, MEETING & TRAINING EXPENSE **$25,000**

This line item covers the cost of attending various HUD training opportunities that may include IDIS, Fair Housing, Wage and Labor compliance, Environmental Review compliance, and general CDBG and HOME program training as well as annual training provided by state and national associations working within the area of housing, planning and community development. Estimated training costs include lodging, transportation, and registration fees. The training events listed below address various aspects of the CDBG and HOME programs, rural development, planning, affordable housing, infrastructure improvements, community revitalization techniques, compliance with HUD, and other federal requirements, as well as best practice presentations from other communities. Locations for HUD training vary and are offered throughout the United States depending on HUD's budget and the availability of trainers, etc. The Title VI Coordinator/Grant Manager will be required to attend various trainings to stay abreast of compliance issues related to management of the County's Title VI program. It is important to note that over the past two years the Office of Community Development / Grant Programs Division has experienced a number of personnel changes, including the addition of a new Community Development Director. As a result of these personnel changes, federal CDBG and HOME training is critical in keeping the County's programs federally compliant. The following is a non-exhaustive list of trainings staff will likely attend during the fiscal year:

Program 1 (CDBG Program): $23,500

• HUD Training (estimate)		$15,000
• National Comm. Dev. Assoc. Legislative Policy Conference		$ 4,250
• National Comm. Dev. Assoc. Spring Training		$ 1,500
• SC Comm. Dev. Assoc. Spring Meeting		$ 1,500
• Palmetto Affordable Housing Forum		$ 1,250
	TOTAL	$23,500

Program 2 (Title VI Compliance): $1,500

• State Procurement for Grant Management Training		$ 500
• Federal/State Title VI Training (estimate)		$1,000
	TOTAL	$ 1,500

525230 - SUBSCRIPTIONS, DUES, & BOOKS **$2,905**

This line item covers the costs of professional association memberships at both the national and state level, recommended by HUD staff and other entitlement counties, and to maintain local resources.

Program 1 (CDBG Program): $2,605

Dues:

• National Community Development Association (Agency membership – 1 yr.)		$1,545
• SC Association of Community Development Corporations (Agency membership – 1 yr.)		$ 500
• Midlands Area Consortium for the Homeless (Agency membership – 1 yr.)		$ 100
• Associated Professional Grant Management Organizations		$ 80
	TOTAL	$2,225

Subscriptions & Books:

• The State Newspaper (1 year subscription)		$ 90
• The Lexington Chronicle Newspaper (1 year subscription)		$ 40
• Other Subscriptions, Books & Training Manuals (estimate)		$ 250
	TOTAL	$ 380

Program 2 (Title VI Compliance): $300

Subscriptions & Books:

• Subscriptions, Books & Training Manuals (estimate)		$ 300
	TOTAL	$ 300

525240 - PERSONAL MILEAGE REIMBURSEMENT **$1,539**

This line item is requested to cover the cost of Personal Mileage Reimbursement. Wherever practical, motor pool vehicles are used. However, there are occasions when it is more feasible for an employee to use their personal vehicle (i.e., unexpected field visits, meetings that begin before or end after the traditional workday, etc).

The reimbursement rate is based on the annual federal rate, which is difficult to predict and may change mid-year. The proposed amount is based on historic driving patterns to project sites and meetings, with a $.575 cents rate as set by the federal government.

Program 1 (CDBG Program): $1,193.70

• 173 miles/month x 12 months x $.575 =	$1,193.70

Program 2 (Title VI Compliance): $345

- 50 miles/month x 12 months x $.575 = $345

525250 - MOTOR POOL REIMBURSEMENT **$4,140**

This charge is for use of fleet vehicles and is based on historic usage.

Program 1 (CDBG Program): $3,477

- 504 miles/month x 12 months x $.575 = $3,477

Program 2 (Title VI Compliance): $663

- 96 miles/month x 12 months x $.575 = $663

525300 – UTILITIES / ADMINISTRATION BUILDING **$2,176**

The requested amount is an estimate based on historical data.

Program 1 (CDBG Program): $1,807

Program 2 (Title VI Compliance): $300

529903 - CONTINGENCY **$2,000**

These funds are typically available for unanticipated administration expenses. They may also be reassigned for projects, provided the proper public notice and public hearings have taken place to amend the Consolidated and/or Annual Action Plans.

The U.S. Department of Housing and Urban Development has set a cap of 20% of program award for administrative costs. This contingency allows for unforeseen demands, while keeping the program's administrative costs comfortably below the cap.

529950 - INDIRECT COSTS **$22,925**

These costs are associated with general internal support functions provided by the County to the grant program.

SECTION VI. D

CAPITAL LINE ITEM NARRATIVES

540000 - SMALL TOOLS & MINOR EQUIPMENT **$250**

This line item is used to cover a number of general items ranging from office equipment such as adding machines, dymo labels printers and telephones, to basic office furniture.

Program 1 (CDBG Program): $250

ALL OTHER EQUIPMENT

5A---- - (2) MONITOR - ADDNL **$302**

This line item is requested to purchase additional monitors for our grant personnel.

1 – 19" Flat Panel Monitor on FY 2015-16 Recommended PC Specifications – Dell E1013S – (2 x $151) = $302.00

5A---- - SHARP 60"AQUOS BOARD – MOBILE - ADDNL **$4,235**

This line item is requested to purchase one interactive display system, as approved by Information Services. This equipment will be set up and used in our conference room during professional meetings, training opportunities, plan review, and budget preparation, etc. The interactive system includes the following:

1 – Sharp 60" Interactive Aquos Board Bundle – Professional Grade Display (24/7), with Shuttle PC and Mobile Cart. Model PN-L603BPKG1. ($6,843)

1 – 2-Year Warranty Extension on 60" Aquos Board. Model EWC2WB3R2T5. ($407)

1 – Sharp Enhancement White Glove Warranty (1st Year). Model SBS. ($217)

1 – WePresent WiPG-1500 Interactive Presentation Gateway. Model WIPG-1500. ($610)

1 – 6' HDMI Cable & USB Cable for WePresent. ($17)

1 – Delivery, Setup, Training, & Surge Protector. Model SBS. ($375)

*The total cost of the system is $8,469. Half of the costs will be funded through the Community Development Department.

OPERATING LINE ITEM NARRATIVES

2400-181201
COMMUNITY DEVELOPMENT PROJECTS

Proposed projects for the upcoming year are identified below. The total costs are based on preliminary estimates. Additionally, organizations that receive CDBG funding are required to provide a 10% match of total funds awarded.

IN-HOUSE PROJECT LINE ITEMS

510100 – PERSONNEL **$59,749**

Funds will be used for the project delivery costs for staff administration of the Minor Home Repair Program. The project delivery costs will include working directly with customers, reviewing applications for assistance, preparation of bid documents, compliance reviews, record keeping, and monitoring of housing repair projects.

537119 – MINOR HOUSING REPAIR PROGRAM **$152,847**

This project will continue an existing Lexington County program to assist low- and moderate-income homeowners with minor repairs to their homes. Through the above allocation, we anticipate assisting approximately 25 homeowners.

537177 – SEPTIC TANK REPAIR PROGRAM **$79,892**

This project will allow the County of Lexington to assist low- and moderate-income homeowners experiencing problems/issues with their septic systems. Funds will be made available through the CDBG Program (Fund 2400)

537180 – HOME PROGRAM PROJECT DELIVERY **$33,895**

CDBG funding is used to pay the project delivery costs associated with implementing the HOME Program. This includes appraisals, work specifications, construction inspections, environmental reviews, legal fees, underwriting and relocation costs etc.

537192 – ACQUISITION/AFFORDABLE HOUSING **$115,251**

This project will continue an existing Lexington County program to acquire and rehabilitate affordable housing for either homeownership or rental activities. Funds will be used in conjunction with the CHDO funding made available through the HOME Program (Fund 2401).

PUBLIC FACILITY AND INFRASTRUCTURE PROJECTS

5— JOINT MUNICIPAL WATER AND SEWER COMMISSION **$300,000**

CDBG funds will be used to extend a new 10 inch water distribution main along Old Charleston Road to the Pelion Airport. The area is identified by HUD as 52% low-to-moderate income. The project will increase fire flows to the area and provide additional water capacity to the community.

5— SISTERCARE RENOVATION FACILITY UPGRADE $25,000

CDBG funds will be used to renovate the kitchen and install new carpeting in the Lexington County Shelter. The renovations will make the shelter safer and more sanitary for shelter residents.

5— TOWN OF BATESBURG-LEESVILLE WATER TOWER $125,000

CDBG funds will be used to assist the Town of Batesburg-Leesville in improving water quality in the community by assisting with the repairing and painting of one of the Town's elevated water storage tanks.

5— TOWN OF SWANSEA ADA SIDEWALK IMPROVEMENTS $100,000

CDBG funds will be used toward the construction of new ADA compliant sidewalks along route 6 to Lexington Medical Center. The community is identified as 51% low- to moderate-income and the sidewalks would improve safety & accessibility for the Town's residents.

PUBLIC SERVICE PROJECTS

5— COMMUNITY RELATIONS COUNCIL $20,000

As a matter of compliance, HUD requires that the County maintain a vigorous fair housing program. To this end, the Community Relations Council will conduct fair housing information workshops targeting the County's low- to moderate-income communities (to include urban and rural areas). Additionally the Community Relations Council will also engage the realty, banking, and property management industries, sectors which play a critical role in facilitating fair housing in the County.

5— GOODWILL INDUSTRIES $15,477

Goodwill Industries will provide industry-specific training to twelve low- to moderate-income County residents through its job training and employment program. The CDBG funding will allow Goodwill Industries to increase the level of job training services and employment for our community's unemployed and underemployed residents.

5— HARVEST HOPE FOOD BANK $44,200

CDBG funds will be used to expand the Backpack Child Feeding Program to three schools in Lexington County. Additionally, the project will create food pantries in middle and high schools, thereby improving the negative stigma that older students (suffering from food insecurity) often associate with participating in the Backpack Program. The program will provide for 50 students at each school for 36 weeks of the school year.

5— IRMO CHAPIN RECREATION COMMISSION AFTERNOON ADVENTURES $35,781

CDBG funds will be used to expand resources for Chapin families having children with disabilities, as no such program currently exists in the area. Afternoon Adventures will offer these families affordable afterschool care that can accommodate each child's special needs in a safe and nurturing environment.

5— IRMO CHAPIN RECREATION COMMISSION ADA SENSORY ROOM $7,259

Through the use of lighting, LED equipment, and therapeutic materials, ICRC will use CDBG funds to create a unique public space that will be used for children with autism spectrum and sensory processing disorders throughout the County at Seven Oaks Park.

5— IRMO CHAPIN RECREATION COMMISSION EQUIPMENT PROGRAM $15,000

CDBG funds will be used to provide access to affordable, safe, and reliable athletic equipment to Lexington youth in an effort to create sporting/athletic opportunities for low- and moderate-income youth throughout the County.

5— LEXINGTON INTERFAITH COMMUNITY SERVICES $30,000

CDBG funds will be used to assist Lexington Interfaith Community Services with the purchase of additional refrigeration, thereby expanding food service to County residents with critical needs by providing the agency with additional capacity to store fresh and frozen foods.

5— MIDLANDS HOUSING ALLIANCE (TRANSITIONS) $15,000

CDBG funds will be used to provide operation costs for the facility. Midlands housing Alliance, Inc. (MHA) aims to enhance the lives of adult men and women who are currently homeless by providing essential supplies and services while assisting individuals in rebuilding their lives and reentering the community in a productive manner.

COUNTY OF LEXINGTON
HOME PROGRAM
Annual Budget
FY 2015-16 Estimated Revenue

Object Code	Revenue Account Title	Actual 2013-14	Received Thru Dec 2014-15	Amended Budget Thru Dec 2014-15	Projected Revenues Thru Jun 2014-15	Requested 2015-16	Recommend 2015-16	Approved 2015-16
	*** HOME Program 2401:**							
	Revenues:							
456100	Program Income	0	9,502	0	0	19,005		
457000	Federal Grant Income	552,439	178,463	987,648	987,648	466,084		
461000	Investment Income	0	0	0	0	0		
490800	Loan Repayment	7,000	0	0	0	0		
801000	Op Trn From the General Fund	39,752	36,250	36,250	36,250	39,000		
	****Total Revenue**	599,191	224,215	1,023,898	1,023,898	524,089	0	0
	*****Total Appropriation**				1,070,331	524,089	0	0
	FUND BALANCE Beginning of Year				99,998	53,565	53,565	53,565
	FUND BALANCE - Projected End of Year				53,565	53,565	53,565	53,565

COUNTY OF LEXINGTON
HOME PROGRAM
Annual Budget
Fiscal Year - 2015-16

Fund 2401
Division : Community Development
Organization: 181200 - Community Development Administration

Object Code	Expenditure Classification	2013-14 Expend	2014-15 Expend (Dec)	2014-15 Amended (Dec)	2015-16 Requested	*BUDGET* 2015-16 Recommend	2015-16 Approved
	Personnel						
510100	Salaries & Wages - 1	34,542	22,116	51,369	51,369		
511112	FICA - Employer's Portion	2,540	1,624	3,930	3,930		
511113	State Retirement - Employer's Portion	3,665	2,411	5,599	5,599		
511120	Employee Insurance - 1	5,200	3,900	7,800	7,800		
511130	Workers Compensation	104	66	154	154		
519999	Personnel Contingency	0	0	0	0		
	*** Total Personnel**	**46,051**	**30,117**	**68,852**	**68,852**	**0**	**0**
	Operating Expenses						
520303	Accounting/Auditing Services	0	0	0	0		
520400	Advertising & Publicity	0	0	0	0		
520704	Computer Security & Management Serv	0	0	0	0		
521000	Office Supplies	0	0	0	0		
521100	Duplicating	0	0	0	0		
524000	Building Insurance	20	0	0	0		
524201	General Tort Liability Insurance	75	75	0	0		
524202	Surety Bonds	0	0	0	0		
525000	Telephone	0	0	0	0		
525021	Smart Phone Charges - 1	0	0	0	0		
525041	E-mail Service Charges - 1	20	0	0	0		
525100	Postage	0	0	0	0		
525210	Conference, Meeting & Training Expense	0	0	0	0		
525230	Subscriptions, Dues, & Books	0	0	0	0		
525240	Personal Mileage Reimbursement	0	0	0	0		
525250	Motor Pool Reimbursement	0	0	0	0		
525300	Util / Administration Building	0	0	0	0		
529903	Contingency	0	0	0	0		
	*** Total Operating**	**115**	**75**	**0**	**0**	**0**	**0**
	**** Total Personnel & Operating**	**46,166**	**30,192**	**68,852**	**68,852**	**0**	**0**
	Capital						
540000	Small Tools & Minor Equipment	0	0	0	0		
	All Other Equipment	0	0	0	0		
	**** Total Capital**	**0**	**0**	**0**	**0**	**0**	**0**
	***** Total Budget Appropriation**	**46,166**	**30,192**	**68,852**	**68,852**	**0**	**0**

COUNTY OF LEXINGTON
HOME PROGRAM
Annual Budget
Fiscal Year - 2015-16

Fund 2401
Division: Community Development
Organization - 181201 Community Development Projects

Object Code	Expenditure Classification	2013-14 Expend	2014-15 Expend (Dec)	2014-15 Amended (Dec)	2015-16 Requested	*BUDGET* 2015-16 Recommend	2015-16 Approved
	Personnel						
510300	Part Time - 1	18,567	8,971	0	0		
511112	FICA - Employer's Portion	1,422	688	0	0		
511113	State Retirement - Employer's Portion	0	0	0	0		
511120	Employee Insurance	0	0	0	0		
511130	Workers Compensation	56	27	0	0		
519999	Personnel Contingency	0	0	0	0		
	*** Total Personnel**	**20,045**	**9,686**	**0**	**0**	**0**	**0**
	Operating Expenses						
529903	Contingency	0	0	67,067	10,000		
537138	Community Housing Develop Organization	95,000	0	403,049	69,913		
537139	Homeownership Assistance Program	1,500	34,401	57,977	60,000		
537140	Housing Rehabilitation Program	136,261	76,080	453,326	193,379		
537192	Acquisition/Affordable Housing	370,000	0	20,060	121,945		
	*** Total Operating**	**602,761**	**110,481**	**1,001,479**	**455,237**	**0**	**0**
	**** Total Personnel & Operating**	**622,806**	**120,167**	**1,001,479**	**455,237**	**0**	**0**
	Capital						
	**** Total Capital**	**0**	**0**	**0**	**0**	**0**	**0**
	***** Total Budget Appropriation**	**622,806**	**120,167**	**1,001,479**	**455,237**	**0**	**0**

SECTION V - PROGRAM OVERVIEW

Program Overview:

Program – HOME Investment Partnerships Program

Objectives:

The objective of the HOME Investment Partnerships (HOME) Program is to create affordable housing for low-and moderate-income households. The HOME Program provides formula grants to states and localities to fund a wide range of affordable housing activities through a partnership with local nonprofit and for-profit entities. These activities will provide direct assistance to low-income people through building, buying, and/or rehabilitation of affordable housing for rentals, owner-occupied rehabilitation or homeownership. Examples of HOME Program activities include:

- Community Housing Development Organizations (CHDO's)
- Homeowner Rehabilitation
- Homebuyer Activity (Closing Costs and/or Down payment Assistance to Homebuyers)
- Rental Housing (Acquisition and Rehabilitation Assistance to Owners and Developers)
- New construction, reconstruction or rehabilitation of non-luxury housing
- Site Acquisition and Improvement

The staff of the County's HOME Program carry out the objectives and activities of the Program through administration, implementation, and oversight of the Program as established through the regulations of the United States Department of Housing and Urban Development (HUD). These responsibilities include the following:

- Ensuring compliance with applicable regulations
- Maintaining records and files
- Preparing plans and reports
- Managing infrastructure construction and other projects following federal and County guidelines
- Developing and monitoring annual program and individual project budgets
- Analyzing feasibility of potential projects
- Monitoring federal guidelines and recommending changes to the Program as needed

Community Planning and Development (CPD) Notice 92-19 allows for CDBG funds to be expended for program administrative costs, as defined at 24 CFR 570.206(a), (b), and (e), of the Home Investment Partnership Program (HOME). Accordingly, the CDBG Program operating budget (2400) includes some operating expenses for the HOME Program.

SECTION VI – LINE ITEM NARRATIVES

A. SUMMARY OF REVENUES

457000 – FEDERAL GRANT INCOME **$466,084**

The United States Department of Housing and Urban Development (HUD) establishes the annual award for all HOME Investment Partnerships (HOME) Participating Jurisdictions (PJ). HUD released annual allocations on February 11, 2015 in the amount released has been used for planning purposes.

801000 – GENERAL FUND **$39,000**

This funding will be provided from the County's general fund and will be used to supplement program administration costs and matching funds for the HOME Program, as required by federal regulations. The HOME Investment Partnerships Program authorizes ten percent (10%) of the allocation for administrative costs. Any amount above the ten percent must be paid for with non-HOME funds. The remainder of the administrative budget will be provided by an administrative cost supplement of approximately $29,000 from the County's general fund. A premise of the National Affordable Housing Act, which authorized the HOME Program, is that local governments must participate in the effort to provide affordable housing to low-income persons. HUD requires that all PJs in the HOME Program have a 25% local match of expenditure of federal HOME funds. Match requirements will first be met through non-federal community resources as identified in project descriptions and, if necessary, through the County's general fund match set aside in the amount of $10,000 for the HOME Program.

SECTION VI. B – PERSONNEL LINE ITEM NARRATIVES

Position	Grade
HOME Grant Administrator	18

COMMUNITY DEVELOPMENT DEPARTMENT ORGANIZATIONAL CHART

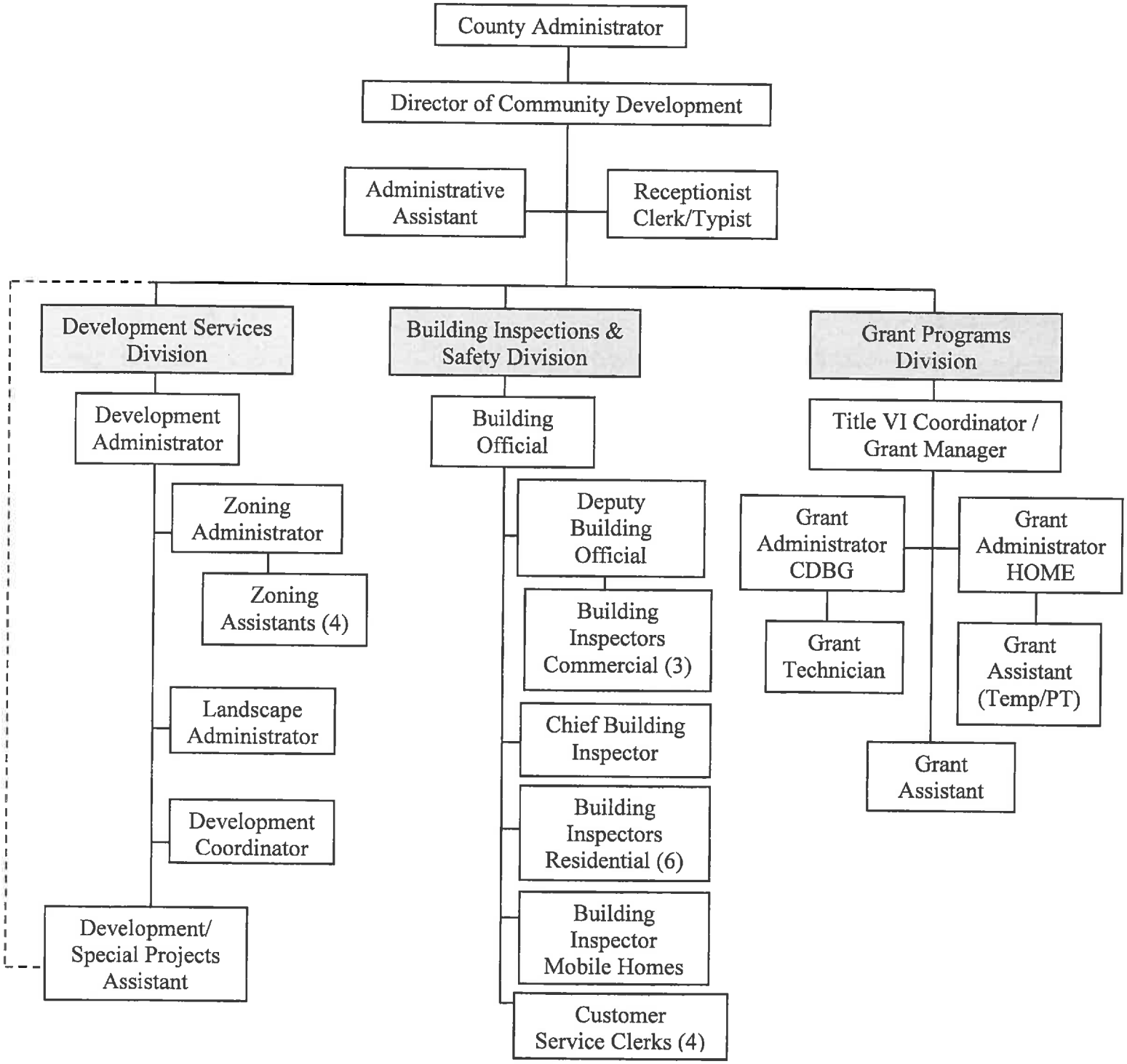

SECTION V.C

OPERATING LINE ITEM NARRATIVES

All operating costs for the HOME Investment Partnerships Program will be provided through Community Development Block Grant funds. Community Planning and Development (CPD) Notice 92-19 allows for CDBG funds to be expended for program administrative costs, as defined at 24 CFR 570.206(a), (b), and (e), of the Home Investment Partnership Program (HOME). Accordingly, the CDBG Program operating budget includes operating expenses for the HOME Program.

2401-181201
HOME INVESTMENT PARTNERSHIPS PROGRAM PROJECTS

Proposed projects for FY 2015-16 are identified below. The total costs are based on preliminary estimates.

529003 – CONTINGENCY **$10,000**

These funds will be set aside from the general fund supplement as required for the federal match contribution. Contingency will be used as needed to address budgetary shortfalls for a project or to address unanticipated project needs. Cost estimates may differ significantly from actual bids and needs may arise during the year not anticipated at the time the budget was developed. Additionally, when projects are completed and do not exhaust all funds, the remaining balances are transferred into this line item.

The National Affordable Housing Act requires the County of Lexington (and all Participating Jurisdictions) to provide affordable housing to low-income persons. Additionally, the U.S. Department of Housing and Urban Development (HUD) requires that the County provide a 25% local match to HOME funds.

537138 COMMUNITY HOUSING DEVELOPMENT ORGANIZATION (CHDO) **$69,913**

HUD requires that a minimum of 15% of the County's HOME funds be set aside for organizations designated as Community Housing Development Organizations (CHDO). Funding allocated for CHDOs may be used for eligible development activities that promote affordable housing activities that are owned, developed, or sponsored by CHDOs. The County has established criteria to certify CHDOs to assist the Community Development Department in accomplishing the goals of the HOME Program. County Staff has certified four organizations as CHDO's for Lexington County.

537139 - HOMEOWNERSHIP ASSISTANCE PROGRAM **$60,000**

The Homeownership Assistance Program will provide down payment assistance and/or closing cost assistance to low-and moderate income first-time homebuyers. Qualifying homebuyers must be employed or must provide income documentation in the form of disability benefits, Social Security benefits, and/or other retirement benefits. Additionally, all qualifying homebuyers must participate in pre-purchase counseling established by the Lexington County HOME Program. The amount of assistance provided will typically not exceed $5,000 per single family dwelling unit. Recapture provisions will be enacted through deferred forgivable loans. Funds will be used to assist approximately 12 first-time homebuyers. The specific guidelines of the Homeownership Assistance Program have been developed by HOME Program staff.

537140 HOUSING REHABILITATION PROGRAM **$193,379**

This Housing Rehabilitation Program will assist low- and moderate- income homeowners with qualifying repairs to their primary residence. Funds will be used to assist approximately 10 homeowners with significant repair needs. Dependent upon the types and costs of repairs requested, additional eligible homeowners may be assisted through the Program. Program guidelines are structured to allow repair amounts for each home typically not to exceed $20,000, with limited assistance above $20,000 in certain circumstances. Guidelines for deferred payment loans are included in the specific program policies and procedures. The full guidelines for the Housing Rehabilitation Program have been developed by the Grant Programs staff.

537192 – ACQUISITION/AFFORDABLE HOUSING **$121,945**

This project will continue an existing Lexington County program to acquire and rehabilitate affordable housing for either homeownership or rental activities. Funds can be used in conjunction with the CHDO funding or for non-profit and for-profit subrecipients, owners, developers and sponsors. These funds will be made available through the HOME Program (Fund 2401).

COUNTY OF LEXINGTON
CLERK OF COURT/TITLE IV-D CHILD SUPPORT
Annual Budget
FY 2015-16 Estimated Revenue

Object Code	Revenue Account Title	Actual 2013-14	Received Thru Dec 2014-15	Amended Budget Thru Dec 2014-15	Projected Revenues Thru Jun 2014-15	Requested 2015-16	Recommend 2015-16	Approved 2015-16
	***Clerk of Court Title IV-D DSS Child Support 2410:**							
	Revenues:							
451800	IV-D Transaction Reimbursement	372,039	117,015	360,000	360,000	360,000		
451801	IV-D Incentive Payments	25,243	5,716	24,000	24,000	25,000		
451804	IV-D Prior Year Audit Incentive	35,310	0	37,000	37,000	37,000		
	Other Revenues:							
461000	Investment Interest	408	231	480	480	480		
	**** Total Revenue**	433,000	122,962	421,480	421,480	422,480	0	0
	Total Appropriation:				486,076	486,062 161	0	0
	FUND BALANCE Beginning of Year				480,608	416,012	416,012	416,012
	FUND BALANCE - Projected End of Year				416,012	352,430 331	416,012	416,012

COUNTY OF LEXINGTON
CLERK OF COURT/TITLE IV-D CHILD SUPPORT
Annual Budget
Fiscal Year - 2015-16

Fund: 2410
Division: Judicial
Organization: 141100 - Clerk of Court

Object Code	Expenditure Classification	2013-14 Expend	2014-15 Expend (Dec)	2014-15 Amended (Dec)	2015-16 Requested	*BUDGET* 2015-16 Recommend	2015-16 Approved
	Personnel						
510100	Salaries & Wages - 7	180,950	88,630	227,600	227,600		
510200	Overtime	0	0	0	0		
510300	Part Time - 4 (2.0 - FTE)	13,385	1,145	58,563	58,563		
511112	FICA - Employer's Portion	13,695	6,361	21,891	21,891		
511113	State Retirement - Employer's Portion	20,031	9,786	31,192	31,192		
511120	Employee Insurance - 7	54,600	27,300	54,600	54,600		
511130	Workers Compensation	584	270	858	858		
511131	SC Unemployment	0	0	0			
511213	State Retirement - Empl Portion - Retiree	581	0	0			
519999	Personnel Contingency	0	0	0			
	*** Total Personnel**	**283,826**	**133,492**	**394,704**	**394,704**	**0**	**0**
	Operating Expenses						
520702	Technical Currency & Support	0	0	0	0		
521000	Office Supplies	0	0	555	600		
522200	Small Equipment Repair & Maint.	0	0	115	120		
523200	Equipment Rental	8,700	0	0	0		
524201	General Tort Liability Insurance	207	207	213	215 ~~215~~		
524202	Surety Bonds - 9	0	0	90	0		
525000	Telephone	1,676	837	1,674	1764 ~~1,700~~		
525020	Pagers & Cell Phones	0	0	0	0		
525041	E-mail Service Charges - 7	486	203	567	600 ~~567~~		
525210	Conference, Meeting & Training Expense	0	0	0	0		
525230	Subscriptions, Dues, & Books	0	0	0	0		
529903	Contingency	0	0	88,158	88,158		
	*** Total Operating**	**11,069**	**1,247**	**91,372**	457 **91,358**	**0**	**0**
	**** Total Personnel & Operating**	**294,895**	**134,739**	**486,076**	161 **486,062**	**0**	**0**
	Capital						
540000	Small Tools & Minor Equipment	0	0	0	0		
540010	Minor Software	0	0	0	0		
	All Other Equipment	0	0	0	0		
	**** Total Capital**	**0**	**0**	**0**	**0**	**0**	**0**
	***** Total Budget Appropriation**	**294,895**	**134,739**	**486,076**	161 **486,062**	**0**	**0**

SECTION V. - PROGRAM OVERVIEW

Summary of Programs:
Program: II- Title IV-D Fund
Objectives:

The Clerk of Court's objective is to insure that the Federal Child Support Enforcement Act, which sets forth a detailed system in which local authorities, Must work together to enforce child support obligations. Insuring the States whose enforcement provisions meet federal guidelines, receive allocated federal funds. Use of Federal Child Support Enforcement Act funds is controlled by the *SC. Code of Laws 20-7-1317*, which provides:

"Notwithstanding existing county funds allocated to the Clerk of Court and federal funds eared By the Clerk of Court under a contract with the Department of Social Services pursuant to Title IV-D of the Social Security Act Must first be used by the Family Court section of the respective Offices of the Clerk of Court provide adequate staff and equipment to implement and operate The provisions of 20-7-1315. Thereafter, excess funds shall revert to the general fund of the County."

To facilitate the "Agreement of Cooperation" entered in with DSS. *To ensure and maintain the federal funds Received by DSS under the federal Child support Enforcement Act be placed in the custody of the county Treasurer, and MUST be maintained as separate, identifiable funds to be used at the discretion of the Clerk of Court to carry out provisions of the state child support code 20-7-1315.* To insure the State law (20-7-1317),

Which clearly states that the Clerk of Court has sole discretion to determine use of the Fund to carry out the Provisions of the 20-7-1315 statute, is observed.

The Clerk's office would like to see more private cases accept the Department of Social Services assistance, which would in turn provide more dollars for the county through the IV-D fund. A continue commitment to excellence in service to the public along with increased child support collection. The ability to provide assistance to all indigent Families in need of legal assistance through the creation of a program specifically designed to assist families in navigating the Family Court system at a minimal fee temporarily paid by the IV-D fund with reimbursement provided through court order. This program alone will assist indigent families in collecting support properly through the court system effectively provided a better way of life

Service Standards:
PROGRAM II (Title IV-D Funds)

	SERVICE LEVELS			
Service Level Indicators:	**Actual FY 11/12**	**Actual FY 12/13**	**Estimated FY 13/14**	**Projected FY 14/15**
RTSC	10100	12000	13000	14000
Bench Warrants	480	680	700	800
Order of Discharge	400	450	520	550
Orders	5300	5400	5600	5700
Audits & Reviews	5000	5050	6000	7000
Payment History	9800/8pg	10000/8pg	12000/8pg	15000/8pg
Transport Orders	175	180	185	190
EARPS	2850	3000	3100	3200
Files Pulled	3200	3300	3600	3700
Aff of Service/Non-Service	4500	4500	4600	4650
Correspondence	350	400	450	500
Telephone	65,000	70,000	85,000	90,000
Summary Report	130/180pg	150/180pg	250/180pg	280/180pg
Fed & State tax Return	100/100pg	110/100pg	120/100pg	150/100pg
Bank Deposit	350	400	500	600
Supp. Housing Appl	950/8pg	975/8pg	1100/8pg	1200/8pg
Monthly AFDC Report	12/52pg	12/55pg	12/60pg	12/60pg
Monthly Non-AFDC Report	12/90pg	12/93pg	12/95pg	12/95pg
Monthly URESA Report	12/30pg	12/33pg	12/35pg	12/35pg
Monthly Arrearage Report	12/110pg	12/100pg	12/105pg	12/105pg
DSS Bank Report	350/6pg	375/6pg	420/6pg	420/6pg
Filing of Documents	53,000	54,000	63,000	64,000
Court Orders	1450/5pg	1480/5pg	1550/5pg	1600/5pg
Wage Withholding Orders	13,000	14,000	15,000	15,500
Certified Letters	13,000	14,000	15,000	15,500
File Returned Certified Letters	13,000	14,000	15,000	15,500
Input Payers Answer & files	3100	3500	3700	3800
Audit Cases with Companies	500	550	575	600
Talk with CP & NCP regarding	150/mo	250/mo	325/mo	400/mo
Handle Wage Withholding EARPS From SCDSS	1900	2200	2700	3000
Telephone calls From CP/NCP/Companies	100/day	125/day	175/day	200/day

SECTION VI. - LINE ITEM NARRATIVES

SECTION VI. A - LISTING OF REVENUES

451800 – TITLE IV-D UNIT COST REIMBURSEMENT **$ 360,000.00**

An agreement of Cooperation contract was entered into by and between Clerk Of Court and each county and the South Carolina Department of Social Services. In accordance with section 43-5-235 of the South Carolina Code of Laws (1976 as Amended), DSS will provide to the County fiscal incentives and federal financial participation. These monies will be paid to the County Treasurer on a monthly basis. The Treasurer will deposit these monies into a separate account for the Family Court section of the office of the Clerk of Court for the exclusive use for all activities related to the establishment, collection, and enforcement of child support obligations for the fiscal year in which payments are earned. These funds may be used only by the Family Court section. Monies paid to the county may not be used to replace operating funds of the budget to the family court section. Upon determination by DSS that the Treasurer has failed to comply with the full intent of these finding provisions, DSS may escrow the financial incentive and federal financial participation funds until the county complies or terminate this agreement of cooperation. Funds in this separate account not encumbered for child support activities revert to the general fund of the count at the end of the fiscal year in which they are earned. The average received thus far is **$ 30,000.00 per month.**

451801 – TITLE IV-D INCENTIVE **$ 24,000.00**

The Child Support Enforcement program under Title IV-D of the Social Security Act provides for the payment of incentives to the eligible political subdivision in which child support collections are made. It is treated the same way as the Title IV-D unit cost reimbursement. The Average received thus far for July thru December 2013 has been $2000.00 **per month.**

451804 – IV-D PRIOR YEAR AUDIT INCENTIVE **$ 37,000.00**

The revenue generated from the Prior DSS Yearly Audit

461000 – INVESTMENT INTEREST **$ 480.00**

Received $ 240.75 from 7-1-13 to 12-31-13.

SECTION VI. B - LISTING OF POSITIONS

Current Staffing Level:

Job Title	Positions	Full Time Equivalent General Fund	Other Fund	Total	Grade
Delinquent Account Manager	1		1	1	12
DSS Coordinator	2		2	2	8
Wage Withholding Clerk	1		1	1	5
DSS Clerk	1		2	2	4

All of these positions require insurance.

SECTION VI. C - OPERATING LINE ITEM NARRATIVES

521000 - OFFICE SUPPLIES **$ 600.00**

This account is used for pens, pencils, printing, and paper for Rules to show cause, miscellaneous supplies, toner cartridges for fax machines and printer and maintenance kits.

522200-SMALL EQUIPMENT REPAIRS & MAINTENANCE **$ 120.00**

This account will be used for maintenance and repair on scanners, electric seals, printers, and any other miscellaneous equipment located within the Clerk of Courts office @ $ an hour plus cost for parts.

523200- EQUIPMENT RENTAL **$ 0**

524201 - GENERAL TORT LIABILITY INSURANCE **$215.00**

This is bases on the fee schedule provided by Ed Salyer

524202 – SURETY BONDS **$ -0-**

525000 - TELEPHONE **$ 1764.00**

This account is used to pay for telephone services for 7 phones with voice mail for employees.

525041 – E-mail Service Charges – 7 @ $6.75 **$ 600.00**

529903 – CONTINGENCY **$ 88,158.00**

SECTION VI. D - CAPITAL LINE ITEM NARRATIVES

CAPITAL REQUEST

540000 - Small Tools & Minor Equipment	**$ -0-**

SECTION II

COUNTY OF LEXINGTON
Proposed Revenues
Fines, Fees, and Other
Budget FY - 2015-2016

Fund #: 2480 Fund Name: LEMPG

Organ. #: 131101 Organ. Name: Emergency Management

Revenue Code	Fee Title	Actual Fees FY 2014-15	Actual Fees FY 2014-15	12/31/2011 Year-to-Date FY 2015-16	Anticipated Fiscal Year Total FY 2015-16	Budget Units of Service	Budget Current Fee	Budget Current Total Estimated Fees FY 2015-16	Proposed Fee Change	Total Proposed Estimated Fees FY 2015-16
466000		$61,696	$ 61,696	$ 61,696	$ 61,696		$ 61,696	$ 61,696		$ 61,696

COUNTY OF LEXINGTON
LEMPG
Annual Budget
FY 2015-16 Estimated Revenues

Fund: 2480
Division: Public Safety
Organization: 131101 - Emergency Preparedness

Object Code	Expenditure Classification	2013-14 Expend	2014-15 Expend (Dec)	2014-15 Amended (Dec)	BUDGET 2015-16 Requested	2015-16 Recommend	2015-16 Approved
	Personnel						
510100	Salaries and Wages -1	0	0	0	16,375		
511112	FICA - Employer's Portion	0	0	0			
511113	State Retirement - Employer's Portion	0	0	0			
511130	Workers Compensation	0	0	0			
	*** Total Personnel**	0	0	0	16,375		
	Operating Expenses						
520800	Outside Printing	0	0	0	2500		
521200	Operating Supplies	0	0	0	1500		
521213	Public Education Supplies	0	0	0	1000		
525000	Telephone	0	0	0	2762		
525030	800 MHz Radio Service Charges - 6	0	0	0	4812		
525031	800 MHz Radio Maintenance Charges- 6	0	0	0	628		
525210	Conference, Meeting & Training Expense	0	0	0	1000		
525600	Uniforms & Clothing	0	0	0	1500		
529903	Contingency	0	0	0	19,777		
	*** Total Operating**	0	0	0	35,479		
	***Total Personnel & Operating**	0	0	0	51,854		
	Capital						
540000	Small Tools & Minor Equipment		0		700		
540010	Minor Software	0	0	0	642		
5AA	Smart Board			0	3500		
	**** Total Capital**	0	0	0	9,842		
	*****Total Budget Appropriation**	0	0	0	61,696		

SECTION IV

COUNTY OF LEXINGTON
Capital Item Summary
Fiscal Year - 2015-16

Fund # 2480 Fund Title: LEMPG
Organization # 131101 Organization Title: Emergency Management
Program # Program Title: Public Safety

Qty	Item Description	*BUDGET* 2015-16 Requested Amount
	Smart Board	8,500
	Small Tools and Minor Equipment	700
	Minor Software	642

** Total Capital (Transfer Total to Section III) 9,842

4

SECTION V – PROGRAM OVERVIEW

EMERGENCY MANAGEMENT DIVISION

Summary of Programs:

Program I - Sara Title III - Superfund Amendments & Reauthorization Act/Citizens Corps Council (CCC)/ Community Emergency Response Team (CERT) / Local Emergency Planning Committee (LEPC)

Program II – Emergency Management

Program I: Sara Title III - Superfund Amendments And Reauthorization Act / Citizens Corps Council (CCC) Community Emergency Response Team (CERT) / Local Emergency Planning Committee (LEPC).

Objectives:

The SARA Program is mandated by federal law under Title III, Emergency Planning and Community Right-to-Know Act of the Superfund Amendments and Reauthorization Act of 1986.

The Citizens Corps Council (CCC) oversees the CERT Program.

The Community Emergency Response Team (CERT) Program provides for the development, training and exercising of CERT located throughout the County.

The Local Emergency Planning Committee (LEPC) and will address matters that pertain to SARA, Title III, Community Right-to-Know pertaining to hazardous materials in the County.

Program II: Emergency Management

Objectives:

This program provides the capability to plan for natural and man-made disasters which may affect the population of Lexington County. Planning is a continuous process and encompasses mitigation, actions taken to prepare for disasters, action to be taken during the event which lessen injuries, and a recovery process which will enable the population to resume normalcy in the shortest amount of time. Specific activities include planning for natural disasters (tornadoes, earthquakes, floods, hurricanes, winter storms, etc.) accidents involving the fixed nuclear facility at the V.C. Summer Nuclear Station, airplane crashes, incidents at the Columbia Metropolitan Airport, and the failure of the Lake Murray Dam. This program also provides a central point for coordination between local government, state and federal assisting agencies in all phases of planning.

With the increased emphasis of Homeland Security at all levels, the Emergency Management community has increased its efforts both in the planning and preparing for response to all hazards and threats to our community. This is evidenced both in the distribution and management of grant funds and in the increased exercising of plans. The Emergency Operations Center is the focal point for decision-making during response events and in training for all hazards both manmade and natural disasters.

5

SECTION VI. - LINE ITEM NARRATIVES

SECTION VI.A. – LISTING OF REVENUES

No Revenues for this General Fund

SECTION VI.B. – PERSONNEL

Current Staffing Level:

	Full Time Equivalent			
Job Title Positions	General Fund	Other Fund	Total	Grade
Emergency Manager	1.00	0.00	1.00	19
Assistant Emergency Mgr	1.00	0.00	1.00	16
TOTAL POSITIONS	3.00	0.00	2.00	



SECTION VI.C. – OPERATING LINE ITEM NARRATIVES

520800 – OUTSIDE PRINTING **$2500**

PROGRAM 1 – SARA Title III/Citizen Corps Council/CERT $2500

This account will allow for printing of emergency preparedness public education brochures for distribution to the citizens of Lexington County.

521200 – OPERATING SUPPLIES **$1500**

PROGRAM 1 – SARA Title III/Citizen Corps Council & CERT $750

This account will be used to purchase operating supplies to include backpacks, reflective vests, etc., for the purpose of supporting the CERT program.

PROGRAM 2 – EMERGENCY MANAGEMENT $750

This account will be used to purchase operating supplies to support EM/EOC operations to include credentialing supplies, batteries, vests, etc.

521213 PUBLIC EDUCATION SUPPLIES **$1000**

PROGRAM 1 – SARA Title III/Citizen Corps Council & CERT $1000

This account will be used to purchase pens, pencils, educational and awareness supplies to hand out to the public during outreach events.

525000 – TELEPHONE **$2762**

PROGRAM 2 – EMERGENCY MANAGEMENT $2762

This account reflects the expenses involved with providing telephone service for the Emergency Management Division as well as the Emergency Operations Center (EOC). This amount reflects the pro-rated chargeback of the basic telephone system and for maintenance of these lines.

2 office phone lines with voice mail at a monthly cost of $40.14 x 12 months = $481.68
9 EOC phone lines without voice mail at a monthly cost of $171.00 x 12 months = $2,052.00
1 fax line at a monthly cost of $19.00 x 12 months = $228.00

525030 – 800 MHZ RADIO SERVICE CHARGES $4812

PROGRAM 2 – EMERGENCY MANAGEMENT $4812

This account will cover monthly operations service charges and roaming charges for 6 – 800 MHz radios.
4 radios x $75.00/mo x 12 months= $3600.00
2 radios x $50.49/mo x 12 months = $1,211.66

525031 – 800 MHZ CONTRACTED MAINTENANCE **$628**

PROGRAM 2 – EMERGENCY MANAGEMENT $628

This account will cover monthly maintenance costs for 6 - 800 MHz radio.
4 radios x $105.42/yr = 418.18
2 radios x $104.52/yr = 209.04

525210 – CONFERENCES AND MEETING EXPENSES $1000

PROGRAM 1 – SARA Title III/Citizen Corps Council/CERT $1000

This account will cover the costs for supplies and refreshments for Citizen Corps Council and Community Emergency Response Team Members Meetings as well as CERT meetings.

525600 – UNIFORMS & CLOTHING $1500

PROGRAM 1 – SARA Title III/Citizen Corps Council/CERT $1500

This account will provide uniforms for the Emergency Management Staff.

529903 – CONTINGENCY $19,777

PROGRAM 2 – EMERGENCY MANAGEMENT $19,777

8

SECTION VI.D. – CAPITAL LINE ITEM NARRATIVES

540000- SMALL TOOLS & MINOR EQUIPMENT **$700**

PROGRAM 1 – SARA Title III/Citizen Corps Council/CERT $700

This account will be used to purchase small tools and minor equipment necessary for the function of the Citizen Corps Council (CERT).

5AAXXX – SMART BOARD **$8,500**

PROGRAM 2 – EMERGENCY MANAGEMENT $8500

These funds will be utilized to purchase a Smart Board for the purpose of coordination, activation and training for the Emergency Operations Center (EOC).

Sharp 70" Interactive AQUOS Board Bundle		$7,913	
Professional grade display with Shuttle PC and Mobile Cart	Tax	$ 587	
		Total	$ 8500

540010 – MINOR SOFTWARE **$642**

PROGRAM 2 – EMERGENCY MANAGEMENT $642

Per GIS - this account is needed to purchase ESRI maintenance on 2 ArcView licenses for the upcoming year.
2 ArcView licenses @ $300/ea = $600 + $42 tax = $642

COUNTY OF LEXINGTON
DHEC - EMS GRANT-IN-AID
Annual Budget
Fiscal Year - 2015-16

Object Code	Revenue Account Title	Actual 2013-14	Received Thru Dec 2014-15	Amended Budget Thru Dec 2014-15	Projected Revenues Thru Jun 2014-15	Requested 2015-16	Recommend 2015-16	Approved 2015-16
	***DHEC - EMS Grant-In-Aid 2520:**							
	Revenues:							
459100	DHEC - EMS Grant-In-Aid	21,044	21,044	21,044	21,044	21,044		
461000	Investment Interest	0	0	0	0			
801000	Op Trn from General Fund	1,225	0	1,450	1,450	1,450		
	****Total Revenue**	22,269	21,044	22,494	22,494	22,494	0	0
	*****Total Appropriation**				40,566	22,494	0	0
	FUND BALANCE Beginning of Year				18,123	51	51	51
	FUND BALANCE - Estimated End of Year				51	51	51	51

Fund: 2520
Division: Public Safety
Organization: 131400 - Emergency Medical Services

Object Code	Expenditure Classification	2013-14 Expend	2014-15 Expend (Dec)	2014-15 Amended (Dec)	***BUDGET*** 2015-16 Requested	2015-16 Recommend	2015-16 Approved
	Personnel						
	*** Total Personnel**	**0**	**0**	**0**	**0**	**0**	**0**
	Operating Expenses						
520201	Physical Fitness Program	4,197	0	0			
525210	Conference, Meeting & Training Expense	0	0	22,494	22,494		
529903	Contingency	0	0	72	0		
	*** Total Operating**	**4,197**	**0**	**22,566**	**22,494**	**0**	**0**
	**** Total Personnel & Operating**	**4,197**	**0**	**22,566**	**22,494**	**0**	**0**
	Capital						
540010	Minor Software	0	0	0			
	All Other Equipment	0	0	18,000			
	**** Total Capital**	**0**	**0**	**18,000**	**0**	**0**	**0**
	*****Total Budget Appropriation**	**4,197**	**0**	**40,566**	**22,494**	**0**	**0**

Section V – PROGRAM OVERVIEW

EMERGENCY MEDICAL SERVICES DIVISION
GRANT-IN-AID

The DHEC EMS Grant-in-Aid Program is intended to provide financial assistance to counties to improve and upgrade the EMS system in order to reduce injuries and the loss of life. All DHEC licensed ambulance services that provide emergency treatment and transport services are eligible to receive grant funds. Grant funds are awarded on a 94.5% state / 5.5% county matching fund basis.

SECTION VI.C – OPERATING LINE NARRATIVES

EMERGENCY MEDICAL SERVICES

525210 – CONFERENCE AND MEETING EXPENSES **$22,494**

Funds are needed to train Paramedics in order to implement full staffing.

4 Students @ $5,623.50 = $22,494

COUNTY OF LEXINGTON
ECONOMIC DEVELOPMENT
Annual Budget
FY 2015-16 Estimated Revenue

Object Code	Revenue Account Title	Actual 2013-14	Received Thru Dec 2014-15	Amended Budget Thru Dec 2014-15	Projected Revenue Thru Jun 2014-15	Requested 2015-16	Recommend 2015-16	Approved 2015-16
	***Economic Development 2000:**							
	Revenues:							
417100	Fee In Lieu of Taxes	5,303	0	572	572	572		
417120	Fee In Lieu of Taxes - Prior Year	0	0	0	0			
438905	Cell Phone Sales	100	0	0	0			
450000	Rental Income	0	0	0	0			
459900	Miscellaneous Payments & Grants	17,500	0	0	0			
461000	Investment Interest	965	639	1,192	1,192	1,526		
821000	R.E.T. from General Fund	441,000	516,000	516,000	516,000	516,000		
	****Total Revenue**	464,868	516,639	517,764	517,764	518,098	0	0
	**** Total Appropriation**				972,578	649,869	0	0
	Unused Appropriations							
	Contingency				(69,043)			
	Utilities/Saxe Gotha Industrial Park				(71,359)			
	Certified Sites Program				(128,370)			
	Site Improvement Programs				(73,887)			
	FUND BALANCE							
	Beginning of Year				460,117	347,962	347,962	347,962
	FUND BALANCE - Projected							
	End of Year				347,962	216,191	347,962	347,962

COUNTY OF LEXINGTON
ECONOMIC DEVELOPMENT
Annual Budget
Fiscal Year - 2015-16

Fund 2000
Division: Economic Development
Organization: 181100 - Economic Development Projects

Object Code	Expenditure Classification	2013-14 Expend	2014-15 Expend (Dec)	2014-15 Amended (Dec)	BUDGET 2015-16 Requested	BUDGET 2015-16 Recommend	BUDGET 2015-16 Approved
	Personnel						
	*** Total Personnel**	**0**	**0**	**0**	**0**	**0**	**0**
	Operating Expenses						
520103	Landscaping/Ground Maintenance	22,280	5,702	30,000	15,000		
525302	Util/Saxe Gotha Industrial Park	774	281	71,640	60,000		
529903	Contingency	0	0	69,043	0		
534278	SC State Museum Foundation	0	0	0	0		
537010	Certified Sites Program	0	0	128,370	0		
537011	Site Improvements Program	0	0	73,887	0		
	*** Total Operating**	**23,054**	**5,983**	**372,940**	**75,000**	**0**	**0**
	**** Total Personnel & Operating**	**23,054**	**5,983**	**372,940**	**75,000**	**0**	**0**
	Capital						
5AD758	Airport Connector STIB Application	21,500	0	0	0		
	****Total Capital**	**21,500**	**0**	**0**	**0**	**0**	**0**
	Other Financing Uses						
811000	Op Trn to General Fund/Cty Ordinary	0	0	0	0		
814506	Op Trn to Saxe Gotha Industrial Park	0	0	0	0		
815801	Op Trn to Lex Cty Airport Capital Projects	0	0	0	0		
	****Total Other Financing Uses**	**0**	**0**	**0**	**0**	**0**	**0**
	***** Total Budget Appropriation**	**44,554**	**5,983**	**372,940**	**75,000**	**0**	**0**

SECTION V - PROGRAM OVERVIEW

Summary of Programs:

Program 1 – Economic Development Projects

Program 1: Economic Development

Objectives:

To interface with new industry and current industries to stimulate new investment in Lexington County. This investment involves physical capital. An investment in physical capital, i.e., land, building and infrastructure is central to the continued increased in the tax base of the County. This function is essential to building the communities that the County of Lexington strives to maintain and improve.

The goal is to work cooperatively with the Central SC; the South Carolina Department of Commerce; all the Utilities that serve the County; the various Units of Local Governments that comprise the County and the various Economic Development Allies. Additionally, to actively market and promote the County, internally and externally which would result in the fostering of new investment and job creation.

Service Standards:

a. To assist and advise the County Council, County Administrator and select department heads in all aspects of economic development.
b. To coordinate the economic development efforts with the County's Chief Legal Counsel.
c. To maintain an atmosphere of cooperation and support for industrial development.
d. To foster the creation of new product (industrial sites).
e. To continue to work to market the industrial sites in the County (both new and existing).
f. To sustain an annual plan of action.
g. To provide economic development educational opportunities, to staff, to increase the awareness of market trends, updated web appearance and information, all in an effort to better position and market the County.
h. To respond to the inquiries and needs of companies considering the County for a new location or fulfilling the needs of existing industry wishing to expand.
i. To continue to expand the existing industry call program.

SECTION V1.C. – Operating Line Item Narratives

520103 – LANDSCAPING / GROUND MAINTENANCE **$ 15,000**

This represents the estimated cost of maintaining the landscaping at the Saxe Gotha Industrial Park.
$1,250 will be the average per month for 2015-2016.
$1,250 X 12=$15,000

525302—UTIL/SAXE GOTHA INDUSTRIAL PARK **$ 60,000**

This represents the estimated cost of all the utilities of the Saxe Gotha Industrial Park.
$4,740 / per month—Site Lighting
$260 / per month—Sign Lighting & Sprinkler Meters
$5000 x 12 = $60,000

COUNTY OF LEXINGTON
ECONOMIC DEVELOPMENT
Annual Budget
Fiscal Year - 2015-16

Fund 2000
Division: Economic Development
Organization: 181101 - Economic Development Administration

Object Code	Expenditure Classification	2013-14 Expend	2014-15 Expend (Dec)	2014-15 Amended (Dec)	2015-16 Requested	*BUDGET* 2015-16 Recommend	*BUDGET* 2015-16 Approved
	Personnel						
510100	Salaries & Wages - 3	149,675	86,517	194,305	194,305		
510200	Overtime	90	0	0	0		
511112	FICA - Employer's Portion	11,002	6,360	14,864	14,864		
511113	State Retirement - Employer's Portion	15,888	9,430	21,179	21,490		
511120	Employee Insurance - 3	23,400	11,700	23,400	23,400		
511130	Workers Compensation	2,790	1,372	2,915	3,081		
519999	Personnel Contingency	0	0	0	0		
	*** Total Personnel**	**202,845**	**115,379**	**256,663**	**257,140**	**0**	**0**
	Operating Expenses						
520221	Website Service	4,000	4,000	5,000	4,000		
520300	Professional Services	7,924	70	8,000	8,000		
520400	Advertising & Publicity	19,097	9,129	19,755	20,000		
520500	Legal Services	29,902	12,629	30,000	30,000		
520700	Technical Services	3,759	0	5,000	5,000		
520704	Computer Security & Management Services	0	0	0	0		
521000	Office Supplies	1,226	961	1,200	2,050		
521100	Duplicating	143	18	100	50		
524000	Building Insurance	13	80	149	84		
524201	General Tort Liability Insurance	585	608	603	626		
524202	Surety Bonds	0	0	30	0		
525000	Telephone	1,118	476	900	955		
525020	Pagers & Cell Phones	0	0	0	0		
525021	Smart Phone Charges	1,460	581	1,400	1,400		
525041	E-mail Service Charges - 3	210	101	243	245		
525042	SharePoint Service Charges	0	0	0	0		
525100	Postage	264	319	545	500		
525110	Other Parcel Delivery Service	0	0	100	0		
525210	Conference, Meeting & Training Expense	10,354	11,083	15,000	20,100		
525230	Subscriptions, Dues, & Books	770	925	1,000	1,315		
525240	Personal Mileage Reimbursement	3,740	2,327	4,200	6,150		
525250	Motor Pool Reimbursement	189	0	200	0		
525300	Utilities - Administration	3,301	3,256	7,200	7,900		
529903	Contingency	0	0	0	0		
529942	Dedication/Groundbreaking Expenses	0	0	0	0		
534301	Central Carolina Econ. Develop Alliance	105,000	52,500	105,000	105,000		
534303	Riverfront Alliance	51,000	25,500	51,000	51,000		
534310	Greater Cola Chamber of Commerce	20,000	0.	0	0		
534311	Contribution - Cayce Gateway Sign	0	10,000	10,000	0		
537006	USC Incubator Project	25,000	12,500	25,000	25,000		
537173	Community Open Land Trust (Lex. Greenway Alliance	15,000	0	0	0		
537190	Engenuity SC	25,000	12,500	25,000	25,000		
537193	Navigating Good to Great Foundation	25,000	12,500	25,000	0		
	*** Total Operating**	**354,055**	**172,063**	**341,625**	**314,375**	**0**	**0**
	**** Total Personnel & Operating**	**556,900**	**287,442**	**598,288**	**571,515**	**0**	**0**

COUNTY OF LEXINGTON
ECONOMIC DEVELOPMENT
Annual Budget
Fiscal Year - 2015-16

Fund 2000
Division: Economic Development
Organization: 181101 - Economic Development Administration

Object Expenditure Code	Classification	2013-14 Expend	2014-15 Expend (Dec)	2014-15 Amended (Dec)	BUDGET 2015-16 Requested	2015-16 Recommend	2015-16 Approved
	Capital						
540000	Small Tools & Minor Equipment	131	0	300	300		
540010	Minor Software	341	0	350	350		
	All Other Equipment	11,827	597	700	2,704		
	****Total Capital**	**12,299**	**597**	**1,350**	**3,354**	**0**	**0**
	***** Total Budget Appropriation**	**569,199**	**288,039**	**599,638**	**574,869**	**0**	**0**

SECTION IV

COUNTY OF LEXINGTON
NEW PROGRAM
Capital Item Summary
Fiscal Year - 2015-16

Fund # 2000 Fund Title: Economic Development
Organization # 181101 Organization Title: Economic Development Administration
Program # 180 Program Title: Community & Economic Development

Qty	Item Description	***BUDGET*** 2015-16 Requested Amount
540000	Small Tools & Minor Equipment	300
540010	Minor Software	350
2	F3 Laptop-Rpl	2,250
1	Samsung Galaxy Tab 4 with Android KitKat 4.4 OS	354
1	Table for Conference Room (to hold telephone and laptop)	100

** **Total Capital (Transfer Total to Section III)** **3,354**

SECTION V. - PROGRAM OVERVIEW

Summary of Programs:

Program 1 – Economic Development

Program: Economic Development

Objectives:

To interface with new industry and current industries to stimulate new investment in Lexington County. This investment would comprise both human and physical capital. The investment in human capital correlates directly to the creation of job opportunities for the citizens of the County. An investment in physical capital, i.e., land, building and equipment is central to the continued increased in the tax base of the County. Both of these functions are essential to building the communities that the County of Lexington strives to maintain and improve.

The goal is to work cooperatively with the Central South Carolina Alliance; the South Carolina Department of Commerce; all the Utilities that serve the County; the various Units of Local Governments that comprise the County and the various Economic Development Allies. Additionally, to actively market and promote the County, internally and externally which would result in the fostering of new investment and job creation.

Service Standards:

a. a. To assist and advise the County Council, County Administrator and select department heads in all aspects of economic development.
b. To coordinate the economic development efforts with the County's Chief Legal Counsel.
c. To maintain an atmosphere of cooperation and support for industrial development.
d. To foster the creation of new product (industrial sites).
e. To continue to work to market the industrial sites in the County (both new and existing).
f. To sustain an annual plan of action.
g. To provide economic development educational opportunities to staff, to increase the awareness of market trends, updated web appearance and information, all in an effort to better position and market the County.
h. To respond to the inquiries and needs of companies considering the County for a new location or fulfilling the needs of existing industry wishing to expand.
i. To continue to expand the existing industry call program.

	SERVICE LEVELS			
Service Level Indicators:	**Actual FY 11/12**	**Actual FY 12/13**	**Estimated FY 13/14**	**Projected FY 14/15**

SECTION VI. - LINE ITEM NARRATIVES

SECTION VI. A - LISTING OF REVENUES

417100 – Fee in Lieu of Taxes **$ 572**

Based on discussions with Finance Department.

461000 –Investment Interest **$ 1,526**

Based on YTD activity.
YTD activity: $763/6 = $127.17
$127.17 x 12 = $1,525.99

821000 – Residual Equity Transfer from General Fund **$ 516,000**

Based on current year needs.

SECTION VI. B - LISTING OF POSITIONS

Current Staffing Level:

Job Title	Positions	Full Time Equivalent General Fund	Other Fund	Total	Grade
Director	1	1		1	30
Project Manager	1	1		1	17
Administrative Assistant	1	1		1	07
Total Positions	3	3		3	

All of these positions require insurance.

Display organization flowchart:

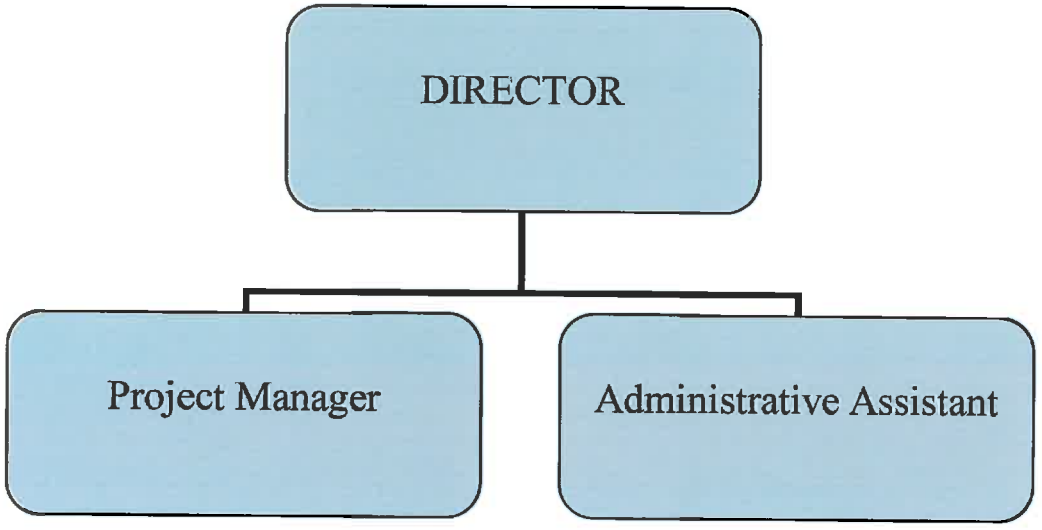

SECTION VI. C - OPERATING LINE ITEM NARRATIVES

520221 – WEBSITE SERVICES **$ 4,000**

This is the cost of the annual maintenance and site upgrades to the website $ 2,500
This is the cost of the annual technical support for the website $ 1,500

520300 – PROFESSIONAL SERVICES **$ 8,000**

To cover the following annual costs:

The continuation of the Existing Industry Call Program and the ongoing strategic Marketing and Recruitment Plan for Economic Development. Plan to include all aspects of marketing and recruitment activities.

520400 – ADVERTISING & PUBLICITY **$20,000**

To cover the following annual costs:

The costs associated with the Industry Appreciation event and the branding of the County to include promotional material and brochures to date based on historical expenses.
Expenses through 12/2014--$15,330

520500 – LEGAL SERVICES **$ 30,000**

To cover the following annual costs:

The costs of legal advice and document preparation on economic development projects and based on YTD and historic activity.

$15,456 / 6 = $2,576
$2,576 x 12 = $30,912

520700 – TECHNICAL SERVICES **$ 5,000**

To cover the following annual costs:

This covers 33 hours @ $150 per hour for Phase 2 upgrades to the SharePoint CRM system. The following features will be included in the upgrade:

- Additional data capture forms.
- Automated servicing features: The new system should auto-generate e-mails / letters based upon rules set forth by Economic Development (i.e. new contact "Welcome" letters and automated "renewal" type correspondence).
- An "event" module that records attendee / sponsorship information
- A tickler feature that allows the user to setup reminders for business events

520704 – COMPUTER SECURITY AND MANAGEMENT SERVICES **$0**

52100 – OFFICE SUPPLIES **$ 2,050**

To cover routine office supplies (paper, pencils, ink cartridges, file folders, notebooks, dividers, envelopes, etc.).

Miscellaneous office supplies based on 3 employees $62 x 12=$740	$740
BLACK Toner printer cartridge (1 high yield, 1 low yield)	$221
COLOR (Magenta, Yellow, Cyan) Toner printer cartridges (1 high yield, 1 low yield on each color)	$1,089

521100- DUPLICATING **$ 50**

This appropriation covers the cost of making copies of internal work papers, reports, budget forms, procurement forms, finance forms and other documents (Based on 1000 copies @ $0.05=$50)

Used 350 through 12/31/14
350 x 2 = 700

524000 – BUILDING INSURANCE **$ 84**

To cover the cost of allocated building insurance per schedule.

525041 – GENERAL TORT LIABILITY INSURANCE **$ 626**

To cover the cost of general tort liability insurance per the schedule from Risk Management.

524202 –SURETY BONDS **$ 0**

FY 2015-2016 is a non-surety bond year.

525000 – TELEPHONE **$ 955**

This appropriation is to cover all of the telephone services including engagements, and communications with non-local departments within the County. There are 4 lines in the department.

3 existing lines with voicemail x $20.07=$60.21
1 existing line without voicemail x $19.00 = $19.00
$79.21 x 12 months = $950.52

Access charges per FCC order and taxes already included in the $79.21.

525021 – SMART PHONES **$ 1,400**

This appropriation is to cover all of the cellular telephone services and PDA services. There are two cell phones in the department.

2 existing smart cell phones
1 with Hot Spot @ $62.99 / month
$62.99 x 12= $755.88
1 without Hot Spot @ $52.99 / month
$52.99 x 12=$635.88

525041 – EMAIL SERVICE CHARGES **$ 245**

This appropriation is to cover all of the email service charges. There are three email accounts in the department.

3 existing email accounts @ $6.75 per month
$6.75 x3x12 months = $243

525100 - POSTAGE **$500**

To cover the estimated costs of mailing miscellaneous reports and office correspondence.

2 Industry Appreciation mailings—300 pieces @ $0.49 = $294
Normal average monthly mailed pieces =30
30 x $0.49x12 months = $176.40

525110 – OTHER PARCEL DELIVERY **$0**

Delivery by UPS or FEDEX

525210- CONFERENCE & MEETING EXPENSE **$ 20,100**

To cover the costs of attending the National and South Carolina economic development conferences and meetings, the costs of training workshops, local development workshops, personal development workshops and target marketing trips. To maintain technical competence of professional staff to include continuing education hours for staff: SCCED (South Carolina Certified Economic Developer) and CEcD (Certified Economic Developer). Addtionally, to cover board meetings for the South Carolina Economic Development Council (SEDC).

Conferences & Meetings:

SCEDA (South Carolina Economic Developers Association Annual Conference)	
(2 @ $800.00)	$1,600.00
SCEDA (Fall Conference)	
(2 @450.00)	$900.00
Basic Economic Development Course	
(1 @ $1,500.00)	$1,500.00
Central SC Alliance / Dept. of Commerce / SC Power Team (Targeted Marketing Trips)	
(2 @ $3,000.00)	$6,000.00
Southern Economic Development Council Annual Conference (1)	
Southern Economic Development Council Meet the Consultants (1)	
Southern Economic Development Council Board Meetings (4)	
(6 @ $1,550.00)	$9,300.00
Miscellaneous local events (i.e. Power Breakfasts, etc.)	$800.00
Power Breakfasts (4@ $200) = $800.00	

525230 – SUBSCRIPTIONS, DUES, & BOOKS **$ 1,315**

To cover annual membership dues, professional subscriptions and updates, and other related costs including the following:

Memberships:	
SCEDA (2 @ $200)	$400.00
SCEDA web link (1 @ $75.00)	$75.00
SEDC (2 @ $225.00)	$450.00
Leadership Lexington County (1 @ $45.00)	$45.00
IEDC (1@ $345.00)	$345.00

525240 – PERSONAL MILEAGE REIMBURSEMENT **$ 6,150**

To cover reimbursement for use of personal vehicles by the Economic Development Department staff on County business.

Director--$1,745 /5 = $349.00 x 12 = $4,188
Project Manager-- $163.50 x 12 = $1,962

525250– MOTOR POOL REIMBURSEMENT **$ 0**

Use of fleet vehicle for Economic Development purposes.

525300 – UTILITIES ADMINISTRATION BUILDING **$ 7,900**

To cover the cost of utility allocation for the administration building based on 2.79% of the building.
Estimated monthly cost of $660 x 12 = $7,900.

534301 – CENTRAL CAROLINA ECONOMIC DEVELOPMENT ALLIANCE **$105,000**

To cover the cost of membership dues--$97,000
To cover the cost of tax transcripts--$8,000

534303 – RIVERFRONT ALLIANCE **$51,000**

To cover the cost of membership dues.

537006 – USC INCUBATOR **$25,000**

To cover a portion of the cost to operate the Incubator.

537190 – ENGENUITYSC **$25,000**

To cover costs to support the Columbia Regional Competitiveness Initiative. The initiative is a 5 year project to grow existing regional business clusters in the Midlands.

SECTION VI. D - CAPITAL LINE ITEM NARRATIVES

CAPITAL REQUEST

540000 – SMALL TOOLS & MINOR EQUIPMENT $ 300

To replace calculators, cell phones, and minor equipment

540010 – MINOR SOFTWARE $ 350

To purchase software that may be required to maintain the existing industry call program and to create various databases that can be shown before departments.

OTHER EQUIPMENT $ 2,704

- Galaxy Tablet--$354
- 2 Dell Function 3 Laptops (Replacements per schedule given by I/S)--$2,250
- Table for conference room--$100

mywebsiteguys
Web. Branding. Interactive

540 Saddlebrook Drive | Rock Hill, South Carolina 29730 | Phone: 803-235-8684 | Email: keithgovals@comporium.net

December 11, 2014

Mr. Chuck Whipple
Economic Development Director
Lexington County Government
212 South Lake Drive, Suite 502
Lexington, SC 29072

Dear Mr. Whipple:

I am in receipt of your letter requesting information for the FY 2015-2016 budget for Lexington County. MyWebSiteGuys, if approved by your office, would provide the following services for the Lexington County Economic Development Department:

- MyWebSiteGuys.com will provide customized website marketing services via the Lexington County ED website which is licensed for use through MyWebSiteGuys.com.
- MyWebSiteGuys.com will provide technical support and updates to the website as needed by the ED staff.
- MyWebSiteGuys.com will work with the ED staff to maintain all databases and mobile versions of the website.

The use of the website meets the objectives as stated by:

- Providing the public and existing industry with economic development services online as well as potential new business that may consider Lexington County for its new operations.
- The economic development website is utilized by business and industry as well as the general public to learn more about Lexington County therefore it is a tool to be used in the management of growth in the County and to recruit new business and industry.
- The cost of the website is below market rate which provides cost savings to the County

The cost for technical support and updates for the FY 2015-2015 budget year remains the same as past years at a cost of $4,000.00.

MyWebSiteGuys.com appreciates your business and we look forward to working with Lexington County Economic Development for yet another year.

Sincerely,

Keith Tunnell, Owner
MyWebSiteGuys.com

SEDC | Southern Economic Development Council

CONNECT · DEVELOP · GROW

January 20, 2015

Chuck Whipple, SCCED
Lexington County Economic Development Department
212 South Lake Drive, Suite 502
Lexington, SC 29072

Dear Mr. Whipple:

Happy New Year!

SEDC is off to an excellent start in this New Year, and I hope you are experiencing positive growth and activity in your area as well. As your regional professional economic development organization, the Southern Economic Development Council continues to provide relevant and cutting-edge economic development training through educational and networking opportunities. As we begin our new year, I want to take a moment to thank you for your support of our great professional organization.

2014 was a wonderful year for SEDC. We had three successful events, all with extremely high marks from our attendees. As we continued down the "Road to 1,000," we saw tremendous growth with the addition of almost 200 new members and hit an eight-year high with over 1,000 members at the end of the year! We could not have had such a successful year without the help of our hardworking board – especially the 2014 officers lead by Chairman Hal Johnson. Our 2nd Vice chairman, Chuck Whipple, led our membership recruitment campaigns. Bob Leak, Jr., our Secretary and Treasurer, kept the association financially sound. I look forward to working with these gentlemen as well as our new executive committee member, Sam Powers, to continue this great momentum. I encourage you all to take a moment to find out how you can volunteer with SEDC and help make a difference. SEDC is your organization, and you will get out of it what you put in to it.

In 2015, we will continue to reach new heights with our continued tradition of premier annual events and networking opportunities. We are currently developing three great educational events this year for our SEDC members:

- ***Meet the Consultants***: March 31- April 1, 2015. This event, our eighth year in the series, has been consistently ranked by our members as one of SEDC's top events. This year, we are headed to Chicago, where we will have six panels comprising of eighteen site location consultants. This day-and-a-half event will also include a networking reception with Chicago-area site location consultants. Sponsorship opportunities are still available for this event, so visit our website for more information. Come early or stay late and set up some of your own meetings in the region. This is a great opportunity to market your community or state.

- ***SEDC Annual Conference:*** July 26-28, 2015. Join SEDC members in Savannah, GA, for our Annual Conference, "Bridges to Success—Trade, Talent & Technology, Driving Job Creation." Information on the conference, including a schedule and hotel information, can be found on the SEDC web site. The conference committee is working hard to bring you a great event with lots of local Savannah flair. You don't want to miss this spectacular event!

- ***Young Professionals Meet the Consultants:*** Fall 2015. Our Young Professionals shared interest group, comprised of our SEDC members aged 35 and under, will be hosting their fifth annual event this fall in Dallas. It will be a day-and-a-half event with Dallas-area site location consultants and professional development speakers.

We encourage you to utilize your membership benefits such as our Career Center, *ASK SEDC*, and our site location consultants contact page. Don't forget to join in the conversation on our blog, Facebook page, Twitter, and LinkedIn. Links to all of these can be found on the SEDC home page at www.sedc.org. Also, please take a moment to visit the board listing on our web site and get to know your state directors, alternates, and committee chairs. These are the members who can assist you in getting the most out of our membership and can help you get involved. As always, feel free to contact any of us below. Last, I challenge each of you to invite one new member to our organization – no one can sell it better than you!

Happy New Year! Let's make 2015 be our best year yet!

All the best,



Michael M. Philpot, CEcD
Chairman
mphilpot@wtia.org

Central SC
Business Friendly. Business Ready.

A 1201 Main Street Suite 100
Columbia, SC 29201

W centralsc.org

P (803) 733-1131

February 6, 2015

Joe G. Mergo, III
County Administrator
Lexington County
212 South Lake Drive
Lexington, SC 29072

Dear Joe,

The Central South Carolina Alliance is pleased to submit to the Lexington County Council our annual budget request for fiscal year 2015-2016. As you can see, our request for funding is $97,000, the same as this year. We would truly appreciate your consideration in increasing the annual allocation to $122,000 to match the City of Columbia's investment. We welcome the opportunity to meet with you at your convenience to discuss this request. In addition, $8,000 to report your tax transcripts.

Included in this package is a listing of all funding sources as well as proposed expenditures. This is an early draft document and has not been formally presented to the Board of Directors. I have also included our Annual Report.

On behalf of the Board of Directors of the Central SC Alliance, it is an honor to represent Lexington County and its citizens. Please contact me if there are any questions regarding this request.

Sincerely,

Mike Briggs

G. Michael Briggs
President and CEO



Central SC
Business Friendly. Business Ready.

Central SC Alliance	Proposed Budget 2015-2016	
Income		
	City of Columbia	$122,000
	Calhoun County	$72,000
	Clarendon County	$72,000
	Fairfield County	$72,000
	Kershaw County	$72,000
	Lexington County	$97,000
	McCormick County	$36,000
	Newberry County	$72,000
	Orangeburg County	$72,000
	Richland County	$97,000
Total Public Sector		**$784,000**
	Business Community	$578,000
	Contract Services	$11,000
	Sponsorships	$50,000
	Grants Revenue	$500,000
Total Private/Grants		**$1,139,000**
Total Income		**$1,923,000**
Expenses		
	Personnel Services	$1,040,000
	Operating Expenses	$85,000
	Overhead	$205,000
	Executive & Administration	$55,000
	Research & ED	$113,000
	Marketing	$390,000
	Investor & Public Relations	$35,000
Total Expenses		**$1,923,000**
Net Ordinary Income		$0

THE RIVER ALLIANCE

What 90 miles of river can be.

January 26, 2015

Mr. Charlton L. Whipple
Economic Development Director
Lexington County
212 S. Lake Drive
Lexington, South Carolina 29072

Dear Mr. Whipple:

The River Alliance requests Lexington County's support in the FY 2015-2016 budget. This is under the terms of the Agreement of The River Alliance, executed by River Alliance and Lexington County (et. al.) in February of 1995. We are requesting a total of $51,000.00 for the budget year, payable quarterly.

Enclosed is our draft budget for 2015-2016, showing
- all funding sources anticipated, including, in addition to Lexington County, Richland County, the City of Cayce, the City of Columbia and the City of West Columbia, and private funding;
- detailed utilization of the funding.

We continue to provide high quality access to water to the population of Lexington and Richland Counties, totaling 673,008 persons, plus the ever increasing number of our area visitors. This recreational amenity improves the overall quality of life and concurrent tax base growth. We opened two and a half miles of Greenway in Lexington County this year. The required property has transitioned to public ownership. The "12,000 Year History Park" on Congaree Creek is moving forward with our partnership, including the National Park Service. The I-26 Saluda Crossing will move into design and will link to the Richland County Saluda Riverwalk, funded by the "Transportation Penny." The Saluda is a high priority and funding is allocated for 2015-2016. We continue to see heavy use on all projects.

As always, if you have any questions about this grant request, or on any other matter, please feel free to call me at 765-2200.

Regards,

Michael T. Dawson
Chief Executive Officer

Enclosures: 2015-2016 River Alliance Draft Budget
River Alliance Agreement

Cc: Todd Cullum
Debra Summers
Joe Mergo, III

EXPENSES

Structural/Personnel Expenses	
Payroll	$120,000
Employee benefits and taxes	$36,000
Total - Structural/Personnel Expenses	$156,000

Operating Expenses	
Bank Charges	$150
Audits/Reports	$2,000
Bookkeeping/Accounting Specialists	$1,800
Company Vehicle/Mileage	$2,000
Computer Software	$1,000
Computer - Network & Maintenance	$1,000
Dues & Subscriptions	$780
Education	$700
Equipment Lease/Rental	$5,000
Insurance	$5,343
Legal	$3,000
Licenses, Permits, Registrations	$787
Office Furniture	$500
Office Supplies	$4,000
Postage & Delivery	$1,000
Rent	$3,000
Office Services	$2,000
Repairs & Maintenance	$750
Telephone & Internet	$6,240
Travel & Conferences	$3,000
Director's Discretionary Funds	$1,000
Total - Operating Expenses	**$45,050**

Program Expenses	
Fundraising	$1,000
Marketing/Public Information	$10,800
Professional Services/Costs	$25,000
Three Rivers Greenway	$15,000
River Recreation & Protection	$2,500
12000 Year History Park	$15,000
Total - Program Expenses	**$69,300**

EXPENSES	
Structural/Personnel Expenses	**$156,000**
Operating Expenses	**$45,050**
Program Expenses	**$69,300**
TOTAL EXPENSES	**$270,350**
TOTAL SURPLUS/DEFICIT	**$4,945**

USC/COLUMBIA TECHNOLOGY INCUBATOR



Chuck Whipple
Director-Economic Development
Lexington County
212 South Lake Drive
Suite 603
Lexington, SC 29072

Mr. Whipple:

Once again, thank you for the continued support that Lexington County has provided to the USC/Columbia Technology Incubator for the past several years. It has helped our program immensely grow and thus assist over 50 companies this past year, graduate 11 companies, add more support staff, and even catch the attention of Inc Magazine who featured us as one of the "Top University Tied Incubators to Watch." We expect this year to be even more progressive by introducing new programs and recruiting more promising technology based businesses. Specifically, we plan to launch the second class of our startup accelerator, firedUP, further recruit for our affiliate program, and continue to improve the overall infrastructure of the Incubator. The transition to a nonprofit has been successful and allowed us to operate as our own separate entity while still maintaining a close relationship with the university, your county, and other benefactors. Specifically, we intend to expand our services with the addition of more category experts for our monthly service days, host more programmatic events (ex. Open house, Need Nights, Service Days, Graduation, etc.) for approximately $5,000, infrastructure upgrades for $30,000, and additional program resources for $20,000.

We continue to grow companies that not only have employees residing in Lexington County, but also choose to locate in Lexington County once they graduate. The latest example is Bridge to Life, which moved their over $12M operation and employees earning an average salary over $75,000 to Lexington County last year. Please see the attached letter from Bridge to Life's John Bruens. In addition, recent graduate, Transfer Point Inc., is currently coordinating efforts to relocate their nearly $3M operation to the Chapin area.

1225 Laurel Street[Street Address]
Columbia, SC 29201
Phone: 803-545-4423
E-Mail: laura@usc-columbiaincubator.org
Web: usc-columbiaincubator.org

Attached is an overview of our prospective budget, which includes Lexington County's continued support at levels consistent with prior years.

We hope that the Lexington County Council can renew its support for the 2014-2015 fiscal year with a donation of $25,000.

Sincerely,

Laura Corder
Director of Communications

NCOME REVENUE OVERVIEW:	
Private Contributions/Donations	$30,000
College & University Contributions	$135,000
Local Government Support	$62,500
Rental Income & Affiliate Due	$253,810
CETi Support & Program Revenue	$67,590
TOTAL REVENUE:	**$548,900**

OPERATING EXPENSES OVERVIEW:	
Salaries	$265,995
Building Operations Expenses	$156,865
Program Expenses	$88,015
Marketing	$9,895
Office & Computer Expenses	$4,450
Other Operating Expenses	$23,680
TOTAL EXPENSES:	**$548,900**



June 24, 2014

Mr. William Kirkland
Executive Director
USC/Columbia Technology Incubator
1225 Laurel St. Suite 108
Columbia, SC 29201

Dear Bill:

In 2008, Bridge to Life, in collaboration with SCLaunch, made the corporate decision to locate its global commercial headquarters to South Carolina. Other states, like Florida, Maryland, and Arizona were also vying for Bridge to Life's relocation, however after meeting with the principles in Columbia, the decision to move to SC was made. As a small start-up medical device/bio-pharm product supplier, its was critical for the company to select a landing place that would allow the company to both focus its resources on building a profitable business, as well as having access to business professionals and support services that could helps us in the early stages.

Through the programmatic support, mentoring, contact generation, and countless events, the USC/Columbia Technology Incubator has made a significant impact on my company's success. Since our 2013 graduation ceremony, we have relocated to a new facility in Lexington County and continue to expand. Our last fiscal year resulted in over $12M in gross revenues with our average employees receiving $75,000 in salaries, and we opened an International Office in the United Kingdom.

I will say, without hesitation, that Bridge to Life would not be the success story it is today without the on demand, customized coaching and individual support received in critical times of business-building and negotiations. The connections made at the Incubator, including reliable lawyers, accountants, banking professionals, and local business leaders were absolutely invaluable. Aside from the programmatic support, the Incubator offered a unique collaborative work environment where ideas could be shared with other entrepreneurs and allowed us to stay focused on what was most important, our company. I cannot thank the Incubator enough for having the dedication and faith in what was a little startup. Please use my testimony as proof that Incubation, and specifically the USC Technology Incubator is a key component to economic development and job creation.

Sincerely,

John Bruens
Chief Commercial & Business Development Officer
Bridge to Life, LTD

Exhibit A
Services and Benefits to Lexington County

The USC/Columbia Technology Incubator nurtures the Midlands entrepreneurs and their new companies. Since its inception in 1998, the Incubator has provided opportunities for startups to commercialize their innovative ideas. The program has produced successful, financially viable and freestanding businesses all while creating hundreds of additional jobs in the community. This would not be possible without the strategic partnership with Lexington County. Listed below are the key deliverables for the Incubator.

Economic Development Strategic Plan Deliverables:

Recruit 5-10 new innovative businesses
Graduate 5 companies
Facilitate opportunities for landing parties
Continue partnership with USC's Startup Center in their community outreach programs
Grow e-distribution to larger audience (currently over 2,000)
Conduct 1500 hours annually in consulting services
Recruit additional specialized company mentors
Collaborate closely with Chuck Whipple and Lexington County's Economic Development Office
Implement Service Days and host programmatic events in Lexington County
Speak during Lexington Chamber's Breakfast Series
Plan to host Startup Grind (Google for Entrepreneurs global program in the spring)
SBIR Workshops
Showcase Lexington and quality of life to startup accelerator teams in firedUP
Expand programmatic resources and structures directly related to the enrolled startups that create more sustainable companies and enables job creation
Continue to recruit and add affiliate members from Lexington County





USC/COLUMBIA TECHNOLOGY INCUBATOR

SUMMARY REPORT

The USC/Columbia Technology Incubator through its' partnership with Lexington County and other support, has experienced much growth of the past year. It is our continued goal to provide opportunities for startups to commercialize their innovative ideas and produce successful, financially viable businesses all while creating additional jobs in the community. Listed below is a summary of what has been achieved to support that goal.

Economic Development Summary Report:

Enrolled 25 new technology businesses
Graduated 11 companies into the Midlands community over the past two years
- 2014 Ceremony was largest to date with over 250 in attendance
- Graduating 5 additional companies in 2015

Economic Development Administration award of $1.91M for new facility
- Ground Breaking 2015

Hosted SHOWCASE, Open House event
- More than 200 people in attendance

Featured in Inc. Magazine as one of the top university tied incubators "to watch" and other regional publications
Publishing monthly newsletter to more than 2,000 people
Launched new YouTube channel featuring the Midlands thriving startup community
Supporting 48 Active Companies (38 resident 10 non-resident)
- **Approximately 170 Full and part time jobs within the facility**
  - **Paid $458,764 in wages last month with average salary of $27,000**
  - **Gross Revenues of over $8M in past 6 months**
  - **Raised nearly $7M in Equity Capital over the past 12 months**

Initiated new coaching strategies
- Need Nights
- Service Days
- Rotational Support Phone Calls

Continued partnership with USC Startup Center and USC's Office of Economic Engagement
- Start! Series
- Start! Workshops
  - Hosted our largest SBIR workshop to date in October 2014
  - Facilitated $3M in funding so far
- The Proving Ground
- The Exchange (Women's support program)
- Consultations
- **Recognized as a Google for Entrepreneurs Partner**
  - Startup Grind
  - Startup Weekend
  - Access to Google resources and global network







Continued partnership with JEDA to launch the region's first startup accelerator, Tminus6, now known as firedUP
- Inaugural Class:
  - 60 Applications from 9 states
  - Accepted 6 teams across 5 industries
  - Graduated 5 companies with 15 participants
  - Recruited over 40 local and national mentors
  - 4 New products launched into the market
  - Partners invested $104,000 seed capital
  - 300 People in attendance for Demo Day
  - Over $10,000 in revenues generated by graduation
  - Companies received over $500,000 in follow-on private investment (as of October 2014)
- Launching second class First Quarter, 2015

Expanded consulting staff
Secured necessary intern support for startups
Conducted Biannual Review Sessions
1,000 Hours of consulting annually
Supplied administrative assistance to companies

engenuitySC

February 5, 2015

Mr. Charlton L. Whipple, SCCED
Economic Development Director
Lexington County
212 South Lake Drive, Suite 603
Lexington, SC 29072

Dear Chuck:

On behalf of the EngenuitySC Executive Committee, I am writing to request $40,000 from Lexington County for the 2015-16 fiscal year to support EngenuitySC's regional economic development and competitiveness work in Lexington County.

EngenuitySC is a non-profit, public-private economic development organization that develops and manages programs in the Lexington-Richland County region with a mission of increasing the competitiveness of the region. Our goal is to make our region more attractive to outside companies considering an investment and to address regional issues that encourage and entice existing companies to stay and grow here.

Funding Sources

Per your request, I am providing EngenuitySC's projected FY 2015-16 fiscal year funding sources. These projections were drawn from current year funding amounts and adjusted based on estimated, anticipated changes.

- Local Government: $180,000
- Education: $450,000
- Private Sector: $275,000

Funded Programs

We are requesting funding to be applied to the following projects that we manage for the benefit of Lexington County citizens.

Midlands Regional Competitiveness Report $10,000
EngenuitySC produces the Midlands Regional Competitiveness Report (MRCR), an annual economic competitiveness study which compares the Midlands of South Carolina to peer and aspirant regions around the southeast in five key indicators of competitiveness - Talent, Innovation, Entrepreneurship, High Impact Clusters, and Livability. The first edition of the MRCR was published in October 2014. The report has become an honest conversation starter and a catalyst for change across the region. We hope to use this report as we work with Lexington County, Lexington Chamber of Commerce and others to inform a conversation and drive action around regional collaboration. Other areas in our state have produced similar reports for years. EngenuitySC is proud to produce the report for the Midlands.

Lexington County K-12 STEM Programs $20,000

EngenuitySC has identified multiple educational opportunities for Lexington County schools and in some cases has already begun the early stages of working with local superintendents on designing programs to fit their needs. The following is a summary of programs these funds would support:

1. **STEM Program**: EngenuitySC is a Project Manager for two dynamic K-12 programs: Lower Richland High School STEM and the Richland School District 2 "Carolina Alliance for Technology". Through these programs students are exposed to coursework that will prepare them for advanced study at the collegiate level, as well as success in highly skilled careers with our state's most innovative companies. Students, parents and teachers in the STEM programs also benefit from exposure to a wide variety of enrichment and resources outside the classroom. EngenuitySC is working to bring this program to a high school in Lexington County in 2015.
2. **Soft Skills and Entrepreneurship**: EngenuitySC, in partnership with MEBA, Lexington School District One, Lexington/Richland School District Five and others, has applied for a SC Department of Commerce Innovation Grant to support bringing a program into Lexington County schools called "Preparing the Entrepreneurship Pipeline" or "PEP". PEP would build a pipeline of teachers, parents and high school students across the Midlands who are trained in entrepreneurship and soft skills development.
3. **Mobile STEM Kits**: EngenuitySC is in the early stages of development for a Midlands mobile STEM unit that would function as a traveling "lending library" of STEM educational kits. These kits are self-contained "trunks" complete with lesson plans, materials and equipment that can be easily integrated in a classroom setting. Once developed, Lexington County educators and volunteers would be able to check out the kits through an online reservation system. The online system will also capture pertinent information such as school, grade level, number of students served to be used for metric tracking.

Ignite! $5,000

EngenuitySC's annual celebration of economic competitiveness, entrepreneurship and innovation routinely draws a crowd of over 500 elected officials, business leaders, innovators, students and entrepreneurs to celebrate forward-thinking economic development and prosperity in the Midlands. The *Ignite!* Ideas Contest, which awards $5,000 to one Midlands entrepreneur, has become a signature part of the event.

NuHub $5,000

EngenuitySC and regional stakeholders join together in a collaborative called NuHub to maximize the economic and job creation impact of the nuclear industry on the Midstate of South Carolina. NuHub serves as a nuclear research, development, demonstration, education and economic development collaborative that works to strengthen the nuclear assets in the Midstate and contribute to the competitiveness of South Carolina.

These projects serve the economic development needs of Lexington County citizens, as a whole. The requested funds are a small portion of each project's total budget; therefore, the funds can be 100% allocated to project benefits in Lexington County. The Lexington County K-12 STEM Programs will serve approximately 700-900 high school students in Lexington County.

These funds will be leveraged with funds from other local governments, higher education, school districts and private sector businesses to greatly multiply the benefits of the funded amounts.

Goals & Measurements

These programs provide public economic development services to Lexington County citizens and businesses. They are designed to enhance economic growth in the County, particularly to attract and grow companies

that bring higher-paying jobs to the County, and to involve existing companies in activities that enhance the attractiveness of staying and growing in the County.

The Lexington County K-12 STEM Program will have specific student, parent and teacher participation numbers that will be reported, once implemented. NuHub and *Ignite!* can be measured in terms of participation by Lexington County businesses and citizens, as well as overall economic growth of companies participating in the programs. The Midlands Regional Competitiveness Report is, in itself, a measurement of progress in the Midlands region. The 2015 report will show annual progress in the five key indices measured across the region, including Lexington County.

Closing

I appreciate your consideration of our annual request for funding and look forward to discussing this further with you and other key decision makers in Lexington County. We are proud of Lexington County's involvement in EngenuitySC and look forward to another year of working together.

Sincerely,

Meghan Hughes Hickman
Executive Director, EngenuitySC

COUNTY OF LEXINGTON
RURAL DEVELOPMENT ACT
Annual Budget
FY 2015-16 Estimated Revenues

Object Code	Revenue Account Title	Actual 2013-14	Received Thru Dec 2014-15	Amended Budget Thru Dec 2014-15	Projected Revenues Thru Jun 2014-15	Requested 2015-16	Recommend 2015-16	Approved 2015-16
	***Rural Development Act 2001:**							
	Revenues:							
461000	Investment Interest	6,066	2,053	5,228	5,228	4,100		
470100	Electric Coop Infrastructure Pmts	346,167	0	0	0	0		
470101	Telephone Co Infrastructure Pmts	0	0	0	0	0		
	**** Total Revenue**	352,233	2,053	5,228	5,228	4,100	0	0
	***** Total Appropriation**				1,873,308	0	0	0
	Contingency:							
	Unused				777,935			
	Carryforward							
	FUND BALANCE							
	Beginning of Year				1,883,368	793,223	793,223	793,223
	FUND BALANCE - Projected							
	End of Year				793,223	797,323	793,223	793,223

COUNTY OF LEXINGTON
RURAL DEVELOPMENT ACT
Annual Budget
Fiscal Year - 2015-16

Fund 2001
Division: Economic Development
Organization: 181100 - Economic Development Projects

Object Code	Expenditure Classification	2013-14 Expenditure	2014-15 Expend (Dec)	2014-15 Amended (Dec)	BUDGET 2015-16 Requested	2015-16 Recommend	2015-16 Approved
	Operating Expenses						
529903	Contingency	0	0	0	0		
	*** Total Operating**	**0**	**0**	**0**	**0**	**0**	**0**
	**** Total Personnel & Operating**	**0**	**0**	**0**	**0**	**0**	**0**
	Capital						
549904	Capital Contingency	0	0	777,935	0		
5A9499	B/L Industrial Park - Roadway Imp	0	0	108,122	0		
5A9501	B/L Industrial Park - Master Plan A & E	0	0	7,500	0		
5A9503	B/L Industrial Park - Site Improvement	0	0	2,932	0		
5A9508	B/L Industrial Park - Contingency	0	0	11,100	0		
5AC605	Capital Contingency	0	0	28,140	0		
5AC606	Construction (Cul De Sac - Proj. Carolina)	0	0	289,360	0		
5AC607	Engineering Cost	0	0	57,500	0		
5AC610	Mitigation Construction Plans	40,750	7,500	38,250	0		
5AC611	Mitigation	1,000	0	200	0		
5AC612	Permitting	0	0	7,500	0		
5AD558	Traffic Study - 12th Street Extension	0	0	0	0		
5AD726	B/L Phase 1: Water Eng & Design	3,250	0	250	0		
5AD727	B/L Phase 1: Wastewater Eng & Design	4,250	0	250	0		
5AF361	Development of Mitigation Plan	0	0	12,500	0		
5AF362	Baseline Data Collection	0	0	15,000	0		
5AF363	Final Mitigation Plan	0	0	27,500	0		
5AF364	Construction	0	0	120,000	0		
5AF365	Construction Oversight	0	0	10,000	0		
5AF366	Post Construction Monitoring	0	0	120,000	0		
5AF367	Project Management	0	0	10,000	0		
5AF368	Annual Maintenance Activities	0	0	50,000	0		
5AF369	Long Term Monitoring	0	0	65,000	0		
	****Total Capital**	**49,250**	**7,500**	**1,759,039**	**0**	**0**	**0**
	Other Financing Uses						
814506	Op Trn to Saxe Gotha Industrial Park	597,375	0	0	0		
814516	Op Trn to Chapin Technology Park	350,546	6,500	114,269	0		
	****Total Other Financing Uses**	**947,921**	**6,500**	**114,269**	**0**	**0**	**0**
	***** Total Budget Appropriation**	**997,171**	**14,000**	**1,873,308**	**0**	**0**	**0**

COUNTY OF LEXINGTON
FARMERS MARKET PROJECT
Annual Budget
Fiscal Year - 2015-16

Object Code	Revenue Account Title	Actual 2013-14	Received Thru Dec 2014-15	Amended Budget Thru Dec 2014-15	Projected Revenues Thru Jun 2014-15	Requested 2015-16	Recommend 2015-16	Approved 2015-16
	***Farmers Market Project 2002:**							
	Revenues:							
417100	Fee in Lieu of Taxes	127,752	335,733	0	0	0		
461000	Investment Interest	3	0	0	0	0		
490800	Loan Repayments	0	0	0	0	0		
	**** Total Revenue**	127,755	335,733	0	0	0	0	0
	***** Total Appropriation**				0	0	0	0
	FUND BALANCE Beginning of Year				(1,270,028)	(1,270,028)	(1,270,028)	(1,270,028)
	FUND BALANCE - Projected End of Year				(1,270,028)	(1,270,028)	(1,270,028)	(1,270,028)

Fund 2002
Division: Economic Development
Organization: 181100 - Economic Development Projects

Object Code	Expenditure Classification	2013-14 Expenditure	2014-15 Expend (Dec)	2014-15 Amended (Dec)	***BUDGET*** 2015-16 Requested	2015-16 Recommend	2015-16 Approved
	Operating Expenses						
534403	Farmer's Market Facility	0	0	0	0		
	*** Total Operating**	**0**	**0**	**0**	**0**	**0**	**0**
	**** Total Personnel & Operating**	**0**	**0**	**0**	**0**	**0**	**0**
	Capital						
	****Total Capital**	**0**	**0**	**0**	**0**	**0**	**0**
	***** Total Budget Appropriation**	**0**	**0**	**0**	**0**	**0**	**0**

COUNTY OF LEXINGTON
ECONOMIC DEVELOPMENT CCED GRANTS
Annual Budget
Fiscal Year - 2015-16

Object Code	Revenue Account Title	Actual 2013-14	Received Thru Dec 2014-15	Amended Budget Thru Dec 2014-15	Projected Revenues Thru Jun 2014-15	Requested 2015-16	Recommend 2015-16	Approved 2015-16
	*** Economic Development CCED Grants 2003:**							
	Revenues:							
452246	CCED # S1985 Michelin (Site Prep)	1,500,000	0	0	0	0		
452247	CCED # CL12102 Nephron Pharmace	1,244,186	711,271	711,271	711,271	0		
452248	CCED # CL9044 Apex Tool Group	0	0	0	0	0		
452249	CCED # CL122011 Avtec, Inc.	0	0	0	0	0		
452250	CCED # C142308 Palmetto State Arm	0	200,000	200,000	200,000	0		
	**** Total Revenue**	2,744,186	911,271	911,271	911,271	0	0	0
	***** Total Appropriation**				911,271	0	0	0
	FUND BALANCE Beginning of Year				0	0	0	0
	FUND BALANCE - Projected End of Year				0	0	0	0

Fund 2003
Division: Economic Development
Organization: 181100 - Economic Development Projects

Object Code	Expenditure Classification	2013-14 Expenditure	2014-15 Expend (Dec)	2014-15 Amended (Dec)	*BUDGET* 2015-16 Requested	2015-16 Recommend	2015-16 Approved
	Non-Operating Expenses						
536034	CCED # S1985 Michelin (Site Prep)	1,500,000	0	0	0		
537020	CCED # CL12102 Nephron Pharmaceutical	1,244,186	711,271	711,271	0		
537021	CCED # CL9044 Apex Tool Group	0	0	0	0		
537022	CCED # CL122011 Avtec, Inc.	0	0	0	0		
537023	CCED # C142308 Palmetto State Armory	0	200,000	200,000	0		
	*** Total Non-Operating**	**2,744,186**	**911,271**	**911,271**	**0**	**0**	**0**
	Capital						
	****Total Capital**	**0**	**0**	**0**	**0**	**0**	**0**
	***** Total Budget Appropriation**	**2,744,186**	**911,271**	**911,271**	**0**	**0**	**0**

COUNTY OF LEXINGTON
ECONOMIC DEVELOPMENT MULTI-PARK 1%
Annual Budget
Fiscal Year - 2015-16

Object Code	Revenue Account Title	Actual 2013-14	Received Thru Dec 2014-15	Amended Budget Thru Dec 2014-15	Projected Revenues Thru Jun 2014-15	Requested 2015-16	Recommend 2015-16	Approved 2015-16
	*** Economic Development Multi-Park 1% 2005:**							
	Revenues:							
417100	Fee in Lieu of Taxes	4,731	0	0	0	0		
417102	Newberry County FILOT Received	39,388	0	0	0	0		
417103	Calhoun County FILOT Received	54,847	0	0	0	0		
417105	Newberry Cty 1% Prior Yr FILOT Rec	0	0	0	0	0		
417106	Calhoun Cty 1% Prior Yr FILOT Rec.	0	0	0	0	0		
461000	Investment Interest	337	613	0	0	0		
	**** Total Revenue**	99,303	613	0	0	0	0	0
	***** Total Appropriation**				494,514	0	0	0
	FUND BALANCE Beginning of Year				593,817	99,303	99,303	99,303
	FUND BALANCE - Projected End of Year				99,303	99,303	99,303	99,303

Fund 2005
Division: Economic Development
Organization: 181100 - Economic Development Projects

Object Code	Expenditure Classification	2013-14 Expenditure	2014-15 Expend (Dec)	2014-15 Amended (Dec)	*BUDGET* 2015-16 Requested	2015-16 Recommend	2015-16 Approved
	Operating Expenses						
529903	Contingency	0	0	494,514	0		
	*** Total Operating**	**0**	**0**	**494,514**	**0**	**0**	**0**
	**** Total Personnel & Operating**	**0**	**0**	**494,514**	**0**	**0**	**0**
	Capital						
	****Total Capital**	**0**	**0**	**0**	**0**	**0**	**0**
	***** Total Budget Appropriation**	**0**	**0**	**494,514**	**0**	**0**	**0**

COUNTY OF LEXINGTON
ACCOMMODATIONS TAX
Annual Budget
FY 2015-16 Estimated Revenue

Object Code	Revenue Account Title	Actual 2013-14	Received Thru Dec 2014-15	Amended Budget Thru Dec 2014-15	Projected Revenues Thru Jun 2014-15	Requested 2015-16	Recommend 2015-16	Approved 2015-16
	***Accommodations Tax 2120:**							
	Revenues:							
420800	Accommodations Tax	249,229	173,636	246,050	246,050	296,067	296,067	
461000	Investment Interest	121	9	150	150	25	25	
	**** Total Revenue**	249,350	173,645	246,200	246,200	296,092	296,092	0
	***** Total Appropriation**				246,050	427,004	296,067	0
	FUND BALANCE Beginning of Year				20,508	20,658	20,658	20,658
	FUND BALANCE - Projected End of Year				20,658	(110,254)	20,683	20,658

Estimated Total Accommodations Tax Funds:	336,650
--- Minus General Fund Portion ----	25,000
Sub-Total	311,650
--- Minus General Fund 5% Portion ----	15,583
*** Total Estimated Revenue	296,067
Appropriation	296,067
--- Minus 30% Fund Portion ----	93,495
Available for Appropriation (65% Funding)	202,572

COUNTY OF LEXINGTON
ACCOMMODATIONS TAX
Annual Budget
Fiscal Year - 2015-16

Fund 2120
Division: General Administrative
Organization: 101100 - County Council

Object Code	Expenditure Classification	2013-14 Expenditure	2014-15 Expend (Dec)	2014-15 Amended (Dec)	BUDGET 2015-16 Requested	BUDGET 2015-16 Recommend	BUDGET 2015-16 Approved
	Operating Expenses						
	Advertising and Promotion (30% Fund)						
534212	Capital City Lake Murray Country	78,704	52,136	77,700	78,704	93,495	
	Tourism Related Exp. (65% Fund)						
529903	Contingency	0	0	0	0	0	
534201	Columbia Metro Convention/Visitor Bureau	25,000	4,500	18,000	40,000	20,000	
534204	West Metro Chamber of Commerce	14,000	3,237	12,950	12,500	10,600	
534205	Lexington Chamber of Commerce	12,500	2,938	11,750	27,500	5,600	
534206	Batesburg/Leesville Cham. of Comm.	5,000	1,187	4,750	8,000	5,600	
534209	Lex. Cty. Recreation Softball Tournament	30,000	0	23,500	30,000	30,000	
534220	Riverbanks Zoo	50,000	8,750	35,000	50,000	45,000	
534228	Lexington County Museum	7,000	1,812	7,250	15,000	5,000	
534231	Chapin Chamber of Commerce	7,000	1,563	6,250	9,000	5,600	
534233	Columbia Regional Sports Council	10,000	0	0	10,000	10,000	
534242	Irmo/Chapin Recreation Commission - Saluda Shoals	26,000	3,125	12,500	20,000	0	
534244	Lex. Cty. Recreation & Aging - Tennis	20,000	0	15,000	20,000	20,000	
534252	Greater Irmo Chamber of Commerce	10,000	2,125	8,500	20,800	5,600	
534254	LCAA/Village Square Theatre	5,953	625	2,500	3,000	2,072	
534272	South Carolina State Museum	0	0	0	15,000	2,500	
534275	Irmo-Chapin Recreation Comm. - Celebration of Art (Naturally Inspires)	0	0	0			
534279	Lexington Dixie Baseball - Youth World Series	0	10,400	10,400	12,500	12,500	
534280	Columbia Museum of Arts	0	0	0			
534281	Lexington Chamber of Commerce - Lovin' Lex. Countywide Advertising Campaign	12,000	0	0			
	Irmo/Chapin Recreation Commission - Sports Tourism				30,000	20,000	
	EdVenture				25,000	2,500	
	*** Total Operating**	**313,157**	**92,398**	**246,050**	**427,004**	**296,067**	**0**
	**** Total Personnel & Operating**	**313,157**	**92,398**	**246,050**	**427,004**	**296,067**	**0**

*** Recommendations are made from the Accommodations Tax Board.**

***** Total Budget Appropriation**	**313,157**	**92,398**	**246,050**	**427,004**	**296,067**	**0**

Capital City
Lake Murray
Country

...Regional Tourism District
Promoting Columbia, Lake Murray, Lexington, Newberry, Richland & Saluda

Jewel of South Carolina™



December 5, 2014

Ms. Judy Busbee
Assistant Clerk to Council
Lexington County Council
212 South Lake Drive, Suite 601
Lexington, SC 29072

RE: FY15/16 Accommodations Tax Fund

Dear Judy:

On behalf of Capital City/Lake Murray Country RTB (CCLMC), we are enclosing our completed application for funding. The necessary requested documents for consideration are also attached to the application.

We appreciate the support from Lexington County Council and will continue to strive in spending these dollars for marketing, thereby giving the county the best return on the investment in tourism.

Please let us know if you have any questions or how we can assist Lexington County. We look forward to presenting our application before the county and committee for Accommodations Tax funding for our organization.

Sincerely,

Miriam Atria
President/CEO

Msa/sf
Enclosures

County of Lexington
Accommodations Tax Fund
FY 2015/2016

APPLICATION

1. Name of Project/Event: CCLMC Leisure Marketing & Promotion/Visitors Ctr

2. Sponsoring Organization: Capital City/Lake Murray County RTB

   Mailing Address: P. O. Box 1783, Irmo, SC 29063

3. Event/Project Director:

   Name Miriam Atria Title President/CEO

   Telephone 803-781-2105 Alternate Telephone 803-781-5940

   Fax Number n/a

   Email Miriam@LakeMurrayCountry.com

4. Event Website: SCJewel.com

5. Event/Project Category (*Check One*):
   - ☒ Tourism, Advertising/Promotion - *see #10 for advertising/promotion sources*
   - ☐ Tourism Related Expenditures: Visitor's Center

6. Project Timeline: Beginning date 07-01-2015 End date 06-30-2016

7. Location of Project/Event: 4-County Region known as Lake Murray Country

8. Number of employees: #Full-time 5 #Part-time 1

9. Do you advertise outside a 50-mile radius? ☒ Yes ☐ No

10. If yes to #9, please check all that apply to advertising sources outside of Lexington County:
    - ☒ Rack Cards - # distributed 328,200
    - ☒ Brochures - # distributed 828,000+
    - ☒ Posters - # distributed 325
    - ☒ Magazine Ads - # ads 48 (list ads and distribution range on separate sheet)
    - ☒ Newspaper Ads - # ads 5 (list newspapers and distribution range on separate sheet)
    - ☒ Television Ads - # ads 825 (list stations and viewing range on separate sheet)
    - ☒ Radios Ads - # ads 620 (list stations and listener range on separate sheet)
    - ☒ Billboards - # ads 22 (list number and location of billboards on separate sheet)
    - ☒ Websites - # web pages other than primary website # 45,831 (list on separate sheet with target audience)
    - ☒ Other than listed above: FaceBook 35,169, Pinterest 300+ (list on separate sheet with target audience)

11. How many people do you expect to attend? 450,000+

12. Of this number, how many are tourists? 230,000+ (Tourists: "*People taking trips outside of their home communities for any purpose, except daily commuting to and from work.*") [SC Code of Laws, Chapter 6, Section 6-4-5 (4)].

13. List the methods used to track tourists:
- ☒ Web page inquires - estimated inquires per month 62,340
- ☒ Phone call inquiries - estimated phone calls per month 3,675
- ☒ Brochure mailings - estimated brochures mailed per month 7,890
- ☒ Event ticket sales - estimated tickets sold per event 5,420
- ☒ Event registration - estimated registrants per event 300
- ☒ Hotel sales - estimated sales per event/per month 120,750 (230,000 x ARR $63) 4 cty
- ☒ License plates - estimated count per event 30,890
- ☒ Surveys - estimated number of responses per survey 300 to 400
- ☒ Other than listed: Visitors Center walk-ins (average 300 a month)

14. **Must complete:** County accommodations funds are generated from the hotels in the unincorporated areas of the County. Please list the hotels and number of room nights you have used or plan to use for your event/project located in the unincorporated areas of Lexington County only:
All - Lexington Cty - specific events - Comfort Inn -347, Wingate Inn-195, Hampton Inn-346, Holiday Inn Express-175+,Holiday Inn Air-125, Courtyard by Marriott-382,Doubletree by Hilton-780,Extended Stay-275+, Vacation Homes - 23,643 - "tracked" rooms.

15. Please indicate you have read: **Chapter 6, Sections 6-4-5 (4) and 6-4-10, SC Code of Laws, 1976**? ☒Yes ☐No

16. Project Budget - **Request for funds must meet the requirements of Chapter 6, Section 6-4-10, SC Code of Laws, 1976, as amended.**

a. Estimated total cost of Project $ 533,500
b. Amount of Accommodations Funds requested for this Project: $ 78,704 (30%)
c. This request equals what percent of the total Project/Event Budget? 14 %
d. List specifically what the funds will be used for and the estimated amount i.e. brochures - $1,500, etc. Leisure marketing on national/regional campaigns and Visitors Center operation costs.

17. Has your project or organization previously received Accommodations Tax Funds?
☒Yes ☐No

a. If yes, state year 2014-15, amount $ 78,704, source 4 Counties, and purpose: Leisure marketing/promotion for 4 county region.

b. For each award year, did you expend 100% of the Accommodations Tax Funds you received?
☒Yes ☐No

c. If no, please explain:

18. Type of Organization:
Please check one:

- ☐ County
- ☐ Municipal
- ☒ Non-profit Organization
- ☐ Community service club, church, etc.
- ☐ 501(c) 3
- ☐ Other: _____

Note: For-profit organizations are not eligible for Accommodations Tax Funds

19. Project description - please attach a report with the following information needed by the Tourism Expenditure Review Committee to be sure that the event/project was in accordance to Section 6-4-10 of the S.C. Code of Laws (***Use separate sheet for Project Description if needed***):

a. General description
b. State the benefit that this project will serve toward promoting tourism and the Lexington County Community
c. Total attendance to the event/project versus the number of total tourists in attendance
d. Economic impact generated by tourism to the event/project
e. Overall description of how the event/project attracts and promotes tourists to the area and specifically how the Accommodations Tax Funds were used to accomplish this
f. Additional comments: _____

PLEASE NOTE: Applicant and/or representatives must be present during review process by the Accommodations Tax Advisory Board in order to be considered for funding.

Signature of Event/Project Director:

Miriam Atria
Print Name

President/CEO
Title

Miriam Atria
Signature

12-05-2014
Date

). a. General Description

CCLMC is requesting funds to: (1) support our core advertising/ marketing promotional plan, (2) extended marketing for Lexington County through CCLMC's Special Event Promotions, (3) daily operation of the regional Visitors Center, (4) promotion of Lexington County through LakeMurrayCountry.com driving traffic to various market niches.. The results are a stronger marketing presence while luring visitors. CCLMC is selling region as a "Vacation Destination" - the Jewel of South Carolina.

b. State the benefit that this project will serve toward promoting tourism and the Lexington County Community:

As a destination marketing organization, CCLMC is promoting Lexington County DAILY and is also able to pool marketing dollars from state and region to provide regional and national marketing, resulting in a strong marketing presence to bring visitors into the area. CCLMC is selling this region as a "Vacation Destination" - the Jewel of South Carolina.

c. Total attendance to the event/project versus the number of total tourists in attendance. Year ending June 2014, we tracked over 441,934 visitors into the four county region through attendance from bus tours, tournaments, special events and attraction visits 229,345 were tracked as out of the area.

d. Economic impact generated by tourism to the event/project. $25.2 million – based on tracked visitors. Does not include the economic impact of the Forrest Wood Cup held August 2014 .

e. Overall description of how the event/project attracts and promotes tourists to the area and specifically how the Accommodations Tax Funds were used to accomplish this:

Through the placement of national media outlets which include social, digital and national/regional television, 100% of the funds were used to support our $655,113 budget for marketing and advertising. CCLMC received a special $100,000 grant during the last fiscal year from Richland County. We continue to commit approximately 49.9% of the budget to direct marketing and advertising.

f. Additional comments:

CCLMC experienced a 90+% increase from launching of new website, 14% increase on Facebook (likes) during December 2013. Many attractions and venues from Lexington County were placed into the NCC regional TV ads and Lexington County benefited from the special grant from Richland County through the promotion of all July 4th related events on billboard, TV and radio. We partnered with WLTX TV and web/mobile to reach over 11 counties in the state as well from April through October 2014 on the Find Some Fun segments.

There were three TV shows that ran before 535 million households. These shows/videos have been shared with area partners and county regional sites and provide real HD video quality for use in promotional efforts of the community for tourism and economic development. Coming February 2015 – Scott Martin TV Show – to run in national markets, South Carolina Outdoor Show (3 segments) to run in South Carolina markets.

In 2014, the videos which are a key feature on our "New Web Experience" an updated web site experience launches January 1, 2014. "Video" is the most important marketing tool for travel/tourism marketing in today's social media. CCLMC continues to offer the vision to make smart media buys, stretching Lexington County's marketing reach.

Lake Murray is Lexington County's "lure" or "hook" for tourism. CCLMC continues to get results in using this asset to lure and bring visitors into the region whether it is for pleasure, business or just a vacation.

MARKETING BUDGET OUTLINE

Target Audience: FamilyVacation/Outdoor/Recreation/Boating/Fishing/Hunting/Golf/Tennis/Retirement/Relocation & Nature

Magazine Ads
South Carolina State Visitors Guide – Full page (Inside Cover) 450,000 distribution and on-line Digital+ (1)
FLW Outdoors – Monthly – 400,000 circulation - plus Event Calendars, online Digital Ads, TV (12)
Forrest Wood Cup Program – 850,000 circulation - Annual issue (1)
Carolina Living - 75,000 circulation – NC & SC - 6 issues and online Digital (6)
Home and Away Magazine – 225,000 circulation - Quarter Page – Ohio market – Spring (1)
Palmetto Parent – 30,000 circulation - Full Page Ad - Midlands's area (2)
Southern Travel & Lifestyle - 750,000 circulation- Half Page Ad - 3 issues - Apr/May/June (3)
NBA Charlotte Bobcats – 125,658 circulation – Annual (1)
Fore Georgia – 108,000 circulation - Georgia Market - Full Page Ad – May/June/July and on-line Digital (8)
USTA Program – 1,500 circulation - Full Page Ad – TBD – Special Event (1)
Bird Watchers Digest — 30,000 circulation– Quarter Page - National Distribution - 3 issues and on-line Digital (4)
Southern Living – 40,000 circulation – Half Page - Southern Edition – 2 issues and one-line Digital (3)
South Carolina Rules & Regulations – 500,000 circulation – Annual – Statewide, Digital (2)
Midlands Biz - Summer Quarter – Online – Tower Ad (3)

Newspaper Ads
Display ads - None
Online Video running some quarters during 2015 with – The State Newspaper - 60 second web – Regional AD

Television Ads
NBC Sports, MatchSports, FLW Outdoors.com – National Collegiate Championship program – 80 million households – internationally total of more than 535 million households
Oakley Bass Tour – 59 spots - FoxSports South October, November – 39 million households
SCPRT – Partnership Media Buy - NCC – 294 spots - Feb/June on FOX-NCC
WLTX – Special Annual Project – Find Some Fun Series
South Carolina Outdoors – Filming through spring 2015 airing across South Carolina markets.
Scott Martin Challenge – To air - filming February 2015 NBC Outdoors, Destination America, Pursuit Channel, World Fishing Network, Time Warner Texas, Time Warner Carolinas, AMG TV Scott Martin Challenge TV Show -

Radio Ads – 600+ ads March – June – Cumulus Broadcasting Network (4 stations) – Regional Market – Special Events

Billboards - 4 Digital Boards– outside of region for Red White & Boom Days in the heart of SC
Specific Websites – (number a month)

FLW Outdoors.com (25,323)
TripAdvisor.com (667)
Discoversouthcarolina.com (6)
South Carolina Outdoors.com (1800)
Bird Watchers Digest.com (90)
ForeGeorgia.com (30)
Eregulations/schuntingfishing.com (12)
CarolinaLiving.com (60)
WLTX.com (12,281)

Free Times.com – Events (40)
SCiway.com (5300)
SCATR.com (3000)
SouthCarolinaParks.com (25)
LakeMurrayRadio.com (31)
LakeMurrayFun.com (31)
RetireSouth.com (3)
BusToursMagazine.com (3)

Sportseventsmagazine.com (60)
USATodayTravel .com (6)
AOl.com (10)
HuffingtonPost.com (10)
Blip.TV.com (10)
Group Travel Leader.com (40)
WACH.com (30)
Oakley Bas Tour.com (943)
CrappierUSA.com (20)

County of Lexington

Accommodations Tax Fund
FY 2015/16

FUNDING SOURCES

Organization Name: _____

List of Funding Sources	Actual 2013/14	Current 2014/15	Estimated 2015/16
County of Lexington - ATAX	78,704	78,704	82,000
City of Columbia ATAX	277,135	290,000	190,000
Richland County ATAX	110,400	95,000	95,000
Richland County HTAX	175,000	75,000	75,000
Saluda County ATAX	2,000	2,000	2,000
Newberry County ATAX	6,497	6,497	6,500
SCPRT - TAG - Marketing Funds	90,000	83,000	83,000
	739,736	630,201	533,500

County of Lexington
Accommodations Tax Fund
FY 2015/16

EXPENDITURES

Organization Name: _____

List of Expenditures	Actual 2013/14	Current 2014/15	Estimated 2015/16
Web-Marketing	99,221	81,684	62,500
Ad Production	1,182	6,500	24,000
Brochures	2,917	24,500	24,500
Fishing Tournaments *Print/TV/Web	254,360	270,000	150,000
Print Media Ads	65,049	15,500	57,000
Promotional Events	106,118	95,000	98,000
Radio/Television	53,008	34,000	39,802
Trade/Travel Shows	6,309	7,500	7,448
Kiosk/Billboard	13,068	14,000	19,000
Visitors Center	53,881	81,517	51,250
	655,113	630,201	533,500

County of Lexington
Accommodations Tax Fund
FY 2015/2016



APPLICATION

1. Name of Project/Event: Marketing Lexington County to Convention Groups and Tourists

2. Sponsoring Organization: Columbia Metropolitan Convention & Visitors Bureau

   Mailing Address: 1101 Lincoln Street Columbia, SC 29201

3. Event/Project Director:

   Name Kelly Barbrey Title VP of Sales & Marketing

   Telephone 803-545-0018 Alternate Telephone 803-545-0008

   Fax Number 803-545-0013

   Email kbarbrey@columbiaauthority.com

4. Event Website: www.experiencecolumbia.com

5. Event/Project Category (*Check One*):
   - ◉ Tourism, Advertising/Promotion - *see #10 for advertising/promotion sources*
   - ○ Tourism Related Expenditures: _____

6. Project Timeline: Beginning date 7/1/2015 End date 6/30/2016

7. Location of Project/Event: Lexington County, SC and the entire Columbia region

8. Number of employees: #Full-time 18 #Part-time 2

9. Do you advertise outside a 50-mile radius? ■Yes ☐No

10. If yes to #9, please check all that apply to advertising sources outside of Lexington County:
    - ☐ Rack Cards - # distributed _____
    - ■ Brochures - # distributed 160,000
    - ☐ Posters - # distributed _____
    - ■ Magazine Ads - # ads 40 (list ads and distribution range on separate sheet)
    - ■ Newspaper Ads - # ads 10 (list newspapers and distribution range on separate sheet)
    - ■ Television Ads - # ads 3245 (list stations and viewing range on separate sheet)
    - ☐ Radios Ads - # ads _____ (list stations and listener range on separate sheet)
    - ■ Billboards - # ads 17 (list number and location of billboards on separate sheet)
    - ■ Websites - # web pages other than primary website # _____ (list on separate sheet with target audience)
    - ■ Other than listed above: Digital advertising, search engine marketing and optimiz (list on separate sheet with target audience)

11. How many people do you expect to attend? 87,500 from CVB-booked Conventions

12. Of this number, how many are tourists? 87,500 (Tourists: "*People taking trips outside of their home communities for any purpose, except daily commuting to and from work.*") [SC Code of Laws, Chapter 6, Section 6-4-5 (4)].

13. List the methods used to track tourists:
- ■ Web page inquires - estimated inquires per month 87,089 unique web visitors monthly
- ☐ Phone call inquiries - estimated phone calls per month
- ☐ Brochure mailings - estimated brochures mailed per month
- ☐ Event ticket sales - estimated tickets sold per event
- ☐ Event registration - estimated registrants per event
- ■ Hotel sales - estimated sales per event/per month 333/month = 4,000 per year in Lex. Co.
- ☐ License plates - estimated count per event
- ☐ Surveys - estimated number of responses per survey
- ■ Other than listed: Visitors Center walk in= 50/month. Online info requests=200-300/month

14. **Must complete:** County accommodations funds are generated from the hotels in the unincorporated areas of the County. Please list the hotels and number of room nights you have used or plan to use for your event/project located in the unincorporated areas of Lexington County only:
Baymont Inn - 50; Best Western Inn & Suites - 470; Clarion Airport - 240; Country Inn & Suites Harbison I-26 - 400; Microtel Inn & Suites Columbia Harbison - 50; Ramada Limited Lexington- 185; Sleep Inn - 50; Travelodge Columbia West - 185 Doubletree: 3,000

15. Please indicate you have read: **Chapter 6, Sections 6-4-5 (4) and 6-4-10, SC Code of Laws, 1976**? ■Yes ☐No

16. Project Budget - **Request for funds must meet the requirements of Chapter 6, Section 6-4-10, SC Code of Laws, 1976, as amended.**

a. Estimated total cost of Project $ 4,327,234
b. Amount of Accommodations Funds requested for this Project: $ 40,000
c. This request equals what percent of the total Project/Event Budget? 1 %
d. List specifically what the funds will be used for and the estimated amount i.e. brochures - $1,500, etc. Print, digital and billboard ads for Lex. facilities and attractions.

17. Has your project or organization previously received Accommodations Tax Funds?
■Yes ☐No

a. If yes, state year 13-14, amount $ 18,000, source Lex. County A-tax, and purpose: marketing

b. For each award year, did you expend 100% of the Accommodations Tax Funds you received?
■Yes ☐No

c. If no, please explain:

18. Type of Organization:
Please check one:

- ○ County
- ○ Municipal
- ○ Non-profit Organization
- ○ Community service club, church, etc.
- ○ 501(c) 3
- ◉ Other: Destination Marketing Organization (non-profit)

Note: For-profit organizations are not eligible for Accommodations Tax Funds

19. Project description - please attach a report with the following information needed by the Tourism Expenditure Review Committee to be sure that the event/project was in accordance to Section 6-4-10 of the S.C. Code of Laws (***Use separate sheet for Project Description if needed***):

a. General description
b. State the benefit that this project will serve toward promoting tourism and the Lexington County Community
c. Total attendance to the event/project versus the number of total tourists in attendance
d. Economic impact generated by tourism to the event/project
e. Overall description of how the event/project attracts and promotes tourists to the area and specifically how the Accommodations Tax Funds were used to accomplish this
f. Additional comments: Please see attached for responses.

PLEASE NOTE: Applicant and/or representatives must be present during review process by the Accommodations Tax Advisory Board in order to be considered for funding.

Signature of Event/Project Director:

Kelly Barbrey	VP of Sales & Marketing
Print Name	Title
Kelly Barbrey	1/8/15
Signature	Date

County of Lexington
Accommodations Tax Fund
FY 2015/16

FUNDING SOURCES

Organization Name: Columbia Metropolitan CVB

List of Funding Sources	Actual 2013/14	Current 2014/15	Estimated 2015/16
City of Columbia A-Tax (901)	$ 1,720,7	$ 1,650,00	$ 1,650,000.
Richland County A-Tax (901)	$ 193,200	$ 166,000.	$ 166,000.0
Cayce A-Tax (901)	$ 1,500.0	$ 500.00	$ 500.00
Lexington County A-Tax (901)	$ 25,000.	$ 18,000.0	$ 40,000.00
Richland County H-Tax (901)	$ 100,000	$ 60,000.0	$ 60,000.00
Town of Lexington A-Tax (901)	$ 2,000.0	$ 6,000.00	$ 6,000.00
City of West Columbia (901)	$ 5,000.0	$ 0.00	$ 0.00
Visitors Center Merchandise (901)	$ 3,733.8	$ 9,000.00	$ 3,500.00
Interest Earned (901)	$ 159.15	$ 500.00	$ 500.00
Miscelleaneous (901)	$ 96.17	$ 176,984.	$ 176,984.0
Event-specific marketing (901)	$ 25,000.	$ 0.00	$ 0.00
Destination Marketing Fee (905-Private Hotel Funds)	$ 461,540	$ 900,000.	$ 1,200,000.
Cooperative Marketing (905 -Partnership Payments)	$ 67,705.	$ 150,000.	$ 150,000.0
Visitors Guide Ad Sales (905)	$ 122,490	$ 125,000.	$ 125,000.0
Interest Earned (905)	$ 2,180.9	$ 1,500.00	$ 1,500.00
aRES Ticket Sales and Commissions (905)	$ 9,764.9	$ 6,500.00	$ 6,500.00
Miscellaneous (905)	$ 1,097.0	$ 0.00	$ 0.00
SCPRT Destination Marketing Grant (905)	$ 261,281	$ 591,500.	$ 740,750.0
	$ 3,002,5	$ 3,861,48	$ 4,327,234.

County of Lexington
Accommodations Tax Fund
FY 2015/16

EXPENDITURES

Organization Name: Columbia Metropolitan CVB

List of Expenditures	Actual 2013/14	Current 2014/15	Estimated 2015/16
Salaries, Benefits, & Contract Labor	$ 806,759	$ 901,372.	$ 901,372.0
Operating Expenses	$ 130,527	$ 156,675.	$ 156,675.0
Media Outreach/Public Relations	$ 0.00	$ 14,590.0	$ 14,590.00
Collateral Materials	$ 53,153.8	$ 58,500.0	$ 58,500.00
Tradeshows	$ 24,733.(	$ 29,562.0	$ 29,562.00
Travel	$ 26,293.(	$ 29,070.0	$ 29,070.00
Promotional Materials	$ 8,410.0(	$ 12,600.0	$ 12,600.00
Postage	$ 8,992.0(	$ 10,000.0	$ 10,000.00
Telephone	$ 23,297.(	$ 19,891.0	$ 19,891.00
Marketing/Advertising	$ 328,975	$ 553,153.	$ 553,153.0
Printing	$ 2,030.0(	$ 10,000.0	$ 10,000.00
Partner Relations	$ 7,757.0(	$ 55,000.0	$ 55,000.00
Dues & Subscriptions	$ 9,799.0(	$ 12,860.0	$ 12,860.00
Convention Recruitment	$ 94,924.(	$ 100,000.	$ 100,000.0
Visitors Center Merchandise & Expenses	$ 10,106.(	$ 8,500.00	$ 8,500.00
Employee Training	$ 5,098.0(	$ 12,560.0	$ 12,560.00
Client Entertaining	$ 17,732.(	$ 19,735.0	$ 19,735.00
Special Projects - Fund Balance	$ 129,008	$ 0.00	$ 0.00
Website Enhancements	$ 63,813.(	$ 55,744.0	$ 55,744.00
Destination Marketing - Salary/Benefits	$ 106,931	$ 117,760.	$ 117,760.0
Destination Marketing - Media Relations	$ 6,777.0(	$ 34,500.0	$ 34,500.00
Destination Marketing - Marketing & Advertising	$ 681,954	$ 1,649,38	$ 2,115,162.
	$ 2,547,0(	$ 3,861,45	$ 4,327,234.

Clear Forms | Print Forms | Save Forms

County of Lexington
Accommodations Tax Fund
FY 2014/15 FINAL REPORT

I. PROJECT INFORMATION:

Organization Name: Columbia Metropolitan Convention & Visitors Bureau

Project/Event Name: Marketing Lexington County to Convention Groups and Tourists

Contact Name: Kelly Barbrey Phone: 803-545-0018

II. PROJECT COMPLETION:

Were you able to complete the project/event as stated in your original application? (●) Yes ( ) No

If no, state any problems you encountered: _____

III. PROJECT SUCCESS:

Please share any additional comments regarding the project (e.g., lessons learned, successes, problems encountered, etc.):

We were able to successfully market and promote the Lexington and Columbia metro areas to tourists and convention groups through advertising, marketing, pr and sales efforts.

IV. PROJECT ATTENDANCE:

Record numbers in table below as requested by the Tourism Expenditure Review Committee. Numbers are to reflect attendance and funds received for projects for current and previous years.

	FY2014/15 Current Year	2013/14 Previous Year
Total Budget of Event/Project	$3,861,484	$3,002,512
Amount Funded by the Lexington County Accommodations Tax Fund	$18,000	$25,000
Amount Funded by the Lexington County Accommodations Tax Funds from all Sources	$18,000	$25,000
Total Attendance	85,500	82,500
Total Tourists*	85,500	82,500

**Tourists are generally defined as those who travel 50 miles or more to attend.*

V. METHODS:

Please describe the methods used to capture the attendance data listed above (license plates, surveys, etc.):

Signed hotel contracts and letters of agreement.

VI. PROJECT BUDGET:

Attach a report indicating what project expenses were paid for using the Lexington County Accommodations Tax Funds for the fiscal year.

VII. ORGANIZATION SIGNATURE:

Provide signature of official with the organization verifying accuracy of above statements.

Kelly Barbrey
Print Name

VP of Sales & Marketing
Title

Kelly Barbrey
Signature

1/8/15
Date

Lexington County
Accommodations Tax Fund
FY 2015-2016
APPLICATION – ATTACHMENT

19.

a. **General Description**

The Columbia Metropolitan Convention & Visitors Bureau actively recruits meetings, conventions and leisure travelers to the region, including unincorporated Lexington County. In FY 2015-16 we anticipate approximately 4.26 million overnight travelers to visit the midlands region. That estimate is based on 11,300 rooms in the region being filled at SCPRT's projected 69% occupancy with 1.5 average travelers per room. The CVB works individuals and groups through advertising, marketing and our online presence to grow overnight visitation each year. Overnight visitation is up from just over three million several years ago.

One of the main methods of tracking interest and potential visitation to the destination is through our website, experiencecolumbia.com (columbiacvb.com). We garner approximately 87,089 unique visitors to our website, columbiacvb.com, each month – that is 1,045,068 (non-duplicated) online visitors for the year. Statistics show that the majority of our online visitors are either actively planning a trip to the region or are considering planning a trip to our region. In addition, the CVB sells and markets the destination to meeting and convention groups. For FY 2015-2016 we are projecting 87,500 CVB-booked out-of-area meeting and convention attendees that will utilize approximately 40,425 hotel room nights throughout the region. We report our convention room night and attendance numbers based on signed hotel contracts.

In addition to our sales and marketing efforts, we use a partnership model, versus a membership model, which allows any hospitality related business such as a hotel, restaurant, attraction, meeting facility or retail establishment to benefit from a number of CVB services at no charge. One of these benefits is a free listing on the CVB website – an opportunity to have presence in front of our 1 million plus online visitors annually. Other complimentary benefits include receiving sales leads for meetings and conventions, access to our partner extranet, and complimentary Visitors Guides for hotel properties and attractions.

The CVB also maintains the Columbia Regional Visitors Center, where visitors can receive customized service in-person, online, or via telephone as they are planning their experience in the region. In addition to the main location inside the Columbia Metropolitan Convention Center, we now have a self-service Visitor Information Center in the lobby of the South Carolina State Museum. This site includes two iPad kiosks

where guests can research visitor information or book a hotel room, Official Visitors Guide distribution racks, continuously looping video and photography of the region, and a fun and innovative iPad photo booth with scenes from around the region as the backdrop. Photos from the booth may emailed to the user as a souvenir and could be posted through CVB social media. This new endeavor provides a link between the 400,000 annual visitors to the State Museum and the CVB's database of hotels, restaurants, shops, attractions and services.

In order to spread the message of the region beyond the borders, the CVB pitches a variety of attractions, events, culinary and other hospitality news to media outlets around the globe. The CVB's media relations team manages media relations and editorial opportunities for both meeting and leisure/general interest publications. Thus far in FY 14-15, we have garnered editorial coverage of the region in publications such as *The Charlotte Observer, Smart Meetings* magazine, *The Huffington Post, Peter Greenberg Travel online, USA Today, FoxNews.com,* and many more. Our media relations outreach has expanded significantly over the past few years, with the number of press trips and articles published increasing year-over-year.

In addition to generating editorial coverage, we have a robust paid-space advertising plan. Our FY 14-15 paid-space advertising schedule is attached to this report for further review. Our advertising schedule includes billboard, print, digital and television placements. In keeping with our mission and in compliance with accommodations tax guidelines, our advertising focuses on out-of-market visitors to maximize the return on investment.

b. **State the benefit that this project will serve toward promoting tourism and the Lexington County Community.** Lexington County hotels benefit from CVB-booked convention business. We booked approximately 4,000 hotel rooms and 6,000 convention attendees into Lexington County last year. Those figures do not include additional leisure travel room nights secured as a result of our marketing and advertising efforts. We are working for you to put heads in beds.

Our aRes online booking engine allows visitors to customize packages that include Lexington County hotels paired with major attractions such as Riverbanks Zoo, SC State Museum, EdVenture Children's Museum, and Historic Columbia Foundation. Our first multi-attraction package, the CoolPass, which offers tickets to Riverbanks Zoo, EdVenture and the SC State Museum at an 18% discount debuted in 2012. The program has grown steadily, with calendar year numbers in 2014 surpassing the previous year providing the hotel community with $37,569.11 in revenue from hotel sales for 393 room nights booked, plus 311 attractions tickets sold totaling $8,008. In calendar year 2013 the program generated $31,304.27 in revenue from hotel sales for 320 room nights booked, plus 152 attractions tickets sold totaling $4,020.00. As the project grows, we will add additional ticketed attractions to provide more choices for visitors. Our plan for FY 15-16 includes working with aRES and Lexington County facilities such as Saluda Shoals Park and Lexington County Museum to offer ticketing through the aRES online reservation system.

c. Total attendance to the event/project versus the number of total tourists in attendance. We are on target to contract 38,500 convention hotel room nights in the region in FY 14-15, which would draw 85,000 out-of-area tourists to the region from meetings and conventions. All of the individuals counted by the CVB are out-of-area visitors – we do not count locals or those within 50 miles as part of our economic impact calculator, so 100% of our reported attendance/room nights are from tourists.

d. Economic impact generated by tourism to the event/project:
For FY 14-15 economic impact projection is approximately $15 million from meetings and conventions alone. These numbers are based on hotel contracts already signed by meeting planners, plus pending contracts that are expected to go definitely by June 30, 2014. FY 15-16 projection increases approximately 5% to $15,750,000.

We are happy to report that Lexington county received a 9.6% return on investment of its $18,000 grant as 9.6% of our convention business booked elected to hold sleeping rooms in Lexington County hotels. We are working hard to increase that number for FY 15-16.

e. Overall description of how the event/project attracts and promotes tourists to the area and specifically how the Accommodations Tax Funds were used to accomplish this. We are extremely appreciative of Lexington County Council's allocation to the Columbia Metropolitan CVB in the amount of $18,000 for marketing in FY 2014-2015. Please see the attached advertising schedule for a description of the media placements that the grant helped fund. Thank you for helping us accomplish our goals in reaching potential customers through your contribution. We continue to work for you and will continue to fulfill our commitment of putting heads into beds in this region. We need the Lexington County products (hotels, restaurants, shops, and attractions) in order to put our best face forward to our customers and will continue to promote them through advertising, public relations, social media and meeting and convention recruitment.

For FY 15-16 we are proposing the addition of another layer of advertising for Lexington County's attractions, facilities and other assets. In addition to our general marketing of the region to convention and leisure tourists, we propose designating $20,000 of the $40,000 grant request to *specifically promote Lexington County facilities and attractions.* An example of this may be a online digital ad in the Charlotte or Augusta market encouraging visitors to take advantage of a canoeing at Saluda Shoals and a visit to the Lexington County Museum during the day, a Blowfish Baseball game in the evening and an overnight stay at an area hotel – The New Weekend Hot Spot!

These ads could run via year-round billboard presence in both the Charlotte and Augusta markets and monthly online presence for attractions in the Charlotte, Augusta and Charleston markets. We will work directly with Lexington County attractions, facilities and events to obtain their messaging, and run those ads with the ad dollars supplied by

the County. Marketing specific facilities, attractions and events adds a more customized layer of promotion to our overall plan.

f. Lexington County hotels receive approximately 9.6% of the convention business that is contracted by the CVB. That figure does not include leisure travel that generated from CVB efforts. We are asking for $40,000 in FY 15-16. If that amount is awarded, under total our budget will come from Lexington County to help the CVB continue to market and sell the county's facilities and hotels to tourists.

relax



Choose The New Southern Hot Spot for meetings that really rock.

From mansions, museums and galleries to a riverside park, our remarkably original, diverse selection of settings includes the expansive Doubletree Hotel, complete with a Fitness center, outdoor pool, complimentary high speed internet, and Hilton Honors Lounge. Columbo's, the on site restaurant, serves an incredible daily breakfast buffet, lunch and dinner. The Doubletree is only 15 minutes from the Columbia Metropolitan Airport and 10 minutes from the South Carolina State House. Just steps from there, you'll find South Carolina's only downtown Convention Center and an 18,000-seat arena, all nestled in a world of dining and drinks, nightlife and music, art, theatre, ballet and more. Here, Southern hospitality comes naturally, and making tough decisions is just a little bit easier.

So don't stress. Let's rock this.

DOUBLETREE
BY HILTON™

803.731.0300 • columbiasouthcarolina.doubletree.com

COLUMBIA SC
FAMOUSLY HOT

COLUMBIA METROPOLITAN
CONVENTION & VISITORS BUREAU

803.545.0108 • columbiacvb.com



COLUMBIA SC
FAMOUSLY HOT

We're not kidding – **this getaway really is on us!** Stay at the brand-new Hyatt Place hotel in the heart of our historic Congaree Vista. Enjoy farm-to-table meals and craft cocktails with a down-south flair. Shop unique local boutiques for one-of-a-kind treasures from bow ties to sundresses. We've got you covered for four days and three nights in **The New Southern Hot Spot.** All you have to do is decide who you want to share it with. Enter now at columbiacvb.com/getaway.

No purchase necessary. Void where prohibited by law. Ends June 15, 2015. Official Entry can be found at: columbiacvb.com/getaway


THE NEW
KID-FRIENDLY
HOT SPOT
ExperienceColumbia.com
COLUMBIA SC
FAMOUSLY HOT

102-23


THE NEW
ADVENTURE
HOT SPOT
COLUMBIA SC
FAMOUSLY HOT
ExperienceColumbia.com

102-24

coolPASS

3 hot attractions, 1 cool pass







Introducing Columbia, SC's combination attractions pass

Experience The New Kid-Friendly Hot Spot without stretching your wallet. With the **coolPass combination ticket**, visit three major attractions – including the South's largest children's museum, four stories of history and science, and a world-class zoo. You'll pay less than the cost of individual tickets, and, after all the fun, you'll get discounts on local souvenirs to take home.

Get your **coolPass tickets** and more details at columbiascvb.com/coolpass.

COLUMBIA SC

FAMOUSLY HOT

102225

coolPASS $25

GENERAL ADMISSION TO 3 ATTRACTIONS:

1. EdVenture Children's Museum
2. South Carolina State Museum
3. Riverbanks Zoo & Garden

+ 20% off merchandise + souvenirs at Columbia Regional Visitors Center



coolPASS unlimited $45

ALL **coolPASS** ADMISSIONS AND DISCOUNTS ABOVE

PLUS

- Unlimited rides and one attractions wristband at **Riverbanks Zoo & Garden**
- Special exhibit admission at **South Carolina State Museum**

coolPass is valid for ages 3 and up.





Book tickets and hotel packages

columbiacvb.com/coolpass • 888.809.7831

Fall TV 2014
Co-op Partner: Columbia CVB
9/22/14 - 10/19/14

Package B

Spots Owed	Spots Aired	Difference
270	271	1
Impressions Owed	**Impressions Received**	**Difference**
845,918	1,773,229	927,311

Creative Rotation

ISCI Code	Exposures	Exposure %
CVBLMTYT14013H	127	47%
CVBLMTYT24013H	144	53%

Fall TV 2014
Co-op Partner: Columbia CVB
9/22/14 - 10/19/14

Market	Station	Network	Program	Day	Run Date	Time	Impressions	ISCI
Augusta	COMC9600GA	TBSC	PRIME	Monday	9/22/14	7:14 PM	657	CVBLMTYT14013H
Augusta	COMC9600GA	HGTV	PRIME	Tuesday	9/23/14	10:45 PM	438	CVBLMTYT14013H
Augusta	COMC9600GA	HGTV	WEEKEND	Saturday	9/27/14	9:17 AM	438	CVBLMTYT24013H
Augusta	COMC9600GA	HGTV	PRIME	Monday	9/29/14	7:19 PM	438	CVBLMTYT14013H
Augusta	COMC9600GA	TBSC	PRIME	Friday	10/3/14	9:21 PM	657	CVBLMTYT24013H
Augusta	COMC9600GA	HGTV	PRIME	Wednesday	10/8/14	9:43 PM	438	CVBLMTYT24013H
Augusta	COMC9600GA	HGTV	WEEKEND	Saturday	10/11/14	1:20 PM	438	CVBLMTYT14013H
Augusta	COMC9600GA	TBSC	PRIME	Sunday	10/12/14	10:16 PM	657	CVBLMTYT14013H
Augusta	COMC9600GA	HGTV	PRIME	Tuesday	10/14/14	10:44 PM	438	CVBLMTYT24013H
Augusta	COMC9600GA	TBSC	PRIME	Sunday	10/19/14	9:13 PM	657	CVBLMTYT24013H
Augusta	WAGT	NBC	DR. PHIL	Friday	9/26/14	5:55 PM	1,862	CVBLMTYT14013
Augusta	WAGT	NBC	NEWS AT 6PM	Friday	9/26/14	6:13 PM	2,081	CVBLMTYT24013
Augusta	WAGT	NBC	MODERN FAMILY	Friday	9/26/14	7:54 PM	1,424	CVBLMTYT14013
Augusta	WAGT	NBC	MODERN FAMILY	Tuesday	9/30/14	7:45 PM	1,424	CVBLMTYT24013
Augusta	WAGT	NBC	DR. PHIL	Thursday	10/2/14	5:38 PM	1,862	CVBLMTYT14013
Augusta	WAGT	NBC	NEWS AT 6PM	Tuesday	10/7/14	6:23 PM	2,081	CVBLMTYT24013
Augusta	WAGT	NBC	DR. PHIL	Thursday	10/9/14	5:28 PM	1,862	CVBLMTYT14013
Augusta	WAGT	NBC	MODERN FAMILY	Thursday	10/9/14	7:56 PM	1,424	CVBLMTYT24013
Augusta	WAGT	NBC	MODERN FAMILY	Tuesday	10/14/14	7:45 PM	1,424	CVBLMTYT14013
Augusta	WAGT	NBC	DAYTIME	Wednesday	10/15/14	11:44 AM	1,095	CVBLMTYT24013
Augusta	WAGT	NBC	DAYTIME	Friday	10/17/14	11:07 AM	1,095	CVBLMTYT14013
Augusta	WJBF	ABC	GENERAL HOSPIT	Monday	9/22/14	2:59 PM	2,191	CVBLMTYT14013H
Augusta	WJBF	ABC	EXTRA	Monday	9/22/14	7:55 PM	2,738	CVBLMTYT24013H
Augusta	WJBF	ABC	GOOD MORN AMER	Tuesday	9/23/14	8:55 AM	4,381	CVBLMTYT14013H
Augusta	WJBF	ABC	GOOD MORN AMER	Monday	9/29/14	7:59 AM	4,381	CVBLMTYT24013H
Augusta	WJBF	ABC	EXTRA	Friday	10/3/14	7:54 PM	2,738	CVBLMTYT14013H
Augusta	WJBF	ABC	6A NEWS	Monday	10/6/14	6:58 AM	4,381	CVBLMTYT24013H
Augusta	WJBF	ABC	EXTRA	Friday	10/10/14	7:49 PM	2,738	CVBLMTYT24013H
Augusta	WJBF	ABC	GENERAL HOSPIT	Friday	10/10/14	2:25 PM	2,191	CVBLMTYT14013H
Augusta	WJBF	ABC	EXTRA	Wednesday	10/15/14	7:59 PM	2,738	CVBLMTYT14013H
Augusta	WJBF	ABC	6A NEWS	Thursday	10/16/14	6:23 AM	4,381	CVBLMTYT24013H
						Augusta Total	55,749	31
Charleston	COMC7647GA	HIST	PRIME	Wednesday	9/24/14	7:13 PM	890	CVBLMTYT14013H
Charleston	COMC7647GA	GOLF	WEEKEND	Saturday	9/27/14	12:52 PM	45,977	CVBLMTYT14013H
Charleston	COMC7647GA	HIST	WEEKEND	Sunday	9/28/14	10:13 AM	742	CVBLMTYT24013H
Charleston	COMC7647GA	HIST	PRIME	Wednesday	10/1/14	9:13 PM	890	CVBLMTYT14013H
Charleston	COMC7647GA	HIST	WEEKEND	Saturday	10/4/14	5:32 PM	742	CVBLMTYT24013H
Charleston	COMC7647GA	GOLF	WEEKEND	Saturday	10/4/14	3:14 PM	148	CVBLMTYT24013H
Charleston	COMC7647GA	HIST	PRIME	Tuesday	10/7/14	10:19 PM	890	CVBLMTYT14013H
Charleston	COMC7647GA	GOLF	WEEKEND	Saturday	10/11/14	1:11 PM	148	CVBLMTYT14013H
Charleston	COMC7647GA	HIST	WEEKEND	Sunday	10/12/14	5:15 PM	742	CVBLMTYT24013H
Charleston	COMC7647GA	HIST	PRIME	Tuesday	10/14/14	7:16 PM	890	CVBLMTYT14013H
Charleston	COMC7647GA	HIST	WEEKEND	Saturday	10/18/14	9:55 AM	742	CVBLMTYT24013H
Charleston	COMC7647GA	GOLF	WEEKEND	Saturday	10/18/14	10:15 AM	148	CVBLMTYT24013H
Charleston	ECIV	ABC	GOOD MORN CHAR	Thursday	9/25/14	5:57 AM	3,263	CVBLMTYT14013H
Charleston	ECIV	ABC	LIVE W/KELLY	Friday	9/26/14	9:00 AM	2,966	CVBLMTYT24013H
Charleston	ECIV	ABC	ENTRTNMNT TON	Friday	9/26/14	7:47 PM	2,966	CVBLMTYT14013H
Charleston	ECIV	ABC	GOOD MORN CHAR	Thursday	10/2/14	6:23 AM	3,263	CVBLMTYT24013H
Charleston	ECIV	ABC	LIVE W/KELLY	Friday	10/3/14	9:27 AM	2,966	CVBLMTYT14013H
Charleston	ECIV	ABC	ENTRTNMNT TON	Monday	10/6/14	7:48 PM	2,966	CVBLMTYT24013H
Charleston	ECIV	ABC	GOOD MORN CHAR	Tuesday	10/7/14	6:30 AM	3,263	CVBLMTYT14013H
Charleston	ECIV	ABC	LIVE W/KELLY	Thursday	10/9/14	9:59 AM	2,966	CVBLMTYT24013H
Charleston	ECIV	ABC	GOOD MORN CHAR	Monday	10/13/14	6:40 AM	3,263	CVBLMTYT14013H
Charleston	ECIV	ABC	LIVE W/KELLY	Friday	10/17/14	9:58 AM	2,966	CVBLMTYT24013H
Charleston	WCBD	NBC	TODAY SHOW	Wednesday	9/24/14	8:39 AM	4,598	CVBLMTYT24013H
Charleston	WCBD	NBC	TONIGHT SHOW	Thursday	9/25/14	11:52 PM	1,483	CVBLMTYT14013H
Charleston	WCBD	NBC	TONIGHT SHOW	Monday	9/29/14	12:35 AM	1,483	CVBLMTYT24013H
Charleston	WCBD	NBC	TODAY SHOW	Wednesday	10/1/14	7:23 AM	4,598	CVBLMTYT14013H
Charleston	WCBD	NBC	TODAY SHOW	Thursday	10/9/14	8:29 AM	4,598	CVBLMTYT24013H
Charleston	WCBD	NBC	TONIGHT SHOW	Friday	10/10/14	12:33 AM	1,483	CVBLMTYT14013H
Charleston	WCBD	NBC	TONIGHT SHOW	Wednesday	10/15/14	12:14 AM	1,483	CVBLMTYT24013H
Charleston	WCBD	NBC	TODAY SHOW	Friday	10/17/14	8:57 AM	4,598	CVBLMTYT14013H
						Charleston Total	108,119	30
Columbia	TIME9626NC	LIF	VARIOUS	Friday	9/26/14	6:54 PM	184	CVBLMTYT24013H
Columbia	TIME9626NC	TLC	VARIOUS	Friday	9/26/14	5:09 PM	184	CVBLMTYT21013H
Columbia	TIME9626NC	TLC	VARIOUS	Sunday	9/28/14	9:20 PM	369	CVBLMTYT24013H
Columbia	TIME9626NC	TLC	VARIOUS	Monday	9/29/14	4:10 PM	184	CVBLMTYT24013H
Columbia	TIME9626NC	TLC	VARIOUS	Monday	9/29/14	9:14 PM	369	CVBLMTYT14013H
Columbia	TIME9626NC	TLC	VARIOUS	Monday	10/6/14	4:09 PM	184	CVBLMTYT14013H
Columbia	TIME9626NC	TLC	VARIOUS	Wednesday	10/8/14	10:10 PM	369	CVBLMTYT24013H
Columbia	TIME9626NC	LIF	VARIOUS	Sunday	10/12/14	5:47 PM	184	CVBLMTYT24013H
Columbia	TIME9626NC	TLC	VARIOUS	Monday	10/13/14	5:10 PM	184	CVBLMTYT14013H
Columbia	TIME9626NC	TLC	VARIOUS	Tuesday	10/14/14	7:39 PM	369	CVBLMTYT24013H
Columbia	WLTX	CBS	LOCAL NEWS @6A	Monday	9/22/14	6:37 AM	4,612	CVBLMTYT14013H
Columbia	WLTX	CBS	PRICE IS RIGHT	Tuesday	9/23/14	12:00 PM	2,767	CVBLMTYT24013H
Columbia	WLTX	CBS	INSIDE EDITION	Wednesday	9/24/14	7:41 PM	3,690	CVBLMTYT14013H
Columbia	WLTX	CBS	INSIDE EDITION	Monday	9/29/14	7:55 PM	3,690	CVBLMTYT24013H
Columbia	WLTX	CBS	PRICE IS RIGHT	Wednesday	10/1/14	11:59 AM	2,767	CVBLMTYT14013H
Columbia	WLTX	CBS	LOCAL NEWS @6A	Monday	10/6/14	6:36 AM	4,612	CVBLMTYT24013H
Columbia	WLTX	CBS	INSIDE EDITION	Tuesday	10/7/14	7:43 PM	3,690	CVBLMTYT14013H
Columbia	WLTX	CBS	PRICE IS RIGHT	Friday	10/10/14	11:59 AM	2,767	CVBLMTYT24013H
Columbia	WLTX	CBS	PRICE IS RIGHT	Monday	10/13/14	12:00 PM	2,767	CVBLMTYT14013H
Columbia	WLTX	CBS	INSIDE EDITION	Wednesday	10/15/14	7:40 PM	3,690	CVBLMTYT24013H
Columbia	WOLO	ABC	DR. PHIL	Wednesday	10/1/14	8:48 AM	4,243	CVBLMTYT14013H
Columbia	WOLO	ABC	GMA	Wednesday	10/1/14	5:12 PM	1,845	CVBLMTYT24013H
Columbia	WOLO	ABC	DR. PHIL	Thursday	10/2/14	7:25 AM	4,243	CVBLMTYT14013H
Columbia	WOLO	ABC	GMA	Thursday	10/2/14	5:47 PM	1,845	CVBLMTYT24013H
Columbia	WOLO	ABC	JEOPARDY	Friday	10/3/14	7:53 PM	7,564	CVBLMTYT14013H
Columbia	WOLO	ABC	DR. PHIL	Monday	10/6/14	5:13 PM	4,243	CVBLMTYT24013H
Columbia	WOLO	ABC	JEOPARDY	Monday	10/6/14	7:59 PM	7,564	CVBLMTYT14013H
Columbia	WOLO	ABC	DR. PHIL	Wednesday	10/15/14	5:51 PM	4,243	CVBLMTYT24013H
Columbia	WOLO	ABC	GMA	Friday	10/17/14	7:58 AM	1,845	CVBLMTYT14013H
						Columbia Total	75,271	29

Fall TV 2014
Co-op Partner: Columbia CVB
9/22/14 - 10/19/14

Market	Station	Network	Program	Day	Run Date	Time	Impressions	ISCI
Florence-Myrtle Beach	TIME7760NC	GOLF	VARIOUS	Tuesday	9/23/14	6:56 PM	440	CVBLMTYT14013H
Florence-Myrtle Beach	TIME7760NC	VH1	VARIOUS	Wednesday	9/24/14	8:45 PM	293	CVBLMTYT14013H
Florence-Myrtle Beach	TIME7760NC	TLC	VARIOUS	Friday	9/26/14	8:12 PM	880	CVBLMTYT24013H
Florence-Myrtle Beach	TIME7760NC	GOLF	VARIOUS	Wednesday	10/1/14	9:49 PM	440	CVBLMTYT24013H
Florence-Myrtle Beach	TIME7760NC	TLC	VARIOUS	Friday	10/3/14	10:11 PM	880	CVBLMTYT14013H
Florence-Myrtle Beach	TIME7760NC	TLC	VARIOUS	Monday	10/6/14	7:11 PM	880	CVBLMTYT14013H
Florence-Myrtle Beach	TIME7760NC	VH1	VARIOUS	Monday	10/6/14	8:56 PM	293	CVBLMTYT24013H
Florence-Myrtle Beach	TIME7760NC	GOLF	VARIOUS	Saturday	10/11/14	8:58 PM	440	CVBLMTYT24013H
Florence-Myrtle Beach	TIME7760NC	TLC	VARIOUS	Monday	10/13/14	7:09 PM	880	CVBLMTYT24013H
Florence-Myrtle Beach	TIME7760NC	GOLF	VARIOUS	Sunday	10/19/14	6:50 PM	440	CVBLMTYT14013H
Florence-Myrtle Beach	WFXB	FOX	FAMILY FEUD	Monday	9/22/14	6:22 PM	3,813	CVBLMTYT24013
Florence-Myrtle Beach	WFXB	FOX	BIG BANG	Thursday	9/25/14	7:44 PM	5,573	CVBLMTYT14013
Florence-Myrtle Beach	WFXB	FOX	BONUS	Friday	9/26/14	9:44 PM	1,467	CVBLMTYT24013
Florence-Myrtle Beach	WFXB	FOX	FAMILY FEUD	Tuesday	9/30/14	6:21 PM	3,813	CVBLMTYT14013
Florence-Myrtle Beach	WFXB	FOX	BIG BANG	Friday	10/3/14	7:55 PM	5,573	CVBLMTYT24013
Florence-Myrtle Beach	WFXB	FOX	BIG BANG	Monday	10/6/14	7:54 PM	5,573	CVBLMTYT14013
Florence-Myrtle Beach	WFXB	FOX	FAMILY FEUD	Tuesday	10/7/14	6:23 PM	3,813	CVBLMTYT24013
Florence-Myrtle Beach	WFXB	FOX	BONUS	Friday	10/10/14	9:25 PM	1,467	CVBLMTYT24013
Florence-Myrtle Beach	WFXB	FOX	BIG BANG	Tuesday	10/14/14	7:56 PM	5,573	CVBLMTYT14013
Florence-Myrtle Beach	WFXB	FOX	FAMILY FEUD	Thursday	10/16/14	6:16 PM	3,813	CVBLMTYT24013
Florence-Myrtle Beach	WPDE	ABC	GMA	Monday	9/22/14	8:58 AM	5,133	CVBLMTYT14013
Florence-Myrtle Beach	WPDE	ABC	JUDGE JUDY	Tuesday	9/23/14	4:17 PM	2,200	CVBLMTYT24013
Florence-Myrtle Beach	WPDE	ABC	DR. OZ	Tuesday	9/23/14	5:13 PM	2,493	CVBLMTYT14013
Florence-Myrtle Beach	WPDE	ABC	WPDE 6P NEWS	Tuesday	9/23/14	6:04 PM	5,867	CVBLMTYT24013
Florence-Myrtle Beach	WPDE	ABC	GMA	Tuesday	9/30/14	8:53 AM	5,133	CVBLMTYT14013
Florence-Myrtle Beach	WPDE	ABC	DR. OZ	Tuesday	9/30/14	5:04 PM	2,493	CVBLMTYT24013
Florence-Myrtle Beach	WPDE	ABC	JUDGE JUDY	Monday	10/6/14	4:24 PM	2,200	CVBLMTYT14013
Florence-Myrtle Beach	WPDE	ABC	WPDE 6P NEWS	Monday	10/6/14	6:21 PM	5,867	CVBLMTYT24013
Florence-Myrtle Beach	WPDE	ABC	DR. OZ	Wednesday	10/8/14	5:01 PM	2,493	CVBLMTYT14013
Florence-Myrtle Beach	WPDE	ABC	GMA	Friday	10/10/14	8:47 AM	5,133	CVBLMTYT24013
Florence-Myrtle Beach	WPDE	ABC	GMA	Thursday	10/16/14	7:58 AM	5,133	CVBLMTYT14013
Florence-Myrtle Beach	WPDE	ABC	DR. OZ	Thursday	10/16/14	5:05 PM	2,493	CVBLMTYT24013
					Florence-Myrtle Beach Total		92,985	32
Greensboro-H.Point-Winston Salem	TIME6655NC	TLC	FOUR HOUSES/LI	Saturday	9/27/14	3:10 PM	1,141	CVBLMTYT24013H
Greensboro-H.Point-Winston Salem	TIME6655NC	TLC	FOUR HOUSES/LI	Sunday	9/28/14	2:13 PM	1,141	CVBLMTYT14013H
Greensboro-H.Point-Winston Salem	TIME6655NC	TLC	BREAKING AMISH	Sunday	9/28/14	11:23 PM	1,712	CVBLMTYT14013H
Greensboro-H.Point-Winston Salem	TIME6655NC	TLC	BREAKING AMISH	Wednesday	10/1/14	11:08 PM	1,712	CVBLMTYT14013H
Greensboro-H.Point-Winston Salem	TIME6655NC	TLC	FOUR HOUSES/LI	Saturday	10/4/14	12:14 PM	1,141	CVBLMTYT24013H
Greensboro-H.Point-Winston Salem	TIME6655NC	TLC	FOUR HOUSES/LI	Sunday	10/5/14	11:42 AM	1,141	CVBLMTYT24013H
Greensboro-H.Point-Winston Salem	TIME6655NC	HGTV	LOVE IT LIST I	Sunday	10/5/14	12:09 PM	2,282	CVBLMTYT14013H
Greensboro-H.Point-Winston Salem	TIME6655NC	TLC	BREAKING AMISH	Monday	10/6/14	11:11 PM	1,712	CVBLMTYT24013H
Greensboro-H.Point-Winston Salem	TIME6655NC	HIST	HATFIELDS MCCO	Saturday	10/11/14	3:41 PM	1,712	CVBLMTYT24013H
Greensboro-H.Point-Winston Salem	TIME6655NC	HGTV	LOVE IT LIST I	Sunday	10/12/14	3:46 PM	2,282	CVBLMTYT14013H
Greensboro-H.Point-Winston Salem	TIME6655NC	TLC	BREAKING AMISH	Sunday	10/12/14	11:14 PM	1,712	CVBLMTYT24013H
Greensboro-H.Point-Winston Salem	TIME6655NC	TLC	BREAKING AMISH	Sunday	10/19/14	11:11 PM	1,712	CVBLMTYT14013H
Greensboro-H.Point-Winston Salem	WFMY	CBS	GOOD MORN SHOW	Monday	9/22/14	7:57 AM	4,850	CVBLMTYT14013H
Greensboro-H.Point-Winston Salem	WFMY	CBS	ELLEN	Monday	9/22/14	4:47 PM	4,280	CVBLMTYT24013H
Greensboro-H.Point-Winston Salem	WFMY	CBS	GOOD MORN SHOW	Thursday	9/25/14	6:21 AM	4,850	CVBLMTYT24013H
Greensboro-H.Point-Winston Salem	WFMY	CBS	GOOD MORN SHOW	Friday	9/26/14	6:57 AM	4,850	CVBLMTYT14013H
Greensboro-H.Point-Winston Salem	WFMY	CBS	GOOD MORN SHOW	Saturday	9/27/14	6:09 AM	4,850	CVBLMTYT24013H
Greensboro-H.Point-Winston Salem	WFMY	CBS	SUN NEWS @11P	Sunday	9/28/14	11:27 PM	11,127	CVBLMTYT14013H
Greensboro-H.Point-Winston Salem	WFMY	CBS	GOOD MORN SHOW	Monday	9/29/14	7:56 AM	4,850	CVBLMTYT24013H
Greensboro-H.Point-Winston Salem	WFMY	CBS	GOOD MORN SHOW	Monday	9/29/14	6:58 AM	4,850	CVBLMTYT14013H
Greensboro-H.Point-Winston Salem	WFMY	CBS	ELLEN	Tuesday	9/30/14	4:28 PM	4,280	CVBLMTYT24013H
Greensboro-H.Point-Winston Salem	WFMY	CBS	GOOD MORN SHOW	Tuesday	9/30/14	7:57 AM	4,850	CVBLMTYT14013H
Greensboro-H.Point-Winston Salem	WFMY	CBS	GOOD MORN SHOW	Wednesday	10/1/14	7:13 AM	4,850	CVBLMTYT14013H
Greensboro-H.Point-Winston Salem	WFMY	CBS	GOOD MORN SHOW	Saturday	10/4/14	6:58 AM	4,850	CVBLMTYT14013H
Greensboro-H.Point-Winston Salem	WFMY	CBS	GOOD MORN SHOW	Monday	10/6/14	7:44 AM	4,850	CVBLMTYT24013H
Greensboro-H.Point-Winston Salem	WFMY	CBS	GOOD MORN SHOW	Tuesday	10/7/14	7:43 AM	4,850	CVBLMTYT14013H
Greensboro-H.Point-Winston Salem	WFMY	CBS	ELLEN	Friday	10/10/14	4:29 PM	4,280	CVBLMTYT14013H
Greensboro-H.Point-Winston Salem	WFMY	CBS	GOOD MORN SHOW	Friday	10/10/14	7:52 AM	4,850	CVBLMTYT24013H
Greensboro-H.Point-Winston Salem	WFMY	CBS	GOOD MORN SHOW	Saturday	10/11/14	7:16 AM	4,850	CVBLMTYT24013H
Greensboro-H.Point-Winston Salem	WFMY	CBS	SUN NEWS @11P	Sunday	10/12/14	11:25 PM	11,127	CVBLMTYT14013H
Greensboro-H.Point-Winston Salem	WFMY	CBS	GOOD MORN SHOW	Tuesday	10/14/14	6:11 AM	4,850	CVBLMTYT24013H
Greensboro-H.Point-Winston Salem	WFMY	CBS	ELLEN	Tuesday	10/14/14	3:59 PM	4,280	CVBLMTYT24013H
Greensboro-H.Point-Winston Salem	WFMY	CBS	GOOD MORN SHOW	Wednesday	10/15/14	7:44 AM	4,850	CVBLMTYT14013H
Greensboro-H.Point-Winston Salem	WFMY	CBS	GOOD MORN SHOW	Saturday	10/18/14	8:28 AM	4,850	CVBLMTYT24013H
					Greensboro-H.Point-Winston Salem Total		136,375	34
Greenvll-Spartan-Ander-Ashe	CHAR6675SC	ENT	SOUP/WANTED LI	Monday	9/22/14	10:48 PM	1,111	CVBLMTYT24013H
Greenvll-Spartan-Ander-Ashe	CHAR6675SC	BRVO	PROPERTY ENVY/	Friday	9/26/14	10:10 PM	2,222	CVBLMTYT24013H
Greenvll-Spartan-Ander-Ashe	CHAR6675SC	TLC	PROPERTY LADDE	Saturday	9/27/14	1:30 PM	1,481	CVBLMTYT24013H
Greenvll-Spartan-Ander-Ashe	CHAR6675SC	BRVO	PROPERTY ENVY/	Wednesday	10/8/14	8:15 PM	2,222	CVBLMTYT24013H
Greenvll-Spartan-Ander-Ashe	CHAR6675SC	TLC	PROPERTY LADDE	Saturday	10/11/14	5:50 PM	1,481	CVBLMTYT24013H
Greenvll-Spartan-Ander-Ashe	WHNS	FOX	THE MORN NEWS	Monday	9/22/14	7:57 AM	7,035	CVBLMTYT24013H
Greenvll-Spartan-Ander-Ashe	WHNS	FOX	TWO & HALF MEN	Tuesday	9/23/14	5:40 PM	5,184	CVBLMTYT14013H
Greenvll-Spartan-Ander-Ashe	WHNS	FOX	BIG BANG	Wednesday	9/24/14	7:28 PM	14,811	CVBLMTYT14013H
Greenvll-Spartan-Ander-Ashe	WHNS	FOX	THE MORN NEWS	Tuesday	9/30/14	7:26 AM	7,035	CVBLMTYT14013H
Greenvll-Spartan-Ander-Ashe	WHNS	FOX	BIG BANG	Wednesday	10/1/14	7:14 PM	14,811	CVBLMTYT14013H
Greenvll-Spartan-Ander-Ashe	WHNS	FOX	BIG BANG	Monday	10/6/14	7:25 PM	14,811	CVBLMTYT24013H
Greenvll-Spartan-Ander-Ashe	WHNS	FOX	TWO & HALF MEN	Tuesday	10/7/14	5:29 PM	5,184	CVBLMTYT24013H
Greenvll-Spartan-Ander-Ashe	WHNS	FOX	THE MORN NEWS	Thursday	10/9/14	7:26 AM	7,035	CVBLMTYT24013H
Greenvll-Spartan-Ander-Ashe	WHNS	FOX	THE MORN NEWS	Friday	10/17/14	7:59 AM	7,035	CVBLMTYT24013H
Greenvll-Spartan-Ander-Ashe	WHNS	FOX	BIG BANG	Friday	10/17/14	7:12 PM	14,811	CVBLMTYT14013H
Greenvll-Spartan-Ander-Ashe	WYFF	NBC	MEREDITH VEIRA	Tuesday	9/23/14	11:41 AM	11,108	CVBLMTYT14013H
Greenvll-Spartan-Ander-Ashe	WYFF	NBC	INSIDE EDITION	Tuesday	9/23/14	7:50 PM	17,403	CVBLMTYT24013H
Greenvll-Spartan-Ander-Ashe	WYFF	NBC	SUN NWS 4 @6P	Sunday	9/28/14	6:15 PM	14,811	CVBLMTYT14013H
Greenvll-Spartan-Ander-Ashe	WYFF	NBC	MEREDITH VEIRA	Monday	9/29/14	11:09 AM	11,108	CVBLMTYT24013H
Greenvll-Spartan-Ander-Ashe	WYFF	NBC	INSIDE EDITION	Tuesday	9/30/14	7:50 PM	17,403	CVBLMTYT14013H
Greenvll-Spartan-Ander-Ashe	WYFF	NBC	MEREDITH VEIRA	Monday	10/6/14	11:20 AM	11,108	CVBLMTYT24013H
Greenvll-Spartan-Ander-Ashe	WYFF	NBC	INSIDE EDITION	Monday	10/6/14	7:41 PM	17,403	CVBLMTYT14013H
Greenvll-Spartan-Ander-Ashe	WYFF	NBC	SUN NWS 4 @6P	Sunday	10/12/14	6:29 PM	14,811	CVBLMTYT24013H
Greenvll-Spartan-Ander-Ashe	WYFF	NBC	MEREDITH VEIRA	Monday	10/13/14	11:38 AM	11,108	CVBLMTYT14013H
Greenvll-Spartan-Ander-Ashe	WYFF	NBC	INSIDE EDITION	Monday	10/13/14	7:56 PM	17,403	CVBLMTYT24013H
					Greenvll-Spartan-Ander-Ashe Total		249,930	25

Fall TV 2014
Co-op Partner: Columbia CVB
9/22/14 - 10/19/14

Market	Station	Network	Program	Day	Run Date	Time	Impressions	ISCI
Raleigh-Durham (Fayetville)	TIME6776NC	VH1	COUPLES THERAP	Friday	9/26/14	8:47 PM	12,901	CVBLMTYT24013H
Raleigh-Durham (Fayetville)	TIME6776NC	DISC	DEADLIEST CATCH	Sunday	9/28/14	9:17 AM	4,838	CVBLMTYT24013H
Raleigh-Durham (Fayetville)	TIME6776NC	VH1	COUPLES THERAP	Thursday	10/2/14	10:24 PM	12,901	CVBLMTYT24013H
Raleigh-Durham (Fayetville)	TIME6776NC	VH1	COUPLES THERAP	Sunday	10/5/14	8:46 PM	12,901	CVBLMTYT24013H
Raleigh-Durham (Fayetville)	TIME6776NC	VH1	COUPLES THERAP	Monday	10/6/14	8:55 PM	12,901	CVBLMTYT24013H
Raleigh-Durham (Fayetville)	TIME6776NC	VH1	COUPLES THERAP	Tuesday	10/7/14	8:54 PM	12,901	CVBLMTYT14013H
Raleigh-Durham (Fayetville)	TIME6776NC	DISC	DEADLIEST CATCH	Sunday	10/12/14	11:13 AM	4,838	CVBLMTYT24013H
Raleigh-Durham (Fayetville)	TIME6776NC	VH1	COUPLES THERAP	Monday	10/13/14	9:48 PM	12,901	CVBLMTYT24013H
Raleigh-Durham (Fayetville)	TIME6776NC	VH1	COUPLES THERAP	Tuesday	10/14/14	8:45 PM	12,901	CVBLMTYT14013H
Raleigh-Durham (Fayetville)	WRAL	CBS	CBS DY ROTATOR	Monday	9/22/14	2:26 PM	20,964	CVBLMTYT14013H
Raleigh-Durham (Fayetville)	WRAL	CBS	LETTERMAN	Monday	9/22/14	12:03 AM	27,415	CVBLMTYT24013H
Raleigh-Durham (Fayetville)	WRAL	CBS	WRAL MORN NEWS	Thursday	9/25/14	6:43 AM	62,893	CVBLMTYT14013H
Raleigh-Durham (Fayetville)	WRAL	CBS	WRAL MORN NEWS	Monday	9/29/14	6:58 AM	62,893	CVBLMTYT24013H
Raleigh-Durham (Fayetville)	WRAL	CBS	LETTERMAN	Tuesday	9/30/14	11:54 PM	27,415	CVBLMTYT24013H
Raleigh-Durham (Fayetville)	WRAL	CBS	WRAL MORN NEWS	Monday	10/6/14	5:58 AM	62,893	CVBLMTYT24013H
Raleigh-Durham (Fayetville)	WRAL	CBS	CBS DY ROTATOR	Tuesday	10/7/14	2:26 PM	20,964	CVBLMTYT24013H
Raleigh-Durham (Fayetville)	WRAL	CBS	LETTERMAN	Wednesday	10/8/14	12:17 AM	27,415	CVBLMTYT24013H
Raleigh-Durham (Fayetville)	WRAL	CBS	WRAL MORN NEWS	Tuesday	10/14/14	6:44 AM	62,893	CVBLMTYT24013H
Raleigh-Durham (Fayetville)	WRAL	CBS	LETTERMAN	Tuesday	10/14/14	12:32 AM	27,415	CVBLMTYT24013H
Raleigh-Durham (Fayetville)	WTVD	ABC	NEWS @ 6P	Wednesday	10/1/14	6:15 PM	51,604	CVBLMTYT14013H
Raleigh-Durham (Fayetville)	WTVD	ABC	NEWS @ 11P	Wednesday	10/1/14	11:11 PM	54,830	CVBLMTYT24013H
Raleigh-Durham (Fayetville)	WTVD	ABC	JIMMY KIMMEL	Friday	10/3/14	11:15 PM	24,190	CVBLMTYT14013H
Raleigh-Durham (Fayetville)	WTVD	ABC	NEWS @ 11P	Friday	10/3/14	12:22 AM	54,830	CVBLMTYT24013H
Raleigh-Durham (Fayetville)	WTVD	ABC	JIMMY KIMMEL	Tuesday	10/7/14	11:26 PM	24,190	CVBLMTYT14013H
Raleigh-Durham (Fayetville)	WTVD	ABC	NEWS @ 11P	Tuesday	10/7/14	11:53 PM	54,830	CVBLMTYT24013H
Raleigh-Durham (Fayetville)	WTVD	ABC	NEWS @ 6P	Thursday	10/9/14	6:29 PM	51,604	CVBLMTYT14013H
Raleigh-Durham (Fayetville)	WTVD	ABC	JIMMY KIMMEL	Friday	10/10/14	11:53 PM	24,190	CVBLMTYT24013H
Raleigh-Durham (Fayetville)	WTVD	ABC	JIMMY KIMMEL	Friday	10/17/14	11:33 PM	24,190	CVBLMTYT14013H
Raleigh-Durham (Fayetville)	WTVD	ABC	NEWS @ 11P	Friday	10/17/14	12:29 AM	54,830	CVBLMTYT24013H
					Raleigh-Durham (Fayetville) Total		922,430	29
Savannah	COMC6996GA	TBSC	EARLY FRINGE	Wednesday	9/24/14	5:12 PM	1,116	CVBLMTYT14013H
Savannah	COMC6996GA	TBSC	WEEKEND	Saturday	9/27/14	2:07 PM	744	CVBLMTYT24013H
Savannah	COMC6996GA	TBSC	EARLY FRINGE	Wednesday	10/1/14	5:13 PM	1,116	CVBLMTYT24013H
Savannah	COMC6996GA	TBSC	WEEKEND	Saturday	10/4/14	3:48 PM	744	CVBLMTYT14013H
Savannah	COMC6996GA	TBSC	EARLY FRINGE	Friday	10/10/14	5:14 PM	1,116	CVBLMTYT24013H
Savannah	COMC6996GA	TBSC	PRIME	Friday	10/10/14	7:04 PM	744	CVBLMTYT14013H
Savannah	COMC6996GA	TBSC	WEEKEND	Sunday	10/12/14	2:10 PM	744	CVBLMTYT14013H
Savannah	COMC6996GA	TNT	PRIME	Friday	10/17/14	7:12 PM	1,116	CVBLMTYT14013H
Savannah	COMC6996GA	TNT	PRIME	Friday	10/17/14	10:39 PM	1,116	CVBLMTYT24013H
Savannah	COMC6996GA	TBSC	WEEKEND	Sunday	10/19/14	2:06 PM	744	CVBLMTYT24013H
Savannah	WSAV	NBC	COASTAL SUNRIS	Wednesday	9/24/14	8:59 AM	2,233	CVBLMTYT14013H
Savannah	WSAV	NBC	TODAY SHOW	Monday	9/29/14	8:57 AM	3,846	CVBLMTYT24013H
Savannah	WSAV	NBC	COASTAL SUNRIS	Thursday	10/2/14	6:38 AM	2,233	CVBLMTYT14013H
Savannah	WSAV	NBC	WSAV NEWS @6P	Friday	10/3/14	6:18 PM	5,955	CVBLMTYT24013H
Savannah	WSAV	NBC	COASTAL SUNRIS	Wednesday	10/8/14	8:42 AM	2,233	CVBLMTYT14013H
Savannah	WSAV	NBC	TODAY SHOW	Thursday	10/9/14	6:12 PM	3,846	CVBLMTYT14013H
Savannah	WSAV	NBC	WSAV NEWS @6P	Thursday	10/9/14	7:29 AM	5,955	CVBLMTYT24013H
Savannah	WSAV	NBC	COASTAL SUNRIS	Friday	10/10/14	5:12 AM	1,365	CVBLMTYT14013H
Savannah	WSAV	NBC	SAT TODAY	Saturday	10/11/14	8:57 AM	1,241	CVBLMTYT24013H
Savannah	WSAV	NBC	SUN TODAY	Sunday	10/12/14	8:29 AM	2,109	CVBLMTYT14013H
Savannah	WSAV	NBC	TODAY SHOW	Friday	10/17/14	7:24 AM	3,846	CVBLMTYT14013H
Savannah	WTOC	CBS	NEWS AT 11P	Friday	9/26/14	11:08 PM	5,707	CVBLMTYT14013H
Savannah	WTOC	CBS	CBS DY ROTATOR	Tuesday	9/30/14	1:59 PM	3,474	CVBLMTYT24013H
Savannah	WTOC	CBS	NEWS AT 11P	Wednesday	10/1/14	11:32 PM	5,707	CVBLMTYT14013H
Savannah	WTOC	CBS	NEWS AT DAYBRK	Thursday	10/2/14	12:56 PM	5,955	CVBLMTYT14013H
Savannah	WTOC	CBS	CBS DY ROTATOR	Thursday	10/2/14	7:40 AM	3,474	CVBLMTYT24013H
Savannah	WTOC	CBS	LETTERMAN	Friday	10/3/14	12:20 AM	1,985	CVBLMTYT14013H
Savannah	WTOC	CBS	CBS DY ROTATOR	Friday	10/3/14	7:55 AM	3,474	CVBLMTYT24013H
Savannah	WTOC	CBS	LETTERMAN	Monday	10/6/14	12:31 AM	1,985	CVBLMTYT24013H
Savannah	WTOC	CBS	NEWS AT 11P	Tuesday	10/7/14	11:11 PM	5,707	CVBLMTYT14013H
Savannah	WTOC	CBS	NEWS AT 11P	Monday	10/13/14	11:32 PM	5,707	CVBLMTYT24013H
					Savannah Total		87,335	31
Wilmington	TIME7757NC	ENT	CHELSEA LATELY	Thursday	9/25/14	9:52 PM	103	CVBLMTYT24013H
Wilmington	TIME7757NC	TLC	CAKE BOSS/RAND	Friday	9/26/14	10:13 PM	514	CVBLMTYT24013H
Wilmington	TIME7757NC	TLC	CAKE BOSS/RAND	Tuesday	9/30/14	10:13 PM	514	CVBLMTYT24013H
Wilmington	TIME7757NC	ENT	CHELSEA LATELY	Wednesday	10/1/14	8:11 PM	514	CVBLMTYT24013H
Wilmington	TIME7757NC	TLC	CAKE BOSS/RAND	Monday	10/6/14	8:46 PM	103	CVBLMTYT24013H
Wilmington	TIME7757NC	TLC	CAKE BOSS/RAND	Monday	10/6/14	9:12 PM	514	CVBLMTYT24013H
Wilmington	TIME7757NC	TLC	CAKE BOSS/RAND	Tuesday	10/7/14	8:07 PM	514	CVBLMTYT24013H
Wilmington	TIME7757NC	TLC	CAKE BOSS/RAND	Wednesday	10/15/14	9:10 PM	514	CVBLMTYT24013H
Wilmington	TIME7757NC	TLC	CAKE BOSS/RAND	Friday	10/17/14	10:10 PM	514	CVBLMTYT14013H
Wilmington	WILM	CBS	PRICE IS RIGHT	Sunday	10/19/14	8:13 PM	514	CVBLMTYT24013H
Wilmington	WILM	CBS	YOUNG & RESTLS	Tuesday	9/23/14	10:59 AM	1,028	CVBLMTYT14013H
Wilmington	WILM	CBS	BIG BANG	Friday	9/26/14	1:29 PM	1,028	CVBLMTYT24013H
Wilmington	WILM	CBS	BIG BANG	Friday	9/26/14	7:45 PM	3,599	CVBLMTYT14013H
Wilmington	WILM	CBS	YOUNG & RESTLS	Wednesday	10/1/14	7:42 PM	3,599	CVBLMTYT14013H
Wilmington	WILM	CBS	YOUNG & RESTLS	Thursday	10/2/14	12:56 PM	1,028	CVBLMTYT14013H
Wilmington	WILM	CBS	PRICE IS RIGHT	Monday	10/6/14	1:29 PM	1,028	CVBLMTYT14013H
Wilmington	WILM	CBS	BIG BANG	Friday	10/10/14	10:59 AM	1,028	CVBLMTYT14013H
Wilmington	WILM	CBS	BIG BANG	Friday	10/10/14	7:54 PM	3,599	CVBLMTYT14013H
Wilmington	WILM	CBS	YOUNG & RESTLS	Wednesday	10/15/14	7:43 PM	3,599	CVBLMTYT14013H
Wilmington	WSFX	FOX	INSIDE EDITION	Friday	10/17/14	6:28 PM	1,028	CVBLMTYT14013H
Wilmington	WSFX	FOX	STEVE HARVEY	Monday	9/22/14	12:43 PM	1,748	CVBLMTYT14013H
Wilmington	WSFX	FOX	10PM NEWS	Monday	9/22/14	4:56 PM	1,234	CVBLMTYT24013H
Wilmington	WSFX	FOX	10PM NEWS	Tuesday	9/23/14	10:57 PM	2,673	CVBLMTYT14013H
Wilmington	WSFX	FOX	INSIDE EDITION	Monday	9/29/14	10:39 PM	2,673	CVBLMTYT24013H
Wilmington	WSFX	FOX	INSIDE EDITION	Friday	10/3/14	12:50 PM	1,748	CVBLMTYT14013H
Wilmington	WSFX	FOX	STEVE HARVEY	Tuesday	10/7/14	12:41 PM	1,748	CVBLMTYT24013H
Wilmington	WSFX	FOX	10PM NEWS	Tuesday	10/7/14	4:09 PM	1,234	CVBLMTYT14013H
Wilmington	WSFX	FOX	10PM NEWS	Wednesday	10/8/14	10:39 PM	2,673	CVBLMTYT24013H
Wilmington	WSFX	FOX	INSIDE EDITION	Monday	10/13/14	10:46 PM	2,673	CVBLMTYT14013H
				Thursday	10/16/14	12:52 PM	1,748	CVBLMTYT24013H
					Wilmington Total		45,036	30
					ALL MARKETS TOTAL		1,773,229	271

Early 2015 Marketing Proposal

Markets of Focus:
Charlotte/York/Rock Hill, Asheville/Hendersonville, Greenville/Spartanburg/Anderson, Aiken/Augusta, Atlanta

Dates:
Original 1/5/15-2/8/15 (5 weeks), Suggested 2/23/15-3/27/15

Broadcast/Cable:
Greenville/Spartanburg/Anderson/Asheville, WHNS-FOX TV – 70 commercials
Asheville/Hendersonville, Time Warner Cable – 814 commercials
Charlotte/York/Rock Hill/Chester, Time Warner Cable – 1,124 commercials
Aiken/Augusta, WRDW-CBS TV – 66 commercials

Digital:

- Atlanta/Charlotte/Greenville-Spartanburg-Anderson-Asheville/Augusta-Aiken – comprehensive online campaign that includes search re-targeting, in-banner video, select pre-roll and targeted display impressions (including mobile/tablet and targeting specific travel-related websites) – 1,035,000 impressions total

- Greenville/Spartanburg/Anderson/Asheville, WHNS-FOX TV – 500,000 online impressions (including mobile), homepage skin reaching 100,000 unique visitors (200,000 impressions), live streaming sponsor

- Charlotte, Time Warner Cable – email sign-in page sponsorship (55,000 impressions)

- Charlotte, WSOC – 100,000 in-banner video impressions

- Charlotte, WBTV – 100,000 in-banner video impressions

- Atlanta, WSB – 100,000 in-banner video impressions

Recap:

- WHNS-FOX TV
- Time Warner Asheville
- Time Warner Charlotte
- WRDW-CBS TV
- WHNS-FOX Digital
- Time Warner Charlotte Digital
- WSOC Digital
- WBTV Digital
- WSB Digital
- Network Digital
- **Total Commercials – 2,074**
- **Total Digital Impressions – 2,120,000**
- Includes creative update on both spots adding spring palate photos and messaging
- Includes all creative on all digitals
- May include upgrading digitals to run :30 spots in markets where applicable

---

Total - $75,000

CHARLESTON
1051 Morrison Dr.
Charleston • SC 29403
843.654.4009
843.628.1202

COLUMBIA
1201 Lincoln St • Ste 302
Columbia • SC 29201
803.254.4334
803.753.1778

postnobills.com

CVB Billboard Campaign 2014-2015

GRACE	Size	No. of Weeks	Flight Dates
Charlotte - Digital at I-77 .5 mi N/O Tyvola Road (Slot 5)	16x23	52	7/1/14-7/1/15
Charlotte - Digital at I-77 .5 mi N/O Tyvola Road (Slot 6)	16x23	52	7/1/14-7/1/15
		Total	$46,000

LAMAR	Size	No. of Weeks	Flight Dates
Augusta - Digital at I-20/Tower Road	14x48	52	7/7/2014- 7/6/2015
		Total	$24,400

ADAMS	Size	No. of Weeks	Flight Dates
Darlington - Bulletins at I-20	14x48	52	6/16/14-8/18/14
		Total	$4,000

RED TRUCK	Size	No. of Weeks	Flight Dates
Augusta - Digital at Washington Road/Augusta Nat'l	14x48	50	7/14/14-6/30/15
Charlotte - Digital at Epi Centre	224x384	52	
Charlotte - Digital at I-485	176x660	52	
Great Falls - Bulletin at I-77 mm 54, Unit 13T (sequential)	10.5x36	52	6/15/2014-6/30/2015
Great Falls - Bulletin at I-77 mm54, Unit 17T (sequential)	10.5x36	52	6/15/2014-6/30/2015
Great Falls - Bulletin at I-77 mm54, Unit 21T (sequential)	10.5x36	52	6/15/2014-6/30/2015
Hendersonville - Bulletin at I-26, Unit 1357 (sequential)	10.5x36	52	6/16/2014-6/28/2015
Hendersonville - Bulletin at I-26, Unit 1367 (sequential)	10.5x36	52	6/16/2014-6/28/2015
Hendersonville - Bulletin at I-26, Unit 1377 (sequential)	10.5x36	52	6/16/2014-6/28/2015
		Total	$159,860

CBS	Size	No. of Weeks	Flight Dates
Charleston - Bulletin at I-26 .5mi E/O Exit 165, Unit 52626A-O (sequential)	14x48	52	6/30/2014-6/28/2015
Charleston - Bulletin at I-26 .6mi E/O Exit 165, Unit 52628A-O (sequential)	14x48	52	6/30/2014-6/28/2015
Charleston - Bulletin at I-26 .7mi E/O Exit 165, Unit 52630A-O (sequential)	14x48	52	6/30/2014-6/28/2015
Charleston - Bulletin at I-26 .8 mi E/O Exit 165, Unit 52632A-O (sequential)	14x48	52	6/30/2014-6/28/2015
		Total	$33,180

Billboards Total	$267,440
Creative for Epi-Centre Multimedia :30 spot (Reproduce, Reformat, Update)	$3,500
Creative for Design & All Digitals	$20,000
CBS Production & Extensions	$4,200
Grand Total	$295,140

901-8612 Meetings	Ad Description	901-8612 Leisure	Ad Description	905-8612 Leisure	Ad Description	905-8612 Meetings	Ad Description
75,000	CVB Green Chair a	50,000	Hot Spot ads for alt weeklie	197,096	Spring Sweepstakes & General Leisu	65,694	Hotel partner ad
25,150	MNI Wrap	26,000	Chas. City Paper	128,113	Southern Living	5000	RCM March
3600	SMU Sept Ad	12000	Augusta Metro Spirit	49,340	Garden & Gun	5000	RCM June
6100	SM May Ad	12000	Charlotte Creative Loafing	12,400	SC Vacation Guide	6500	Palate - March
2000	Rejuv Mint	1,250	Columbia Book	20,000	Sojern	6500	Palate- April
2000	Connect Mint			1,200	Visitor Guides - Greenville Journal	6500	Palate- June
4000	Connect Show Ad			2,010	Visitor Guides - Augusta Chronicle		
4000	Rejuv Show Ad						
4000	SM Eblast (4)						
4995	RCMA Wrap						
1891.5	Convention South Co-op w/ Doubletree Oct						
1891.5	Convention South Co-op with Embassy Jan						
2495	RCMA Bags						
300	Connect Profile						
300	Rejuvenate Profile						
3532	Association Forum Show Guide w/ Doubletree & inn at USC						
5600	MPI						
71,855		51,250		213,063		29500	

904-8612 Meetings	Ad Description	901-8612 - SEC	Ad Description	905-8612 30% co-op	Ad Description	901-8751 aRES	Ad Description
63,000	Convention Center ads	25,000	USC & Opposing Team F	100,000	Hotels supply artwork to promote own pr	25,000	Cool Pass
25,150	Food & Wine Cover Wrap	2,000	ECU Banner	2,000	ECU Banner Hilton Garden Inn	7,000	SEM - Cool Pass
4,000	Connect Show Issue	2,000	UGA Banner	500	Furman Banner Hilton/Hampton	6000	FB/Social Media
4,000	Rejuv Show Issue	2,000	Mizzou Banner	500	South Alabama Banner Hilton/Hampton	6,000	Print and Digital
		500	Furman Banner	2,310	Paper stick fan: hilton, hampton, hgi, dou	6,000	aRES Contract
1,250	Columbia Book	2,000	Tennessee Banner	900	RCMA Wrap:Marriott, Hilton		
2,937	Venues Today Nov.	500	South Alabama Banner	1,500	Convention South Doubletree - October		
5,600	MPI	1,500	Texas Aggie Magazine	2950	Southern Living Hilton		
		12,000	Spurrier Show	12,600	SC Vacation Guide: Hilton, Hampton		
				2000	Connect Mints Marriott		
				2000	Rejuvenate Mints Marriott		
				535	Augusta Metro Spirit HGI		
				640	Charleston City Paper Doubletree		
				2000	Tennessee Banner Ad Courtyard		
				2000	UGA Banner- Affordable Suites		
				2000	Mizzou Banner- Affordable Suites		
				1500	Convention South Embassy - March		
				4165	Southern Living Embassy - half page		
				2950	Southern Living Courtyard - 1/3 page		
				575	Cell Phone Wipe - Doubletree		
				2853	Travel Expense Doubletree		
				115	Charleston City Paper Affordable Suites		
				130	Creative Loafing Charlotte		
				2950	Southern Living 1/3 Homewood		
				830	CVB Visitors Guide Ad - Courtyard		
				3150	CVB Visitors Guide Ad - Inn at USC		
42,937		22,500				25,000	

905-86129 Coop	Ad Description	
225,000	Attractions/Events partners submit artwork	
75,000	State Fair	
1250	Run Hard Marathon	
6000	Governor's Cup - The State	
0	Mud Run	
167	Run Hard Marathon digital extra	
990	FHNY SL December Event Guide	
31,500	Cola Daily Co-op	
7500	Trip Advisor/CCLMC	
12,000	DTN Revenue Share - CVB Website ads	
4360	Restaurant Week - SL	
138,767		

901-8612 Meetings	Ad Description	901-8612 Leisure	Ad Description	905-8612 Leisure	Ad Description	905-8612 Meetings	Ad Description
75,000	CVB Green Chair a	**50,000**	Hot Spot ads for alt weeklie	**197,096**	Spring Sweepstakes & General Leisu	**65,694**	Hotel partner ad
25,150	MNI Wrap	26,000	Chas. City Paper	128,113	Southern Living	5000	RCM March
3600	SMU Sept Ad	12000	Augusta Metro Spirit	49,340	Garden & Gun	5000	RCM June
6100	SM May Ad	12000	Charlotte Creative Loafing	12,400	SC Vacation Guide	6500	Palate - March
2000	Rejuv Mint	1,250	Columbia Book	20,000	Sojern	6500	Palate- April
2000	Connect Mint			1,200	Visitor Guides - Greenville Journal	6500	Palate- June
4000	Connect Show Ad			2,010	Visitor Guides - Augusta Chronicle		
4000	Rejuv Show Ad						
4000	SM Eblast (4)						
4995	RCMA Wrap						
1891.5	Convention South Co-op w/ Doubletree Oct						
1891.5	Convention South Co-op with Embassy Jan						
2495	RCMA Bags						
300	Connect Profile						
300	Rejuvenate Profile						
3532	Association Forum Show Guide w/ Doubletree & inn at USC						
5600	MPI						
71,855		51,250		213,063		29500	

904-8612 Meetings	Ad Description	901-8612 - SEC	Ad Description	905-8612 30% co-op	Ad Description	901-8751 aRES	Ad Description
63,000	Convention Center ads	25,000	USC & Opposing Team F	100,000	Hotels supply artwork to promote own pr	25,000	Cool Pass
25,150	Food & Wine Cover Wrap	2,000	ECU Banner	2,000	ECU Banner Hilton Garden Inn	7,000	SEM - Cool Pass
4,000	Connect Show Issue	2,000	UGA Banner	500	Furman Banner Hilton/Hampton	6000	FB/Social Media
4,000	Rejuv Show Issue	2,000	Mizzou Banner	500	South Alabama Banner Hilton/Hampton	6,000	Print and Digital
		500	Furman Banner	2,310	Paper stick fan: hilton, hampton, hgi, dou	6,000	aRES Contract
1,250	Columbia Book	2,000	Tennessee Banner	900	RCMA Wrap:Marriott, Hilton		
2,937	Venues Today Nov.	500	South Alabama Banner	1,500	Convention South Doubletree - October		
5,600	MPI	1,500	Texas Aggie Magazine	2950	Southern Living Hilton		
		12,000	Spurrier Show	12,600	SC Vacation Guide: Hilton, Hampton		
				2000	Connect Mints Marriott		
				2000	Rejuvenate Mints Marriott		
				535	Augusta Metro Spirit HGI		
				640	Charleston City Paper Doubletree		
				2000	Tennessee Banner Ad Courtyard		
				2000	UGA Banner- Affordable Suites		
				2000	Mizzou Banner- Affordable Suites		
				1500	Convention South Embassy - March		
				4165	Southern Living Embassy - half page		
				2950	Southern Living Courtyard - 1/3 page		
				575	Cell Phone Wipe - Doubletree		
				2853	Travel Expense Doubletree		
				115	Charleston City Paper Affordable Suites		
				130	Creative Loafing Charlotte		
				2950	Southern Living 1/3 Homewood		
				830	CVB Visitors Guide Ad - Courtyard		
				3150	CVB Visitors Guide Ad - Inn at USC		
42,937		22,500				25,000	

905-86129 Coop	Ad Description	
225,000	Attractions/Events partners submit artwork	
75,000	State Fair	
1250	Run Hard Marathon	
6000	Governor's Cup - The State	
0	Mud Run	
167	Run Hard Marathon digital extra	
990	FHNY SL December Event Guide	
31,500	Cola Daily Co-op	
7500	Trip Advisor/CCLMC	
12,000	DTN Revenue Share - CVB Website ads	
4360	Restaurant Week - SL	
138,767		

County of Lexington
Accommodations Tax Fund
FY 2015/2016

APPLICATION



1. Name of Project/Event: Greater Cayce West Columbia Visitor Center

2. Sponsoring Organization: Same

   Mailing Address: 1006 12th Street Cayce, SC 29033

3. Event/Project Director:

   Name John Banks Title Director of Tourism

   Telephone 803-794-6504 Alternate Telephone 803-665-7620

   Fax Number 803-794-6505

   Email wmvisitorcenter@aol.com

4. Event Website: visitwestmetro.com

5. Event/Project Category (*Check One*):
   - ○ Tourism, Advertising/Promotion - *see #10 for advertising/promotion sources*
   - ◉ Tourism Related Expenditures: Promotions and Operating visitor center.

6. Project Timeline: Beginning date 7/1/2015 End date 6/30/2016

7. Location of Project/Event: GCWC Visitor Center 1006 12th St. Cayce, SC 29033

8. Number of employees: #Full-time _____ #Part-time 2

9. Do you advertise outside a 50-mile radius? ■Yes ☐No

10. If yes to #9, please check all that apply to advertising sources outside of Lexington County:
    - ☑ Rack Cards - # distributed 3,600
    - ☑ Brochures - # distributed 6,842
    - ☐ Posters - # distributed _____
    - ☑ Magazine Ads - # ads 7 (list ads and distribution range on separate sheet)
    - ☑ Newspaper Ads - # ads 11 (list newspapers and distribution range on separate sheet)
    - ☐ Television Ads - # ads _____ (list stations and viewing range on separate sheet)
    - ☐ Radios Ads - # ads _____ (list stations and listener range on separate sheet)
    - ☐ Billboards - # ads _____ (list number and location of billboards on separate sheet)
    - ☑ Websites - # web pages other than primary website # 9 (list on separate sheet with target audience)
    - ☐ Other than listed above: _____ (list on separate sheet with target audience)

11. How many people do you expect to attend? N/A

12. Of this number, how many are tourists? All (Tourists: "*People taking trips outside of their home communities for any purpose, except daily commuting to and from work.*") [SC Code of Laws, Chapter 6, Section 6-4-5 (4)].

13. List the methods used to track tourists:
- ■ Web page inquires - estimated inquires per month 1600
- ■ Phone call inquiries - estimated phone calls per month 54
- ◉ Brochure mailings - estimated brochures mailed per month 185 Mail and Email
- ☐ Event ticket sales - estimated tickets sold per event
- ☐ Event registration - estimated registrants per event
- ☐ Hotel sales - estimated sales per event/per month
- ☐ License plates - estimated count per event
- ☐ Surveys - estimated number of responses per survey
- ☐ Other than listed:

14. **Must complete:** County accommodations funds are generated from the hotels in the unincorporated areas of the County. Please list the hotels and number of room nights you have used or plan to use for your event/project located in the unincorporated areas of Lexington County only:
We are a marketing wing and servicing group and do not actually book rooms.

15. Please indicate you have read: **Chapter 6, Sections 6-4-5 (4) and 6-4-10, SC Code of Laws, 1976**? ■Yes ☐No

16. Project Budget - **Request for funds must meet the requirements of Chapter 6, Section 6-4-10, SC Code of Laws, 1976, as amended.**

a. Estimated total cost of Project $ 58,530.00
b. Amount of Accommodations Funds requested for this Project: $ 12,500
c. This request equals what percent of the total Project/Event Budget? 21.3 %
d. List specifically what the funds will be used for and the estimated amount i.e. brochures - $1,500, etc. Billboads and magazine ads

17. Has your project or organization previously received Accommodations Tax Funds?
■Yes ☐No

a. If yes, state year All, amount $_____, source_____, and purpose:_____

b. For each award year, did you expend 100% of the Accommodations Tax Funds you received?
☐Yes ■No

c. If no, please explain: A small portion is carried over for operations in July.

18. Type of Organization:
Please check one:

- ○ County
- ○ Municipal
- ◉ Non-profit Organization
- ○ Community service club, church, etc.
- ○ 501(c) 3
- ○ Other:_____

Note: For-profit organizations are not eligible for Accommodations Tax Funds

19. Project description - please attach a report with the following information needed by the Tourism Expenditure Review Committee to be sure that the event/project was in accordance to Section 6-4-10 of the S.C. Code of Laws (***Use separate sheet for Project Description if needed***):

a. General description
b. State the benefit that this project will serve toward promoting tourism and the Lexington County Community
c. Total attendance to the event/project versus the number of total tourists in attendance
d. Economic impact generated by tourism to the event/project
e. Overall description of how the event/project attracts and promotes tourists to the area and specifically how the Accommodations Tax Funds were used to accomplish this
f. Additional comments:_____

Answers to 19 Attached seperate forms

PLEASE NOTE: Applicant and/or representatives must be present during review process by the Accommodations Tax Advisory Board in order to be considered for funding.

Signature of Event/Project Director:

John R. Banks	Director of Tourism
Print Name	Title
John R. Banks	January 7, 2014
Signature	Date

County of Lexington
Accommodations Tax Fund
FY 2015/16

FUNDING SOURCES

Organization Name: Greater Cayce West Columbia Visitor Center

List of Funding Sources	Actual 2013/14	Current 2014/15	Estimated 2015/16
City of Cayce	$ 18,000.(	$ 18,000.0	$ 18,000.00
City of West Columbia	$ 19,652.(	$ 28,000.0	$ 26,000.00
Lexington County**	$ 17,250.(	$ 13,000.0	$ 12,500.00
**Lexington County contributions were higher because			
of late distribution of 12/13 funds.			
Carry Over from previous year	$ 7,185.1	$ 12,282.0	$ 2,030.00
Refund from Clear Channel Ads	$ 719.00		
	$ 62,806.1	$ 71,282.0	$ 58,530.00

County of Lexington
Accommodations Tax Fund
FY 2015/16

EXPENDITURES

Organization Name: Greater Cayce West Columbia Visitor Center

List of Expenditures	Actual 2013/14	Current 2014/15	Estimated 2015/16
Web Advertsing	$ 6,269.0	$ 3,245.00	$ 8,000.00
Print Advertising	$ 6,442.5	$ 3,400.00	$ 6,000.00
Billboard		$ 5,824.00	$ 4,000.00
Printing		$ 2,000.00	$ 3,000.00
Web Hosting	$ 1,154.9	$ 534.00	
Signage		$ 259.32	
Rent		$ 300.00	$ 600.00
Postage	$ 165.78	$ 122.00	$ 400.00
Office Supplies	$ 355.47	$ 1,095.00	$ 500.00
Training Educational Expenses		$ 940.00	$ 500.00
Payroll	$ 31,230.0	$ 15,600.0	$ 31,230.00
Taxes and Fees	$ 4,237.4	$ 2,123.00	$ 4,300.00
Social Media Consulting	$ 500.00		
Marketing Entertainment ***	$ 168.54		
**Meal purchased for SCPRT event hosted			
Carryover to Next year	$ 12,282.4		
	$ 62,806.1	$ 35,442.3	$ 58,530.00

Clear Forms | Print Forms | Save Forms

County of Lexington
Accommodations Tax Fund
FY 2014/15 FINAL REPORT

I. PROJECT INFORMATION:

Organization Name: Greater Cayce West Columbia Visitor Center

Project/Event Name: Greater Cayce West Columbia Visitor Center

Contact Name: John Banks Phone: 803-794-6504

II. PROJECT COMPLETION:

Were you able to complete the project/event as stated in your original application? (•) Yes ( ) No

If no, state any problems you encountered: _____

III. PROJECT SUCCESS:

Please share any additional comments regarding the project (e.g., lessons learned, successes, problems encountered, etc.):
The growth of the visitors centers outreach has grown 35% in each of the last two years.

IV. PROJECT ATTENDANCE:

Record numbers in table below as requested by the Tourism Expenditure Review Committee. Numbers are to reflect attendance and funds received for projects for current and previous years.

	FY2014/15 Current Year	2013/14 Previous Year
Total Budget of Event/Project	71,282.00	62,806.17
Amount Funded by the Lexington County Accommodations Tax Fund	13,000.00	17,250.00
Amount Funded by the Lexington County Accommodations Tax Funds from all Sources		
Total Attendance		
Total Tourists*		

**Tourists are generally defined as those who travel 50 miles or more to attend.*

V. METHODS:

Please describe the methods used to capture the attendance data listed above (license plates, surveys, etc.): _____

VI. PROJECT BUDGET:

Attach a report indicating what project expenses were paid for using the Lexington County Accommodations Tax Funds for the fiscal year.

VII. ORGANIZATION SIGNATURE:

Provide signature of official with the organization verifying accuracy of above statements.

John R. Banks
Print Name

Director of Tourism
Title

John R. Banks
Signature

January 7, 2015
Date

Question 10 Distribution Information:

Newspaper Ads: 11

Charlotte Observer 3 Ads Supporting the Bluegrass Festival

9/29/2014, 10/1/2014, 10/2/2014

The Charlotte Observer quotes 275,000 readers per day

Charlotte Observer 3 Ads Supporting the Riverwalk Music Festival

4/7/2014, 4/9/2014, 4/11/2014

The Charlotte Observer quotes 275,000 readers per day

Atlanta Journal Constitution 4 Ads Supporting the Riverwalk Music Festival

4/4/2014, 4/6/2014 (Sunday), 4/8/2014, 4/10/2014

The Atlanta Journal Constitution quotes 525 readers per day and 1,000,000 on Sundays

Atlanta Journal Constitution 1 Ad Supporting "Got to get out of the Town" Campaign

Sunday Sumer Travel Feature Section 7/27/2014

The Atlanta Journal Constitution quotes 1,000,000 on Sundays

Magazine Ads: 8

Charlotte Observer Living Here Annual Magazine ¼ page Ad

Supporting "Got to get out of this town, Pack light and Enjoy"

400,000 Magazines Produced 150,00 distributed to subscribers (1 Year Shelf Life)

Canoe and Kayak Magazine ½ Page ad in June 2014 Issue

74,000 Monthly Subscribers with another 100,000 on Newsstands

Kayak Fish Magazine ½ Page ad in Summer 2014 Issue

21,000 Monthly Subscribers with another 60,000 on Newsstands

Southern Travel & Lifestyles 3 Full Page Bi-Monthly ads

December/January , February/March, April/May

Magazine has 200,000 Digital Subscribers and Circulates another 300,000 hard copies

Scottish Banner Half Page ad on Center Page month of March

In support of Tartan Day South Festival

230,000 United State Subscribers

Website Ads: 8

Charlotteobserver.com 40,000 Impressions run of site (Bluegrass Festival) One Week

540,000 page views per day

Charlotteobserver.com 40,000 Impressions run of site (Riverwalk Music Festival) One Week

540,000 page views per day

Southerntravelusa.com 200,000 Impressions front page

6 Month Banner ad on their Web Site December - May

42,456 Unique Visitors Per Month

Canoekayak.com 60,000 Banner Impressions front page all of June and July

210,00 Unique Visitors Per Month

Paddling . net Title Sponsor for site for 1 full week August 25th – 31st

Banner ad on all pages for the entire week

340,000 Unique Visitors Per Month

Paddling.net 100,000 geo-targeted banner ads (July 1 to Aug 31)

geo-targeted to FL, GA, SC, NC, VA, TN, AL

340,000 Unique Visitors Per Month

Ajc.com 100,000 Impressions on the Living Channel page for two weeks in 7/27 -8-10

3,000,000 page views per day

Ajc.com 50,000 Impressions (Riverwalk Music Festival) Run of Site one week 4/6 – 4/12

3,000,000 page views per day

Scottishbanner.com Banner ad front page for 1 Month (March)

420,000 Unique Visitors per month

Greater Cayce West Columbia Visitors Center Answers to Question 19

A. General Description

The Greater Cayce West Columbia Visitors Center (GCWCVS) is a full time Visitors Center providing information to travelers about Lexington County. We also promote the attractions in our area regionally and nationally. We promote activities and festivities that draw tourists in an attempt to promote overnight stays form visitors outside our area. We try to package our attractions with our central location for a great place to stay as a destination or a stop through.

B. State the benefit that this project will serve toward promoting tourism and the Lexington County Community

The GCWCVS works in many ways to promote tourism in our County. We act as an on the ground service office close to the airport and downtown. We provide information, maps, and brochures to newly arriving visitors with our central location.

We also act as an advertising wing for the areas we serve. We reach out through our web, newspaper, and magazine advertising telling the benefits of a stay in our area. We promote pooling the attractions and our natural resources as well as specific festival and event ads to sell a broader environment for their stay. We attempt to create a destination with the pool of our attractions and create a picture the traveler may not know is available.

We work exclusively outside the 50 mile radius to draw in visitors for overnight stays stating a wide variety of activities available within minutes of our Center. We provide full information about hotels, dining, and shopping as well as our attractions.

C. Total attendance to the event/project versus the number of total tourists in attendance

This is very difficult to answer because we are not a specific event or project. We provide out of state newspaper advertising (Charlotte Observer and Atlanta Journal Constitution) for Cayce's Blue Grass Festival and the West Columbia Riverwalk Music Festival. Those events pulled in over 7,000 attendees with an estimated 1,000 being from out of the area. We worked this year with Tartan Day South that drew visitors from 13 states and an estimated 2,600 from outside 50 miles.

Much of our advertising is for a complete visit to our area. We do not book rooms through our site, but do pass travelers through to our local hotels sites for booking. Those number are hard to quantify.

D. Economic impact generated by tourism to the event/project

Our goal at GCWCVS is to serve and promote. It is very difficult gather the numbers to measure our impact. With over 3,000 unique visitors to our web site each month, we know we have upped our visibility through our efforts.

E. Overall description of how the event/project attracts and promotes tourists to the area and specifically how the Accommodations Tax Funds were used to accomplish this

Accommodations Tax Funds are the basis of our funding to provide the services and advertising that we create. The funds we receive from the county and the municipalities are all of our operating funds. We use all of those funds to accomplish the task of promoting tourism in our area through hands on servicing and placing advertisements in areas that would promote distance travel. We attempt to promote enough activities to require a visitor to stay multiple days.

We accomplish this with a number of tools and advertising opportunities. We believe our web tools and presence lead the way in our efforts to educate outsiders of the benefits of a visit to our area. Our advertising reaches a wide variety of travelers outside 50 miles.

2014 Final Report

Our goal at the center is to service our visitors by providing information on options for lodging, entertainment, and dining. Our second goal is to present new ideas to attract visitors to our area via advertising in media that our other area partners are not. Our advertising budget has grown the most, and we have placed the largest number of ads and the widest reach ever before in 2014.

We accomplish this with a number of tools and advertising opportunities. We believe our web tools are our biggest aide in our efforts to educate outsiders of the benefits of a visit to our area. But getting travelers to our site is the biggest task. Our advertising reaches a wide variety of travelers outside 50 miles.

Our unique visitors to our site are solidly over 3,000 per month. Our most visited page each month is our accommodations page followed by restaurants and river sports. Our goal is to provide much more detailed information about our hotels with links to their main sites for reservations. We have a small write up about each of our restaurants describing the type of menu, décor, and links to, or menus on site. We promote a constantly updated "things to do" area which highlights local theater, concerts, and events which can be reached within 15 minutes from our area.

We started a project in conjunction with the Columbia CVB creating a Geo Caching tour through our area. Geo Caching is a world wide phenomenon where travelers seek unique sites through GPS locations and collect information on a trail. Once completing the trail they receive a medallion. These trails have shown tremendous success in drawing travelers all over the world and many in South Carolina.

We continued two large ad campaigns in 2014 targeting our river sports with outstanding success. Our two contracts for Internet ads were with Canoe & Kayak web and Paddling.net running banner ads. We ran a week as the Site sponsor for paddling .net in August. We received over 6,300 hits during that week alone from the site. Both sites provided solid traffic during the ad periods. Most of the visitors toured more than three pages on our site per visit. We believe that the river sports are a sellable commodity. The success we had reported from Palmetto Outdoors and Adventure Carolina outfitters was a great report that these ads are producing real dollars in our community.

We continued an area of success in 2014 by helping in promote local festivals outside our area. We provide out of state newspaper advertising (Charlotte Observer and Atlanta Journal Constitution) for Cayce's Blue Grass Festival and the West Columbia Riverwalk Music Festival. Those events pulled in over 7,000 attendees with an estimated 1,000 being from out of the area. We worked this year with Tartan Day South that drew visitors from 13 states and an estimated 2,600 from outside 50 miles.

We created a simple ad campaign for the Atlanta and Charlotte markets. The "Got to get out of this town" campaign was meant to promote stays in our area that are a short drive time from those two cities. We used our buying power with the two newspapers to place two unique ads. We ran an ad in an annual magazine produced by the Charlotte Observer "Living Here". The great thing is the life of this publication, one year. In the AJC we ran a large ad in the Sunday travel section. These are ways we reach out uniquely to bring in new visitors.

We are in the mist of producing all new literature because of the name change that occurred here in the summer of 2014. We are adding a piece highlighting all the activities and location on the rivers in our area. This will be a fun cartoonish map to show a light and pure fun side of our best resource.

Our main and only goal is to attract and promote our area as a tourism stop. One of the main focuses of the GCWCVS is to educate the outlying public about the beauty and many activities that are available on a stay here. We attempt to tell the story to as many travelers who are looking for an affordable diverse community to visit. There are areas where you can paddle a Kayak down class four rapids in the afternoon and see an outstanding production of a musical or play that same evening and travel a total of five miles to do both. We are attacking this market with print and internet reach. This gives us an outlet to promote the County as a destination.

The Accommodation Tax dollars are the sole source of funding for the center. These are the dollars that allow us to reach out with advertising and produce maps and brochures that sell our area. The A-Tax dollars help us design and place ads outside 50 miles that draw visitors from all over the southeast and the country. We greatly appreciate the funding that the County has provided. We are working on unique marketing programs to highlight our strengths to those who share in those same interests.

West Metro Visitor's Center 2013-2014 Final Financial

2013-2014 Year End
End Date 6/30/2014

Expenses	**Budgeted**	**Expenses**
Visitors Center Sign Maintanance		
Printing Cost (Brochures)	$ 2,500.00	
Airport Lighted Signage		
Airport Brochure Locations		
Social Media Consultant	$ 500.00	$ 500.00
Advertising TV		
Web Advertising	$ 7,000.00	$ 6,269.00
Print Advertising	$ 6,000.00	$ 6,442.50
Yellow Pages		
Internet Amount (Website)	$ 1,068.00	$ 1,154.94
Food and Entertainment		$ 168.54
Promotional Products	$ 300.00	
Postage	$ 500.00	$ 165.78
Directors Pay	$ 28,600.00	$ 29,150.00
Assistants Pay	$ 2,080.00	$ 2,080.00
Taxes, Payroll Fees, 401K	$ 3,700.00	$ 4,237.45
Membership Fees		
Computer		
Office Supplies	$400.00	$ 355.47
Bank Charges		
Trade Show Expense	$1,000.00	
Totals	**$ 53,648.00**	**$ 50,523.68**
Carry Over from 2013-2014		$12,282.47

Revenues Committed		
Cayce		$18,000.00
West Columbia		$ 19,652.02
Lexington County * 13,500		$ 14,000.00
Total Commitments		**$51,652.02**
Carry Over from 6/30/ 2013		$ 7,185.13
Deposits		
Lexington Cty	16-Jul	$3,375.00
Refund Clear Channel	25-Jul	$ 719.00
City of Cayce	16-Aug	$ 18,000.00
Lexington Cty	16-Aug	$3,375.00
City of West Columbia	20-Aug	$ 5,500.00
Lexington Cty	21-Nov	$ 3,500.00
City of West Columbia	31-Dec	$ 3,952.02
Lexington Cty	27-Feb	$3,500.00
City of West Columbia	29-Apr	$10,200.00
Lexington Cty	16-May	$3,500.00
Total Deposits		**$55,621.02**
Carry Over from 6/30/ 2013		$ 7,185.13
Total for 2013-2014 Deposits plus Carry Over		$62,806.15

West Metro Visitor's Center 2014-2015 Final Financial

2014-2015 Year End
Current Financial

Expenses	**Budgeted**	**Expenses**
Visitors Center Sign Maintanance		
Printing Cost (Brochures)	$ 5,000.00	$ 2,000.00
Billboard	$ 5,000.00	$ 5,824.32
Web Upgrade	$ 5,000.00	
Signage Office	$ 1,000.00	$259.32
Social Media Consultant	$ 500.00	
Rent	$ 600.00	$ 300.00
Web Advertising	$ 8,000.00	$ 3,245.00
Print Advertising	$ 6,000.00	$ 3,400.00
Yellow Pages		
Internet Amount (Website)	$ 2,500.00	$ 534.00
Food and Entertainment		
Promotional Products		
Postage	$ 500.00	$ 122.41
Directors Pay	$ 28,600.00	$ 13,520.00
Assistants Pay	$ 2,080.00	$ 2,080.00
Taxes, Payroll Fees, 401K	$ 4,200.00	$ 2,123.00
Membership Fees		
Computer		
Office Supplies	$1,200.00	$ 1,094.26
Bank Charges		
Trade Show Expense	$1,000.00	$ 940.49
Totals	**$ 71,180.00**	**$ 35,442.80**
Carry Over from 2013-2014		$12,282.47

Revenues Committed	
Cayce	$18,000.00
West Columbia	$ 18,000.00
	$ 10,000.00
Lexington County * 13,500	$ 13,000.00
Total Commitments	**$59,000.00**
Carry Over from 6/30/ 2014	$ 12,282.47
	$71,282.47

Visitors from 13 States and the District of Columbia

1,432 Zip Codes Collected

232 Out of State 16%
410 Different SC Codes
136 SC Codes were outside 50 Miles from 29033
33% of SC Codes Collected were outside 50 Miles

Out of State Zip Code Locations

Ohio
Mount Gilead Ohio
Macedonia, Ohio
Springboro, Ohio

Alabama
Montgomery, AL
Pell City AL
Opelika, AL

North Carolina
Asheboro NC
Newport, NC
Cartersville, NC
Charlotte NC
Advance, NC
Flat Rock, NC
Chapel Hill, NC
Raleigh, NC
Belmont, NC
Melbourne, NC
Matthews, NC
Whittier, NC
Hickory, NC
Greensboro, NC

Florida
Orlando, FL
Port St. Lucie, FL
Silver Springs, FL

Wisconsin
Union Grove WI

Tennessee
Ashland, TN
Harriman, TN

New Mexico
Ruidoso, NM
Albuquerque, NM

Georgia
Hephzibah, GA
Hinesville, GA
Cumming, GA
Grovetown, GA
Thomas, GA
Decata, GA
Wilmington Island, GA
Savannah, GA
Ellabell, GA
Lawrenceville, GA

Michigan
St. Clair Shores, MI
Sterling Heights, MI

Illinois
Palatine, IL

New York
Niagara, NY
Canteberry, NY
Buffalo, NY

Virginia
Portsmith, VA
Virginia Beach, VA

Washington
Moses Lake, WA
Washington DC

District of Columbia
Washington DC

Tartan Day South 2014 Statistics from Zip Codes Collected at front gate.

County of Lexington
Accommodations Tax Fund
FY 2015/2016

APPLICATION



1. Name of Project/Event: Lexington Visitor Center Operations

2. Sponsoring Organization: Greater Lexington Chamber & Visitor Center

   Mailing Address: PO Box 44 Lexington, SC 29071

3. Event/Project Director:

   Name Randy Halfacre Title President/CEO

   Telephone 803-359-6113 Alternate Telephone 803-360-0253

   Fax Number 803-359-0634

   Email randy@lexingtonsc.org

4. Event Website: www.lexingtonsc.org

5. Event/Project Category (*Check One*):
   - ○ Tourism, Advertising/Promotion - *see #10 for advertising/promotion sources*
   - ◉ Tourism Related Expenditures: Visitor Center

6. Project Timeline: Beginning date July 2015 End date June 2016

7. Location of Project/Event: Visitor Center located at 311 West Main Street, Lexington

8. Number of employees: #Full-time 6 #Part-time _____

9. Do you advertise outside a 50-mile radius? ■Yes ☐No

10. If yes to #9, please check all that apply to advertising sources outside of Lexington County:
    - ☐ Rack Cards - # distributed _____
    - ☐ Brochures - # distributed _____
    - ☐ Posters - # distributed _____
    - ☐ Magazine Ads - # ads _____ (list ads and distribution range on separate sheet)
    - ☐ Newspaper Ads - # ads _____ (list newspapers and distribution range on separate sheet)
    - ☐ Television Ads - # ads _____ (list stations and viewing range on separate sheet)
    - ■ Radios Ads - # ads 65 (list stations and listener range on separate sheet)
    - ☐ Billboards - # ads _____ (list number and location of billboards on separate sheet)
    - ■ Websites - # web pages other than primary website #13 (list on separate sheet with target audience)
    - ☐ Other than listed above: _____ (list on separate sheet with target audience)

Number 10 – Websites

1. Blog http://www.lexingtonsc.org/blog
2. Restaurants http://www.lexingtonsc.org/restaurants
3. Visitors Center http://www.lexingtonsc.org/visitor_center/
4. Lexington County Parks http://www.lexingtonsc.org/parks/
5. What to do in Lexington http://www.lexingtonsc.org/visitor_center/what-to-do-lexington-sc.htm
6. History http://www.lexingtonsc.org/community_history/
7. Relocation http://www.lexingtonsc.org/relocation_information/
8. Shopping http://www.lexingtonsc.org/shopping/
9. Lake Life http://www.lexingtonsc.org/lakelife/
10. Festivals and Events http://www.lexingtonsc.org/festivals-events/index.php
11. Attractions http://www.lexingtonsc.org/attractions/index.php
12. Jobs http://www.lexingtonsc.org/jobs
13. Religion http://www.lexingtonsc.org/religion/

11. How many people do you expect to attend? Does not apply to a visitor center

12. Of this number, how many are tourists? n/a (Tourists: "*People taking trips outside of their home communities for any purpose, except daily commuting to and from work.*") [SC Code of Laws, Chapter 6, Section 6-4-5 (4)].

13. List the methods used to track tourists:
- ■ Web page inquires - estimated inquires per month 13,500
- ■ Phone call inquiries - estimated phone calls per month 30+
- ■ Brochure mailings - estimated brochures mailed per month 85
- ☐ Event ticket sales - estimated tickets sold per event
- ☐ Event registration - estimated registrants per event
- ☐ Hotel sales - estimated sales per event/per month
- ☐ License plates - estimated count per event
- ☐ Surveys - estimated number of responses per survey
- ☐ Other than listed:

14. **Must complete:** County accommodations funds are generated from the hotels in the unincorporated areas of the County. Please list the hotels and number of room nights you have used or plan to use for your event/project located in the unincorporated areas of Lexington County only:
Since we are a Visitor Center and not an event/project, it is virtually imposible to account for room nights at hotels in unincorporated areas of Lexington County.

15. Please indicate you have read: **Chapter 6, Sections 6-4-5 (4) and 6-4-10, SC Code of Laws, 1976**? ■Yes ☐No

16. Project Budget - **Request for funds must meet the requirements of Chapter 6, Section 6-4-10, SC Code of Laws, 1976, as amended.**

a. Estimated total cost of Project $ 88,425
b. Amount of Accommodations Funds requested for this Project: $ 27,500
c. This request equals what percent of the total Project/Event Budget? 31 %
d. List specifically what the funds will be used for and the estimated amount i.e. brochures - $1,500, etc. Offset operating expenses; $20,000-personnel & $7,500-facilities

17. Has your project or organization previously received Accommodations Tax Funds?
■Yes ☐No

a. If yes, state year 2014-15, amount $ 11,750, source Lexington County, and purpose: Lovinlexington County Tourism/Relocation Initiative

b. For each award year, did you expend 100% of the Accommodations Tax Funds you received?
■Yes ☐No

c. If no, please explain:

18. Type of Organization:
Please check one:

- ○ County
- ○ Municipal
- ○ Non-profit Organization
- ○ Community service club, church, etc.
- ○ 501(c) 3
- ◉ Other: 501 (c) 6 Chamber of Commerce & Visitors Center

Note: For-profit organizations are not eligible for Accommodations Tax Funds

19. Project description - please attach a report with the following information needed by the Tourism Expenditure Review Committee to be sure that the event/project was in accordance to Section 6-4-10 of the S.C. Code of Laws (***Use separate sheet for Project Description if needed***):

a. General description
b. State the benefit that this project will serve toward promoting tourism and the Lexington County Community
c. Total attendance to the event/project versus the number of total tourists in attendance
d. Economic impact generated by tourism to the event/project
e. Overall description of how the event/project attracts and promotes tourists to the area and specifically how the Accommodations Tax Funds were used to accomplish this
f. Additional comments: See attached

PLEASE NOTE: Applicant and/or representatives must be present during review process by the Accommodations Tax Advisory Board in order to be considered for funding.

Signature of Event/Project Director:

Randy Halfacre	President/CEO
Print Name	Title
[signature]	1/6/15
Signature	Date

Greater Lexington Chamber & Visitor Center

19 (a) Description of Project

The Greater Lexington Chamber and Visitors Center is the first stop for Lexington County visitors and tourists because it is located in the heart of the county – the county seat. This is generally where visitors and those interested in locating to our county get information about area hotels, restaurants, events, and attractions. Located about three miles from I-20 and close to I-26, the Visitors Center is convenient to travelers/tourists coming to Lexington County.

The Visitors Center, as part of the Greater Lexington Chamber, is located on Main Street. The Visitors Center is almost 1,000 square feet. The building includes a 600-square-foot Board Room and 1,800 square-foot Community Room, providing opportunities for gatherings (family reunions, corporate events) for out-of-towners. Highly visible, ample parking and more interior space have created more opportunities to help visitors and tourists. Photos of Lexington County attractions and landmarks are displayed to showcase its diversity and heritage.

The Greater Lexington Chamber and Visitors Center website, www.lexingtonsc.org, is near the top of Google's list. All Lexington County hotels are listed with links to their web pages. The site also has a regularly updated virtual Visitors Center, which features restaurants, events, activities, golf courses, ball parks, churches, shopping districts, recreation areas, children's activities, arts programs and Lake Murray information. Our chamber membership base of over 1,000 members routinely refers visitors to hotels/motels in our county.

We are in the process of revamping our website. It will provide a variety of information on community events & festivals, a business listing, dining directory, accommodations and other hospitality amenities throughout the county. Lake living, relocation and school district information is also available.

The GLC&VC's multimedia strategist uses social media, including Facebook, Twitter, LinkedIn and YouTube, to attract visitors to Lexington County events, hotels, and restaurants. Social media has become the fastest-growing way to communicate and interact with the public, and the marketing/web manager is directing followers across the globe to Lexington County.

Each year, the GLC&VC prepares 400 "Welcome to Lexington" bags to inform teachers attending the Lexington District One Recruitment Fair about the benefits of visiting and locating in Lexington County. These bags contain brochures, coupons, and promotional items from local businesses. In 2014, the GLC&VC provided more than 200 welcome bags for drop-in guests and visitors to our office.

19 (b) Benefit to Tourism and Community

The Greater Lexington Chamber & Visitors Center helps promote tourism every day by providing individual attention to each visitor, telephone and electronic request. The current Visitors Center has brochures about Lexington County hotels, Lake Murray Vacation rental homes, attractions, restaurants, maps and up-to-date details about festivals, parades and sporting events. Walk-in visitors are helped with directions to local places of interest. Telephone calls and email inquiries come from people across the United States looking for information. Our Relocation Packages sent out for 2014 have covered the U.S. including Colorado, Florida, New Jersey, Hawaii, Ohio, Kansas, Montana, Arizona, Oregon and Connecticut to highlight a few. The GLC&VC is staffed with people who are very familiar with the area and can help visitors quickly by phone, email or in person.

19 (c) Number of Visitors

The knowledgeable and friendly staff helps hundreds of visitors each year who come through the Visitors Center. Telephone, mail and email requests come in daily from people planning to travel through or to Lexington County for a family, sporting or entertainment event.

A number of visitor and relocation information packets are mailed each year. A list of hotels and hotel brochures are included in the visitor and relocation packets. Potential new residents need hotel information for their visits to Lexington County while they decide where to relocate. In 2014, approximately 173,000 unique visitors viewed our website viewing over 1 million pages.

Business people from across the globe come to Lexington County to train or conduct seminars at various companies. One large Europe-based corporation and chamber member doesn't track that data because those travel plans are made individually, but we're assured many of those executives are staying in Lexington County hotels.

19 (d) Economic Impact

In recent years the Greater Lexington Chamber and Visitors Center has become a more powerful voice for economic development and public policy in Lexington County as well as the midstate region. This influence has helped draw large corporations (examples: Amazon.com, Nephron Pharmaceuticals) to Lexington County. Those corporations, in turn, promote Lexington County to others.

Without the Greater Lexington Chamber and Visitors Center and its popular website, there would be a void of comprehensive information for and about visitor/tourist attractions in Lexington County. As previously mentioned, the GLC&VC's website is at the very top of Google's list when searching for Lexington or Lexington County, SC. Additionally, our Visitors Center is a popular place for people to call or visit for information about the entire Lexington County area regarding attractions, lodging, restaurants, and events. The revamping of our website will add to marketing and promotion of the entire county.

19 (e) Use of Accommodations Tax Funds

This year the Greater Lexington Chamber and Visitors Center is respectfully requesting $27,500 to support operating costs of our Visitor Center and website www.lexingtonsc.org.

The GLC&VC continues its commitment **solely to Lexington County.** With help from the Accommodations Tax Fund, we can expand our outreach to show others the many intriguing experiences and surprising attractions Lexington County offers.

County of Lexington
Accommodations Tax Fund
FY 2015/16

FUNDING SOURCES

Organization Name: GLC&VC

List of Funding Sources	Actual 2013/14	Current 2014/15	Estimated 2015/16
Membership	$ 244,829	$ 250,350.	$ 255,000.0
Fundraising	$ 14,527.(	$ 11,700.0	$ 12,000.00
Lexington County A Tax	$ 20,500.(	$ 15,000.0	$ 27,500.00
Town of Lexington A Tax	$ 53,656.(	$ 30,000.0	$ 40,000.00
Breakfast / BAH	$ 27,640.(	$ 23,500.0	$ 23,500.00
Room Rentals	$ 27,445.(	$ 35,000.0	$ 40,000.00
Special Events	$ 107,046	$ 134,500.	$ 135,000.0
Membership Services	$ 62,817.(	$ 53,000.0	$ 47,000.00
Miscellaneous	$ 1,654.0(	$ 1,500.00	$ 1,500.00
Education Events	$ 2,500.0(	$ 2,500.00	$ 2,500.00
	$ 562,614	$ 557,050.	$ 584,000.0

County of Lexington
Accommodations Tax Fund
FY 2015/16

EXPENDITURES

Organization Name: GLC&VC

List of Expenditures	Actual 2013/14	Current 2014/15	Estimated 2015/16
Personnel	$ 385,304	$ 346,000.	$ 355,000.0
Facilities	$ 24,100.(	$ 25,000.0	$ 27,000.00
Promotions/Digital Signs/Directory	$ 29,357.(	$ 36,000.0	$ 20,000.00
Special Events	$ 35,568.(	$ 47,000.0	$ 50,000.00
Breakfast/BAH	$ 21,623.(	$ 22,500.0	$ 23,000.00
Postage/Office Supplies/Printing	$ 11,128.(	$ 10,000.0	$ 10,000.00
Telephone	$ 6,154.0(	$ 6,100.00	$ 8,000.00
Office Equipment/Lease	$ 12,131.(	$ 4,000.00	$ 8,000.00
Dues/lovinlexington	$ 22,648.(	$ 20,500.0	$ 14,000.00
Taxes/Insurance	$ 4,966.0(	$ 5,000.00	$ 5,500.00
Interest	$ 15,468.(	$ 15,000.0	$ 16,000.00
Audit/Bank Charges	$ 9,896.0(	$ 10,000.0	$ 10,000.00
Membership Services	$ 8,337.0(	$ 7,450.00	$ 9,000.00
Misc		$ 2,500.00	$ 2,500.00
	$ 586,680	$ 557,050.	$ 558,000.0(

Clear Forms | Print Forms | Save Forms

County of Lexington
Accommodations Tax Fund
FY 2014/15 FINAL REPORT

I. PROJECT INFORMATION:

Organization Name: Greater Lexington Chamber & Visitor Center

Project/Event Name: Lexington Visitor Center Operations

Contact Name: Randy Halfacre Phone: 803-359-6113

II. PROJECT COMPLETION:

Were you able to complete the project/event as stated in your original application? (•) Yes ( ) No

If no, state any problems you encountered: _____

III. PROJECT SUCCESS:

Please share any additional comments regarding the project (e.g., lessons learned, successes, problems encountered, etc.):

IV. PROJECT ATTENDANCE:

Record numbers in table below as requested by the Tourism Expenditure Review Committee. Numbers are to reflect attendance and funds received for projects for current and previous years.

	FY2014/15 Current Year	2013/14 Previous Year
Total Budget of Event/Project	74,000	78,000
Amount Funded by the Lexington County Accommodations Tax Fund	11,750	24,500
Amount Funded by the Lexington County Accommodations Tax Funds from all Sources	23,741	28,656
Total Attendance		
Total Tourists*		

**Tourists are generally defined as those who travel 50 miles or more to attend.*

V. METHODS:

Please describe the methods used to capture the attendance data listed above (license plates, surveys, etc.): _____

VI. PROJECT BUDGET:

Attach a report indicating what project expenses were paid for using the Lexington County Accommodations Tax Funds for the fiscal year.

VII. ORGANIZATION SIGNATURE:

Provide signature of official with the organization verifying accuracy of above statements.

Melanie Sandor with GLC&VC — Print Name

Financial & Operations Manager — Title

Signature

1-5-15 — Date

Project Budget Report

Lexington County Accommodations Tax
FY 2014-2015
11,750.00

Greater Lexington Chamber and Visitors Center

Expenditures:

Personnel	$52,875.00
Facilities	$11,500.00
Dues/Website	$6,500.00
Supplies	$1,250.00
Telephone	$3,050.00
Postage/Printing	$1,250.00
Office Equipment/Lease	$2,000.00
Taxes/Insurance	$2,500.00
Interest	$7,500.00
Total	$88,425.00

Less Accommodations Tax received:

Lexington County FY 14/15	$11,750.00
Town of Lexington FY 14/15	$23,741.00

Balance of Operation Expenses $52,934.00

(These numbers are based on percentages of our total budget and are actual expenses related to the operation of the Greater Lexington Visitors Center.)

County of Lexington
Accommodations Tax Fund
FY 2015/2016

APPLICATION

JAN 2015
RECEIVED
LEXINGTON COUNTY
COUNCIL
LEXINGTON, S.C.

1. Name of Project/Event: Visitor's Information Center

2. Sponsoring Organization: Batesburg-Leesville Chamber of Commerce & Visitor's Cente

   Mailing Address: P.O. Box 2178, Batesburg-Leesville, SC 29070

3. Event/Project Director:

   Name Robert M. (Mike) Taylor Title President

   Telephone 803-532-5358 Alternate Telephone 803-622-9980

   Fax Number 803-532-3978

   Email mike@batesburg-leesvillechamber.org

4. Event Website:

5. Event/Project Category (*Check One*):
   ○ Tourism, Advertising/Promotion - *see #10 for advertising/promotion sources*

   ◉ Tourism Related Expenditures: Visitor's Information Center

6. Project Timeline: Beginning date 01/01/2015 End date 01/01/2016

7. Location of Project/Event: 350 E. Columbia Ave., Batesburg-Leesville, SC 29070

8. Number of employees: #Full-time 1 #Part-time

9. Do you advertise outside a 50-mile radius? ■Yes ☐No

10. If yes to #9, please check all that apply to advertising sources outside of Lexington County:
    - ■ Rack Cards - # distributed 372
    - ■ Brochures - # distributed 146
    - ■ Posters - # distributed 247
    - ☐ Magazine Ads - # ads (list ads and distribution range on separate sheet)
    - ☐ Newspaper Ads - # ads (list newspapers and distribution range on separate sheet)
    - ☐ Television Ads - # ads (list stations and viewing range on separate sheet)
    - ☐ Radios Ads - # ads (list stations and listener range on separate sheet)
    - ☐ Billboards - # ads (list number and location of billboards on separate sheet)
    - ■ Websites - # web pages other than primary website # 1 (list on separate sheet with target audience)
    - ■ Other than listed above: Facebook - see attached (list on separate sheet with target audience)

11. How many people do you expect to attend? 100,000

12. Of this number, how many are tourists? 73,500 (Tourists: "*People taking trips outside of their home communities for any purpose, except daily commuting to and from work.*") [SC Code of Laws, Chapter 6, Section 6-4-5 (4)].

13. List the methods used to track tourists:
- ■ Web page inquires - estimated inquires per month 10,214
- ■ Phone call inquiries - estimated phone calls per month 36
- ■ Brochure mailings - estimated brochures mailed per month 4
- ☐ Event ticket sales - estimated tickets sold per event
- ☐ Event registration - estimated registrants per event
- ☐ Hotel sales - estimated sales per event/per month
- ☐ License plates - estimated count per event
- ☐ Surveys - estimated number of responses per survey
- ■ Other than listed: Lexington County Sheriff's Dept., SC Hwy. Dept., attendance along para

14. **Must complete:** County accommodations funds are generated from the hotels in the unincorporated areas of the County. Please list the hotels and number of room nights you have used or plan to use for your event/project located in the unincorporated areas of Lexington County only:
Comfort Suites, Main St., Lexington 15
Spinners Resort 3
Hampton Inn 5
Leesville Lodge 7

15. Please indicate you have read: **Chapter 6, Sections 6-4-5 (4) and 6-4-10, SC Code of Laws, 1976**? ■Yes ☐No

16. Project Budget - **Request for funds must meet the requirements of Chapter 6, Section 6-4-10, SC Code of Laws, 1976, as amended.**

a. Estimated total cost of Project $ 90,000.00
b. Amount of Accommodations Funds requested for this Project: $ 8,000.00
c. This request equals what percent of the total Project/Event Budget? 9 %
d. List specifically what the funds will be used for and the estimated amount i.e. brochures - $1,500, etc. Event Flyers, Posters, Advertising $3,500; Brochures & Postage

17. Has your project or organization previously received Accommodations Tax Funds?
■Yes ☐No

a. If yes, state year 2014/2015, amount $ 4,750.00, source Lexington County, and purpose: Visitor's Information Center

b. For each award year, did you expend 100% of the Accommodations Tax Funds you received?
■Yes ☐No

c. If no, please explain:

18. Type of Organization:

Please check one:

- ○ County
- ○ Municipal
- ◉ Non-profit Organization
- ○ Community service club, church, etc.
- ○ 501(c) 3
- ○ Other: _____

Note: For-profit organizations are not eligible for Accommodations Tax Funds

19. Project description - please attach a report with the following information needed by the Tourism Expenditure Review Committee to be sure that the event/project was in accordance to Section 6-4-10 of the S.C. Code of Laws (***Use separate sheet for Project Description if needed***):

a. General description
b. State the benefit that this project will serve toward promoting tourism and the Lexington County Community
c. Total attendance to the event/project versus the number of total tourists in attendance
d. Economic impact generated by tourism to the event/project
e. Overall description of how the event/project attracts and promotes tourists to the area and specifically how the Accommodations Tax Funds were used to accomplish this
f. Additional comments: (See attached)

PLEASE NOTE: Applicant and/or representatives must be present during review process by the Accommodations Tax Advisory Board in order to be considered for funding.

Signature of Event/Project Director:

Robert M. Taylor	President
Print Name	Title
Robert M Taylor	1/8/15
Signature	Date

County of Lexington
Accommodations Tax Fund
FY 2015/16

FUNDING SOURCES

Organization Name: Batesburg-Leesville Chamber of Commerce & Visitor's Center

List of Funding Sources	Actual 2013/14	Current 2014/15	Estimated 2015/16
Membership	$ 26,327.(	$ 29,063.0	$ 30,500.00
Membership Opportunities	$ 2,326.0(	$ 2,456.00	$ 2,800.00
Membership Meeting Sponsors	$ 1,210.0(	$ 710.00	$ 1,200.00
County Accommodation Tax	$ 4,250.0(	$ 4,937.00	$ 5,000.00
Special Events	$ 43,837.(	$ 42,625.0	$ 44,000.00
Building Rental	$ 4,675.0(	$ 5,100.00	$ 5,100.00
Affinity Programs		$ 2,846.00	$ 2,800.00
Miscellaneous	$ 3,655.0(	$ 280.00	$ 500.00
	$ 86,280.(	$ 88,017.0	$ 91,900.00

County of Lexington
Accommodations Tax Fund
FY 2015/16

EXPENDITURES

Organization Name: Batesburg-Leesville Chamber of Commerce & Visitor's Center

List of Expenditures	Actual 2013/14	Current 2014/15	Estimated 2015/16
Personnel	$ 31,500.0	$ 32,000.0	$ 33,500.00
Facilities	$ 3,102.00	$ 3,102.00	$ 4,200.00
Dues	$ 430.00	$ 430.00	$ 500.00
Postage, Printing, Office Supplies, Advertising	$ 5,230.00	$ 6,837.00	$ 6,800.00
Telephone	$ 1,898.00	$ 1,749.00	$ 1,800.00
Special Events	$ 14,223.0	$ 17,196.0	$ 16,800.00
Monthly Membership Meetings	$ 5,180.00	$ 3,530.00	$ 3,700.00
Membership Services	$ 664.00	$ 793.00	$ 800.00
Taxes/Insurance	$ 14,876.0	$ 16,051.0	$ 16,000.00
Rent Expenses	$ 7,200.00	$ 7,200.00	$ 7,200.00
Miscellaneous	$ 642.00	$ 529.00	$ 600.00
	$ 84,945.0	$ 89,417.0	$ 91,900.00

Clear Forms | Print Forms | Save Forms

County of Lexington
Accommodations Tax Fund
FY 2014/15 FINAL REPORT

I. PROJECT INFORMATION:

Organization Name: Batesburg-Leesville Chamber of Commerce & Visitor's Center

Project/Event Name: Visitor's Information Center

Contact Name: Mike Taylor Phone: 803-532-4339

II. PROJECT COMPLETION:

Were you able to complete the project/event as stated in your original application? (•) Yes ( ) No

If no, state any problems you encountered: _____

III. PROJECT SUCCESS:

Please share any additional comments regarding the project (e.g., lessons learned, successes, problems encountered, etc.):

The B-L area continues to grow. Our new web site with increased capacity has been a tremendous help in promoting our community.

IV. PROJECT ATTENDANCE:

Record numbers in table below as requested by the Tourism Expenditure Review Committee. Numbers are to reflect attendance and funds received for projects for current and previous years.

	FY2014/15 Current Year	2013/14 Previous Year
Total Budget of Event/Project	89,383	84,945
Amount Funded by the Lexington County Accommodations Tax Fund	4,750	4,250
Amount Funded by the Lexington County Accommodations Tax Funds from all Sources	4,750	4,250
Total Attendance	100,000	96,000
Total Tourists*	73,500	~~96,000~~ 69,780

**Tourists are generally defined as those who travel 50 miles or more to attend.*

V. METHODS:

Please describe the methods used to capture the attendance data listed above (license plates, surveys, etc.):

Information from SC Poultry Festival, Parade Route Attendance, Web Inquires, Registrations

VI. PROJECT BUDGET:

Attach a report indicating what project expenses were paid for using the Lexington County Accommodations Tax Funds for the fiscal year.

VII. ORGANIZATION SIGNATURE:

Provide signature of official with the organization verifying accuracy of above statements.

Robert M. Taylor — Print Name

President — Title

Robert M Taylor — Signature

1/8/15 — Date

County of Lexington

Accommodations Tax Fund

FY 2015/2016

Batesburg-Leesville Chamber of Commerce & Visitor's Center

Item #10 Websites: Facebook-Batesburg-Leesville Chamber of Commerce & Visitor's Center
Target: Local and worldwide residents interested in the activities of the chamber and community.

Item #19 Project Description

General Project Description: Visitor Information Center Operations

The Batesburg-Leesville Chamber of Commerce & Visitor's Center is "Information Central" for Batesburg-Leesville and its surrounding area. The center is the first stop for visitors to this area to pick up information on local businesses, restaurants, hotels, and upcoming events. The office is located on Highway 1 near the Leesville Business District. The Chamber Office is adjacent to Shealy's Bar-B-Que which attracts hundreds of visitors to our town on a daily basis. This gives the visitor's center the unique opportunity to market additional businesses in town and provide information on upcoming events in the community.

For potential visitors, the Chamber's website is filled with information about the town and businesses in the surrounding area. Our new web site has been a tremendous asset. Last year our Accommodation Tax web site statistics stated that we received 73,572 visits and 710,758 hits. In eight months the new web site has generated 81,715 visits and 1,056,669 hits. The new site provides a monthly calendar for the year with chamber events as well as community events listed. Each member has a page to promote their business.

Benefit to Tourism and Community

The Batesburg-Leesville Chamber of Commerce & Visitor's Center helps promote tourism to the area daily by providing individual attention to each visitor and each telephone request. The Chamber office offers an abundance of space to provide visitors and tourists with a wealth of information about Batesburg-Leesville and the surrounding area. Hotel brochures, maps of the area, and up-to-date details of festivals, parades, and sporting events are always available. The Chamber of Commerce Office & Visitor's center serves as an informational highway for one of Lexington County's largest annual events, the South Carolina Poultry Festival. In addition, the Chamber also supplies applications for participating in the festival and information regarding accommodations for those attending. The Chamber assists the Batesburg Business Association and the Leesville Merchants Association to supply information regarding their events held during the year. This office also partners with the Lexington County Sheriff's Department in organizing, advertising, and assisting with an annual National Night Out. Walk-in visitors are

helped with directions to places of interest in the community. Telephone calls come from across the country with inquiries on the local area businesses and attractions and information regarding relocation packages. Inquiries are handled personally and immediate information is provided. The Chamber offers "Welcome Home" packages to people purchasing homes in the area. These packets are put together by the Chamber and include business and school information as well as local area maps and other items of interest. These packets are distributed by local Realtors at the time of the closing of a real estate transaction.

Total attendance

The knowledgeable and friendly staff provides information to hundreds of visitors each year who either come in the office or request information via telephone or email. Batesburg-Leesville welcomes over 100,000 attendees for the three day annual poultry festival, with approximately 73,500 of those living outside the community.

Economic Impact

Without the Batesburg-Leesville Chamber of Commerce & Visitor's Center and its website, there would be a void in the information available regarding Batesburg-Leesville and its surrounding areas. Not only do we promote this area but we also participate in a Joint Chamber Group that consists of four other Lexington County Chambers. This provides an opportunity to promote the entire county of Lexington along with its businesses. The Chamber office plays a vital role in supplying information to newcomers and prospects for the area. We also continue to support and work with the Economic Development committee to continue to promote the area for potential businesses and home owners.

Use of Accommodations Tax Funds

The SC Poultry Festival, Batesburg Business Association and Leesville Merchants Association Events, The Peach Tree 23 Yard Sale, and Christmas in Leesville College Park continue to attract visitors to our area. Batesburg-Leesville is home to two facilities for the performing arts. The Fine Arts Center is located on the campus of B-L High School. It is a 1,000 seat "state –of-the-art" facility with a 400 – plus paved parking lot adjacent to the center. Historical Haynes Auditorium is a 200 seat facility located in Leesville College Park. Any additional funding received would be used to promote the arts council and events in these two facilities. Our office promotes tourism for these events by continued advertising via newspapers, e-mail blasts, website postings as well as handbill, newsletter and poster distribution. Batesburg-Leesville experiences positive economic impact from visitors to all of the events, both from their spending while visiting as well as possible relocation to this area. The $8,000 requested by the Batesburg-Leesville Chamber of Commerce & Visitor's Center will help offset a portion of the cost involved with the Visitor's Center operation. Last year postage, paper, printing, and advertising for events and materials used in the distribution of packets was over $7,400. With the help from the Accommodations Tax Fund, the Batesburg-Leesville Chamber of Commerce & Visitor's Center can provide broader promotion of the Batesburg-Leesville area..

County of Lexington Accommodations Tax Fund

FY 2014 Final Report

Expenses Paid by Accommodations Tax Funds

Total Cost For Printing, Postage, Advertising, and Visitor packets $7,437.00

Batesburg-Leesville Chamber of Commerce
Profit & Loss
January through December 2014

	Jan - Dec 14
Income	
Accomodation Tax	4,937.50
Annual Auction	19,909.04
Annual Banquet	4,064.92
Annual Fashion Show	1,020.00
Blue Cross Blue Shield	2,778.10
Depot Income	42.96
Directory Sponsorship	1,675.00
Dues	29,062.60
Gift Certificate Income	105.00
Golf Tournament	8,813.97
Membership Investment	200.00
Membership Meeting Sponsorship	710.00
Miscellaneous Income	280.55
National Commerce Group	24.32
Other Sponsorship Opportunities	2,928.30
Rental Income - 112 E Columbia	5,100.00
Taste of the Town Income	5,799.04
Trade Show/Business Exp	-50.00
Uncategorized Income	15.95
Website	600.00
Total Income	88,017.25
Expense	
Advertising	455.00
Annual Auction Expense	3,472.90
Annual Banquet Expense	2,969.96
Bank Charges	1,176.37
Bank Transfer	3,981.96
Building Maintenance	1,075.00
Christmas Parade	337.50
Directory Expenses	1,261.76
Fashion Show Expense	864.14
Gas & Electric	2,074.67
Gifts	40.84
Golf Tournament Expense	3,022.60
Industry Appreciation	2,070.20
Insurance	1,545.60
License	215.76
Marketing	497.50
Meals	49.96
Membership Decals	367.66
Membership Meeting Expenses	2,765.50
Misc Expense/Monthly Printing	798.09
Office & Yard Maintenance	480.00
Office Supplies	2,185.87
Organizational Dues	430.00
P.O. Box Rental	84.00
Payroll Expenses	26,000.00
Postage	444.12
Rent Expense	7,200.00
Ribbon Cuttings	58.20
Salary Benefits	6,000.00
Taste of the Town Expense	4,401.32
Tax Expense	
Unemployment Tax Expense	759.73
Tax Expense - Other	9,766.58
Total Tax Expense	10,526.31
Telephone Expenses	1,749.17
Water	226.97
Web Site	588.00
Total Expense	89,416.93
Net Income	**-1,399.68**

Usage Statistics for batesburg-leesvillechamber.org

Summary by Month
Generated 05-Jan-2015 01:53 EST

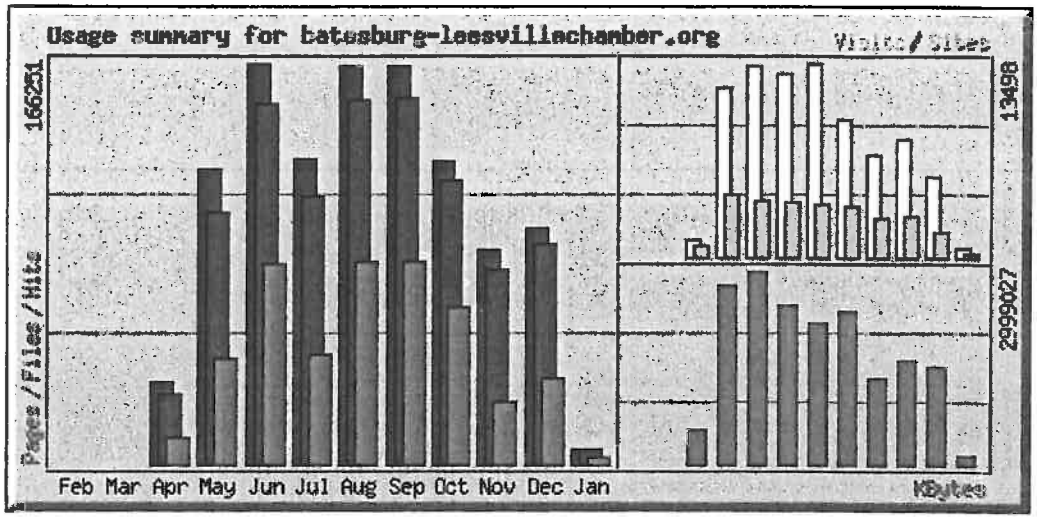

Summary by Month

Month	Daily Avg				Monthly Totals					
	Hits	Files	Pages	Visits	Sites	KBytes	Visits	Pages	Files	Hits
Jan 2015	1268	1188	499	114	201	131017	572	2495	5941	6340
Dec 2014	3144	2936	1145	178	1694	1527859	5545	35495	91030	97474
Nov 2014	2958	2677	856	272	2760	1607075	8178	25698	80317	88744
Oct 2014	4047	3778	2104	230	2711	1340311	7130	65225	117122	125486
Sep 2014	5496	5060	2787	321	3447	2373593	9631	83613	151825	164891
Aug 2014	5328	4870	2706	435	3656	2197750	13498	83906	150992	165180
Jul 2014	4072	3585	1465	408	3826	2474043	12675	45438	111154	126232
Jun 2014	5541	4987	2760	440	3886	2999027	13225	82817	149635	166251
May 2014	3948	3373	1419	381	4314	2766515	11833	44015	104572	122411
Apr 2014	6867	5790	2183	235	748	542115	1177	10915	28951	34339
Totals						**17959305**	**83464**	**479617**	**991539**	**1097348**

Generated by Webalizer Version 2.23

County of Lexington
Accommodations Tax Fund
FY 2015/2016

APPLICATION

1. Name of Project/Event: Lexington County Softball Tournaments

2. Sponsoring Organization: Lexington County Recreation and Aging Commission

   Mailing Address: 563 South Lake Drive, Lexington, SC 29072

3. Event/Project Director:

   Name Randy Gibson Title Executive Director

   Telephone (803) 359-9961 Alternate Telephone _____

   Fax Number (803) 359-9092

   Email rgibson@lcrac.com

4. Event Website: www.lcrac.com

5. Event/Project Category (*Check One*):
   - ○ Tourism, Advertising/Promotion - *see #10 for advertising/promotion sources*
   - ◉ Tourism Related Expenditures: _____

6. Project Timeline: Beginning date 07/01/2015 End date 06/30/2016

7. Location of Project/Event: 701 Old Barnwell Road

8. Number of employees: #Full-time 7 #Part-time 11

9. Do you advertise outside a 50-mile radius? ■Yes ☐No

10. If yes to #9, please check all that apply to advertising sources outside of Lexington County:
    - ☐ Rack Cards - # distributed _____
    - ☐ Brochures - # distributed _____
    - ☐ Posters - # distributed _____
    - ☐ Magazine Ads - # ads _____ (list ads and distribution range on separate sheet)
    - ☐ Newspaper Ads - # ads _____ (list newspapers and distribution range on separate sheet)
    - ☐ Television Ads - # ads _____ (list stations and viewing range on separate sheet)
    - ☐ Radios Ads - # ads _____ (list stations and listener range on separate sheet)
    - ☐ Billboards - # ads _____ (list number and location of billboards on separate sheet)
    - ■ Websites - # web pages other than primary website # 4 _____ (list on separate sheet with target audience)
    - ■ Other than listed above: see attached _____ (list on separate sheet with target audience)

11. How many people do you expect to attend? 30,500

12. Of this number, how many are tourists? 24,400 (Tourists: "*People taking trips outside of their home communities for any purpose, except daily commuting to and from work.*") [SC Code of Laws, Chapter 6, Section 6-4-5 (4)].

13. List the methods used to track tourists:
- ☐ Web page inquires - estimated inquires per month
- ☐ Phone call inquiries - estimated phone calls per month
- ☐ Brochure mailings - estimated brochures mailed per month
- ☐ Event ticket sales - estimated tickets sold per event
- ☐ Event registration - estimated registrants per event
- ☐ Hotel sales - estimated sales per event/per month
- ☐ License plates - estimated count per event
- ☐ Surveys - estimated number of responses per survey
- ■ Other than listed: see attached

14. **Must complete:** County accommodations funds are generated from the hotels in the unincorporated areas of the County. Please list the hotels and number of room nights you have used or plan to use for your event/project located in the unincorporated areas of Lexington County only:
see attached

15. Please indicate you have read: **Chapter 6, Sections 6-4-5 (4) and 6-4-10, SC Code of Laws, 1976**? ■Yes ☐No

16. Project Budget - **Request for funds must meet the requirements of Chapter 6, Section 6-4-10, SC Code of Laws, 1976, as amended.**

a. Estimated total cost of Project $ 133,700.00
b. Amount of Accommodations Funds requested for this Project: $ 30,000
c. This request equals what percent of the total Project/Event Budget? 22.44 %
d. List specifically what the funds will be used for and the estimated amount i.e. brochures - $1,500, etc.

17. Has your project or organization previously received Accommodations Tax Funds?
■Yes ☐No

a. If yes, state year 2015, amount $ 23,500, source Lexington County, and purpose: Host regional and national softball/baseballournaments

b. For each award year, did you expend 100% of the Accommodations Tax Funds you received?
■Yes ☐No

c. If no, please explain:

18. Type of Organization:
Please check one:

- ○ County
- ○ Municipal
- ○ Non-profit Organization
- ○ Community service club, church, etc.
- ○ 501(c) 3
- ◉ Other: Special Purpose District

Note: For-profit organizations are not eligible for Accommodations Tax Funds

19. Project description - please attach a report with the following information needed by the Tourism Expenditure Review Committee to be sure that the event/project was in accordance to Section 6-4-10 of the S.C. Code of Laws (***Use separate sheet for Project Description if needed***):

a. General description
b. State the benefit that this project will serve toward promoting tourism and the Lexington County Community
c. Total attendance to the event/project versus the number of total tourists in attendance
d. Economic impact generated by tourism to the event/project
e. Overall description of how the event/project attracts and promotes tourists to the area and specifically how the Accommodations Tax Funds were used to accomplish this
f. Additional comments:

see attached

PLEASE NOTE: Applicant and/or representatives must be present during review process by the Accommodations Tax Advisory Board in order to be considered for funding.

Signature of Event/Project Director:

DAVID VELDMAN	FINANCE DIRECTOR
Print Name	Title
Signature	01-09-2015
	Date

10. If yes to #9, please check all that apply to advertising sources outside of Lexington County:

Websites:
We advertise our Preferred Hotels on the following websites.
USSSA – http://gamedayusssa.isinprodution.com/Where-to-Stay
ISA - www.scisafast.com and http://carolinaslowpitch.com/smf/index.php?topic=314.0
NSA – www.palmettosoftball.org
ASA – www.palmettosoftball.org
Each association promotes their tournament in North Carolina, Georgia, Florida, Kentucky, Tennessee, Ohio, Delaware, South Carolina and other states.

Visit Lexington County Recreation and Aging Commission (LCRAC) www.lcrac.com website, where we average approximately 7,000 hits a month.

At the end of the calendar year, the Lexington County Recreation and Aging Commission meet with the USSSA, ISA, NSA, and ASA association directors to assign tournaments to our fields for the year. Each director submits an agreement, which estimates the number of teams that he expects to participate. We also travel outside a 50-mile radius to attend their conferences to secure larger tournaments.

13. List the methods used to track tourists:

LCRAC has implemented a tracking process with our Preferred Hotels. The Director of Sales submits a monthly room night pick up form. We are not capturing all of the room nights that our tournaments produce, so we base our numbers on the reports that the hotels submit to us.

14. Hotels:
Unincorporated:

Clarion	68
Wingate	311
DoubleTree	83
Hampton-West Columbia	85

County of Lexington
Accommodations Tax Fund
FY 2015/16

FUNDING SOURCES

Organization Name: Lexington County Recreation & Aging Commission

List of Funding Sources	Actual 2013/14	Current 2014/15	Estimated 2015/16
Accommodations Tax Request			$ 30,000.00
Gates and T-shirt Sales			$ 71,700.00
Concessions - Other Revenue			$ 32,000.00
	$ 0.00	$ 0.00	$ 133,700.00

County of Lexington
Accommodations Tax Fund
FY 2015/16

EXPENDITURES

Organization Name: Lexington County Recreation & Aging Commission

List of Expenditures	Actual 2013/14	Current 2014/15	Estimated 2015/16
Tournament Bids & Registrations			$ 30,000.00
Labor			$ 32,200.00
Materials & Supplies			$ 12,400.00
Utilities			$ 27,700.00
Advertising & Programs			$ 15,900.00
T-Shirts			$ 15,500.00
	$ 0.00	$ 0.00	$ 133,700.00

A. General Description:

Lexington County Recreation and Aging Commission strives to provide clean, safe, and attractive facilities for county residents and tourists alike. In coordination with the accommodations tax our efforts have attracted nationwide teams as well as their followers to the tournaments previously hosted. This season's schedule perpetuates the goals of the commission.

Through the combined efforts of the Lexington County Recreation and Aging Commission and the Lexington County Council, recreation continues to draw revenue and people to Lexington County. Therefore, we believe the committee will again find it favorable to extend the funds requested.

B. Benefit to Tourism and Community:

As previously disclosed, Lexington County Recreation and Aging Commission has and continues to contribute to the growth of tourism in Lexington County. Softball tournaments hosted previously have drawn teams from across the United States.

The 2015 softball season is expected to be another exceptional year, as we have secured several major tournaments. These tournaments include: USSSA Baseball Winter State, USSSA Baseball NIT (6), USSSA Men's State (All Divisions), USSSA Spring Super NIT, USSSA Baseball National, ISA Men's State (All Divisions), NSA Spring State, USSSA Youth Fast Pitch State, USSSA Come Bat For Measles (Youth Fastpitch), ISA Men's National, NSA 250 World Tournament, NSA 40 & Over/Coed World Tournament, ISA State (All Divisions), Jay Criscione Super NIT and USSSA Fall State .

Each year Lexington County Recreation hosts several high school fast-pitch teams from Michigan who visit us during their spring break. Currently we are expecting 2 teams to visit Lexington County from up North. They stay approximately one week while practicing at the Oak Grove and Pine Grove Sports Complexes.

NOTE: They visit us in the off-season and, therefore, do not conflict with any of our locally scheduled programs. We provide this service to promote our county and state and for the economic impact it brings to our county.

In addition to tourism, the Recreation Commission facilities provide a direct benefit to county residents throughout the year youth and adult recreational sports are offered to all citizens. Special events such as Senior Sports Games, where Lexington County citizens who are 55 or better participate in friendly competition and social interaction as well as several youth fun days also are offered by the Recreation Commission. The hope is to attract the County's youth into sporting and local events and reduce to possibilities of negative influences of our society.

C. Attendance Numbers:

Below is a partial list of some of the larger tournaments held in 2014.

Tournament	# of Teams	# of States	# of Participants
USSSA Spring State	67	2	1005
USSSA Youth Fastpitch State	55	2	825
USSSA Baseball NIT	54	4	810
USSSA Red Cross Come Bat 4 Measles	56	4	840
USSSA Baseball NIT	44	3	660
NSA Spring State	47	3	705
USSSA Men's & Women's State	40	1	600
ISA Men's State (All Divisions)	48	1	720
USSSA Baseball NIT	53	3	795
NSA Eastern World	35	5	525
USSSA Baseball-Jay Criscione Memorial	110	5	1650
NSA Men's State	70	1	1050
USSSA Baseball NIT	71	3	1065
USSSA Baseball Winter State	59	2	885

D. Economic Impact:

Players, their families, and supporters spend an average of three days participating in tournaments. We had over 30,000 participants with a direct economic impact of $4,773,600 to Lexington County. Based on the accepted multiplier rate of 3 – 5 and in an effort to be conservative in our estimates we have chosen the multiplier rate of 3 for the calculation of the economic impact to Lexington County of $14,320,800.

These totals do not reflect the participation by spectators nor does it include any participation in other areas such as: Unorganized use of sporting facilities, playgrounds, parks, tennis courts, wellness programs, day camps, after school programs, summer camps for mentally handicapped children, numerous civic groups, aging, etc…

E. Use of Accommodation Tax Funds:

In conclusion, the Lexington County Recreation and Aging Commission requests the Accommodation Tax Funds so that it may continue to enhance the programs currently established and to expand into other fields. It is the goal of the commission to offer facilities that provide a positive influence on today's youth and the institution of the family while benefiting the County of Lexington and the State of South Carolina in the area of commerce. Tourism also allows the Commission to introduce visitors to it's home in Lexington County.

County of Lexington
Accommodations Tax Fund
FY 2014/15 FINAL REPORT

I. PROJECT INFORMATION:

Organization Name: Lexington County Recreation & Aging Commission

Project/Event Name: Lexington County Softball Tournaments

Contact Name: Randy Gibson Phone: (803) 359-4048

II. PROJECT COMPLETION:

Were you able to complete the project/event as stated in your original application? ◉ Yes ○ No

If no, state any problems you encountered:

III. PROJECT SUCCESS:

Please share any additional comments regarding the project (e.g., lessons learned, successes, problems encountered, etc.):
Please see "Benefits to Tourism and Community" in Application

IV. PROJECT ATTENDANCE:

Record numbers in table below as requested by the Tourism Expenditure Review Committee. Numbers are to reflect attendance and funds received for projects for current and previous years.

	FY2014/15 Current Year	2013/14 Previous Year
Total Budget of Event/Project	$135,200.00	$134,600.00
Amount Funded by the Lexington County Accommodations Tax Fund	$23,500.00	$30,000.00
Amount Funded by the Lexington County Accommodations Tax Funds from all Sources		
Total Attendance	32,000	31,500
Total Tourists*	25,600	25,200

**Tourists are generally defined as those who travel 50 miles or more to attend.*

V. METHODS:

Please describe the methods used to capture the attendance data listed above (license plates, surveys, etc.):
Hotels rooms booked, Surveys and Team registrations for tournaments

VI. PROJECT BUDGET:

Attach a report indicating what project expenses were paid for using the Lexington County Accommodations Tax Funds for the fiscal year.

VII. ORGANIZATION SIGNATURE:

Provide signature of official with the organization verifying accuracy of above statements.

DAVID VELDMAN — Print Name

FINANCE DIRECTOR — Title

David Veldman — Signature

01-09-2015 — Date

County of Lexington
Accommodations Tax Fund
FY 2015/2016



APPLICATION

1. Name of Project/Event: Riverbanks Zoo and Garden General Advertising

2. Sponsoring Organization: Riverbanks Zoo and Garden

   Mailing Address: PO Box 1060, Columbia SC 29202-1060

3. Event/Project Director:

   Name Tommy Stringfellow Title COO

   Telephone 803.602.0836 Alternate Telephone 803.665.7758

   Fax Number 803.771.8722

   Email tstringfellow@riverbanks.org

4. Event Website: www.riverbanks.org

5. Event/Project Category (*Check One*):
   - ◉ Tourism, Advertising/Promotion - *see #10 for advertising/promotion sources*
   - ○ Tourism Related Expenditures: _____

6. Project Timeline: Beginning date 7/1/15 End date 6/30/16

7. Location of Project/Event: Riverbanks Zoo and Garden

8. Number of employees: #Full-time 118 #Part-time 148

9. Do you advertise outside a 50-mile radius? ■Yes ☐No

10. If yes to #9, please check all that apply to advertising sources outside of Lexington County:
    - ☐ Rack Cards - # distributed _____
    - ■ Brochures - # distributed 50,000
    - ■ Posters - # distributed 500
    - ■ Magazine Ads - # ads 20 (list ads and distribution range on separate sheet)
    - ■ Newspaper Ads - # ads 20 (list newspapers and distribution range on separate sheet)
    - ■ Television Ads - # ads 5,000 (list stations and viewing range on separate sheet)
    - ☐ Radios Ads - # ads _____ (list stations and listener range on separate sheet)
    - ■ Billboards - # ads 65 (list number and location of billboards on separate sheet)
    - ■ Websites - # web pages other than primary website # 5 (list on separate sheet with target audience)
    - ■ Other than listed above: 6 magazine issues, 6 eUpdates, 50 media releases (list on separate sheet with target audience)

11. How many people do you expect to attend? 1,000,000

12. Of this number, how many are tourists? 440,000 (Tourists: "*People taking trips outside of their home communities for any purpose, except daily commuting to and from work.*" [SC Code of Laws, Chapter 6, Section 6-4-5 (4)].

13. List the methods used to track tourists:
- ■ Web page inquires - estimated inquires per month 55,000
- ■ Phone call inquiries - estimated phone calls per month 7,000
- ■ Brochure mailings - estimated brochures mailed per month 120
- ■ Event ticket sales - estimated tickets sold per event 1,000,000
- ☐ Event registration - estimated registrants per event
- ■ Hotel sales - estimated sales per event/per month 2,275
- ☐ License plates - estimated count per event
- ■ Surveys - estimated number of responses per survey 350
- ■ Other than listed: zipcodes are captured at the gate and in Riverbanks' member database

14. **Must complete:** County accommodations funds are generated from the hotels in the unincorporated areas of the County. Please list the hotels and number of room nights you have used or plan to use for your event/project located in the unincorporated areas of Lexington County only: Discount ticket packages: Fairfield Inn Harbison, Wingate by Wyndham Harbison, Hampton Inn West Cola, Sleep Inn Cola NW, Holiday Inn, DoubleTree, Holiday Inn & Suites, Residence Inn NW, Hampton Inn Lexington, Comfort Inn Broad River. Tickets sold: 749 / 2 (2 tickets per package) = 375 packages x $110/nt = $41,250 in accommodations revenue

15. Please indicate you have read: **Chapter 6, Sections 6-4-5 (4) and 6-4-10, SC Code of Laws, 1976**? ■Yes ☐No

16. Project Budget - **Request for funds must meet the requirements of Chapter 6, Section 6-4-10, SC Code of Laws, 1976, as amended.**

a. Estimated total cost of Project $ 380,000
b. Amount of Accommodations Funds requested for this Project: $ 50,000
c. This request equals what percent of the total Project/Event Budget? 13 %
d. List specifically what the funds will be used for and the estimated amount i.e. brochures - $1,500, etc. general advertising

17. Has your project or organization previously received Accommodations Tax Funds?
■Yes ☐No

a. If yes, state year 2014/15, amount $ 35,000, source Lex County A-Tax, and purpose: Riverbanks Zoo and Garden general advertising campaign

b. For each award year, did you expend 100% of the Accommodations Tax Funds you received?
■Yes ☐No

c. If no, please explain:

18. Type of Organization:
Please check one:

- ○ County
- ○ Municipal
- ○ Non-profit Organization
- ○ Community service club, church, etc.
- ○ 501(c) 3
- ◉ Other: special purpose district

Note: For-profit organizations are not eligible for Accommodations Tax Funds

19. Project description - please attach a report with the following information needed by the Tourism Expenditure Review Committee to be sure that the event/project was in accordance to Section 6-4-10 of the S.C. Code of Laws (***Use separate sheet for Project Description if needed***):

a. General description
b. State the benefit that this project will serve toward promoting tourism and the Lexington County Community
c. Total attendance to the event/project versus the number of total tourists in attendance
d. Economic impact generated by tourism to the event/project
e. Overall description of how the event/project attracts and promotes tourists to the area and specifically how the Accommodations Tax Funds were used to accomplish this
f. Additional comments: Riverbanks Zoo and Garden is a powerful economic driver generating more than $60 million in local business sales and more than 700 jobs throughout the community. A major $32 million expansion is now underway at Riverbanks, including an exciting 3-acre children's garden, slated to open fall 2015, in Lexington County's Botanical Garden where kids can engage in nature and enjoy the outdoors through safe and imaginative play, exploration and wonderment.

PLEASE NOTE: Applicant and/or representatives must be present during review process by the Accommodations Tax Advisory Board in order to be considered for funding.

Signature of Event/Project Director:

Thomas K. Stringfellow	COO
Print Name	Title
	12/29/14
Signature	Date

County of Lexington
Accommodations Tax Fund
FY 2015/16

FUNDING SOURCES

Organization Name: Riverbanks Zoo and Garden

List of Funding Sources	Actual 2013/14	Current 2014/15	Estimated 2015/16
Lexington County A-Tax	$ 35,000.(	$ 50,000.0	$ 50,000.00
Richland County A-Tax	$ 69,000.(	$ 59,000.0	$ 75,000.00
City of Columbia H-Tax	$ 85,000.(	$ 85,000.0	$ 100,000.0(
SCPRT TAG Grant	$ 20,000.(	$ 20,000.0	$ 20,000.00
Rich-Lex Riverbanks Park District	$ 157,800	$ 158,000.	$ 125,000.0(
West Columbia A-Tax	$ 13,200.(	$ 8,000.00	$ 10,000.00
	$ 380,000	$ 380,000.	$ 380,000.0(

County of Lexington
Accommodations Tax Fund
FY 2015/16

EXPENDITURES

Organization Name: Riverbanks Zoo and Garden

List of Expenditures	Actual 2013/14	Current 2014/15	Estimated 2015/16
TV Placement	$ 207,155	$ 260,000.	$ 260,000.0
Outdoor Boards	$ 112,980	$ 90,000.0	$ 90,000.00
Print	$ 16,860.	$ 30,000.0	$ 30,000.00
	$ 336,995	$ 380,000.	$ 380,000.0

Clear Forms | Print Forms | Save Forms

County of Lexington
Accommodations Tax Fund
FY 2014/15 FINAL REPORT

I. PROJECT INFORMATION:

Organization Name: Riverbanks Zoo and Garden

Project/Event Name: Riverbanks Zoo and Garden General Advertising

Contact Name: Tommy Stringfellow Phone: 803.665.7758

II. PROJECT COMPLETION:

Were you able to complete the project/event as stated in your original application? (●) Yes ( ) No

If no, state any problems you encountered: _____

III. PROJECT SUCCESS:

Please share any additional comments regarding the project (e.g., lessons learned, successes, problems encountered, etc.):
Through the use of surveys and zipcode tracking, Riverbanks has determined that promoting after-hours hours events in the Botanical Garden generates first-time and incremental visits.

IV. PROJECT ATTENDANCE:

Record numbers in table below as requested by the Tourism Expenditure Review Committee. Numbers are to reflect attendance and funds received for projects for current and previous years.

	FY2014/15 Current Year	2013/14 Previous Year
Total Budget of Event/Project	380,000	380,000
Amount Funded by the Lexington County Accommodations Tax Fund	35,000	50,000
Amount Funded by the Lexington County Accommodations Tax Funds from all Sources	345,000	330,000
Total Attendance	1,000,000	1,053,377
Total Tourists*	440,000	463,485

**Tourists are generally defined as those who travel 50 miles or more to attend.*

V. METHODS:

Please describe the methods used to capture the attendance data listed above (license plates, surveys, etc.):
visitor surveys, economic impact study and collecting zip codes with every transaction

VI. PROJECT BUDGET:

Attach a report indicating what project expenses were paid for using the Lexington County Accommodations Tax Funds for the fiscal year.

VII. ORGANIZATION SIGNATURE:

Provide signature of official with the organization verifying accuracy of above statements.

Thomas K. Stringfellow — Print Name

COO — Title

Signature

12/29/14 — Date

Riverbanks Zoo and Garden Advertising
Project Budget Funding Year 2014-2015

Projected FY15 Attendance	**950,000**
Actual Attendance	**TBD**
Advertising Expenses	**Budget**
Total TV/Cable Expenses:	**$ 260,000.00**
TV Spots May - June	
- Charlotte, NC market station spots	
- Augusta, GA market station spots	
- Upstate, SC market station spots	
- Midlands, SC market station spots	
Annual Outdoor Board Campaign:	**$ 90,000.00**
- annual interstate boards located on I-77, I-20, I-26, I-277	
- quarterly poster boards on secondary roads throughout SC	
Annual Print Advertising:	**$ 30,000.00**
- Various magazine and newspaper ads in regional publications	
Projected Total	**$ 380,000.00**

Riverbanks Zoo and Garden General Advertising 2014
Advertising Sources Outside of Lexington County

Magazine Ads
2 ads - AAA Go Magazine distributed Spring & Summer in NC/SC
1 ad - Columbia Visitors Guide Ad for 2015 distributed upon inquiries nationwide
1 ad – Columbia Meeting Planner Guide for 2015 meeting planner inquiries
2 ads - Road Trip Magazine distributed in Charlotte Observer in May and June
1 ad – Palmetto Parent Charlotte ad distributed in Charlotte, NC and surrounding areas
1 ad – Palmetto Parent Augusta distributed in Aiken and Augusta
3 ads – Carolina Field Trip Magazine distributed in NC, SC and Virginia
4 ads – Apartment Finder Guide distributed statewide on a quarterly basis

Newspaper Ads
Charlotte Observer – 2 ads for day trips May & June
Greenville News – 2 ads for day trips June & July
Augusta Chronicle – 2 ads for day trips May – June
Charleston Post & Courier – 2 ads for day trips May & June
Myrtle Beach Sun – 2 ads for day trips June – July

TV Ads
Augusta Market Station Spots:
EAGT – 22
WAGT – 12
WFXG – 8
WJBF – 27
WRDW – 18
Cable – 321
Total Augusta, GA Commercials = 408

Charlotte Market Station Spots:
Time Warner Cable – 1,547
Total Charlotte, NC Commercials = 1,547

Greenville/Spartanburg/Asheville Market Station Spots:
WHNS – 10
WLOS – 16
WMYA – 2
WSPA – 16
WYCW – 21
WYFF – 27
Cable – 320
Total G/S/A Commercials = 412

Columbia Market Station Spots:
WACH – 48
WIS – 102
WLTX – 134
WOLO – 30
WZRB – 61
Time Warner Cable – 2,379
Total Columbia, SC Commercials = 2,754

Total Commercials all TV Markets = 5,121

Outdoor Board Ads
3 annual interstate boards

I-77 northbound downtown Charlotte
I-77 southbound downtown Charlotte
I-77 southbound York County
63 poster boards rotated quarterly throughout the state on secondary roads

Website Ads
WCOS – Charlotte, NC website banner runs July & August targeted to viewers 25 – 54
WBTV – Charlotte, NC 60 days of summer promotional website banner targeted to viewers 25 - 54
Free Times – web banner – targeted to young families ages 25– 49
Apartment Finder web banner – targeted to singles ages 25–34
Radio Disney – Charlotte, NC website banner targeted to young families ages 25– 49
The State – weddings web banner – targeted to singles ages 25–34

Riverbanks Magazine Distribution
Riverbanks distributes six magazine issues to more than 30,000 member households in Southeast and beyond. The magazine is sent bi-monthly beginning with January/February.

Riverbanks Email Updates
Riverbanks sends up to 10 email blast updates to all email users that are registered in the database. Currently, the email database has more than 20,000 records.

Press Releases
Riverbanks sends an average of one press release a week to media outlets throughout the Southeast.

Social Media
Riverbanks utilizes Facebook to announce events and what is happening at the Zoo and Garden. Currently, Riverbanks has more than 88,000 Facebook fans who receive these weekly updates and engage with staff.

Riverbanks also utilizes Twitter to announce events what is happening at the Zoo and Garden. Currently, Riverbanks has more than 2,900 followers.

Guest Appearances in Outer Markets

Twice a month Riverbanks staff presents an animal and Zoo & Garden update on WJBF-TV in Augusta, GA during the Thursday noon segments.

In March, July and October Riverbanks has seasonal appearances with WBTV in Charlotte.

Richland-Lexington Riverbanks Park District
Statement of Revenues, Expenditures, and Changes in Fund Balances - Governmental Funds
For the Year Ended June 30, 2013

	Major Funds			Non-Major Fund	
	General Fund	Debt Service	Capital Projects	Special Revenue	Total Governmental Funds
Revenues					
Property Taxes	$ 3,059,358	$ 1,915,285	$ -	$ -	$ 4,974,643
Accommodations & Hospitality Taxes	210,000	-	-	-	210,000
General Admission Fees	4,095,616	-	-	-	4,095,616
Concessionaire Commissions on Sales	1,221,385	-	-	-	1,221,385
Concessionaire Upkeep Contribution	-	-	-	10,609	10,609
Riverbanks Society Contributions	1,180,265	-	-	-	1,180,265
Classes and Program Fees	379,312	-	-	-	379,312
Rides, Shows, Promotions, and Rentals	2,178,491	-	-	-	2,178,491
Facility Rental & Group Admission Fees	304,225	-	-	-	304,225
Sponsorships	44,370	-	-	-	44,370
Non-Federal Grants and Donations	28,324	-	-	-	28,324
Interest Revenue	6,375	3,684	32	91	10,182
Miscellaneous Revenues	31,529	-	-	3,500	35,029
Total Revenues	12,739,250	1,918,969	32	14,200	14,672,451
Expenditures					
Current					
Administrative	1,782,139	539	-	-	1,782,678
Animal Care	3,096,615	-	-	-	3,096,615
Education	164,862	-	-	-	164,862
Botanical	842,541	-	-	-	842,541
Facility Management	917,580	-	-	95,334	1,012,914
Utilities	1,009,280	-	-	-	1,009,280
Marketing and Public Relations	700,734	-	-	-	700,734
Guest Services	1,604,028	-	-	-	1,604,028
Rides, Shows, Promotions, and Rentals	904,020	-	-	-	904,020
Classes and Programs	359,474	-	-	-	359,474
Debt Service					
Principal	152,661	1,490,000	-	-	1,642,661
Interest	129,820	317,384	-	-	447,204
Capital Outlay					
Land, Building, Equipment, & Improvements	53,878	-	4,198,325	-	4,252,203
Total Expenditures	11,717,632	1,807,923	4,198,325	95,334	17,819,214
Excess of Revenues Over (Under) Expenditures	1,021,618	111,046	(4,198,293)	(81,134)	(3,146,763)
Other Financing Sources (Uses)					
Bond Anticipation Note Proceeds	-	-	2,900,000	-	2,900,000
Transfers In	-	-	1,159,685	10,609	1,170,294
Transfers Out	(1,163,317)	-	-	(6,977)	(1,170,294)
Total Other Financing Sources (Uses)	(1,163,317)	-	4,059,685	3,632	2,900,000
Net Change in Fund Balances	(141,699)	111,046	(138,608)	(77,502)	(246,763)
Fund Balance, Beginning of Year	2,824,807	1,398,227	-	77,502	4,300,536
Fund Balance (Deficit), End of Year	$ 2,683,108	$ 1,509,273	$ (138,608)	$ -	$ 4,053,773

The accompanying notes are an integral part of these financial statements.

RIVERBANKS ZOO AND GARDEN

LEXINGTON COUNTY ACCOMMODATIONS TAX FUND REQUEST

2015-2016

Riverbanks Park Commission
PO Box 1060
Columbia, SC 29202-1060
Federal Tax ID: 56-0946437

Contact:
Tommy Stringfellow
Chief Operating Officer
Phone: 803.602.0836
Fax: 803.771.8722
Email: tstringfellow@riverbanks.org

Funding request: $50,000

January 5, 2015

LEXINGTON COUNTY ACCOMMODATIONS TAX FUND REQUEST

PROJECT NAME Riverbanks Zoo and Garden
Advertising Campaign 2015-2016

SPONSOR Riverbanks Park Commission
PO Box 1060
Columbia, SC 29202-1060
Contact: Tommy Stringfellow
Chief Operating Officer
803.602.0836

A. GENERAL DESCRIPTION

Riverbanks Park Commission is applying for a grant in the amount of $50,000 from the Lexington County Accommodations Tax Fund for the purpose of advertising and promoting the state's premier gated attraction to visitors living outside the Midlands' SMSA (standard metropolitan statistical area).

Twice awarded Governors Cup for Most Outstanding Tourist Attraction, Riverbanks Zoo and Garden was recently named one of the top 10 zoos in the US—and one of the top 20 in the world—by TripAdvisor. Riverbanks Zoo celebrated 40 years of connecting individuals, families and groups with wildlife and wild places in 2014. This year Lexington County's Riverbanks Botanical Garden will celebrate 20 years as one of the nation's most beautiful and inspiring botanical gardens. This major milestone for the Botanical Garden will be accentuated with the opening of a brand-new 3-acre children's garden in late 2015.

MISSION

It is the mission of Riverbanks to foster appreciation and concern for all living things by providing the highest standards of care to all of our animals and plants, a diverse educational and high-quality recreation experience for all Riverbanks guests, and all of the resources at our disposal for the conservation of the earth's plants and animals.

NEED

Riverbanks Zoo and Garden is a special purpose district, relying in part on taxpayer funds to help support its operating budget. Advertising comprises less than 3 percent of Riverbanks' total operating budget, yet the park is one of the most successful mid-sized zoos in the United States—attracting more than one million visitors annually and supported by a private, non-profit organization of more than 30,000 households (impressive statistics for a zoo and botanical garden located in a city with a metropolitan population of less than 700,000).

Thanks to the prior investments of the Lexington County Accommodations Tax Fund, Riverbanks has maximized its general advertising efforts on a minimal budget. Continued support from the Lexington County Accommodations Tax Fund in 2015-16 will be vital as we promote the Zoo and Garden as a world-class tourist attraction – and more specifically draw attention to the new children's garden in Lexington County to visitors outside a 50-mile radius.

B. Benefit: Promoting Tourism and the Lexington County Community

Studies from the US Travel Data Center indicate that each dollar spent on advertising alone equates to a $45 return to the community; therefore, Riverbanks Zoo and Garden's request for $50,000 equates to a $2.5 million return to Lexington County. The use of Lexington County Accommodations Tax Funds to advertise and promote events and activities that take place in Riverbanks Botanical Garden (such as weddings, reunions and special events like Wine Tasting, Rhythm and Blooms, and the US Cheer competition) will not only drive incremental attendance but also serve as a springboard for area restaurant visits, shopping and overnight stays—clearly benefiting tourism and the Lexington County community. Add in the new children's garden, and Lexington County will see even more return.

C. Total Attendance vs. Number of Tourists

Riverbanks Zoo and Garden is South Carolina's leading destination attraction, with annual attendance matching the *combined* attendance of the State Museum, EdVenture, Greenville Zoo and South Carolina Aquarium. That's equivalent to 12 USC home game sell-outs (or nearly double the Williams Brice Stadium's yearly turnout).

In fiscal year 2014, Riverbanks welcomed 1,053,377 visitors through the gates. Based on a recent study revealing the economic contributions of Riverbanks, greater than 456,000 (or 44%) of these visitors were tourists originating from outside a 50-mile radius. Consequently, of the nearly 100,000 visitors who entered through the Lexington County turnstiles, at least 44,000 were tourists who traveled along and around Highway 378, purchased gasoline, ate meals in neighborhood restaurants and shopped at local stores.

D. Economic Impact

According to an economic impact study conducted by the USC College of Hospitality, Retail and Sport Management in 2008, Riverbanks is a powerful economic driver within the Midlands, generating more than $60 million in local business sales and more than 700 jobs throughout the community. On average, more than 2,755 people visit Riverbanks every day, closely rivaling the population of a few Lexington County towns such as Springdale and South Congaree.

Tourism

Forty-four percent of Riverbanks' visitors originate from outside a 50-mile radius of Richland and Lexington counties, and nearly 30% come from outside of the state. The average spending per day per Zoo visitor is $73, pumping greater than $29.5 million in business sales directly into the state. Of this amount, more than $21 million came from out-of-state visitors and $3.5 million of that went directly to lodging establishments.

Riverbanks expects to generate more than 27,000 paid room nights in the Midlands during 2014-2015. Here's how we arrived at the number:

- Riverbanks anticipates welcoming at least 1 million visitors in 2015-2016 based on annual organization-specific and industry trends.
- Forty-four percent—or approximately 440,000—of Riverbanks visitors will be tourists from outside a 50-mile radius.
- Visitor surveys conducted by industry professionals indicate that 21.7%—or 95,480—of those 440,000 tourists spend the night in the area. This number divided by an average zoo

visitor party size of 3.5 people suggests that the estimated number of room nights would total more than 27,280 paid room nights per year.

Riverbanks partners with 10 hotels in Lexington County to offer discount ticket packages. These discount ticket packages alone generated 375 room nights and $41,195 in room revenue in 2014. This is a small snapshot of the impact that Riverbanks has on the local community. Private and special events booked in the Garden (such as weddings, corporate banquets, Wine Tasting, Rhythm and Blooms, etc.) result in additional overnight stays, which cannot be tracked.

Not only do Riverbanks' visitors occupy hotel rooms, but they also buy gasoline, eat meals and shop in area stores—clearly boosting tourism in the region. In fact, each year more than 31,000 cars travel along Highway 378 alone to enter Riverbanks through the Lexington County entrance, thousands of which stop at local businesses along the way.

Notably, Riverbanks has received several awards from readers of major websites and publications throughout the region, demonstrating the strong appeal the Zoo has to areas outside of the Midlands.

- **Named one of America's Top 10 Zoos**
  by TripAdvisor, the world's largest travel website
- **Voted Best Place to Take Out-of-Towners**
  By readers of *FreeTimes*
- **Voted Best Children's Entertainment**
  By readers of *The State*
- **Voted Best Day Trip**
  by the readers of *Charlotte Parent* magazine
- **Voted Most Family Friendly Day Trip Destination**
  by readers of *Low Country Parent* magazine

Employment Opportunities

The economic contributions by Riverbanks Zoo and Garden are not limited to tourism:

- Riverbanks employs more than 200 Midlands' citizens (118 full-time, 148 part-time), many of whom are actively involved in various community associations and organizations, and all of whom spend money in the area.
- Riverbanks' payroll exceeds $6 million, which has a multiplying effect on Lexington and Richland counties.
- Service Systems Associates (the Zoo and Garden's food/gift concessionaire) employs an additional 168 workers throughout the year.

Giving Back

Riverbanks Zoo and Garden gives back to the community through several ongoing complimentary and discount admissions programs:

- All residents of Richland and Lexington counties are eligible for free admission every Friday during January and February. In 2014, more than 18,500 local residents took advantage of this program.
- All Richland and Lexington county school students receive free admission during school-approved field trips. Last year 18,000 K-12 students received free admission.
- Any guest who brings in non-perishables during the Zoo's Toucan Tuesday summer promotion is eligible for a buy-one-get-one-free ticket discount. In 2014, more than 2,100

guests were admitted free as a result of this program and more than 6,000 pounds of food was donated to Harvest Hope Food Bank.

- All soldiers in uniform visiting with their families are entitled to free Zoo admission and veterans are offered free admission on Veteran's Day. More than 1,500 soldiers in received free admission through these programs.
- Riverbanks also provides complimentary admission tickets to local charities and nonprofit organizations for their fundraisers. More than 1,500 organizations benefitted from this program in 2014.

In total, more than $500,000 in free admission was donated back to our community, local charities and nonprofits last year.

COMMUNITY PARTNERSHIPS

Riverbanks also supports the community through other partnerships:

- Every year Riverbanks hosts Palmetto Health Hospital's PrimeTimes group (seniors 55 and older) for the Zoo Walkers program. Riverbanks donates monthly meeting space and provides keynote speakers for six of twelve sessions.
- Every Father's Day Riverbanks partners with South Carolina Operation Military Kids to provide free admission to children with deployed dads (and moms) or whose parents have returned from deployment within the past year.
- Each summer Riverbanks hosts Dreamnight at the Zoo in partnership with Palmetto Health Children's Hospital. This invitation-only event is held after hours for critically disabled and terminally ill children. Most often these children are accompanied by the caregivers who work with them on a day-to-day basis.

E. HOW ADVERTISING WILL ATTRACT AND PROMOTE TOURISTS TO THE AREA

Give Us a Day and We'll Show You the World. This will be the primary focus of the 2015-16 advertising campaign and, in particular, we will target potential markets outside of the Midlands who may be attracted to the brand-new children's garden in Riverbanks Botanical Garden, ranked one of America's top 20 botanical gardens.

GOAL/OBJECTIVES

The goal of the 2015-16 Riverbanks advertising campaign is to continue to increase the attendance of visitors living outside the Midlands SMSA by 5%, representing 45,000 additional visits. We intend to achieve this goal by building on the successes of previous campaigns and continuing to target those people living and traveling within a two to three hour drive of Columbia, SC.

Target markets will include the Upstate, Charleston/Low Country area, Charlotte, NC, and Augusta, GA. In addition, travelers along interstates I-77, I-26, I-95 and I-20 will be targeted for potential visitation. Purchases of TV and cable airtime, billboard space and print inches will be clustered in order to gain frequency of exposure in the target markets. The bulk of the advertising budget will be spent during the second and third calendar quarters when people are more likely to travel.

STRATEGY

With the support of the Lexington County Accommodations Tax Fund, Riverbanks Zoo and Garden's marketing strategies will focus on advertising the brand-new children's garden in addition to the 10th annual Wine Tasting at Riverbanks Botanical Garden and the 6th annual Rhythm and Blooms: *Music and Art in the Garden Series*. Promoting the exciting new attraction as well as after-hours events in the Garden not only drive incremental attendance but also serve as a springboard for area restaurant visits and overnight stays in Lexington County.

Additional marketing efforts—promoting the opportunity for brides to book weddings in the Garden; staging yearly plant sales and festivals; building exposure through weekly TV and radio segments with a horticulture expert from Riverbanks; and publicizing the growing number of Garden education classes, workshops and camps for all ages—will serve to further pique interest in and reinforce the expertise of Lexington County's Riverbanks Botanical Garden.

IMPLEMENTATION

Riverbanks Zoo and Garden's marketing staff will execute the campaign with the assistance of the Chernoff Newman advertising agency. The staff will be cost-conscious through the campaign, utilizing internal expertise when possible and seeking additional resources from sponsors when necessary.

Corporate sponsors will also provide creative resources and dollars in support of these marketing efforts. Partners for 2015 include Pepsi, Mast General Store, McDonald's, Aflac, WIS, WACH, WLTX and SSA.

Creative work and placement of the campaign ads will be finalized in April 2015, with the campaign continuing through the fiscal year. The scope of the project will relate directly to the amount of funding received from each municipality's Accommodations Tax Fund.

F. ADDITIONAL COMMENTS

Thanks to the unwavering support of Lexington and Richland County Councils, Riverbanks is undergoing an exciting major expansion effort in both the Zoo and Botanical Garden that will ultimately draw even more tourists to our community. While an expanded front entrance with improved guest amenities along with brand-new grizzly bear and otter habitats is slated to open this summer, an exciting 3-acre interactive children's garden will open in late fall/winter of 2015 in the Botanical Garden. As these major exhibits and attractions open, it is imperative that Riverbanks continue its campaign as one of the top zoos and botanical gardens in the country.

Continued support from the Lexington County Accommodations Tax Fund remains essential, allowing Riverbanks to increase promotional spending and, as a result, increase attendance and, subsequently, earned revenue. Funds from Lexington County also will continue to increase visitor traffic in Lexington County and its surrounding areas, while ensuring the future success of Riverbanks and enhancing the quality of life and economic integrity of our community.

County of Lexington
Accommodations Tax Fund
FY 2015/2016



APPLICATION

1. Name of Project/Event: Museum Sign Enhancement & Advertising
2. Sponsoring Organization: Lexington County Museum

   Mailing Address: PO Box 637 Lexington, SC 29071
3. Event/Project Director:

   Name J.R. Fennell Title Director

   Telephone 803-359-8369 Alternate Telephone 803-359-8259

   Fax Number 803-808-2160

   Email JRFennell@lex-co.com
4. Event Website: www.lex-co.sc.gov/museum
5. Event/Project Category (*Check One*):
   - ☐ Tourism, Advertising/Promotion - *see #10 for advertising/promotion sources*
   - ☒ Tourism Related Expenditures: Promotion of Cultural Activities
6. Project Timeline: Beginning date 9/1/15 End date 5/27/16
7. Location of Project/Event: Lexington County Museum 231 Fox Street Lexington
8. Number of employees: #Full-time 2 #Part-time 6
9. Do you advertise outside a 50-mile radius? ☒Yes ☐No
10. If yes to #9, please check all that apply to advertising sources outside of Lexington County:
    - ☐ Rack Cards - # distributed
    - ☒ Brochures - # distributed 12,000
    - ☐ Posters - # distributed
    - ☐ Magazine Ads - # ads (list ads and distribution range on separate sheet)
    - ☒ Newspaper Ads - # ads 1 (list newspapers and distribution range on separate sheet)
    - ☐ Television Ads - # ads (list stations and viewing range on separate sheet)
    - ☐ Radios Ads - # ads (list stations and listener range on separate sheet)
    - ☒ Billboards - # ads 2 (list number and location of billboards on separate sheet)
    - ☒ Websites - # web pages other than primary website # 7 (list on separate sheet with target audience)
    - ☐ Other than listed above: (list on separate sheet with target audience)

11. How many people do you expect to attend? 15,000

12. Of this number, how many are tourists? 2,000 (Tourists: "*People taking trips outside of their home communities for any purpose, except daily commuting to and from work.*") [SC Code of Laws, Chapter 6, Section 6-4-5 (4)].

13. List the methods used to track tourists:
- ☐ Web page inquires - estimated inquires per month
- ☒ Phone call inquiries - estimated phone calls per month 140
- ☐ Brochure mailings - estimated brochures mailed per month
- ☒ Event ticket sales - estimated tickets sold per event 85
- ☐ Event registration - estimated registrants per event
- ☐ Hotel sales - estimated sales per event/per month
- ☒ License plates - estimated count per event 120
- ☐ Surveys - estimated number of responses per survey
- ☐ Other than listed:

14. **Must complete:** County accommodations funds are generated from the hotels in the unincorporated areas of the County. Please list the hotels and number of room nights you have used or plan to use for your event/project located in the unincorporated areas of Lexington County only:
The museum does not track what hotels visitors stay in, however, from surveys, we have discovered many visitors stay in hotels close to the interstates.

15. Please indicate you have read: **Chapter 6, Sections 6-4-5 (4) and 6-4-10, SC Code of Laws, 1976**? ☒Yes ☐No

16. Project Budget - **Request for funds must meet the requirements of Chapter 6, Section 6-4-10, SC Code of Laws, 1976, as amended.**

a. Estimated total cost of Project $ 20,000
b. Amount of Accommodations Funds requested for this Project: $ 15,000
c. This request equals what percent of the total Project/Event Budget? 75 %
d. List specifically what the funds will be used for and the estimated amount i.e. brochures - $1,500, etc. See attached sheet

17. Has your project or organization previously received Accommodations Tax Funds?
☒Yes ☐No

a. If yes, state year 2014-15, amount $ 13,000, source town & county, and purpose: museum events & new exhibit

b. For each award year, did you expend 100% of the Accommodations Tax Funds you received?
☒Yes ☐No

c. If no, please explain:

18. Type of Organization:

Please check one:

- ☒ County
- ☐ Municipal
- ☐ Non-profit Organization
- ☐ Community service club, church, etc.
- ☐ 501(c) 3
- ☐ Other:_____

Note: For-profit organizations are not eligible for Accommodations Tax Funds

19. Project description - please attach a report with the following information needed by the Tourism Expenditure Review Committee to be sure that the event/project was in accordance to Section 6-4-10 of the S.C. Code of Laws (***Use separate sheet for Project Description if needed***):

a. General description
b. State the benefit that this project will serve toward promoting tourism and the Lexington County Community
c. Total attendance to the event/project versus the number of total tourists in attendance
d. Economic impact generated by tourism to the event/project
e. Overall description of how the event/project attracts and promotes tourists to the area and specifically how the Accommodations Tax Funds were used to accomplish this
f. Additional comments:_____

PLEASE NOTE: Applicant and/or representatives must be present during review process by the Accommodations Tax Advisory Board in order to be considered for funding.

Signature of Event/Project Director:

J.R. Fennell	Director
Print Name	Title
J.R. Fennell	1/9/15
Signature	Date

County of Lexington
Accommodations Tax Fund
FY 2014/15 FINAL REPORT

I. PROJECT INFORMATION:

Organization Name: Lexington County Museum

Project/Event Name: Museum Events & George B. Timmerman Exhibit

Contact Name: J.R. Fennell Phone: 803-359-8369

II. PROJECT COMPLETION:

Were you able to complete the project/event as stated in your original application?

If no, state any problems you encountered: yes although the exhibit is not caplete at this point.

III. PROJECT SUCCESS:

Please share any additional comments regarding the project (e.g., lessons learned, successes, problems encountered, etc.):

IV. PROJECT ATTENDANCE:

Record numbers in table below as requested by the Tourism Expenditure Review Committee. Numbers are to reflect attendance and funds received for projects for current and previous years.

	FY2014/15 Current Year	2013/14 Previous Year
Total Budget of Event/Project	18,000	11,000
Amount Funded by the Lexington County Accommodations Tax Fund	7,000	7,000
Amount Funded by the Lexington County Accommodations Tax Funds from all Sources	7,000	7,000
Total Attendance	8,000	15,000
Total Tourists*	1,000	1,000

**Tourists are generally defined as those who travel 50 miles or more to attend.*

V. METHODS:

Please describe the methods used to capture the attendance data listed above (license plates, surveys, etc.):

visitor logs, license plates

VI. PROJECT BUDGET:

Attach a report indicating what project expenses were paid for using the Lexington County Accommodations Tax Funds for the fiscal year.

VII. ORGANIZATION SIGNATURE:

Provide signature of official with the organization verifying accuracy of above statements.

J.R. Fennell — Print Name

Director — Title

J.R. Fennell — Signature

1/9/15 — Date

County of Lexington
Accommodations Tax Fund
FY 2015/16

FUNDING SOURCES

Organization Name: Lexington County Museum

List of Funding Sources	Actual 2013/14	Current 2014/15	Estimated 2015/16
Lexington County General Fund	196,878	199,251	205,000
Friends of Lexington County Museum	12,000	10,000	12,000
Lexington County Accommodations Tax	7,000	7,000	15,000
Town of Lexington Accommodations Tax	6,000	6,000	6,000
SC Humanities Council	-	1,500	-
SCEG	-	-	3,000
	221,878	223,751	241,000

County of Lexington
Accommodations Tax Fund
FY 2015/16

EXPENDITURES

Organization Name: Lexington County Museum

List of Expenditures	Actual 2013/14	Current 2014/15	Estimated 2015/16
Personnel	164,946	169,989	170,000
Museum Management	31,932	29,262	30,000
Educational Programs	1,500	1,500	8,000
Restoration/Repair/Sign Enhancement	14,500	12,000	24,000
Exhibits/Events/Cell Phone Walking Tour	8,000	8,000	2,000
Advertising	1,000	3,000	7,000
	221,878	223751	241,000

Lexington County Museum Accommodations Tax Application

10. **Magazines** – Listing in *Sandlapper* (Statewide Distribution)

Newspaper – *Free Times* (Columbia Metropolitan Area Distribution)

Websites – Listings on Google, Yahoo, Columbia CVB, Columbia4kids.com, discoversouthcarolina.com, museumusa.com, Lexington Patch, Facebook, Instagram, various other tourist websites. The museum has a page with information on Greater Lexington Chamber of Commerce's website. The target audience is potential visitors to Lexington as well as residents of the Midlands.

16. **Budget for Proposed Accommodations Tax Usage FY 2015-2016**

Item	Cost
Sign and Grounds Surrounding Sign Enhancement	$8000.00
Museum Promotion	$4000.00
Christmas and Spring Open House Expenses (Supplies, Advertising)	$3000.00

19.

A. This fiscal year, the Lexington County Museum would like to request $15,000 from the Lexington County's accommodation tax fund to help pay for several different projects. The first project would be to enhance the museum's signs on Columbia Avenue and Fox Street. Although these signs are not in terrible condition, more can be done (within the town's regulations on signs) to increase their visibility including cosmetic changes to the sign on Columbia Avenue, a complete redesign of the sign on Fox Street, and improving the landscaping around both signs.. Furthermore, the museum's sign on Columbia Avenue was never officially completed when first constructed. Money from the accommodations tax fund would be used to help finally complete it by adding appropriate caps.

Furthermore, the museum is requesting funds to help pay for and advertise its Christmas Open House and Spring Open House. The Christmas open house is an annual tradition that currently attracts over 500 people to the museum the second Sunday of every December. This event allows visitors to experience the traditions of Christmas past and features live music and refreshments. A sizeable portion of those that have attended the Open House in the past are from more than fifty miles away. The 2014 Open House attracted a record crowd. Over 600 people came to the museum that day, including visitors from Augusta, Georgia, Aiken, South Carolina, and Orangeburg, SC. With more exposure, that number would surely grow. Many of those traveling from fifty miles away or more will sleep and eat in Lexington County. We are also hoping to continue to expand the spring open house and add more living history events to that day. Last year, the event featured a blacksmith, soapmakers, and weavers and brought in many more people than the year before. Funds are needed to buy supplies, print banners and signs, and advertise for these events.

The museum would also use accommodations tax money to pay for advertising through billboards as well. The museum had success with this several years ago and would like to try it again. Tourists visiting the museum often report that they learn of us through signs on the interstate, including the billboards that advertised the museum. More promotion through billboards will certainly increase the number of out of state tourists who come to Lexington to see the museum and spend money on hotels and restaurants.

B. The projects will attract and promote tourism by further tapping into the heritage tourism market and making tourists more aware of the museum and the events happening there. Visitors traveling along the interstate will be much more likely to eat and stay in the county if there are worthwhile attractions such as the Lexington County Museum. It will also make the County a more attractive place to visit by strengthening the County's identity and promoting a sense of community. Accommodations tax funds will be used as a supplement to the funds provided by the Friends of the Lexington County Museum and from the general fund of Lexington County. Because of the amount of money involved in the aforementioned projects and advertising, the Friends and county general fund cannot cover everything.

C. In FY 2013-14, the Lexington County Museum saw over 13,000 visitors, including visitors from thirty-nine states and eighteen foreign countries. On average, at least seventy-six percent of the visitors to the Museum not affiliated with school groups are tourists who eat and stay in the area. Since the museum began putting an emphasis on advertising and creating events in 2007, the museum has seen a 52% increase in the number of people taking guided tours and 44% increase in the overall number of visitors (over 5000 last year) not associated with a school group. We expect that, with continued advertising, the number of

tourists attracted to the events and exhibits at the museum will increase in the upcoming fiscal year, generating more revenue for local restaurants and hotels.

D. Although the museum does not have the economic resources to measure the exact economic impact of the museum's visitors on the county, we believe that since so many of the visitors to the Museum are tourists, the impact is substantial. Through surveys given to visitors over the last three months of 2011, the staff members of the museum have discovered that ninety four percent of out of state visitors to the museum eat in the Lexington area and thirty-one percent stay at least one night in a hotel/motel within the county.

Furthermore, museums and historic sites in general contribute greatly to local economies according to a national study completed in October 2009 by the Cultural Heritage Tourism organization. This study found that 78% of all U.S. leisure travelers participate in cultural and/or heritage activities while traveling and that cultural and heritage travelers travel more frequently, reporting an average of 5.01 leisure trips in the past 12 months versus non-cultural/heritage travelers with 3.98 trips. This study indicates that historic sites and museums like the Lexington County Museum are important to tourists and help add revenue to the local economy.

E. These projects will promote tourism by drawing tourists to visit the museum and the events being held there. By making them aware of the museum and showcasing what Lexington County has to offer in terms of cultural organizations, tourists will be more likely to visit and buy food, lodging, etc. in the county. Lexington County will become a more attractive place to tourists if they know that they can attend fun, educational events. This will make them more inclined to visit the museum and the county. The community will be enhanced by the visibility of the museum, making the community a more attractive place to visit.

Accommodations Tax money was and will be used to create new and exciting events and exhibits at the museum. This ensures that the museum is always offering something new to attract tourists as well as locals.

FY 2013-2014 County Accommodations Tax Budget

Exhibit Construction	$5000.00
Brochure Printing	$2000.00

January 2, 2015

Lexington County Accommodations Tax
Judy Busbee, Assistant Clerk to Council
Lexington County Council
212 South Lake Drive, Suite 601
Lexington, SC 29072

Dear Ms. Busbee and Council Members:

Enclosed is our request for Accommodations Tax Funds for 2015-2016. Thank you for the opportunity to submit this application. The Greater Chapin Chamber of Commerce and Visitors Center is dedicated to promoting and supporting tourism in our area. The funding the Chamber receives from the Accommodations Tax will help us promote more tourism to our area and help our businesses by providing top notch service and amenities to our visitors and our community.

Please contact me at 803-345-1100 if you have any questions regarding this request.

Sincerely,

Risa J. Barnes

Risa J. Barnes
Executive Director

County of Lexington
Accommodations Tax Fund
FY 2015/2016

APPLICATION

1. Name of Project/Event: Greater Chapin Chamber of Commerce & Visitor's Center

2. Sponsoring Organization: Greater Chapin Chamber of Commerce & Visitor's Center

   Mailing Address: P.O. Box 577, Chapin, SC 29036

3. Event/Project Director:

   Name Risa J. Barnes Title Executive Director

   Telephone 803-345-1100 Alternate Telephone 321-431-1557

   Fax Number 803-345-0266

   Email director@chapinchamber.com

4. Event Website: www.chapinchamber.com

5. Event/Project Category (*Check One*):
   - (●) Tourism, Advertising/Promotion - *see #10 for advertising/promotion sources*
   - ( ) Tourism Related Expenditures: _____

6. Project Timeline: Beginning date July 1, 2015 End date June 30, 2016

7. Location of Project/Event: 302 Columbia Avenue, Chapin, SC 29036

8. Number of employees: #Full-time 1 #Part-time 2

9. Do you advertise outside a 50-mile radius? ■Yes ☐No

10. If yes to #9, please check all that apply to advertising sources outside of Lexington County:
    - ■ Rack Cards - # distributed 2,000
    - ■ Brochures - # distributed 3,000
    - ☐ Posters - # distributed _____
    - ☐ Magazine Ads - # ads _____ (list ads and distribution range on separate sheet)
    - ☐ Newspaper Ads - # ads _____ (list newspapers and distribution range on separate sheet)
    - ☐ Television Ads - # ads _____ (list stations and viewing range on separate sheet)
    - ☐ Radios Ads - # ads _____ (list stations and listener range on separate sheet)
    - ☐ Billboards - # ads _____ (list number and location of billboards on separate sheet)
    - ■ Websites - # web pages other than primary website # _____ (list on separate sheet with target audience)
    - ■ Other than listed above: Greater Chapin Chamber and Buy Into Chapin Facebook pages (list on separate sheet with target audience)

11. How many people do you expect to attend? 34,00

12. Of this number, how many are tourists? 17,000 (Tourists: "*People taking trips outside of their home communities for any purpose, except daily commuting to and from work.*") [SC Code of Laws, Chapter 6, Section 6-4-5 (4)].

13. List the methods used to track tourists:
- ■ Web page inquires - estimated inquires per month 30-35
- ■ Phone call inquiries - estimated phone calls per month 200-250
- ■ Brochure mailings - estimated brochures mailed per month 25-30
- ■ Event ticket sales - estimated tickets sold per event 150-200
- ☐ Event registration - estimated registrants per event
- ☐ Hotel sales - estimated sales per event/per month
- ☐ License plates - estimated count per event
- ☐ Surveys - estimated number of responses per survey
- ☐ Other than listed:

14. **Must complete:** County accommodations funds are generated from the hotels in the unincorporated areas of the County. Please list the hotels and number of room nights you have used or plan to use for your event/project located in the unincorporated areas of Lexington County only:
They Hyatt Place, Doubletree, Extended Stay Deluxe, Hampton Inn, and Holiday Inn Express are all used by our larger members including GIS, CB&I, SCE&G/SCANA, Ellett Brothers, Lexington Medical Center, Palmetto Health and ACI Worldwide. It is approximated that over 14,000 rooms will be booked for business partners, visitors, family and newly hired employees that will visit Lexington and Richland County. Approximately half of this number in Lex. Co and half in Richland.

15. Please indicate you have read: **Chapter 6, Sections 6-4-5 (4) and 6-4-10, SC Code of Laws, 1976**? ■Yes ☐No

16. Project Budget - **Request for funds must meet the requirements of Chapter 6, Section 6-4-10, SC Code of Laws, 1976, as amended.**

a. Estimated total cost of Project $ 28,700.00
b. Amount of Accommodations Funds requested for this Project: $ 9,000.00
c. This request equals what percent of the total Project/Event Budget? 31.4 %
d. List specifically what the funds will be used for and the estimated amount i.e. brochures - $1,500, etc. see attached

17. Has your project or organization previously received Accommodations Tax Funds?
■Yes ☐No

a. If yes, state year 2014-15, amount $6250.00, source Lex Co. Accom. Tax Fund, and purpose: Updating website, Directory/Relocation Guide, Ad Materials to promote & run Visitor's Center

b. For each award year, did you expend 100% of the Accommodations Tax Funds you received?
■Yes ☐No

c. If no, please explain:

18. Type of Organization:
Please check one:

- ○ County
- ○ Municipal
- ◉ Non-profit Organization
- ○ Community service club, church, etc.
- ○ 501(c) 3
- ○ Other: _____

Note: For-profit organizations are not eligible for Accommodations Tax Funds

19. Project description - please attach a report with the following information needed by the Tourism Expenditure Review Committee to be sure that the event/project was in accordance to Section 6-4-10 of the S.C. Code of Laws (***Use separate sheet for Project Description if needed***):

a. General description
b. State the benefit that this project will serve toward promoting tourism and the Lexington County Community
c. Total attendance to the event/project versus the number of total tourists in attendance
d. Economic impact generated by tourism to the event/project
e. Overall description of how the event/project attracts and promotes tourists to the area and specifically how the Accommodations Tax Funds were used to accomplish this
f. Additional comments: See Attached

PLEASE NOTE: Applicant and/or representatives must be present during review process by the Accommodations Tax Advisory Board in order to be considered for funding.

Signature of Event/Project Director:

Lisa T. Barnes
Print Name

Executive Director
Title

Lisa T. Barnes
Signature

1/2/15
Date

Clear Forms Print Forms Save Forms

County of Lexington
Accommodations Tax Fund
FY 2014/15 FINAL REPORT

I. PROJECT INFORMATION:

Organization Name: Greater Chapin Chamber of Commerce & Visitor's Center

Project/Event Name: Greater Chapin Chamber of Commerce & Visitor's Center

Contact Name: Risa Barnes Phone: 803-345-1100

II. PROJECT COMPLETION:

Were you able to complete the project/event as stated in your original application? ○ Yes ◉ No

If no, state any problems you encountered: A lot was accomplished the previous year, however the outdoor display case was put on hold due to last year's funding being slightly less than requested.

III. PROJECT SUCCESS:

Please share any additional comments regarding the project (e.g., lessons learned, successes, problems encountered, etc.):
The updated website has become even more user friendly (esp. tablet users). Via web, mail, email, phone and in person we have been able to fulfill many requests in regards to our town.

IV. PROJECT ATTENDANCE:

Record numbers in table below as requested by the Tourism Expenditure Review Committee. Numbers are to reflect attendance and funds received for projects for current and previous years.

	FY2014/15 Current Year	2013/14 Previous Year
Total Budget of Event/Project	13,056.00	11,236.00
Amount Funded by the Lexington County Accommodations Tax Fund	6,250.00	7,000.00
Amount Funded by the Lexington County Accommodations Tax Funds from all Sources	6,250.00	7,000.00
Total Attendance	30,000	31,000
Total Tourists*	15,000	16,000

**Tourists are generally defined as those who travel 50 miles or more to attend.*

V. METHODS:

Please describe the methods used to capture the attendance data listed above (license plates, surveys, etc.):
Visitor Center visits, Web Inquiries, Facebook inquires as well as ticket sales help most.

VI. PROJECT BUDGET:

Attach a report indicating what project expenses were paid for using the Lexington County Accommodations Tax Funds for the fiscal year.

VII. ORGANIZATION SIGNATURE:

Provide signature of official with the organization verifying accuracy of above statements.

Risa J. Barnes — Print Name

Executive Director — Title

Risa J Barnes — Signature

1/2/15 — Date

County of Lexington
Accommodations Tax Fund
FY 2015/16

EXPENDITURES

Organization Name: Greater Chapin Chamber of Commerce

List of Expenditures	Actual 2013/14	Current 2014/15	Estimated 2015/16
See Attached			
	$ 0.00	$ 0.00	$ 0.00

County of Lexington
Accommodations Tax Fund
FY 2015/2016
EXPENDITURES

Organization Name: Greater Chapin Chamber of Commerce

List of Expenditures	Actual 2013/2014	Current 2014/2015	Estimated 2015/2016
Accountant	$950	$1,000	$1,000
Advertising & Marketing	$2,691	$3,314	$3,000
Annie Epting Scholarship	$1,500	$2,000	$2,000
Conferences & Meetings	$156	$140	$250
Credit Card Processing Fees	$1,331	$1,416	$1,500
Dues & Subscriptions	$3,740	$3,200	$3,800
Events (Comedy, Gala, Golf, Silent Auction, Yard Sale)	$21,136	$22,635	$24,900
Insurance	$1,864	$1,520	$2,000
Member Services	$9,373	$5,268	$8,000
Office Equipment	$752	$570	$1,000
Office Supplies	$1,983	$2,110	$2,000
Payroll Expenses	$58,663	$67,726	$73,256
Postage	$1,011	$1,005	$1,000
Repairs/Building Maintenance	$4,325	$2,989	$3,500
Staff Expenses	$140	$100	$200
Telephone/Internet	$4,055	$4,451	$5,000
Utilities	$4,670	$5,751	$5,400
TOTAL:	**$118,340**	**$125,195**	**$137,806**

County of Lexington
Accommodations Tax Fund
FY 2015/16

FUNDING SOURCES

Organization Name: Greater Chapin Chamber of Commerce

List of Funding Sources	Actual 2013/14	Current 2014/15	Estimated 2015/16
See Attached			
	$ 0.00	$ 0.00	$ 0.00

County of Lexington
Accommodations Tax Fund
FY 2015/2016
FUNDING SOURCES

Organization Name: Greater Chapin Chamber of Commerce

List of Funding Sources	Actual 2013/2014	Current 2014/2015	Estimated 2015/2016
Events (Comedy, Gala, Golf, Silent Auction, Yard Sale)	$38,786	$38,389	$39,500
House Rental	$425	$3,850	$2,600
Lexington County Accommodations Grant	$7,500	$6,663	$6,700
Membership Dues	$41,375	$57,431	$52,000
Membership Meetings	$2,876	$500	$1,000
Premier Sponsorships	$18,000	$18,000	$18,000
Sign Rental	$5,700	$4,975	$5,000
TOTAL:	**$114,662**	**$129,808**	**$124,800**

Clear Forms Print Forms Save Forms

County of Lexington
Accommodations Tax Fund
FY 2014/15 FINAL REPORT

I. PROJECT INFORMATION:

Organization Name: Greater Chapin Chamber of Commerce & Visitor's Center

Project/Event Name: Greater Chapin Chamber of Commerce & Visitor's Center

Contact Name: Risa Barnes Phone: 803-345-1100

II. PROJECT COMPLETION:

Were you able to complete the project/event as stated in your original application? ○ Yes ◉ No

If no, state any problems you encountered: A lot was accomplished the previous year, however the outdoor display case was put on hold due to last year's funding being slightly less than requested.

III. PROJECT SUCCESS:

Please share any additional comments regarding the project (e.g., lessons learned, successes, problems encountered, etc.):
The updated website has become even more user friendly (esp. tablet users). Via web, mail, email, phone and in person we have been able to fulfill many requests in regards to our town.

IV. PROJECT ATTENDANCE:

Record numbers in table below as requested by the Tourism Expenditure Review Committee. Numbers are to reflect attendance and funds received for projects for current and previous years.

	FY2014/15 Current Year	2013/14 Previous Year
Total Budget of Event/Project	13,056.00	11,236.00
Amount Funded by the Lexington County Accommodations Tax Fund	6,250.00	7,000.00
Amount Funded by the Lexington County Accommodations Tax Funds from all Sources	6,250.00	7,000.00
Total Attendance	30,000	31,000
Total Tourists*	15,000	16,000

**Tourists are generally defined as those who travel 50 miles or more to attend.*

V. METHODS:

Please describe the methods used to capture the attendance data listed above (license plates, surveys, etc.):
Visitor Center visits, Web Inquiries, Facebook inquires as well as ticket sales help most.

VI. PROJECT BUDGET:

Attach a report indicating what project expenses were paid for using the Lexington County Accommodations Tax Funds for the fiscal year.

VII. ORGANIZATION SIGNATURE:

Provide signature of official with the organization verifying accuracy of above statements.

Risa J. Barnes — Print Name

Executive Director — Title

Risa J. Barnes — Signature

1/2/15 — Date

Greater Chapin Chamber of Commerce
Profit & Loss
January through December 2014

	Jan - Dec 14
Ordinary Income/Expense	
Income	
Business Expo	1,000.00
Calendar Sales	565.00
Calendar Sponsors	150.00
Chaffin-Eleazar Silent Auction	7,385.71
Chamber House Rental	1,650.00
Chamber Sign Rental	5,400.00
Comedy on Beaufort - Income	3,238.00
Gala	7,396.00
Golf Tournament	17,465.00
Grants	7,812.50
Holiday Open House	1,430.00
Labor Day	1,000.00
Member Benefits Income/Affinity	732.87
Member Meetings	1,096.00
Membership Dues	68,134.50
Photo Contest	310.00
Refunds	14.09
Renovations (Yard Sale)	1,629.50
Spring Open House Income	765.00
Total Income	127,174.17
Gross Profit	127,174.17
Expense	
Accountant	408.00
Advertising/Marketing	3,869.20
Annie Epting Scholarship	1,000.00
Authorize.net	113.35
Bank Service Charges	130.56
Board of Directors Expenses	446.89
Buy Into Chapin	144.00
Calendar Printing Expense	1,396.00
Cell Phone	1,121.77
Chamber Refresh Silent Auction	1,568.65
Comedy on Beaufort	4,008.58
Conferences & Meetings	57.00
Dues and Subscriptions	3,489.39
Equipment	27.51
Event Supplies	255.72
Gala Expenses	6,613.94
Golf Tour.Exp	10,742.47
Holiday Open House Expense	1,195.93
Insurance	1,729.00
Labor Day Expenses	988.09
Member Meetings - Expense	2,266.91
Member Services Expenses	1,474.71
Merchant Credit Card Fees	1,370.23
Office Supplies	2,754.17
Payroll Expenses	62,940.91
Payroll Taxes	5,029.83
Photo Contest Expense	225.00
Postage	1,017.72
Repairs & Maintenance	3,678.04
Spring Open House Expense	560.32
Staff Expenses	40.00
Tech Support	296.25
Tele/Internet	3,203.48
Utilities	5,498.68
Website Design/Hosting	988.34
Yard Sale Expense	125.99
Total Expense	130,776.63
Net Ordinary Income	-3,602.46
Other Income/Expense	
Other Income	
Interest Earned	7.62
Tax Impound Refund	69.43
Total Other Income	77.05
Net Other Income	77.05
Net Income	-3,525.41

Organization: Greater Chapin Chamber of Commerce & Visitor's Center

County of Lexington Accommodations Tax Fund
FY2015/2016
APPLICATION ATTACHMENT

#10 – Advertising Sources Outside Lexington County

- Greater Chapin Chamber of Commerce & Buy into Chapin Facebook pages
  - The chamber promotes community events, points/places of interest and chamber business members on both of these pages and has many followers outside of Lexington County and even the State of SC. Approximately 25% of those checking in on these pages are tourists planning trips and those interested in moving to our area.
  - These pages have become valuable tools and are dedicated to achieving current, interesting and informative information on both for those interested in Chapin.

#16 – Project Budget

- Greater Chapin Chamber of Commerce & Visitor's Center

Activity/Program	Estimated Cost	Funds Requested
LED Signage & New Visitor's Center Lettering	$22,500.00	$6,000.00
2015 Visitor Guide/Relocation Directory	$4,200.00	$2,000.00
Outdoor Visitor Display Case	$2,000.00	$1,000.00

#19 – Project Description

- We at the Chapin Chamber actively promote commerce, community and culture. The Chamber's goal is to serve as a catalyst for economic development and tourism while acting as the communications hub for our community. Because of our Chambers close proximity to Interstate 26 and being one of the two main accesses to the town of Chapin, we operate as the Visitor's Center helping those traveling through the Midlands. We provide information on area attractions, activities, restaurants and accommodations. The Chamber uses a number of tools to attract and inform all tourists about what is available and our amenities. We are committed to providing the following programs and services to continue to welcome visitors and newcomers to the Chapin community.
  - We serve as the Welcome/Visitor Center for not only Chapin, but also for Dreher Island State Park, the North Side of Lake Murray, White Rock, Little Mountain and Prosperity. We promote tourism for Lake Murray and serve as the communications hub and information center for the Chapin Community.

- We keep a Resource Room for tourists and visitors which includes informational brochures, maps, directions, mailing lists, directories, business cards, local newspapers and other materials to help enhance visitor's experiences while visiting our area, Lexington County and overall South Carolina. We have visitors from other locations in South Carolina, but also from many surrounding states and Northern states. We receive numerous calls, emails, website inquiries and we are continuously sending out information packages with information (including our Visitor Guide/Relocation Directory).
- The Chambers recently upgraded website is available 24/7 and features not only information about our members and businesses, but also has a calendar page where community events are listed along with other amenities offered.
- The Chamber hosts 6 large public events currently: Annual Silent Auction, Chamber Night of Comedy, Annual Golf Tournament, Spring Open House, Holiday Open House (which encourage visitors to shop and dine at our local shops and restaurants) and the Annual Awards Gala. The Gala Event is when we recognize the Greater Chapin Small & Large Business People, Non-Profit Organization Of the Year, Community Service and Volunteer of the Year. We also assist the Town of Chapin in promoting and providing information about our Annual Labor Day Festival which is one of the largest and most attended event in the Town of Chapin.
- The Chamber serves as Host Gallery for local artists who display their works in the Chamber House which helps promote arts and cultural activities in our community. The Chamber works closely with the Crooked Creek Art League, the Potters of Chapin and the Chapin Community Theater.
- The Chamber currently provides outdoor promotion for member information that informs visitors about activities in our area. More than 16,000 vehicles pass by the Chambers location on a daily basis going to and from Interstate 26. We are investing in an LED sign to help increase awareness for everyone about upcoming community events, promotions and need to know issues.
- The Chamber provides area maps, magazines and our Visitor Guide/Relocation Directory provides information to the 9 South Carolina Welcome Centers located on South Carolina's borders as well as to all visitors who stop by the Chamber House and to those who request information over the phone, via email or our website.

These programs are evaluated continuously for attendance and their cost effectiveness and will be continued for 2015-2016. Approximately 34,000 people total attended these events, which in turn brought customers to our local merchants and restaurants as well as surrounding businesses.

Organization: Greater Chapin Chamber of Commerce & Visitor's Center

Past support from the Accommodations Tax Fund has truly helped the Greater Chapin Chamber of Commerce & Visitor's Center to operate effectively and to promote and produce better events to attract visitors.

Last year there was a larger focus on enhancing our website and the tourist magazine advertising; however the Visitor Guide/Relocation Directory continues to be one of the strongest tools we have promoting our area, events and businesses. It includes shopping and dining information as well as information on local amenities, special events, map of the area, resources related to Lake Murray, Crooked Creek Park, the future Tech Park and other outdoor recreation outlets which attract more tourists and relocation activity.

We are focusing our request of $9,000.00 to support revamping the Visitor Guide for 2015 and we can draw more visitors to Chapin for our events and ongoing activities and also towards the purchase of the LED signage and new Visitor Center lettering roadside to get this information out there to the public faster, more clearly and directly to them.

As always we truly appreciate the consideration of the Lexington County Council for continued financial support of our ongoing efforts with a grant from the Accommodations Tax Fund to help us to continue enhancing our outreach to our tourists.

Final Report on Project Expenses were paid using Lexington County Accommodations Tax Funds FY 2013-14

	Budgeted	Spent
Website Enhancements	$3,000.00	$3,000.00
Advertising/Marketing	$1,500.00	$1,500.00
New Visitor Guides Printing	$2,500.00	$2,500.00
Totals:	$7,000.00	$7,000.00

Final Report on Project Expenses were paid using Lexington County Accommodations Tax Funds FY 2014-15

	Budgeted	Spent	Pending
Website Enhancements	$1,500.00	$1,500.00	
Advertising/Marketing Magazine Ads	$2,500.00	$2,500.00	
New Visitor Guides Printing	$1,500.00	$1,500.00	
Outdoor Display Case	$3,000.00		$3,000.00
Totals:	$8,500.00	$5,500.00	

- Requested funding for 2014/2015 was $8,000.00 but only $6,250.00 was approved so we are still trying to fund the outdoor house display case that will hold information for those stopping by after hours or on the weekends when the Chamber House is closed and keep the information safe from the weather elements.



County of Lexington
Accommodations Tax Fund
FY 2015/2016



APPLICATION

1. Name of Project/Event: 2015-16 Strategic Marketing Campaign

2. Sponsoring Organization: Columbia Regional Sports Council

   Mailing Address: 1010 Lincoln Street, Columbia, SC 29201

3. Event/Project Director:

   Name S. Scott Powers Title Executive Director

   Telephone 803-545-0009 Alternate Telephone 803-467-2344

   Fax Number 803-545-0102

   Email spowers@columbiasportscouncil.com

4. Event Website: www.columbiasportscouncil.com

5. Event/Project Category (*Check One*):
   - ◉ Tourism, Advertising/Promotion - *see #10 for advertising/promotion sources*
   - ○ Tourism Related Expenditures: _____

6. Project Timeline: Beginning date 07/01/2015 End date 06/30/2016

7. Location of Project/Event: Work with over 60 events in Lexington & Richland Counties.

8. Number of employees: #Full-time 2 #Part-time 0

9. Do you advertise outside a 50-mile radius? ■Yes ☐No

10. If yes to #9, please check all that apply to advertising sources outside of Lexington County:
    - ☐ Rack Cards - # distributed _____
    - ☐ Brochures - # distributed _____
    - ☐ Posters - # distributed _____
    - ■ Magazine Ads - # ads 8 (list ads and distribution range on separate sheet)
    - ☐ Newspaper Ads - # ads _____ (list newspapers and distribution range on separate sheet)
    - ☐ Television Ads - # ads _____ (list stations and viewing range on separate sheet)
    - ☐ Radios Ads - # ads _____ (list stations and listener range on separate sheet)
    - ☐ Billboards - # ads _____ (list number and location of billboards on separate sheet)
    - ■ Websites - # web pages other than primary website # 3 (list on separate sheet with target audience)
    - ■ Other than listed above: Social media (Facebook & Twitter) & Google Adwords (list on separate sheet with target audience)

11. How many people do you expect to attend? 132,098 attended our events in FY13-14.

12. Of this number, how many are tourists? 52,839 (40%) (Tourists: "*People taking trips outside of their home communities for any purpose, except daily commuting to and from work.*") [SC Code of Laws, Chapter 6, Section 6-4-5 (4)].

13. List the methods used to track tourists:
- ☐ Web page inquires - estimated inquires per month_____
- ■ Phone call inquiries - estimated phone calls per month 45
- ☐ Brochure mailings - estimated brochures mailed per month_____
- ■ Event ticket sales - estimated tickets sold per event 1760
- ■ Event registration - estimated registrants per event 650
- ■ Hotel sales - estimated sales per event/per month 916
- ☐ License plates - estimated count per event_____
- ☐ Surveys - estimated number of responses per survey_____
- ■ Other than listed: We survey at select sports events depending on the event owner's need

14. **Must complete:** County accommodations funds are generated from the hotels in the unincorporated areas of the County. Please list the hotels and number of room nights you have used or plan to use for your event/project located in the unincorporated areas of Lexington County only:
In FY13-14, 11 of our events contracted rooms in unincorporated Lexington County hotels. Those events contracted 1,531 room nights in unicorportated Lexington County hotels. Hotels include: Doubletree, Baymont Inn & Suites, Clarion Inn Airport, Country Inn & Suites Columbia/Harbison, Hampton Inn Airport. We are projecting 1,500 room nights in FY14-15.

15. Please indicate you have read: **Chapter 6, Sections 6-4-5 (4) and 6-4-10, SC Code of Laws, 1976**? ■Yes ☐No

16. Project Budget - **Request for funds must meet the requirements of Chapter 6, Section 6-4-10, SC Code of Laws, 1976, as amended.**

a. Estimated total cost of Project $ 191000
b. Amount of Accommodations Funds requested for this Project: $ 10,000
c. This request equals what percent of the total Project/Event Budget? 5.2 %
d. List specifically what the funds will be used for and the estimated amount i.e. brochures - $1,500, etc. Print ads - $6,000; trade-shows - $3,000; promo materials - $1,000

17. Has your project or organization previously received Accommodations Tax Funds?
■Yes ☐No

a. If yes, state year 2013-14, amount $ 10,000, source Lexington County, and purpose: 2013-14 Strategic Marketing Campaign

b. For each award year, did you expend 100% of the Accommodations Tax Funds you received?
■Yes ☐No

c. If no, please explain:_____

18. Type of Organization:

Please check one:

- ○ County
- ○ Municipal
- ◉ Non-profit Organization
- ○ Community service club, church, etc.
- ○ 501(c) 3
- ○ Other: _____

Note: For-profit organizations are not eligible for Accommodations Tax Funds

19. Project description - please attach a report with the following information needed by the Tourism Expenditure Review Committee to be sure that the event/project was in accordance to Section 6-4-10 of the S.C. Code of Laws (***Use separate sheet for Project Description if needed***):

a. General description
b. State the benefit that this project will serve toward promoting tourism and the Lexington County Community
c. Total attendance to the event/project versus the number of total tourists in attendance
d. Economic impact generated by tourism to the event/project
e. Overall description of how the event/project attracts and promotes tourists to the area and specifically how the Accommodations Tax Funds were used to accomplish this
f. Additional comments: Please see attached documentation for complete project description.

PLEASE NOTE: Applicant and/or representatives must be present during review process by the Accommodations Tax Advisory Board in order to be considered for funding.

Signature of Event/Project Director:

S. Scott Powers	Executive Director
Print Name	Title
S. Scott Powers	01/08/2015
Signature	Date

County of Lexington

Accommodations Tax Fund
FY 2015/16

FUNDING SOURCES

Organization Name: Columbia Region Sports Council

List of Funding Sources	Actual 2013/14	Current 2014/15	Estimated 2015/16
Lexington County Accommodations Tax	$ 10,000.(	$ 0.00	$ 10,000.00
City of Columbia Hospitality Tax	$ 116,720	$ 75,000.0	$ 75,000.00
Richland County Accommodations Tax	$ 27,600.(	$ 24,000.0	$ 25,000.00
Richland County Hospitality Tax	$ 26,000.(	$ 30,000.0	$ 30,000.00
Town of Lexington Accommodations Tax	$ 0.00	$ 1,000.00	$ 1,000.00
Corporate Sponsorships (SCHSL State Finals)	$ 20,000.(	$ 20,000.0	$ 0.00
Destination Marketing Fund	$ 0.00	$ 52,142.0	$ 50,000.00
	$ 200,320	$ 202,142.	$ 191,000.0(

County of Lexington
Accommodations Tax Fund
FY 2015/16

EXPENDITURES

Organization Name: Columbia Region Sports Council

List of Expenditures	Actual 2013/14	Current 2014/15	Estimated 2015/16
Administrative costs (employees, telephone, rent, etc)	$ 138,674	$ 148,413.	$ 150,000.0
Trade Shows, travel costs & client recruitment	$ 12,777.(	$ 15,765.0	$ 16,400.00
Marketing & Advertising (print, online, etc)	$ 22,165.(	$ 15,364.0	$ 20,000.00
Employee Training	$ 80.00	$ 600.00	$ 600.00
Promotional Materials	$ 7,330.0(	$ 2,000.00	$ 4,000.00
SC High School State Finals sponsorship	$ 20,000.(	$ 20,000.0	$ 0.00
	$ 201,026	$ 202,142.	$ 191,000.0

COLUMBIA REGIONAL SPORTS COUNCIL ATTACHMENT

10. ADVERTISING SOURCES

- **Magazine ads** – We plan to purchase full-page, four-color ads in the following travel industry publications: two (2) in SportsEvents magazine, two (2) in Sports Destinations Management magazine and four (4) in The Rowing News. Eight (8) total ads. All magazines are nationally distributed in the sports travel community with the exception of Rowing News, which is the leading rowing publication in the nation.
- **Websites** – In addition to our main website (www.columbiacvb.com) which obtained over 75,000 unique visitors in November 2014, we plan to advertise on the following websites: www.sportsdestinations.com, www.sportseventsmagazine.com, www.rowingnews.com. Target audience for Destinations Management and SportsEvents is sports events owners / decision makers and the target audience for Rowing News is collegiate and scholastic rowing coaches who determine sites for winter or spring training.
- **Other** – On a case by case basis, we will promote specific events by purchasing advertising on Facebook, Twitter as well as Google Adwords.

19. PROJECT DESCRIPTION

A. GENERAL DESCRIPTION:

The Columbia Regional Sports Council (CRSC) is committed to serving as the central clearinghouse for information regarding the sponsorship, promotion and coordination of sporting events, facilities and associations in the City of Columbia as well as Lexington and Richland Counties.

The mission of the Columbia Regional Sports Council is to strengthen the area's economy by marketing and selling the Columbia, SC region (City of Columbia, Lexington County, Richland County) as a premier destination for sporting events, partnering with local sports organizations to grow and develop existing events, and by recruiting new events which provide an economic benefit to the region by generating room nights, food and beverage sales, and associated tax revenues.

We have been successful in attracting new and unique sporting events to the region since our inception in 2002 using limited funds. Added funding is needed to enhance our current sales and marketing efforts used to recruit regional and national sports events to our community. The 2014-2015 Strategic Marketing Campaign supports our goal by directly marketing to events rights holders and sports governing bodies through tradeshow participation, direct mail of collateral pieces and advertising in several national trade publications. This direct marketing effort creates awareness and communicates the advantages of our community's sports products and facilities; allowing us to recruit more events, resulting in increased room nights for our area hotel properties and economic benefit for our entire region.

B. BENEFIT TO LEXINGTON COUNTY COMMUNITY:

Spectators, athletes and their support groups all utilize the same services used by other kinds of tourists: accommodations, transport services, food and beverage services, retail businesses and attractions. Sports events have the ability to spread the use of these services into off-peak periods, such as the summer and winter months, when occupancy rates and consumer consumptions tend to go down. Since the Columbia Regional Sports Council was established and started receiving funding from Lexington County, Richland County and the City of Columbia; we have discovered new events that had never considered our community for their activities or events. Events like recruiting collegiate rowing teams to train during the winter and spring at the rowing facility on the Broad River or convincing the 2015 Carolinas Open Lacrosse Championships to host their event at the Lexington Soccer

Complex or preparing the official bid to host the USA/BMX Gold Cup Series event at Lexington BMX., We also assist events such as the SCGA Junior Championships at the Country Club of Lexington, the USTA Junior Team Tennis National Championships hosted by Lexington County Recreation & Aging Commission as well as the Palmetto 200 relay race which has started each of the past four years at the Historic Columbia Speedway in Cayce.

The staging of sports events has the potential to raise the profile of the community through the coverage of the event. The marketing of these events also presents many opportunities for the community to showcase its assets and attractions on a regional & national level to other potential visitors and investors. Events enhance the quality of life for local residents by providing year-round recreational alternatives, but can also be used as a tool for economic and other development purposes. As events attract more visitors to the community, the market demand for lodging, restaurants, retail stores and entertainment venues also increases. The economic impact of playing host to these sporting events is endless and benefits the community by showing our region as a destination for hosting successful regional and nation events.

C. TOTAL ATTENDANCE TO THE PROJECT VS. TOTAL TOURISTS IN ATTENDANCE:
The Columbia Regional Sports Council tracks the number of hotel room nights for each of our events. Our goal is to book or assist with booking 11,000 contracted hotel room nights to the region during FY 2015-16 from sporting events. 11,000 room nights / 2.0 nights x 3.0 tourists per room = 15,000 overnight tourists in FY2015-16. Based on research (ticket sales, event owner surveys, event registrations) with our events, an additional estimated 37,000 out-of-town tourists drive in and do not stay in hotels rooms. We are projecting 132,000 total attendance for FY2015-2016, of which 52,800 or 40% are tourists.

D. ECONOMIC IMPACT GENERATED BY TOURISM:
Based on our goal of 11,000 contracted room nights, as well as our projection of 37,000 non-overnight tourists, the CRSC estimates it will generate a direct economic impact of **$7,022,000** in 2015-16.

# of hotel room nights X average tourist per room (3.0) X average spending per day ($150) = estimated direct economic impact

+

# of non-overnight out of town tourists X average spending per day ($56) = estimated direct economic impact

E. OVERALL DESCRIPTION OF HOW THE EVENT/PROJECT ATTRACTS AND PROMOTES TOURISTS TO THE AREA AND SPECIFICALLY HOW THE ACCOMMODATIONS TAX FUNDS WERE USED TO ACCOMPLISH THIS:
We use Lexington County Accommodations Tax funds to specifically market directly to national, regional or state-wide sporting event owners or national governing bodies that control where certain major sporting events are held. We promote the region and our sports facilities as potential hosts to these decision makers. We target them with attractive ads in sports-travel industry publications, we meet with them in person at national trade shows and we send them promotional materials, visitor guides and facilities guides that showcase our hotels, sports facilities, restaurants, attractions, etc. We use the accommodations tax funds to purchase advertising space, create promotional materials and travel to national trade shows.

FY2013-14 saw the Columbia Regional Sports Council exceed all of our sales goals for the fiscal year. Our sales efforts booked or assisted sports events that contracted **11,479 hotel room nights**, attracting **186,204 attendees** and generating an estimated economic impact of **$12,017,338** to our region.

MIDLANDS AUTHORITY FOR CONVENTIONS, SPORTS AND TOURISM

Statement of Revenues and Expenditures - Fiscal Year 2014-2015 - Unposted Transactions Included In Report

903 - COLUMBIA REGIONAL SPORTS COUNC

From 12/1/2014 Through 12/31/2014

		Current Period Actual	Year-To-Date Actual	Fiscal Year Budget	YTD vs. Budget Variance	Year-To-Date Budget	% Budget Remaining
Revenues							
Operating Revenue							
RICHLAND COUNTY - ATAX	4005	0.00	14,225.00	24,000.00	(9,775.00)	12,000.00	(40.73)%
CITY COLUMBIA HOSPITALITY TAX	4014	(18,744.00)	20,039.00	75,000.00	(54,961.00)	37,500.00	(73.28)%
RICHLAND CO HOSPITALITY TAX	4015	0.00	11,394.84	30,000.00	(18,605.16)	15,000.00	(62.02)%
TOWN OF LEXINGTON - ATAX	4022	0.00	1,000.00	1,000.00	0.00	499.98	0.00%
Total Operating Revenue		(18,744.00)	46,658.84	130,000.00	(83,341.16)	64,999.98	(64.11)%
Other Revenue							
HIGH SCHOOL CHAMPIONSHIP	4020	0.00	0.00	20,000.00	(20,000.00)	10,000.02	(100.00)%
TRANSFERRED IN FROM CVB	6500	0.00	0.00	2,142.00	(2,142.00)	1,071.00	(100.00)%
TRANSFERRED IN FR DESTINATION	6504	0.00	50,000.00	50,000.00	0.00	25,000.02	0.00%
Total Other Revenue		0.00	50,000.00	72,142.00	(22,142.00)	36,071.04	(30.69)%
Total Revenues		(18,744.00)	96,658.84	202,142.00	(105,483.16)	101,071.02	(52.18)%
Expenses							
Salary Expenses							
SALARIES - FT -ADMINISTRATION	7001	0.00	24,700.00	59,280.00	34,580.00	29,640.00	58.33%
SALARIES-FT-SALES & MARKETING	70011	0.00	14,166.70	34,000.00	19,833.30	16,999.98	58.33%
PERSONNEL CONTINGENCY 3%	70024	0.00	0.00	2,798.00	2,798.00	1,399.02	100.00%
INCENTIVES	7202	0.00	2,981.31	16,000.00	13,018.69	7,999.98	81.37%
Total Salary Expenses		0.00	41,848.01	112,078.00	70,229.99	56,038.98	62.66%
Benefit Expenses							
TAX LIABILITIES	7004	0.00	3,153.36	7,187.00	4,033.64	3,593.52	56.12%
RETIREMENT-401K	70051	0.00	382.50	3,843.00	3,460.50	1,921.50	90.05%
DENTAL-LIFE-DISABILITY	70052	175.40	1,047.52	2,105.00	1,057.48	1,052.52	50.24%
EMPLOYEE MEDICAL INSURANCE	7006	1,128.58	6,737.18	14,970.00	8,232.82	7,485.00	55.00%
WORKERS COMPENSATION	7200	0.00	0.00	876.00	876.00	438.00	100.00%
UNEMPLOYMENT INSURANCE	7201	0.00	0.00	515.00	515.00	257.52	100.00%
Total Benefit Expenses		1,303.98	11,320.56	29,496.00	18,175.44	14,748.06	61.62%
Operating Expenses							
TRADESHOWS	8605	0.00	4,650.00	6,250.00	1,600.00	3,124.98	25.60%
TRAVEL & ENTERTAINMENT-EMPLOYE	8606	1,110.11	3,819.22	7,000.00	3,180.78	3,499.98	45.44%
PROMOTIONAL MATERIALS	8607	0.00	237.00	2,000.00	1,763.00	1,000.02	88.15%
TELEPHONE	8610	(11.99)	593.11	1,155.00	561.89	577.50	48.65%
MARKETING & ADVERTISING	8612	0.00	15,364.57	13,000.00	(2,364.57)	6,500.04	(18.19)%
EMPLOYEE TRAINING EXPENSE	8704	0.00	0.00	600.00	600.00	300.00	100.00%
PROFESSIONAL SERVICE FEES	87091	0.00	35.00	0.00	(35.00)	0.00	0.00%
OFFICE SPACE RENTAL	8710	557.82	2,789.10	6,694.00	3,904.90	3,346.98	58.33%
DUES/SUBSCRIPTIONS	8715	0.00	1,146.00	1,300.00	154.00	649.98	11.85%
PARKING EXPENSES	8728	100.00	500.00	1,200.00	700.00	600.00	58.33%
CLIENT RECRUITMENT & ENTERTAIN	8735	109.87	895.51	1,369.00	473.49	684.48	34.59%
HIGH SCHOOL CHAMPIONSHIP	9405	10,000.00	10,000.00	20,000.00	10,000.00	10,000.02	50.00%
EMPLOYEE RELATED SERVICE ACT.	9409	0.00	504.95	0.00	(504.95)	0.00	0.00%
Total Operating Expenses		11,865.81	40,534.46	60,568.00	20,033.54	30,283.98	33.08%
Total Expenses		13,169.79	93,703.03	202,142.00	108,438.97	101,071.02	53.64%
Net Income/Loss		(31,913.79)	2,955.81	0.00	2,955.81	0.00	0.00%

Midlands Authority for Conventions, Sports & Tourism

Board of Directors

Company	Prefix	First Name	Last Name	Position	Address	City	State	Zip Code	Cell	Phone	Fax	E-mail	Term Ending	Appointed By
OPEN													Jun-16	Richland Co.
Colonial Life Arena/Global Spectrum	Mr.	Chris	Asouzu	Treasurer	7421 Coachmaker Road	Columbia	SC	29209	466-2076			casouzu@global-spectrum.com	Jun-17	City of Cola
USC	Mr.	Simon	Hudson		129 Beaver Dam Rd.	Columbia	SC	29223		777-2705		SHUDSON@hrsm.sc.edu	Jun-17	City of Cola
OPEN													Jun-17	City of Cola
Lamar Advertising	Mr.	John	Hardee	Chair	1221 Atlas Road	Columbia	SC	29209		647-9122		jhardee@lamar.com	Jun-15	City of Cola
Sejwad	Mr.	Rick	Patel	Secretary	1400 Main Street	Columbia	SC	29201	479-8217	988-1400	(803) 988-1400	rick@sheratoncolumbiahotel.com	Jun-15	Richland Co.
IMIC	Ms.	Jana	Medlin	Vice Chair	108 Saluda Pointe Ct	Lexington	SC	29072		957-5000		jmedlin@lexingtonwingate.com	Jun-16	Lexington Co.
Clyburn Foundation	Ms.	Janice	Marshall		101 Louthian Way	Blythewood	SC	29016		255-0003		clyburnfoundation@yahoo.com	Jun-17	City of Cola
Brandon Alexander Associates	Mr.	Sammy	Hendrix		111 Smith Street	Lexington	SC	29072	730-3558	386-7222		sammy@brandonalexanderassociates.com	Jun-17	Lexington Co.

PRESIDENT/CEO

Midlands Authority for Conventions, Sports & Tourism	Mr.	Bill	Ellen	President/ CEO	1101 Lincoln Street	Columbia	SC	29201		545-0007	545-0054	bellen@columbiaauthority.com

ExOfficio:

City of Columbia	Ms.	Teresa	Wilson		P.O. Box 147	Columbia	SC	29201		545-3026		tbwilson@columbiasc.net
Lexington County	Mr.	Joe	Mergo		212 South Lake Drive	Lexington	SC	29170		359-8389	359-8101	jmergo@lex-co.com
Richland County	Mr.	Tony	McDonald		P.O. Box 192	Columbia	SC	29201		576-2054	748-4644	tmcdonald@rcgov.us

Full-time Staff

Columbia Regional Sports Council	Mr.	Scott	Powers	Exec. Director	1010 Lincoln Street	Columbia	SC	29201		545-0009		spowers@columbiasportscouncil.com
Columbia Regional Sports Council	Ms.	Grayson	Miller	Sales Manager	1010 Lincoln Street	Columbia	SC	29201		545-0016		gmiller@columbiasportscouncil.com

IRMO CHAPIN RECREATION COMMISSION

Commissioners
John A. Sowards, Chairman
Scott A. Wilhide, Vice Chairman
Emily C. Shuman, Secretary
Bruce P. Loveless
William H. Harmon

Executive Director
Elizabeth Taylor

ICRC Administration
5605 Bush River Road
Columbia, SC 29212
(803) 772-1228

Crooked Creek Park
1098 Old Lexington Hwy.
Chapin, SC 29036
(803) 345-6181

Saluda Shoals Park
5605 Bush River Road
Columbia, SC 29212
(803) 772-1228

Seven Oaks Park
200 Leisure Lane
Columbia, SC 29210
(803) 772-3336

January 7, 2015

Ms. Judy Busbee
Assistant Clerk to Council
Lexington County Council
212 South Lake Dr., Ste.601
Lexington, SC 29072

Dear Ms. Busbee,

On behalf of the Irmo Chapin Recreation Commission, we would like to submit this application for the 2015-2016 Accommodations Tax Grants. This submission requests funding for the ***Saluda Shoals Park-Holiday Lights Marketing Campaign***.

We are very grateful for the past support we have received and appreciate the consideration of this request. Please contact me at (803) 213-2006 or etaylor@icrc.net if you have any questions or need additional information.

Sincerely,

Elizabeth B. Taylor

Elizabeth B. Taylor
Executive Director

County of Lexington
Accommodations Tax Fund
FY 2015/2016

APPLICATION

1. Name of Project/Event: Saluda Shoals Park Branding/Holiday Lights on the River

2. Sponsoring Organization: Irmo Chapin Recreation Commission

   Mailing Address: 5605 Bush River Rd. Columbia SC 29212

3. Event/Project Director:

   Name Elizabeth B. Taylor Title Executive Director

   Telephone 803-213-2006 Alternate Telephone 803-772-1228

   Fax Number 803-772-6865

   Email etaylor@icrc.net

4. Event Website: www.icrc.net

5. Event/Project Category (*Check One*):
   - ◉ Tourism, Advertising/Promotion - *see #10 for advertising/promotion sources*
   - ○ Tourism Related Expenditures: _____

6. Project Timeline: Beginning date 07-01-2015 End date 06-30-2016

7. Location of Project/Event: Saluda Shoals Park

8. Number of employees: #Full-time 16 #Part-time 204

9. Do you advertise outside a 50-mile radius? ■Yes ☐No

10. If yes to #9, please check all that apply to advertising sources outside of Lexington County:
    - ☐ Rack Cards - # distributed _____
    - ■ Brochures - # distributed 5,000
    - ☐ Posters - # distributed _____
    - ■ Magazine Ads - # ads 7 (list ads and distribution range on separate sheet)
    - ■ Newspaper Ads - # ads 20 (list newspapers and distribution range on separate sheet)
    - ■ Television Ads - # ads 60 (list stations and viewing range on separate sheet)
    - ■ Radios Ads - # ads 1100 (list stations and listener range on separate sheet)
    - ☐ Billboards - # ads _____ (list number and location of billboards on separate sheet)
    - ■ Websites - # web pages other than primary website # 5 (list on separate sheet with target audience)
    - ■ Other than listed above: Direct Mail 3,000 (list on separate sheet with target audience)

11. How many people do you expect to attend? 620,000

12. Of this number, how many are tourists? 198,400 (Tourists: "*People taking trips outside of their home communities for any purpose, except daily commuting to and from work.*") [SC Code of Laws, Chapter 6, Section 6-4-5 (4)].

13. List the methods used to track tourists:
- ■ Web page inquires - estimated inquires per month 15,000
- ■ Phone call inquiries - estimated phone calls per month 1,860
- ☐ Brochure mailings - estimated brochures mailed per month
- ■ Event ticket sales - estimated tickets sold per event 325
- ■ Event registration - estimated registrants per event 400
- ■ Hotel sales - estimated sales per event/per month 50
- ☐ License plates - estimated count per event
- ■ Surveys - estimated number of responses per survey 400
- ☐ Other than listed:

14. **Must complete:** County accommodations funds are generated from the hotels in the unincorporated areas of the County. Please list the hotels and number of room nights you have used or plan to use for your event/project located in the unincorporated areas of Lexington County only:
Saluda Shoals Park meeting facility rentals resulted in more than 600 room rentals in 2013 -14. Park guests and meeting planners make their own arrangements based on staff recommendations. 2015-16 partnerships efforts with Country Inn & Suites; Comfort Suites; Doubletree; Baymont Inn; Wingate Inn-378 will result in an estimated 750 room rentals.

15. Please indicate you have read: **Chapter 6, Sections 6-4-5 (4) and 6-4-10, SC Code of Laws, 1976**? ■Yes ☐No

16. Project Budget - **Request for funds must meet the requirements of Chapter 6, Section 6-4-10, SC Code of Laws, 1976, as amended.**

a. Estimated total cost of Project $ 99,800
b. Amount of Accommodations Funds requested for this Project: $ 20,000
c. This request equals what percent of the total Project/Event Budget? 20 %
d. List specifically what the funds will be used for and the estimated amount i.e. brochures - $1,500, etc. TV: $10,000; Print: $2,000; Radio: $8,000

17. Has your project or organization previously received Accommodations Tax Funds?
■Yes ☐No

a. If yes, state year 2014-15, amount $ $12,500, source Lexington Co., and purpose: Saluda Shoals Park Branding and Tournament Marketing

b. For each award year, did you expend 100% of the Accommodations Tax Funds you received?
■Yes ☐No

c. If no, please explain:

18. Type of Organization:
Please check one:

- ○ County
- ○ Municipal
- ○ Non-profit Organization
- ○ Community service club, church, etc.
- ○ 501(c) 3
- ◉ Other: Special Purpose District

Note: For-profit organizations are not eligible for Accommodations Tax Funds

19. Project description - please attach a report with the following information needed by the Tourism Expenditure Review Committee to be sure that the event/project was in accordance to Section 6-4-10 of the S.C. Code of Laws (***Use separate sheet for Project Description if needed***):

a. General description
b. State the benefit that this project will serve toward promoting tourism and the Lexington County Community
c. Total attendance to the event/project versus the number of total tourists in attendance
d. Economic impact generated by tourism to the event/project
e. Overall description of how the event/project attracts and promotes tourists to the area and specifically how the Accommodations Tax Funds were used to accomplish this
f. Additional comments: _____

PLEASE NOTE: Applicant and/or representatives must be present during review process by the Accommodations Tax Advisory Board in order to be considered for funding.

Signature of Event/Project Director:

Elizabeth B. Taylor	Executive Director
Print Name	Title
Elizabeth B Taylor	01/06/2015
Signature	Date

County of Lexington
Accommodations Tax Fund
FY 2015/16

FUNDING SOURCES

Organization Name: Irmo Chapin Recreation Commission

List of Funding Sources	Actual 2013/14	Current 2014/15	Estimated 2015/16
Lexington County Accommodations Tax	$ 26,000.(	$ 12,500.0	$ 25,000.00
Saluda Shoals Foundation	$ 4,000.0(	$ 0.00	$ 7,500.00
Saluda Shoals Park Fees and Revenue	$ 48,000.(	$ 54,500.0	$ 67,300.00
	$ 78,000.(	$ 67,000.0	$ 99,800.00

County of Lexington
Accommodations Tax Fund
FY 2015/16

EXPENDITURES

Organization Name: Irmo Chapin Recreation Commission

List of Expenditures	Actual 2013/14	Current 2014/15	Estimated 2015/16
Design & Printing of Branding/Marketing Campaign	$ 0.00	$ 12,600.0	$ 20,000.00
TV Branding/Advertising	$ 30,000.(	$ 12,000.0	$ 20,000.00
Print Advertising	$ 25,100.(	$ 18,000.0	$ 35,000.00
Radio	$ 15,000.(	$ 10,000.0	$ 15,000.00
Billboards	$ 6,600.0(	$ 6,600.00	$ 8,500.00
Email Marketing	$ 1,300.0(	$ 1,300.00	$ 1,300.00
Trade Shows	$ 0.00	$ 6,500.00	$ 0.00
	$ 78,000.(	$ 67,000.0	$ 99,800.00

Clear Forms Print Forms Save Forms

County of Lexington
Accommodations Tax Fund
FY 2014/15 FINAL REPORT

I. PROJECT INFORMATION:

Organization Name: Irmo Chapin Recreation Commission

Project/Event Name: Saluda Shoals Park Branding and Tournament Marketing

Contact Name: Elizabeth B. Taylor Phone: 803-213-2006

II. PROJECT COMPLETION:

Were you able to complete the project/event as stated in your original application? ◉ Yes ○ No

If no, state any problems you encountered:

III. PROJECT SUCCESS:

Please share any additional comments regarding the project (e.g., lessons learned, successes, problems encountered, etc.):

Successful branding campaign resulted in a 10% increase in Park and Holiday Lights visitation

Developed tournament brochure and established trade show presence.

IV. PROJECT ATTENDANCE:

Record numbers in table below as requested by the Tourism Expenditure Review Committee. Numbers are to reflect attendance and funds received for projects for current and previous years.

	FY2014/15 Current Year	2013/14 Previous Year
Total Budget of Event/Project	$67,000	$78,000
Amount Funded by the Lexington County Accommodations Tax Fund	$12,500	$26,000
Amount Funded by the Lexington County Accommodations Tax Funds from all Sources	$0	$0
Total Attendance	595,000	567,117
Total Tourists*	190,500	181,477

**Tourists are generally defined as those who travel 50 miles or more to attend.*

V. METHODS:

Please describe the methods used to capture the attendance data listed above (license plates, surveys, etc.):

Surveys were conducted; facility rental data and park reservations were analyzed

VI. PROJECT BUDGET:

Attach a report indicating what project expenses were paid for using the Lexington County Accommodations Tax Funds for the fiscal year.

VII. ORGANIZATION SIGNATURE:

Provide signature of official with the organization verifying accuracy of above statements.

Elizabeth B. Taylor — Print Name

Executive Director — Title

Elizabeth B. Taylor — Signature

01/06/2015 — Date

Accommodations Tax Fund FY 2014-15 Final Report - "Saluda Shoals Park and Tournament" campaign

Television				
WIS SSP "Better Than This" Branding Campaign	$8,000.00			
WLTX	$1,800.00			
Radio				
Cumulus Media	$7,800.00			
Magazine				
Palmetto Parent	$1,776.00			
Cola Regional Business Report	$650.00			
Visit Columbia Guide	$4,752.00			
Columbia Visitors Guide	$2,990.00			
Newspaper				
Free Times	$2,465.00			
Brochures				
Tournament Facilities	$4,500.00			
Holiday Lights	$1,000.00			
Sleigh Bell Trot	$500.00			
Total	**$36,233.00**			

County of Lexington
Accommodations Tax Fund
FY 2015/2016 APPLICATION

Organization Name: Irmo Chapin Recreation Commission
Project/Event Name: Saluda Shoals Park branding/advertising campaign

9. Do you advertise outside a 50-mile radius? Yes
10. If yes to #9, please check all that apply to advertising sources outside of Lexington County:

Brochure Distribution and Direct Mail

- Tournament brochures distributed at national Teams Conference in Las Vegas, Nevada and by the Columbia Regional Sports Council at the national Connect Sports Marketplace in Orlando, Florida as well as other prospective tournament planners across the United States.
- Special event and meeting facility brochure mailed statewide
- Post cards mailed to ICRC park users, donors, and midlands residents.
- Printed brochures sent to the following SC Welcome Centers:
  - US 17 SC Welcome Center
  - I-20 East SC Welcome Center
  - I-26 East SC Welcome Center
  - I-85 South SC Welcome Center
  - I-85 North SC Welcome Center
  - I-95 North SC Welcome Center
  - I-95 South SC Welcome Center
  - I-77 South SC Welcome Center

Magazine Ads (7 Ads)

- Palmetto Parent – distributed throughout the Midlands of South Carolina.
- The 2014 Book of Lists – statewide distribution
- Discover Greater Columbia Guide – distributed through hotels, restaurants, grocery stores, doctor's offices, and retailers in the Greater Columbia area as well as at Ft. Jackson.
- Greater Columbia Visitors Guide – Distributed nationally per request
- Regional Business Report – statewide distribution

Newspaper Ads (20 Ads)

- Free Times & Bites & Sites

Television Ads (60 Ads)

WIS Television coverage includes the following: Abbeville, Aiken, Allendale, Anderson, Bamberg, Barnwell, Calhoun, Chester, Chesterfield, Clarendon, Dorchester, Edgefield, Fairfield, Georgetown, Greenwood, Hampton, Kershaw, Lancaster, Lee, Lexington, Newberry, Orangeburg, Richland, Saluda, Sumter, Union, Williamsburg, and York as well as Charlotte, NC, Augusta GA, Greenville/Spartanburg, SC and Charleston, SC on cable and satellite.

Radios Ads (1,100 Ads)

- WTCB FM coverage includes the following: Aiken, Barnwell, Columbia, Florence, Greenwood, Hartsville, Lancaster, Laurens, Newberry, Orangeburg, Rock Hill, South Augusta, Spartanburg, Sumter, Union and Walterboro. Promotion includes a website link from WTCB FM. *Web and Radio Target Market: Women Ages 35–64*

- WNKT FM coverage includes the following: Aiken, Barnwell, Camden, Columbia, Florence, Hartsville, Lancaster, Lake City, Newberry, Orangeburg, Sumter and Winnsboro. Promotion included a website link from WNKT FM. *Web and Radio Target Market: Men Ages 25-54*

- Nash 98.5 FM coverage includes the following: Aiken, Columbia, Great Falls, Newberry, Orangeburg, Sumter, and Whitmire. Promotion includes a website link from Nash 98.5 FM.
  Web and Radio Target Market: Adults Ages 35–64

- WOMG FM coverage includes the following: Aiken, Bamberg, Camden, Columbia, Newberry, Orangeburg, South Augusta, St. Matthews, Sumter, Williston and Winnsboro. Promotion includes a website link from WOMG FM.
  Web and Radio Target Market: Adults Ages 35–64

- 1320 AM coverage includes the following: Aiken, Bamberg, Barnwell, Camden, Chester, Columbia, Florence, Hartsville, Lancaster, Newberry, Orangeburg, Sumter, Summerville, Union, Walterboro and Winnsboro. Promotion includes a website link from 1320 AM.
  Web and Radio Target Market: Adults Ages 50+

Websites

- Huger Street.com – Target Audience Adults ages 25-64
- SCPRT Website – Target Audience Adults ages 25-6
- Leisure Fun – Target Audience Adults ages 25-64
- Free Times – Target Audience Adults ages 18-55
- Greater Columbia Convention & Visitors Bureau
- Radio Station web sites: B106.7, WOMG, WIS NEWS TALK, KISS 98.5, Magic 98.5, The Lake
- SCSAE

Saluda Shoals Park Banding/*Holiday Lights on the River* Narrative Report

17. Project description - please attach a report with the following information needed by the Tourism Expenditure Review Committee to be sure that the event/project was in accordance to Section 6-4-10 of the S.C. Code of Law:

a. General description.

Funding from the Lexington County Accommodations Tax Fund is an essential element in the continued promotion of Saluda Shoals Park and its signature event, *Holiday Lights on the River.*

Saluda Shoals Park is a premier, natural, environmentally sensitive riverfront park that invites visitors to experience the treasures of the Saluda River through exceptional recreational, educational, and cultural opportunities. This 400-acre natural preserve is located on the banks of the lower Saluda River.

Since its opening in 1999, more than **4.5 million visitors** from across the state, Southeast, United States and around the world have experienced the wonders of nature at Saluda Shoals Park. Saluda Shoals Park is the second most visited attraction in the Midlands with **567,117 visitors** in 2013-14.

Created through a public private partnership of the Irmo Chapin Recreation Commission (ICRC), Saluda Shoals Foundation and SC Electric and Gas (SCE&G), Saluda Shoals Park's strength and the key to its sustainability is the fact that it plays multiple roles:

- a unique outdoor recreational and cultural attraction offering something for everyone,
- a significant protected natural environment,
- an affordable public access point to the Saluda River, and
- an educational opportunity for people regarding the importance of the preservation of our water resources and the natural environment.

This public private partnership has effectively leveraged the Saluda Shoals Park's regional aspect, cultivating partners who understand its potential for enhancing the community's quality of life and contributing to the economic viability of the Midlands.

Holiday Lights is the Midland's largest drive through light show featuring more than one-million sparkling lights on a two-mile loop through Saluda Shoals Park. Since 2002, this outdoor light and sound show has glittered with holiday magic for more than 490,000 visitors. For 35 enchanting nights in December 2014, Saluda Shoals Park sparkled with more than 400 brilliant light displays and more than **72,000 people** made our light festival part of their memorable holiday tradition. (***Note: This is a 10% increase over 2013.***) This event is made possible with the support of the Irmo Chapin Recreation Commission, Saluda Shoals Foundation and numerous corporate sponsors.

Holiday Lights opened November 23, 2014 with the *Annual Chairman's Lighting Ceremony.* This special event is held for corporate partners, donors and Saluda Shoals Foundation members and kicks off this six-week long holiday celebration. The *Sleigh Bell Stroll* Family Fun Walk took place on Monday, November 24 with *794 walkers* and the *Sleigh Bell Trot* Certified 5K Race was held on Tuesday, November 25 with *589 registered runners.*

In addition to all the traditional favorites, changes and additions to *Holiday Lights* this year included a new green genie in the Midwinter's Dream, a floating alligator in the Wetland and a

new train car added to our signature Saluda Shoals Choo Choo light display. Visitors were also invited to explore the *Wetland Wonderland Walking Trail* from the Environmental Center, through the woods and across the creek to the Saluda Shoals Wetland Preserve and Boardwalk. This unique area features animated light displays of the wildlife found at Saluda Shoals Park as well as a laser show for guests to walk through while enjoying holiday music.

The highlight of *Holiday Lights* is the *Nights of Wonder*, twelve fun-filled evenings of affordable family activities. Visitors enjoyed hayrides, train rides, roasting marshmallows, crafts, the Winter Wonder Ride and visits/photos with Santa. The *Nights of Wonder* attracts families seeking holiday activities for themselves and out-of-town guests; **44% of visitors attended during this time.**

Future plans include an expansion of Holiday Lights into the newly developed Saluda Shoals Park east utilizing the new entrance from St. Andrews road.

b. State the benefit that this project will serve toward promoting tourism and the Lexington County Community.

Lexington County Accommodations Tax Funds will be used to advertise and promote Saluda Shoals Park's events, activities and facilities with special focus on Holiday Lights on the River.

Saluda Shoals Park is an established tourism destination with more than 567,117 visitors in 2013-14, making it the second most visited attraction in the Midlands. Increased marketing efforts have resulted in a 10% increase in park visitation and Holiday Lights attendance over the past year.

Saluda Shoals Park is conveniently located between Irmo and downtown Columbia, with nearby access to I-26, I-20, and downtown Lexington. People look for special events and activities, especially around the holidays, that will allow them to spend time together as well as entertain out-of-town guests. The Park's central location, combined with its close proximity to a wide variety of restaurants, shopping centers, hotels, Riverbanks Zoo and other attractions makes it an ideal destination for special events and fun, affordable recreational opportunities.

c. Total attendance at the event/project vs. the number of total tourists in attendance.

Shoals Park Attendance 2014-15

- Total: 567,117
- Total Tourists: 181,477 (32%)

Holiday Lights on the River 2014

- Total: 72,969 people
- Tourists: 14,594 people (20%)

** Holiday Lights visitation is included in the overall Saluda Shoals Park visitation.

A visitor survey was conducted during Holiday Lights on the River to provide demographic information to enhance future marketing plans. The following is a summary of the results:

- Documented out-of-town visitors traveled from across the state including the following counties: Aiken, Allendale, Anderson, Bamberg, Barnwell, Calhoun, Darlington, Fairfield, Florence, Greenville, Horry, Kershaw, Lancaster, Lexington, McCormick, Newberry, Orangeburg, Richland, Saluda, Spartanburg, Sumter, Union and York.

- Documented out-of-State visitors: Alabama, California, Florida, Georgia, Illinois, Maryland, North Carolina, New York, Ohio, Pennsylvania, Tennessee, and Virginia.
- Marketing efforts attracting the largest number of visitors included: radio, television, newspaper articles/advertisements, referrals and internet. (See attached advertising schedule.)
- Approximately *29% of visitors attended for the first time this year.*
- 60% of visitors had between 4 and 8 people in their party.
- 69% had one or more children in their party.
- The average age of participants was between 25 and 64 years old with 26% in the 25 to 34 age group, 32% in the 35 to 49 age group and 17% in the 50 to 64 age group.
- The majority of visitors had four–year or post graduate degrees with an annual household income level in the $50,000 to $250,000 range.

d. Economic impact generated by tourism to the event/project.

More than 620,800 people are expected to visit Saluda Shoals Park. Approximately 32% (or 198,600 people) are considered tourist. The economic impact of these guests would be **$15,900,000.** ($80.11 per person per day)

More than 76,600 people expected to attend the 2015 *Holiday Lights on the River, Sleigh Bell Trot and Sleigh Bell Stroll.* Approximately 20% (or 15,300 people) are considered tourists. The economic impact of these guests would be **$1,225,000.**

** Holiday Lights visitation and economic impact are included in the overall Saluda Shoals Park visitation.

(NOTE: Calculations were based on the Estimated Expenditures Per Person Per Day Formula's & Amounts from SCPRT.) See formula below:

I) Lodging Cost:

a) Average Daily Rate	1) $72.23
b) Party Size	2) 2
Total Lodging Per Person, Per Day	3) $36.11

II) Food & Beverage Cost:

Total F&B Per person per day	4) $44.00

III) Miscellaneous Spending (optional):

Total Misc. Spending Per Person Per Day	5) $ 0.00
Grand Total Per Person Per Day Spending	6) $80.11

(NOTE: Calculations were based on the Estimated Expenditures Per Person Per Day Formula's & Amounts from SCPRT.)

e. Overall description of how the event/project attracts and promotes tourists to the area and specifically how the Accommodations Tax Funds were used to accomplish this.

The 2014-15 marketing plan utilized a broad range of advertising mediums to reach local residents as well as communities across the state. The marketing plan included: radio, television, billboards, local/regional newspaper and magazine advertising.

Audiences were reached through article and ad placements with the following:

- Radio Coverage: ad placement with Radio reaching Columbia, Lexington, Orangeburg, Barnwell, Chester, Camden, Sumter, Newberry, Aiken, Augusta, Rock Hill, Florence, Hartsville, Union, Greenwood, Laurens, and surrounding areas.
- Television coverage: WIS TV covering 29 counties throughout the state as well as Charlotte, NC and Augusta, GA through cable. WLTX covering 11 central Midlands counties and portions of 15 additional surrounding counties.
- Print Coverage: The Free Times; Palmetto Parent Magazine; Visit Columbia Magazine; and Irmo, Lake Murray, Cayce-West Columbia, and Northeast News.
- Internet Coverage: Huger Street.com, Columbia CVB, Midlands Biz, Cumulus Media (five radio stations), SCPRT events calendar, Free Times, Leisure Fun and WIS Online.
- Billboards
- Press releases and media drops prompted coverage on all local TV outlets and in numerous weekly papers across the state.

The 2015-2016 marketing plan includes many of the same components that have driven the success of Saluda Shoals Park and *Holiday Lights* to date. Additional marketing dollars would allow expanded efforts to include:

- Holiday Lights brochure sent to Visitors Centers and Travel Agencies in SC, NC and GA.
- Print advertising in Aiken/Augusta, Florence and Rock Hill.
- Increased television and radio advertisement.
- Continued expansion of internet marketing efforts through WIS TV and radio partners which reach statewide audiences.
- Billboards along major interstate corridors.

f. Additional comments:

As stated above, Saluda Shoals Park has an economic impact of and Holiday Lights on the River has an economic impact of $15.9 million on the local economy. Additionally, the event provides over 80 seasonal part time jobs.

Below are a few comments received from visitors:

Trip Advisor

- I enjoy taking my boys here when I'm up visiting my family. We play in the spray ground, hike the trails and play in the river. Great way to spend a day. Beautiful scenery and enough to keep the kids, young and teen aged, from getting bored. (from Orange Park, FL)

- This was our second year in a row attending the Christmas lights at the Saluda Shoals Park! The drive throughout the park is maybe about twenty minutes, depending on the amount of other drivers that are there. The park is full of different types of lights that will please any age! There are certain days where the park building is open at the end of the loop and they have smores over a fire pit, as well as different snacks available. Santa Claus is also inside the building available to take pictures! They also have a walking trail full of led light show throughout the trees and more lights that decorate the pond. It is absolutely beautiful. Great time, only about $10 per vehicle to go through, and you can go through as many times as you fancy! (Aiken, SC)

- Saluda Park is the one which was frequently visited by me and my family when we stayed in Columbia. They are great trails and kids Shower play area where kids can play in water but there is additional charge for that. Also they have small museum short of with displays and kids play area. Good for dogs too as they have dog park. They decorate the park in Christmas with wonderful lights and this is not something to miss and it's amazing experience. Overall this is a great family fun place. (Spartanburg, SC)

- Attended a training session at Saluda Shoals Park. The facility is beautiful and an excellent place for a meeting. I plan on returning for a visit with the family. (Sumter, SC)

- Saluda Shoals has so much going for it. Lovely during all seasons, great Christmas lights show, The River Center is where we had our Wedding Reception, My Sorority has out annual Family Day at the Educational Center, its just the best. Easy to get to, the entire staff is pleasant and they have something for all ages.

- We enjoyed our visit to Saluda Shoals Park for the Christmas lights display. The light exhibit is very well done and the length of the light show is surprisingly long. We drove a little over an hour to experience the light display and we were pleasantly surprised. The cost is very affordable compared to some other light shows in the area. This would definitely be an annual event for our family. (Florence, SC)

IRMO CHAPIN RECREATION COMMISSION
Finance

Commission Brief
November 2014 Preliminary Financial Report

GENERAL FUND

	YTD 11/14	Budget	% of Budget	YTD 11/13
Revenue	$535,976	$5,518,591	9.71%	$518,131
Expenditures	1,961,265	5,518,591	35.54%	2,158,696

Please be aware that property tax collections for November are not included in YTD as of 11/30/2014. They will be reflected in the December 2014 report.

SPECIAL REVENUE FUND

	YTD 11/14	Budget	% of Budget	YTD 11/13
Revenue	$1,614,256	$3,359,873	48.05%	1,365,331
Expenditures	1,255.399	3,359,873	37.36%	1,073,084

As of November 30, 2014 the cash balance of operating and special funds totaled $221,493. Total invested in certificates of deposit or money market accounts was $ 768,705.

Grants Project	Amount Budgeted	Agency Match	Amount Received
USC Healthy Eating Initiative	16,000	0	8,000
Saluda Shoals Foundation	34,000	0	0
Accommodations Tax	9,350	0	3,125
CDBG	70,000	0	9,121
Palmetto Pride	8,000	0	0
Older Americans Act	135,000	0	18,318
Totals	272,350	0	38,564

Submitted by:

Jim Wellman
Finance Director
December 30, 2014

County of Lexington
Accommodations Tax Fund
FY 2015/2016

APPLICATION

1. Name of Project/Event: Lexington County Tennis Tournaments

2. Sponsoring Organization: Lexington County Recreation and Aging Commission

   Mailing Address: 563 South Lake Drive, Lexington, SC 29072

3. Event/Project Director:

   Name Randy Gibson Title Executive Director

   Telephone (803) 359-9961 Alternate Telephone

   Fax Number (803) 359-9092

   Email rgibson@lcrac.com

4. Event Website: www.lcrac.com

5. Event/Project Category (*Check One*):
   - ○ Tourism, Advertising/Promotion - *see #10 for advertising/promotion sources*
   - ◉ Tourism Related Expenditures:

6. Project Timeline: Beginning date 07/01/2015 End date 06/30/2016

7. Location of Project/Event: see attached

8. Number of employees: #Full-time 9 #Part-time 6

9. Do you advertise outside a 50-mile radius? ■Yes ☐No

10. If yes to #9, please check all that apply to advertising sources outside of Lexington County:
    - ☐ Rack Cards - # distributed
    - ☐ Brochures - # distributed
    - ☐ Posters - # distributed
    - ☐ Magazine Ads - # ads (list ads and distribution range on separate sheet)
    - ☐ Newspaper Ads - # ads (list newspapers and distribution range on separate sheet)
    - ☐ Television Ads - # ads (list stations and viewing range on separate sheet)
    - ☐ Radios Ads - # ads (list stations and listener range on separate sheet)
    - ☐ Billboards - # ads (list number and location of billboards on separate sheet)
    - ■ Websites - # web pages other than primary website # 2 (list on separate sheet with target audience)
    - ■ Other than listed above: see attached (list on separate sheet with target audience)

11. How many people do you expect to attend? 12,600

12. Of this number, how many are tourists? 6,800 (Tourists: "*People taking trips outside of their home communities for any purpose, except daily commuting to and from work.*") [SC Code of Laws, Chapter 6, Section 6-4-5 (4)].

13. List the methods used to track tourists:
- ☐ Web page inquires - estimated inquires per month
- ☐ Phone call inquiries - estimated phone calls per month
- ☐ Brochure mailings - estimated brochures mailed per month
- ☐ Event ticket sales - estimated tickets sold per event
- ☐ Event registration - estimated registrants per event
- ☐ Hotel sales - estimated sales per event/per month
- ☐ License plates - estimated count per event
- ☐ Surveys - estimated number of responses per survey
- ■ Other than listed: see attached

14. **Must complete:** County accommodations funds are generated from the hotels in the unincorporated areas of the County. Please list the hotels and number of room nights you have used or plan to use for your event/project located in the unincorporated areas of Lexington County only:
see attached

15. Please indicate you have read: **Chapter 6, Sections 6-4-5 (4) and 6-4-10, SC Code of Laws, 1976**? ■Yes ☐No

16. Project Budget - **Request for funds must meet the requirements of Chapter 6, Section 6-4-10, SC Code of Laws, 1976, as amended.**

a. Estimated total cost of Project $ 76,000.00
b. Amount of Accommodations Funds requested for this Project: $ 20,000.00
c. This request equals what percent of the total Project/Event Budget? 26.32 %
d. List specifically what the funds will be used for and the estimated amount i.e. brochures - $1,500, etc.

17. Has your project or organization previously received Accommodations Tax Funds?
■Yes ☐No

a. If yes, state year 2015, amount $ 15,000, source Lexington County, and purpose: Host regional and national softball/baseballournaments

b. For each award year, did you expend 100% of the Accommodations Tax Funds you received?
■Yes ☐No

c. If no, please explain:

18. Type of Organization:
Please check one:

- ○ County
- ○ Municipal
- ○ Non-profit Organization
- ○ Community service club, church, etc.
- ○ 501(c) 3
- ◉ Other: Special Purpose District

Note: For-profit organizations are not eligible for Accommodations Tax Funds

19. Project description - please attach a report with the following information needed by the Tourism Expenditure Review Committee to be sure that the event/project was in accordance to Section 6-4-10 of the S.C. Code of Laws (***Use separate sheet for Project Description if needed***):

a. General description
b. State the benefit that this project will serve toward promoting tourism and the Lexington County Community
c. Total attendance to the event/project versus the number of total tourists in attendance
d. Economic impact generated by tourism to the event/project
e. Overall description of how the event/project attracts and promotes tourists to the area and specifically how the Accommodations Tax Funds were used to accomplish this
f. Additional comments: see attached

PLEASE NOTE: Applicant and/or representatives must be present during review process by the Accommodations Tax Advisory Board in order to be considered for funding.

Signature of Event/Project Director:

DAVID VELDMAN	FINANCE DIRECTOR
Print Name	Title
David Veldman	01-09-2015
Signature	Date

7. Locations of Project are 425 Oak Drive, Lexington, SC 29072 and 1120 Fort Congaree Trail, Cayce, SC 29033.

10. If yes to #9, please check all that apply to advertising sources outside of Lexington County:

We advertise our Preferred Hotels on the following websites.
LCTC – www.lexingtoncountytennis.com
USTA – www.usta.com when a tournament is scheduled hotels are posted.
International Tennis Federation (ITF) – www.itftennis.com when a tournament is scheduled hotels are posted.

United States Tennis Association (USTA) – It is mandatory that all players entering in to a sanctioned tennis tournament most go through the USTA website to enter. General information about the tournament and accommodations are posted. The USTA covers 17 sections which is the United States.

Visit Lexington County Recreation and Aging Commission (LCRAC) www.lcrac.com website, where we average approximately 7,000 hits a month.

For special tournaments the national office of the United States Tennis Association (USTA) sends tournament information to the Southern Section which includes South Carolina, North Carolina, Georgia, Alabama, Arkansas, Kentucky, Louisiana, Mississippi and Tennessee. The Southern Section sends out the information to the State League Coordinators and the State League Coordinators then send to all Community Tennis Associations (CTA) such as the Lexington Area Tennis Association (LATA). Each CTA has local leagues in which teams play for a chance to compete in the State playoffs. The winners from Sectionals will go to the National Championships in the fall. Through this network thousands are reached outside the state of South Carolina.

13. List the methods used to track tourists:

LCRAC has implemented a tracking process with our Preferred Hotels. The Director of Sales submits a monthly room night pick up form. We are not capturing all of the room nights that our tournaments produce, so we base our numbers on the reports that the hotels submit to us.

14. Hotels:
Unincorporated:

Wingate	311
Courtyard	39
DoubleTree	66

County of Lexington
Accommodations Tax Fund
FY 2015/16

FUNDING SOURCES

Organization Name: Lexington County Recreation & Aging Commission

List of Funding Sources	Actual 2013/14	Current 2014/15	Estimated 2015/16
Accommodations Tax Request			$ 20,000.00
Corporate Sponsors			$ 15,000.00
Merchandise & Concessions			$ 4,400.00
Entry Fee			$ 36,600.00
	$ 0.00	$ 0.00	$ 76,000.00

County of Lexington
Accommodations Tax Fund
FY 2015/16

EXPENDITURES

Organization Name: Lexington County Recreation & Aging Commission

List of Expenditures	Actual 2013/14	Current 2014/15	Estimated 2015/16
Participant Meals & Beverages			$ 12,700.00
Participant Housing			$ 22,500.00
Officials			$ 16,500.00
Tennis Supplies			$ 5,500.00
Utilities			$ 4,700.00
Supplies, Concessions, Awards			$ 7,800.00
Advertising & Promotion			$ 2,900.00
Labor			$ 3,400.00
	$ 0.00	$ 0.00	$ 76,000.00

A. General Description:

The Lexington County Recreation and Aging Commission's two tennis facilities, the Lexington County Tennis Complex and the Cayce Tennis and Fitness Center, include forty-four lighted seventy-eight foot hard courts and seven thirty-six foot courts designed to provide first class tennis opportunities for county residents of all ages and tourists generating events.

The Lexington County Tennis Complex has been named and awarded the 2004 Municipal Facility of the year by "Racquet Sports Industry Magazine", along with formally being named the Professional Tennis Registry Facility of the year 2002, the United States Tennis Association Southern Section: USA League Tennis Facility of the Year 2003, and United States Tennis Association: Outstanding National Public Facility of the Year 2003.

The Cayce Tennis and Fitness Center has been awarded the 2013 Featured Facility Award for Outstanding Public Facility and Southern Member Facility of the Year by the USTA along with being named the 2013 Professional Tennis Registry Public Facility of the Year. The Lexington County Recreation and Aging Commission has also been named the Parks and Recreation Agency of the Year by the "Tennis Industry Magazine".

The Lexington County Tennis facilities are hosting over 28 major tennis events that will draw revenue and people to Lexington County and the midlands.

B. Benefit to Tourism and Community:

The Lexington County Recreation and Aging Commission feels the Lexington County Tennis Complexes have the potential to generate growth of tourism in Lexington County even greater than its softball tournaments have experienced.

The 2015 calendar of tournaments and events scheduled for the Lexington County Tennis facilities include: USTA South Carolina 30th Van der Meer All Star Camp, USTA/LATA 10 & Under Tennis Workshops, USTA South Carolina Officials Clinic, Lexington County Junior Open, Rising Star Junior Tournaments, City of Cayce Serves Charity Tournament, PTR Workshop and Certification, LATA Spring City Playoffs, South Carolina High School Boys' Singles and Team Championships, Boys and Girls Southern 10's, South Carolina Junior Closed Hard Courts Championships, USTA National Junior Team Tennis Championships 14 and Under, USTA National Junior Team Tennis Championships 18 and Under, Lexington County Junior Challenger, USTA/ITF South Carolina Junior Championships, USTA Southern Sectional Junior Team Tennis Championship, Airport High School Foundation Tournament, and the South Carolina High School Girls' Singles and Team Championships.

C. Attendance Numbers:

Some of the major tennis tournaments projected to generate the most economic impact for Lexington County are the USTA Tennis Boys and Girls Southern 10's East, the International Tennis Federation (ITF) South Carolina Junior Championships, the South Carolina Junior Closed Hard Courts Championships, and the USTA Junior Team Tennis National Championships 14 and Under and 18 and Under.

The USTA Tennis Boys and Girls Southern 10's East will feature 64 boys and 64 girls tennis players ages 10 and under from South Carolina, North Carolina and Georgia. The Lexington County Tennis Complex hosted the tournament in 2014 with 114 of the 128 participates traveling from outside the state of South Carolina.

The International Tennis Federation South Carolina Junior Championships will feature the top 64 boys' and 64 girls' tennis players' ages 14 to 18 in the world, including but not limited to South America, Australia, Asia and Europe, competing for world rankings. The tournament also requires a qualifying tournament with an estimated 128 players worldwide.

The combined impact from the ITF Sanctioned South Carolina Tournament will generate approximately 400 to 500 room nights in Lexington County. An estimated of 256 participants along with their coaches, academies, families and spectators will visit the Lexington County Tennis Complex facility

The 2015 South Carolina Junior Closed Hard Courts Championships will have approximately 292 participants from South Carolina. The tournament was formerly hosted at USC and other Columbia tennis sites for many years. The Cayce Tennis and Fitness Center and The Lexington County Tennis Complex has hosted this tournament for past three years. This is the most prestigious hard-court tournament in the state for ages 10 through 18 years.

The USTA Southern Junior Team Tennis Championship is hosting the tournament at the Cayce Tennis and Fitness Center and at the Lexington County Tennis Complex in 2014 and 2015. In 2014 the tournament had 855 participants that came from South Carolina, North Carolina, Georgia, Tennessee, Alabama, Mississippi, Arkansas, Kentucky, and Louisiana.

The USTA Junior Team Tennis National Championships 14 and Under and 18 and Under was held at our tennis facilities in 2014 and will be held again in 2015. Last year over 900 players plus coaches and family members came to Lexington County from all over the country for this event. We had representation from Hawaii, California, Oregon, Texas, Illinois, Georgia, Washington DC, New York, Puerto Rico South Carolina and more.

D. Economic Impact:

The Cayce Tennis and Fitness Center and the Lexington County Tennis Complex provides recreational opportunities for Lexington County residents along with promoting the sport of tennis locally by providing tennis after school programs, summer camps, Paydays, Junior Team Tennis, adult socials and adult leagues for all levels. The combined scheduled events at the tennis facilities drawing an estimated 4,000 participants and spectators requiring over 2000 room nights will provide a direct economic impact to Lexington County of $860,000. Based on the accepted multiplier rate of 3 – 5 and in an effort to be conservative in our estimates we have chosen the multiplier rate of 3 for the calculation of the economic impact to Lexington County of $2,580,000

E. Use of Accommodation Tax Funds:

The Lexington County Recreation and Aging Commission requests accommodation tax funding to host quality tennis tournaments and events that highlight the quality of life in Lexington County along with providing economic benefits to the tax payers of Lexington County.

Clear Forms Print Forms Save Forms

County of Lexington
Accommodations Tax Fund
FY 2014/15 FINAL REPORT

I. PROJECT INFORMATION:

Organization Name: Lexington County Recreation & Aging Commission

Project/Event Name: Lexington County Tennis Tournaments

Contact Name: Randy Gibson Phone: (803) 359-9961

II. PROJECT COMPLETION:

Were you able to complete the project/event as stated in your original application? ◉ Yes ○ No

If no, state any problems you encountered:

III. PROJECT SUCCESS:

Please share any additional comments regarding the project (e.g., lessons learned, successes, problems encountered, etc.):
Please see "Benefits to Tourism and Community" in Application

IV. PROJECT ATTENDANCE:

Record numbers in table below as requested by the Tourism Expenditure Review Committee. Numbers are to reflect attendance and funds received for projects for current and previous years.

	FY2014/15 Current Year	2013/14 Previous Year
Total Budget of Event/Project	$78,000.00	$65,000.00
Amount Funded by the Lexington County Accommodations Tax Fund	$15,000.00	$20,000.00
Amount Funded by the Lexington County Accommodations Tax Funds from all Sources		
Total Attendance	13,000	12,000
Total Tourists*	7,000	6,000

**Tourists are generally defined as those who travel 50 miles or more to attend.*

V. METHODS:

Please describe the methods used to capture the attendance data listed above (license plates, surveys, etc.):
Estimated based on tournament registrations and hotel rooms booked

VI. PROJECT BUDGET:

Attach a report indicating what project expenses were paid for using the Lexington County Accommodations Tax Funds for the fiscal year.

VII. ORGANIZATION SIGNATURE:

Provide signature of official with the organization verifying accuracy of above statements.

DAVID VELDMAN — Print Name

FINANCE DIRECTOR — Title

Signature

01-09-2015 — Date

Greater Irmo Chamber of Commerce

"Building Partnerships and Connecting Businesses"

December 4, 2014



Lexington County Council

212 South Lake Drive, Suite 601

Lexington, South Carolina 29072

Re: Accommodations Request from Greater Irmo Chamber of Commerce

Dear Lexington County Council:

Thank you for the opportunity once again to request Accommodations Tax funding for the year 2015-2016. The Greater Irmo Chamber of Commerce is pleased to operate the Greater Irmo Welcome and Visitor's Center to promote the greater Irmo area and Lexington County. This upcoming year we are excited about adding more features to our visitor's center and our website as well.

Enclosed you will find our completed application with all the necessary documentation as requested. I look forward to meeting with you in the next few months. I want to personally thank you for your continued support for our requests. I hope each and every one of have a prosperous New Year.

Sincerely,

Greater Irmo Chamber of Commerce

Tiffany Boyce Heitzman

President & CEO

1248 Lake Murray Boulevard • Irmo, South Carolina 29063 • Telephone: (803) 749-9355 • Fax: (803) 732-7986

CEO@GreaterIrmoChamber.com • www.GreaterIrmoChamber.com

County of Lexington
Accommodations Tax Fund
FY 2015/2016

APPLICATION

1. Name of Project/Event: Greater Irmo Chamber of Commerce Stay and Shop Local

2. Sponsoring Organization: Greater Irmo Chamber of Commerce and Welcome Center

   Mailing Address: 1248 Lake Murray Blvd.

3. Event/Project Director:

   Name Tiffany Boyce Heitzman Title President & CEO

   Telephone 803-749-9355 Alternate Telephone 803-600-5227

   Fax Number 803-732-7986

   Email ceo@greaterirmochamber.com

4. Event Website: www.greaterirmochamber.com

5. Event/Project Category (*Check One*):
   - ◉ Tourism, Advertising/Promotion - *see #10 for advertising/promotion sources*
   - ○ Tourism Related Expenditures: _____

6. Project Timeline: Beginning date July 1, 2015 End date June 30, 2016

7. Location of Project/Event: 1248 Lake Murray Blvd.

8. Number of employees: #Full-time 3 #Part-time 2

9. Do you advertise outside a 50-mile radius? ■Yes ☐No

10. If yes to #9, please check all that apply to advertising sources outside of Lexington County:
    - ☐ Rack Cards - # distributed _____
    - ■ Brochures - # distributed 3500
    - ☐ Posters - # distributed _____
    - ☐ Magazine Ads - # ads _____ (list ads and distribution range on separate sheet)
    - ■ Newspaper Ads - # ads 48 (list newspapers and distribution range on separate sheet)
    - ☐ Television Ads - # ads _____ (list stations and viewing range on separate sheet)
    - ☐ Radios Ads - # ads _____ (list stations and listener range on separate sheet)
    - ☐ Billboards - # ads _____ (list number and location of billboards on separate sheet)
    - ■ Websites - # web pages other than primary website # 13 (list on separate sheet with target audience)
    - ☐ Other than listed above: _____ (list on separate sheet with target audience)

11. How many people do you expect to attend? not applicable

12. Of this number, how many are tourists? N/A (Tourists: "*People taking trips outside of their home communities for any purpose, except daily commuting to and from work.*") [SC Code of Laws, Chapter 6, Section 6-4-5 (4)].

13. List the methods used to track tourists:
- ■ Web page inquires - estimated inquires per month 3,925
- ■ Phone call inquiries - estimated phone calls per month 150
- ■ Brochure mailings - estimated brochures mailed per month 28
- ☐ Event ticket sales - estimated tickets sold per event
- ☐ Event registration - estimated registrants per event
- ■ Hotel sales - estimated sales per event/per month 10 rooms in February/6 in September
- ☐ License plates - estimated count per event
- ☐ Surveys - estimated number of responses per survey
- ☐ Other than listed:

14. **Must complete:** County accommodations funds are generated from the hotels in the unincorporated areas of the County. Please list the hotels and number of room nights you have used or plan to use for your event/project located in the unincorporated areas of Lexington County only:
Residence Inn by Marriott on Lake Murray Blvd. 10 - 20 rooms a year
Doubletree by Hilton on Bush River Rd./10 -20 rooms a year from our events and contractors working for SCEG in our area

15. Please indicate you have read: **Chapter 6, Sections 6-4-5 (4) and 6-4-10, SC Code of Laws, 1976**? ■Yes ☐No

16. Project Budget - **Request for funds must meet the requirements of Chapter 6, Section 6-4-10, SC Code of Laws, 1976, as amended.**

a. Estimated total cost of Project $ 32,800.00
b. Amount of Accommodations Funds requested for this Project: $ 20,800.00
c. This request equals what percent of the total Project/Event Budget? 63.41 %
d. List specifically what the funds will be used for and the estimated amount i.e. brochures - $1,500, etc. 7000 for WLTX ads online, 3600 for top 10 things to do website,

17. Has your project or organization previously received Accommodations Tax Funds?
■Yes ☐No

a. If yes, state year 2014-15, amount $ 8500.00, source Lexington County, and purpose: Stay and Shop Local Campaign

b. For each award year, did you expend 100% of the Accommodations Tax Funds you received?
■Yes ☐No

c. If no, please explain:

18. Type of Organization:
Please check one:

- ○ County
- ○ Municipal
- ◉ Non-profit Organization
- ○ Community service club, church, etc.
- ○ 501(c) 3
- ○ Other: 501 (c) 6

Note: For-profit organizations are not eligible for Accommodations Tax Funds

19. Project description - please attach a report with the following information needed by the Tourism Expenditure Review Committee to be sure that the event/project was in accordance to Section 6-4-10 of the S.C. Code of Laws (***Use separate sheet for Project Description if needed***):

a. General description
b. State the benefit that this project will serve toward promoting tourism and the Lexington County Community
c. Total attendance to the event/project versus the number of total tourists in attendance
d. Economic impact generated by tourism to the event/project
e. Overall description of how the event/project attracts and promotes tourists to the area and specifically how the Accommodations Tax Funds were used to accomplish this
f. Additional comments: see additional sheet attached

PLEASE NOTE: Applicant and/or representatives must be present during review process by the Accommodations Tax Advisory Board in order to be considered for funding.

Signature of Event/Project Director:

Tiffany Boyce Heitzman	President & CEO
Print Name	Title
Signature	November 13, 2014
	Date

Greater Irmo Visitor's Center Operations and Website enhancements-Stay and Shop Local

19 (a) Description of Project:

The Greater Irmo Chamber and Welcome Center is located conveniently off I-26 approximately half mile off the interstate and is on the main entrance to Lake Murray. Our project is to enhance our visitor's/welcome center for tourists/visitors to include a new campaign to encourage to stay here in our hotels and shop local.

19 (b) Benefit to Tourism and Community:

The Greater Irmo Chamber and Welcome Center assist in promoting tourism to our area by having a welcome center, a welcome center coordinator, website that gets daily requests for information about our area and having a voice on the other end of the phone. We are available by phone and by email 24 hours a day to assist potential tourists/visitors to our area.

19 (c) Number of Visitors:

We receive approximately 150 calls a month people coming to visit this area and also to relocate here and wanting to know where to stay during their visit. We have over 3,925 requests through our website each month and another 30 relocation packages are mailed out each month.

19 (d) Economic impact

The Greater Irmo Chamber is one of the first places visitors/tourists call when coming to visit the Irmo area and Lake Murray. We are able to direct them to our hotels, restaurants and other activities here in our area and throughout Lexington County to keep those tourist dollars here in our County.

19 (e) Use of Funds from the Accommodations Tax Funds:

The $20,800 requested by the Greater Irmo Chamber and Welcome Center will be used to continue and relaunch our campaign to encourage people visiting this area to stay here in Irmo, Lexington County, shop and eat here. Stay and Shop Local Campaign will include a full campaign of advertising in our area.

County of Lexington
Accommodations Tax Fund
FY 2015/16

FUNDING SOURCES

Organization Name: Greater Irmo Chamber of Commerce

List of Funding Sources	Actual 2013/14	Current 2014/15	Estimated 2015/16
Projects Income	$ 110,176	$ 22,264.0	$ 113,089.0
Membership Dues	$ 92,463.(	$ 38,240.0	$ 147,240.0
Grants/Funding Town of Irmo	$ 10,000.(	$ 10,000.0	$ 10,000.00
Grants/Funding Lexington County Accomodations Tax	$ 10,000.(	$ 2,500.00	$ 20,800.00
Other Income	$ 13,400.(	$ 3,559.00	$ 12,546.00
	$ 236,039	$ 76,563.0	$ 303,675.0

County of Lexington
Accommodations Tax Fund
FY 2015/16

EXPENDITURES

Organization Name: Greater Irmo Chamber of Commerce

List of Expenditures	Actual 2013/14	Current 2014/15	Estimated 2015/16
Bank Fees	$ 2,259.0	$ 291.00	$ 2,181.00
Salaries	$ 102,822	$ 34,578.0	$ 119,187.0
Payroll Taxes		$ 2,154.00	$ 9,855.00
Copier	$ 9,429.0	$ 1,464.00	$ 5,604.00
Donations	$ 230.00	$ 200.00	$ 450.00
Chamber Dues	$ 1,997.0	$ 200.00	$ 809.00
Insurance	$ 2,855.0	$ 1,103.00	$ 1,805.00
Janitorial	$ 2,160.0	$ 585.00	$ 2,130.00
Maintenance/Repairs	$ 864.00	$ 502.00	$ 922.00
Meetings	$ 1,664.0	$ 312.00	$ 971.00
Luncheons	$ 4,950.0	$ 1,100.00	$ 5,500.00
Office Expenses	$ 4,077.0	$ 1,146.00	$ 2,314.00
Postage/Shipping	$ 853.00	$ 237.00	$ 872.00
Accounting Fees	$ 7,329.0	$ 1,839.00	$ 7,239.00
Information Technology	$ 5,202.0	$ 3,278.00	$ 4,702.00
Projects Expenses	$ 47,358.	$ 1,728.00	$ 32,089.00
Marketing/Advertising	$ 400.00	$ 2,500.00	$ 5,000.00
Rent	$ 21,222.	$ 5,028.00	$ 20,384.00
Utilities	$ 9,999.0	$ 2,782.00	$ 8,672.00
	$ 225,670	$ 61,027.0	$ 230,686.0

County of Lexington
Accommodations Tax Fund
FY 2014/15 FINAL REPORT

I. PROJECT INFORMATION:

Organization Name: Greater Irmo Chamber of Commerce and Welcome Ceneter

Project/Event Name: Greater Irmo Chamber of Commerce Stay and Shop Local

Contact Name: Tiffany Boyce Heitzman Phone: 803-600-5227

II. PROJECT COMPLETION:

Were you able to complete the project/event as stated in your original application? (•) Yes ( ) No

If no, state any problems you encountered:

III. PROJECT SUCCESS:

Please share any additional comments regarding the project (e.g., lessons learned, successes, problems encountered, etc.):
Our members and visitors loved the activities

IV. PROJECT ATTENDANCE:

Record numbers in table below as requested by the Tourism Expenditure Review Committee. Numbers are to reflect attendance and funds received for projects for current and previous years.

	FY2014/15 Current Year	2013/14 Previous Year
Total Budget of Event/Project	31625	24500
Amount Funded by the Lexington County Accommodations Tax Fund	8500	10000
Amount Funded by the Lexington County Accommodations Tax Funds from all Sources	8500	10000
Total Attendance		
Total Tourists*		

**Tourists are generally defined as those who travel 50 miles or more to attend.*

V. METHODS:

Please describe the methods used to capture the attendance data listed above (license plates, surveys, etc.):
Not Applicable

VI. PROJECT BUDGET:

Attach a report indicating what project expenses were paid for using the Lexington County Accommodations Tax Funds for the fiscal year.

VII. ORGANIZATION SIGNATURE:

Provide signature of official with the organization verifying accuracy of above statements.

Tiffany Boyce Hetizman
Print Name

President & CEO
Title

Signature

November 13, 2014
Date

Project Budget Report

Lexington County Accommodations Tax

FY 2014/2015

$8,500 receiving

Greater Irmo Chamber website and visitor's center upgrades

Expenditures:

Website Design/upgrades: $7,550.00

Television Campaign: $2,400.00

Branding Campaign: $2,500.00

Less Accommodations Tax Received:

Lexington County: $8,500.00

Balance of Expenses: $3,950.00

Greater Irmo Chamber of Commerce
Balance Sheet
As of October 31, 2014

3:36 PM
12/03/2014
Accrual Basis

	Oct 31, 14	Sep 30, 14
ASSETS		
Current Assets		
Checking/Savings		
1007 · First Citizen's Bank & Trust	27,294.65	16,650.91
1100 · Restricted Checking		
1011 · First Comm - Reserve	14,675.05	14,673.80
1012 · First Comm - Capital Campaign	38,765.55	18,881.55
1013 · First Comm - Concerts in Park	10,207.80	13,200.00
Total 1100 · Restricted Checking	63,648.40	46,755.35
Total Checking/Savings	90,943.05	63,406.26
Accounts Receivable		
1110 · Accounts Receivable	21,442.50	46,719.00
Total Accounts Receivable	21,442.50	46,719.00
Other Current Assets		
1116 · Undeposited Funds	0.00	2,500.00
1135 · Prepaid Expense	538.84	766.84
Total Other Current Assets	538.84	3,266.84
Total Current Assets	112,924.39	113,392.10
Fixed Assets		
1124 · Fixed Assets		
1125 · Office Furniture & Equipment	10,645.53	10,645.53
1126 · Accumulated Depreciation	(7,506.96)	(7,506.96)
Total 1124 · Fixed Assets	3,138.57	3,138.57
Total Fixed Assets	3,138.57	3,138.57
Other Assets		
Earnest Money	5,000.00	5,000.00
Total Other Assets	5,000.00	5,000.00
TOTAL ASSETS	**121,062.96**	**121,530.67**
LIABILITIES & EQUITY		
Liabilities		
Current Liabilities		
Accounts Payable		
2000 · Accounts Payable	2,022.54	751.00
Total Accounts Payable	2,022.54	751.00
Credit Cards		
1008A · First Citizens		
1008-B · First Citizens - CEO	(234.73)	1,033.92
1008-C · First Citizens- CR	293.73	108.14
Total 1008A · First Citizens	59.00	1,142.06
Total Credit Cards	59.00	1,142.06
Total Current Liabilities	2,081.54	1,893.06
Total Liabilities	2,081.54	1,893.06
Equity		
2022 · Retained Earnings	72,326.52	72,326.52
Net Income	46,754.90	47,411.09
Total Equity	119,081.42	119,737.61
TOTAL LIABILITIES & EQUITY	**121,162.96**	**121,630.67**

The State of South Carolina

Office of Secretary of State Mark Hammond

Certificate of Existence, Non–Profit Corporation

I, Mark Hammond, Secretary of State of South Carolina Hereby certify that:

GREATER IRMO CHAMBER OF COMMERCE, INCORPORATED, A Non-Profit Corporation duly organized under the laws of the State of South Carolina on September 2nd, 1988, has as of the date hereof filed as a non-profit corporation for religious, educational, social, fraternal, charitable or other eleemosynary purpose, and has paid all fees, taxes and penalties owed to the Secretary of State, that the Secretary of State has not mailed notice to the company that it is subject to being dissolved by administrative action pursuant to section 33-31-1404 of the South Carolina code and that the non-profit corporation has not filed articles of dissolution as of the date hereof.

Given under my Hand and the Great Seal of the State of South Carolina this 18th day of February, 2004.

Mark Hammond

Mark Hammond, Secretary of State

10. Other than listed above:

The Greater Irmo Chamber of Commerce uses the local newspaper, The New Irmo News, to place our monthly newsletter in each month as well as we advertise once or twice a month about events going on in our Chamber and community.

Again, this year we utilized a small radio campaign during to promote our local businesses, staying here for the holidays and shopping locally as well.

The Greater Irmo Chamber and Welcome Center contracts with Spring Hill Productions to produce our greater Irmo map. We send maps to all the welcome centers across South Carolina; make it available online and to the other Chambers in Richland and Lexington Counties. Each relocation and visitor packet we mail or distribute here at the welcome center contains a map. We also distribute the maps at community events including the Irmo Okra Strut. Distribution is approximately 5,000 maps a year.

We also produce a welcome/visitors guide that is distributed throughout the community and is included in every relocation/visitor packet we mail or give out in our visitor's center.

10. Web pages on www.greaterirmochamber.com which target people outside of Lexington County

Page Name	Target Audience	URL
Contact Us	Visitors, Residents, Members	http://greaterirmochamber.com/contact
Events	Visitors, Residents, Members	http://greaterirmochamber.com/event
Festivals and Events	Visitors, Residents, Members	http://greaterirmochamber.com/content/visitor_information#Festivals_Events
Hotels	Visitors, Residents, Members	http://greaterirmochamber.com/content/visitor_information#Hotels
Members	Visitors, Residents, Members	http://greaterirmochamber.com/members
Recreation	Visitors, Residents, Members	http://greaterirmochamber.com/content/visitor_information#Recreation
Relocation Information	Visitors, Future Residents	http://greaterirmochamber.com/content/relocation_information
Restaurants	Visitors, Residents, Members	http://greaterirmochamber.com/content/visitor_information#Restaurants
Visitor Information	Visitors	http://www.greaterirmochamber.com/visitor_information

Web sites referring to www.greaterirmochamber.com which target people outside of Lexington County

Site Name	Target Audience	URL
Coldwell Banker	Future Residents	http://www.cbcarolinascolumbia.com/agent/links.asp?CEQ_AgentCode=nnelson
Irmo Okra Strut	Visitors and Residents	http://www.irmookrastrut.com/contact.html
Joan Lucius on Twitter	Personal Followers	https://twitter.com/#!/JoanLucius/status/91860105452208128
Joseph Strenk on LinkedIn	Regional Business Owners	http://www.linkedin.com/in/josephstrenk
Lake Murray Times	Visitors and Residents	http://www.lakemurraytimes.com/lm-businesses/local-organizations
Lexington County Chronicle	Visitors and Residents	http://lexingtonchronicle.com/clients/lexingtonchronicle/10062011PageA5.pdf
Lexington County, SC	Visitors and Residents	http://www.lex-co.com/Departments/InformationServices/recreation.html
Midstate Chambers Coalition	Regional Business Owners	http://www.midstatechamberscoalition.org/sc-chamber-partners.htm
Miss Greater Irmo Scholarship Pageant on Facebook	Regional Business Owners and Residents	http://www.facebook.com/pages/Miss-Greater-Irmo-Scholarship-Pageant/247131671978907
The State	Visitors and Residents	http://www.thestate.com/2011/11/11/2042302/giving-help-getting-help-nov-11.html
Welcome to Lake Murray	Visitors	http://www.lakemurray.com/en-US/SYN/7270/Templates/EventTemplate.aspx

Chip Huggins
District No. 85 - Lexington County
308 Wayworth Court
Columbia, SC 29212

Committee:
Ways and Means
Subcommittees:
Economic Development
and Natural Resources
Property Tax

House of Representatives

State of South Carolina

323-B Blatt Building
Columbia, SC 29201
Work Tel. (803) 732-2000
Statehouse Tel. (803) 734-2971
Fax (803) 734-0103

November 19, 2014

Lexington County Council
212 South Lake Drive, Suite 601
Lexington, SC 29072

Dear Council:

I am writing on behalf of The Greater Irmo Chamber of Commerce that has recently applied for County of Lexington Accommodations Tax Fund for fiscal year 2015-2016. Those funds will be used for the Welcome and Visitor's Center designed to advance the status of the community and Lexington County for tourism. The Greater Irmo Chamber of Commerce has my support in their effort to market the Greater Irmo community as a tourist destination.

The Greater Irmo Chamber of Commerce has a positive program in place that would greatly enhance its ability to attract tourism to the community, and this would benefit Lexington County as a whole. The use of County of Lexington Accommodations Tax Fund for this program would be a responsible investment in the community, and I support the use of these funds for the Greater Irmo Chamber of Commerce and Visitor's Center. I would greatly appreciate it if you would give this application your careful and thoughtful consideration.

If I can ever be of assistance, please call me.

Sincerely,

Chip Huggins

CH/ss/nov19-14-1

Business e-mail: chip@duraclean.net
Statehouse e-mail: chiphuggins@schouse.gov
24-Hour Hotline (803) 331-8468

Not Printed at Tax Payers' Expense

Nathan Ballentine
District No. 71 - Lexington &
Richland Counties
324 Sienna Drive
Chapin, SC 29036

Committee:
Labor, Commerce & Industry
Subcommittees:
Business and Commerce
Banking and Consumer Affairs
Real Estate

House of Representatives

State of South Carolina

320-B Blatt Building
Columbia, SC 29201

Tel. (803) 734-2969

November 19, 2014

Lexington County Council
212 South Lake Drive, Suite 601
Lexington, SC 29072

Dear Council:

Thank you for the opportunity to endorse the Greater Irmo Chamber of Commerce's recent application for the County of Lexington Accommodations Tax Fund for Fiscal Year 2015-2016. This financial support will enable the Greater Irmo Chamber of Commerce to further its endeavor for the Greater Irmo Chamber of Commerce Welcome and Visitor's Center.

The Greater Irmo Chamber of Commerce has continued to strive to implement programs that benefit not only the Irmo Community, but Lexington County overall. I am in full support of this request for use of the County of Lexington Accommodations Tax Fund for this project and do appreciate your full consideration. The project will generate overnight stay in Lexington County's lodging facilities.

I am honored to represent the Lexington County portion of the Greater Irmo area in the South Carolina State House. If I may be of further assistance, please do not hesitate to contact me.

With warm regards,

Nathan Ballentine

NB/ss/nov19-14-2

RONNIE CROMER
SENATORIAL DISTRICT NO. 18

HOME ADDRESS:
P.O. BOX 378
PROSPERITY, SC 29127
TELEPHONE: (803) 364-3950



OFFICE ADDRESS:
P. O. BOX 142
311 GRESSETTE BUILDING
COLUMBIA, SC 29202
TELEPHONE (803) 212-6330
FAX (803) 212-6299
EMAIL: RONNIECROMER@SCSENATE.GOV

November 20, 2014

Lexington County Council
212 South Lake Drive, Suite 601
Lexington, SC 29072

Dear Members of Council:

I am of the understanding that The Greater Irmo Chamber of Commerce has recently applied for funds from the County of Lexington Accommodations Tax Fund for fiscal year 2015-2016, for the Welcome and Visitor's Center. I fully support the efforts of The Greater Irmo Chamber of Commerce and Visitor's Center to market the Irmo community and Lexington County as a tourist destination.

I believe the mission and purpose of The Greater Irmo Chamber of Commerce to encourage and promote tourism of the Greater Irmo area and Lexington County are all-important to meeting the needs and supporting the tourist climate of the area. The use of the County of Lexington Accommodations Tax Fund would not only benefit and be in the best interest of the community of Irmo, but of Lexington County as a whole.

Your consideration of this request is greatly appreciated. If I can provide any further information or comment, please let me know.

With warmest regards,

Ronnie Cromer
South Carolina Senate District Eighteen

RWC:ah

THE SENATE OF SOUTH CAROLINA

SENATOR JOHN COURSON
RICHLAND AND LEXINGTON COUNTIES
(DISTRICT 20)

P. O. BOX 142
GRESSETTE SENATE OFFICE BUILDING
COLUMBIA, SC 29202
(803) 212-6250

November 20, 2014

Lexington County Council
212 South Lake Drive, Suite 601
Lexington, South Carolina 29072

Dear Council,

I support the Greater Irmo Chamber of Commerce's application for the fiscal year 2015-2016 County of Lexington Accommodations Tax Fund request. The funds will help as the Greater Irmo Chamber of Commerce puts into action their project (Visitor's Center) to elevate the community's status. This funding source will go a long way in helping the Chamber continue promoting and encouraging tourism interests in the community and Lexington County.

The Greater Irmo Chamber of Commerce is a viable group of business and professional men and women who are committed to making this area the best that it can be. The Chamber has a proactive program in place that would help them with the goal to attract tourism. All of Lexington County would greatly benefit from the project. The project will generate overnight stay in Lexington County's lodging facilities. The county's historical and cultural venues, recreational facilities and events, and the uniqueness and flavor of the local community and Lexington County will be promoted and highlighted. I believe that the Accommodations Tax Fund will be a wise investment in this community. Your support of their effort would be greatly appreciated.

I am honored to represent a large part of the Lexington County portion of the greater Irmo area in the South Carolina Senate, and I thank you for your past support of the Greater Irmo Chamber. If I can provide additional information or whenever I may be of assistance, please feel free to contact me.

With kindest regards, I am

Sincerely,

John Courson
SC Senator

JOE WILSON
2ND DISTRICT, SOUTH CAROLINA

ASSISTANT MAJORITY WHIP

COMMITTEES:
ARMED SERVICES
CHAIRMAN, PERSONNEL SUBCOMMITTEE
FOREIGN AFFAIRS
EDUCATION AND THE WORKFORCE
HOUSE REPUBLICAN POLICY

Congress of the United States
House of Representatives

COUNTIES:
AIKEN
BARNWELL
LEXINGTON
ORANGEBURG*
RICHLAND*
(*PARTS OF)

November 20, 2014

Lexington County Council
212 South Lake Drive, Suite 601
Lexington, South Carolina 29072

Dear Council:

It has come to my attention that The Greater Irmo Chamber of Commerce has recently applied for the County of Lexington Accommodations Tax Fund for the fiscal year 2015-2016 for the Visitor's Center aimed at elevating the status of the community for tourism. As a former board member of the Greater Irmo Chamber of Commerce, I would like to request that you give the Chamber's request your full consideration.

It is my understanding that the Greater Irmo Chamber of Commerce and Visitor's Center has a proactive program in place that would greatly enhance its ability to attract tourism to the community, which would benefit Lexington County as a whole. Thank you for your consideration.

It is an honor to represent the people of the Second Congressional District of South Carolina, and I value your input.

If I may be of further assistance to you, please do not hesitate to contact me.

Very truly yours,

Joe Wilson

JOE WILSON
Member of Congress

JW/AM

MIDLANDS OFFICE:
1700 SUNSET BLVD. (US 378), SUITE 1
WEST COLUMBIA, SC 29169
(803) 939-0041
FAX: (803) 939-0078

2229 RAYBURN HOUSE OFFICE BUILDING
WASHINGTON, DC 20515-4002
(202) 225-2452
FAX: (202) 225-2455
www.joewilson.house.gov

AIKEN OFFICE:
1930 UNIVERSITY PARKWAY, SUITE 1600
AIKEN, SC 29801
(803) 642-6418
FAX: (803) 642-6418



County of Lexington
Accommodations Tax Fund
FY 2015/2016



APPLICATION

1. Name of Project/Event: Lexington County Arts Association

2. Sponsoring Organization: Village Square Theatre

   Mailing Address: P.O. Box 412 - Lexington, SC 29071-0412

3. Event/Project Director:

   Name Tony Roof/Debi Young Title LCAA Board Pres/Application Preparer

   Telephone 803-359-1436 Alternate Telephone 803-800-6823 (D Young)

   Fax Number None

   Email catsareangels@yahoo.com (D. Young)

4. Event Website: www.villagesquaretheatre.com

5. Event/Project Category (*Check One*):
   ☒ Tourism, Advertising/Promotion - *see #10 for advertising/promotion sources*

   ☐ Tourism Related Expenditures: _____

6. Project Timeline: Beginning date 8-1-15 End date 7-31-16

7. Location of Project/Event: Village Square Theatre

8. Number of employees: #Full-time _____ #Part-time 1

9. Do you advertise outside a 50-mile radius? ☒Yes ☐No

10. If yes to #9, please check all that apply to advertising sources outside of Lexington County:
    - ☐ Rack Cards - # distributed_____
    - ☐ Brochures - # distributed_____
    - ☐ Posters - # distributed_____
    - ☐ Magazine Ads - # ads_____ (list ads and distribution range on separate sheet)
    - ☐ Newspaper Ads - # ads _____(list newspapers and distribution range on separate sheet)
    - ☐ Television Ads - # ads_____ (list stations and viewing range on separate sheet)
    - ☒ Radios Ads - # ads 6 @ $500 ea (list stations and listener range on separate sheet)
    - ☐ Billboards - # ads_____(list number and location of billboards on separate sheet)
    - ☐ Websites - # web pages other than primary website #_____ (list on separate sheet with target audience)
    - ☒ Other than listed above: See attached (list on separate sheet with target audience)

11. How many people do you expect to attend? 7500

12. Of this number, how many are tourists? 2500 (Tourists: "*People taking trips outside of their home communities for any purpose, except daily commuting to and from work.*") [SC Code of Laws, Chapter 6, Section 6-4-5 (4)].

13. List the methods used to track tourists:
- ☐ Web page inquires - estimated inquires per month
- ☐ Phone call inquiries - estimated phone calls per month
- ☐ Brochure mailings - estimated brochures mailed per month
- ☒ Event ticket sales - estimated tickets sold per event 420
- ☐ Event registration - estimated registrants per event
- ☐ Hotel sales - estimated sales per event/per month
- ☐ License plates - estimated count per event
- ☐ Surveys - estimated number of responses per survey
- ☒ Other than listed: We use Ticket Turtle database to track tourists by zip code.

14. **Must complete:** County accommodations funds are generated from the hotels in the unincorporated areas of the County. Please list the hotels and number of room nights you have used or plan to use for your event/project located in the unincorporated areas of Lexington County only:
Most of our tourists come from neighboring communities. We do no have a way to track patron usage of hotel accommodations versus staying with friends/family.

15. Please indicate you have read: **Chapter 6, Sections 6-4-5 (4) and 6-4-10, SC Code of Laws, 1976**? ☒Yes ☐No

16. Project Budget - **Request for funds must meet the requirements of Chapter 6, Section 6-4-10, SC Code of Laws, 1976, as amended.**

a. Estimated total cost of Project $ 3000
b. Amount of Accommodations Funds requested for this Project: $ 3000
c. This request equals what percent of the total Project/Event Budget? 100 %
d. List specifically what the funds will be used for and the estimated amount i.e. brochures - $1,500, etc. Radio advertising in the Sumter, Florence and Darlington counties (WJMX) 6 ads at $500 each.

17. Has your project or organization previously received Accommodations Tax Funds?
☒Yes ☐No

a. If yes, state year 2014/15, amount $ 1,500, source Accommodations Tax Fund purpose: Season promotion 50 miles outside of Lexington County

b. For each award year, did you expend 100% of the Accommodations Tax Funds you received?
☒Yes ☐No

c. If no, please explain:

18. Type of Organization:
Please check one:

- ☐ County
- ☐ Municipal
- ☐ Non-profit Organization
- ☐ Community service club, church, etc.
- ☒ 501(c) 3
- ☐ Other: _____

Note: For-profit organizations are not eligible for Accommodations Tax Funds

19. Project description - please attach a report with the following information needed by the Tourism Expenditure Review Committee to be sure that the event/project was in accordance to Section 6-4-10 of the S.C. Code of Laws (***Use separate sheet for Project Description if needed***):

a. General description
b. State the benefit that this project will serve toward promoting tourism and the Lexington County Community
c. Total attendance to the event/project versus the number of total tourists in attendance
d. Economic impact generated by tourism to the event/project
e. Overall description of how the event/project attracts and promotes tourists to the area and specifically how the Accommodations Tax Funds were used to accomplish this
f. Additional comments: See attached

PLEASE NOTE: Applicant and/or representatives must be present during review process by the Accommodations Tax Advisory Board in order to be considered for funding.

Signature of Event/Project Director:

Tony Root
Print Name

President
Title

Signature

12/23/14
Date

ADDENDUMS TO LEXINGTON COUNTY ARTS AASSOCIATION APPLICATION

TAX ACCOMODATIONS GRANT

Addendum for #10

Magazine ads and promotions appear in Palmetto Parent and Lexington life magazines. The Lexington Life magazine is direct mailed and distributed to 25,000+ households. Palmetto Parent magazine distributes to 400+ sties including CVS, Piggly Wiggly, and Kroger stores in Richland, Lexington, and Kershaw counties, as well as to Colonial Life Arena, EdVenture/SC State Museum, area child care facilities, medical offices, restaurants, hotels, dance/martial arts studios, and local specialty shops. The print version circulation is approximately 21,000+ monthly, plus an additional 10,000+ each month to district schools from September to June. Teachers distribute print copies to students to take home to parents. In addition, the magazine has approximately 17,000 page views of its digital edition.

LCAA events are advertised in the "What's Happening" section of The State Newspaper (state-wide distribution) and are also featured in the Lexington Chronicle and the Free Times. LCAA events are promoted on WIS-TV, WOLO, WACH Fox, and WLTX television stations in the news and entertainment segments. WACH Fox features a live on-site segment at Village Square Theater for each production. (Host interacts with cast as they show scenes from current show. The segment typically covers the 6:40-8:40a.m. segment of the morning show.)

LCAA events are promoted on WGCV 620 AM, WLXM 107.9 and WZMJ 93.1 radio stations.

Addendum for #19

Lexington County Arts Association (LCAA) is a non-profit organization that sponsors arts related events and shows at Village Square Theater in Lexington, S.C. Funds from this grant, along with LCAA yearly budget, will be used to promote the theater events through billboards, radio and t.v. ads, magazine and newspaper ads, and brochures and posters advertising the season and individual productions.

This project will promote tourism in the Lexington County Community by attracting visitors who may be in the area for vacation, participating in sporting events at the sports facilities in the county, as well as activities at Lake Murray. While many visitors to Lexington County may be attracted by the abundance of sporting activities in the area, we feel that many come to participate in the cultural aspects as well. LCAA holds a unique position in this regard as we are one of 2 major theaters in Lexington County and we provide high quality shows at the most reasonable prices. We feel that receiving this grant will enable us to do more to promote The LCAA , Village Square Theater, and Lexington County activities to tourists.

Patron attendance at Village Square Theater includes approximately 55% Lexington county residents and the remaining 45% outside of Lexington County. The LCAA implemented an online ticketing system in 2010 and currently actively tracks ticket sales by zip code for each production.

Many of the patrons attending events at Village Square Theater dine out prior to or following productions they attend. Since there are many retail outlets near the Village Square Theater, patrons may also shop prior to the event. There are also a number of gas stations in the area who benefit from an increase in customers on show nights. Some patrons who come from out of the county stay in conveniently located hotels in the area.

County of Lexington
Accommodations Tax Fund
FY 2014/15 FINAL REPORT

I. PROJECT INFORMATION:

Organization Name: Lexington County Arts Association

Project/Event Name: Promotion of Village Square Theatre's 2015-2016 Season

Contact Name: Debi Young Phone: 803-800-6823

II. PROJECT COMPLETION:

Were you able to complete the project/event as stated in your original application? Yes

If no, state any problems you encountered: _____

III. PROJECT SUCCESS:

Please share any additional comments regarding the project (e.g., lessons learned, successes, problems encountered, etc.):

The funding from Lexington Accommodations Tax Fund enabled our organization to advertise in the Sumter, Florence and Darlington counties (50 miles radius outside Lexington County)

IV. PROJECT ATTENDANCE:

Record numbers in table below as requested by the Tourism Expenditure Review Committee. Numbers are to reflect attendance and funds received for projects for current and previous years.

	FY2014/15 Current Year	2013/14 Previous Year
Total Budget of Event/Project	$1500	$4000
Amount Funded by the Lexington County Accommodations Tax Fund	$1500	N/A
Amount Funded by the Lexington County Accommodations Tax Funds from all Sources	$1500	N/A
Total Attendance	7500	N/A
Total Tourists*	2500	N/A

**Tourists are generally defined as those who travel 50 miles or more to attend.*

V. METHODS:

Please describe the methods used to capture the attendance data listed above (license plates, surveys, etc.): On-line ticket sales reports from database, sorting by zip codes.

VI. PROJECT BUDGET:

Attach a report indicating what project expenses were paid for using the Lexington County Accommodations Tax Funds for the fiscal year. See attached

VII. ORGANIZATION SIGNATURE:

Provide signature of official with the organization verifying accuracy of above statements.

Debi Young — Print Name

LCAA Grant writer — Title

Debi Young — Signature

12-23-2014 — Date

Lexington County Arts Association
Account QuickReport
Accrual Basis — **July 1 through December 22, 2014**

Type	Date	Num	Name	Memo	Split	Amount
Advertising						
Check	07/04/2014	10264	Lexington Chamber of Com...	Business Expo	Cash - Operati...	225.00
Check	07/15/2014	10275	Service Printing	Brochures	Cash - Operati...	428.00
Check	07/31/2014		Datasphere		Cash - Operati...	99.00
Check	08/08/2014	10324	Colonial Printing	Gala Invitations	Cash - Operati...	1,203.48
Check	08/08/2014	10324	Colonial Printing	Season postc...	Cash - Operati...	1,706.38
Check	09/12/2014	10378	Colonial Printing	postcards	Cash - Operati...	1,706.38
Check	09/22/2014		Datasphere		Cash - Operati...	99.00
Check	09/23/2014	10403	Colonial Printing	postcards	Cash - Operati...	96.30
Check	10/08/2014	10428	Colonial Printing	postcards	Cash - Operati...	197.95
Check	10/08/2014	10431	Covenant Media of SC		Cash - Operati...	315.00
Check	10/08/2014	10434	Jenn Alderman		Cash - Operati...	34.64
Check	10/29/2014	10460	Covenant Media of SC		Cash - Operati...	250.00
Check	11/05/2014	10473	iHeartMedia Florence	9120-00002-0...	Cash - Operati...	470.00
Check	11/05/2014	10476	Colonial Printing	postcards	Cash - Operati...	1,759.88
Check	12/01/2014	10511	Colonial Printing	posters	Cash - Operati...	80.25
Check	12/01/2014	10512	Colonial Printing	post cards	Cash - Operati...	1,557.63
Check	12/01/2014	10513	Covenant Media of SC		Cash - Operati...	380.00
Check	12/07/2014	10528	Palmetto Parent		Cash - Operati...	550.00
Check	12/19/2014	10538	iHeartMedia Florence	9120-00002-0...	Cash - Operati...	500.00
Total Advertising						11,658.89
TOTAL						**11,658.89**

* Final iHeartMedia/Florence item will be available @ interview (end of year report)

County of Lexington
Accommodations Tax Fund
FY 2015/2016

APPLICATION

1. Name of Project/Event South Carolina State Museum Marketing 2015-16

2. Sponsoring Organization: South Carolina State Museum

   Mailing Address: 301 Gervais St., Loading Zone D, Columbia, SC 29201

3. Event/Project Director:

   Name Merritt McHaffie Title: Director of Marketing

   Telephone (803) 898-4953 Alternate Telephone (803) 898-4921

   Fax Number (803) 898-4969

   Email merritt.mchaffie@scmuseum.org

4. Event Website: www.scmuseum.org

5. Event/Project Category (*Check One*):
   x☑ Tourism, Advertising/Promotion - *see #10 for advertising/promotion sources*

   ☐ Tourism Related Expenditures:

6. Project Timeline: Beginning date 7/1/15 End date: 6/30/16

7. Location of Project/Event: 301 Gervais St., Columbia, SC 29201

8. Number of employees: #Full-time 32 #Part-time 70

9. Do you advertise outside a 50-mile radius? x☑Yes ☐No

10. If yes to #9, please check all that apply to advertising sources outside of Lexington County:
    - ☑ Rack Cards - # distributed 10,000
    - ☐ Brochures - # distributed N/A
    - ☑ Posters - # distributed 300
    - ☑ Magazine Ads - # ads 32 (list ads and distribution range on separate sheet)
    - ☑ Newspaper Ads - # ads 63 (list newspapers and distribution range on separate sheet)
    - ☑ Television Ads - # ads 2400 (list stations and viewing range on separate sheet)
    - ☑ Radios Ads - # ads 520 (list stations and listener range on separate sheet)
    - ☑ Billboards - # ads 210 (list number and location of billboards on separate sheet)
    - ☑ Websites - # web pages other than primary website # 15 (list on separate sheet with target audience)

❑ Other than listed above:_____see separate sheet_____
(list on separate sheet with target audience)

11. How many people do you expect to attend? 225,000

12. Of this number, how many are tourists? 225,000_____ (Tourists: "*People taking trips outside of their home communities for any purpose, except daily commuting to and from work.*")
[SC Code of Laws, Chapter 6, Section 6-4-5 (4)].

13. List the methods used to track tourists:
- ❑ Web page inquires - estimated inquires per month_____
- ❑ Phone call inquiries - estimated phone calls per month_____
- ❑ Brochure mailings - estimated brochures mailed per month_____
- ❑ Event ticket sales - estimated tickets sold per event_____
- ❑ Event registration - estimated registrants per event_____
- ❑ Hotel sales - estimated sales per event/per month_____
- ❑ License plates - estimated count per event_____
- ❑ Surveys - estimated number of responses per survey_____
- ☒ X Other than listed: *Zip codes are collected from visitors buying admission to the museum.* ____

_____

14. **Must complete:** County accommodations funds are generated from the hotels in the unincorporated areas of the County. Please list the hotels and number of room nights you have used or plan to use for your event/project located in the unincorporated areas of Lexington County: *Quantifying the number of room nights is difficult, particularly in a specific area(s) of the county. The museum at present has no mechanism to track where tourists stay when they visit the Midlands.*

_____

_____

15. Please indicate you have read: **Chapter 6, Sections 6-4-5 (4) and 6-4-10, SC Code of Laws, 1976**? X☒Yes ❑No

16. Project Budget - **Request for funds must meet the requirements of Chapter 6, Section 6-4-10, SC Code of Laws, 1976, as amended.**

a. Estimated total cost of Project $100,000_
b. Amount of Accommodations Funds requested for this Project: $15,000
c. This request equals what percent of the total Project/Event Budget? 15%
d. List specifically what the funds will be used for and the estimated amount i.e. brochures - $1,500, etc. *TV - $4,500; radio $3,000; print $4,000; online $3,500.*

17. Has your project or organization previously received Accommodations Tax Funds?
X ☒Yes ❑No

a. If yes, state year *2009/10*, amount *$4000*, source *Accommodations Tax*, and purpose: *marketing the museum*

b. For each award year, did you expend 100% of the Accommodations Tax Funds you received?
X ☒Yes ❑No

c. If no, please explain:_____

18. Type of Organization:
    Please check one:
    - ❑ County
    - ❑ Municipal
    - ❑ Non-profit Organization
    - ❑ Community service club, church, etc.
    - ❑ 501(c) 3
    - ☒ X Other: *State agency, non-profit by definition.*

Note: For-profit organizations are not eligible for Accommodations Tax Funds

19. Project description - please attach a report with the following information needed by the Tourism Expenditure Review Committee to be sure that the event/project was in accordance to Section 6-4-10 of the S.C. Code of Laws (***Use separate sheet for Project Description if needed***):

    a. General description
    b. State the benefit that this project will serve toward promoting tourism and the Lexington County Community
    c. Total attendance to the event/project versus the number of total tourists in attendance
    d. Economic impact generated by tourism to the event/project
    e. Overall description of how the event/project attracts and promotes tourists to the area and specifically how the Accommodations Tax Funds were used to accomplish this
    f. Additional comments: See attachment #2

PLEASE NOTE: Applicant and/or representatives must be present during review process by the Accommodations Tax Advisory Board in order to be considered for funding.

Signature of Event/Project Director:

Merritt McHaffie	Director of Marketing
Print Name	Title
[signature]	1/8/15
Signature	Date

County of Lexington
Accommodations Tax Fund
FY 2015/16

FUNDING SOURCES

Organization Name: South Carolina State Museum

List of Funding Sources	Actual 2013/14	Current 2014/15	Estimated 2015/16
Lexington County A-tax			$15,000
Richland County A-tax			$30,000
City of Columbia A-tax			$30,000
State Museum earned revenue			$25,000
			$100,000

County of Lexington
Accommodations Tax Fund
FY 2015/16

EXPENDITURES

Organization Name:South Carolina State Museum

List of Expenditures	Actual 2013/14	Current 2014/15	Estimated 2015/16
Online/Social			10,000
Billboards			20,000
Radio			15,000
Television			25,000
Print			20,000
Other			5,000
			100,000

Attachment 1

Addendum to Question # 10.

Magazine ads: Number:32

Title: Palmetto Parent Range: Midlands

Title: Charlotte Parent Range: Charlotte andUpstate

Title: Columbia Metropolitan Range: Midlands

Title: South Carolina Living Range: Statewide

Newspaper ads: Number: 63

Title: The State Range: Statewide

TV Ads: Number:2400

Stations: Time Warner Cable Range: Richland County, Charleston, Greenville, Myrtle Beach, Hilton Head, Orangeburg, Sumter

WIS TV Range: 11 Midlands counties: Lexington, Richland, Saluda, Newberry, Fairfield, Kershaw, Lee, Sumter, Clarendon, Calhoun, Orangeburg, plus parts of Aiken, Chester, Lancaster, Williamsburg and Darlington.

Radio:

I Heart Radio group, which includes stations:
WVOC-FM, WCOS-AM
WVOS-FM, WNOK-FM, WLTY-FM, WXBT-AM

Range: 26 South Carolina counties: Aiken, Barnwell, Bamberg, Lexington, Saluda, Newberry, Edgefield, Dorchester, Berkeley, Laurens, Greenwood, Union, Chester, Richland, Sumter, Clarendon, Orangeburg, Lee, Florence, Lancaster, Chesterfield, Darlington, Williamsburg Calhoun, Kershaw, Fairfield. See enclosed map of WCOS range.

Billboards -

Number of billboards FY 13-14: 210
Locations: Columbia, Greenville, Spartanburg, Anderson

Websites:

We advertised on three select websites -- TheState.com, FigColumbia.com and CarolinaPanorama.com -- as well as more than 1,000 sites from the Google/YouTube network, The State newspaper network, and the Time Warner network. The target audiences are as wide as the number of sites – families, singles, young adults, older adults, and more.

Other:

Facebook targeted ads (6 campaigns – Greenville, Charlotte, Rock Hill)
Target audience: Adults, young adults

ATTACHMENT 2

19. A. GENERAL DESCRIPTION OF THE PROJECT:

The South Carolina State Museum annually schedules a variety of exhibits and programs to draw tourists to the Columbia area. During FY 2014-15 a long-awaited, major expansion occurred when the State Museum opened its $23.5 million Windows to New Worlds project bringing to the Midlands a state-of-the-art observatory, 55-foot digital dome planetarium and immersive 4D theater. These amazing new facilities are allowing the museum to offer many new programs for the public, educational experiences for schoolchildren and allowing the museum to become an even greater attraction to tourists than ever before. Of course, the museum will continue to offer a fascinating array of changing exhibits and regular events. The museum will use any Accommodations Tax funds it receives from Lexington County to purchase advertising to market these new facilities, exhibits and programs to draw tourists to the Midlands.

In addition to the new expansion, the museum will again bring a fascinating "blockbuster" exhibit entitled *BUGS! Giant Robotic Insects*, plus other exhibits, including examinations of the science of clothing, the prints of renowned South Carolina artist James Fowler Cooper, the creative work of "Carolina Makers" and an expansion of the museum's Civil War exhibit to end the 150th anniversary observance of the war.

Windows to New Worlds is the State Museum's first major expansion since it opened in 1988, and already has greatly boosted attendance in FY 2014-15 over the same period in 2013-14. The state-of-the-art observatory features a giant, 12 3/8" lens telescope by Alvan Clarke and Sons, the finest lens grinders in history. This spectacular instrument will not only allow visitors to look through it into the universe as individuals, but a TV camera eyepiece will enable its views to be projected onto the dome of the planetarium to be seen by 145 people at once. Even more important for education, the eyepiece can also put the telescope's views directly onto the Internet so that they can be seen in every classroom in South Carolina.

The 55-foot digital dome planetarium and theater not only presents dramatic shows of the stars, planets and universe, but will show films on a variety of subjects including art, history, natural history and science, as well as present entertaining light shows which will combine lasers with music from classical to the Beatles and Pink Floyd. Already, some of the shows it has featured have "wowed" audiences to "Laser Floyd: Dark Side of the Moon," "Seven Wonders" (an examination of the Seven Wonders of the Ancient World and the proposed Severn Wonders of Outer Space), "Star of Bethlehem," "Back to the Moon for Good," and several others.

The largest 4D theater in the state is drawing tourists with a growing phenomenon: 3D motion pictures accompanied by effects from the specially-equipped seats to add sprays of water, wind, pokes, jolts, smells and other effects coordinated with the action in the movie to produce the "fourth dimension" and bring the already thrilling 3D film even more to life. Tourists have already poured into the seats to enjoy such entertaining and enlightening films as "Ice Age: Dawn of the Dinosaurs," "Planet Earth: Pole to Pole" and the immensely popular family holiday film "Polar Express: The 4D Experience."

Together, these elements have combined to bring to South Carolina a unique-in-the-nation facility for education, recreation and tourism that will draw visitors both statewide and from neighboring states. No other museum in the United States has an observatory, planetarium and 4D theater under one roof with a multidisciplinary museum. The State Museum needs only the funds to market these incredible facilities.

The Museum's New Blockbuster Exhibition will continue the high interest that was generated by such great draws as *BODY WORLDS Vital, TITANIC: The Artifact Exhibition* and others. Following the popular *Dinosaurs: A Bite Out of Time*, the museum will follow this outstanding offering with an equally thrilling exhibition, *BUGS! Giant Robotic Creatures.* We anticipate that this will be of great interest to the public of South Carolina and our out-of-state visitors. The subject of insects is familiar to everyone, and though they are considered pests by many, this exhibit will show not only spectacular giant insects in lifelike movement, but also provide information that demonstrates how useful many of them can be, from pollinating flowers and crops to cleaning up the earth, and more.

"Finding Freedom's Home: Archaeology at Mitchelville" will trace the rich history of the freedman's town founded during the Civil War by Gen. Ormsby Mitchel, for slaves who fled their plantations to build their own community as free and self-sufficient people. The exhibit will display recent archaeological discoveries from the Mitchelville site, which will help tell the story of these newly-freed men and women who rebuilt their lives and developed a legal system, schools, churches and homes. These findings are important clues to the life in one of the first self-governing freedmen's communities in the United States.

James Fowler Cooper was one of the most significant artists in 20th-century South Carolina. One of the first to earn a degree in art from the University of South Carolina, his work included etchings showing an intimate knowledge of the world of the South Carolina Lowcountry in the 1930s and '40s. His prints illustrated South Carolina life through such subjects as people on the street, churches, scenes of Cooper's hometown of Kingstree, and Pawley's Island – scenes of life, labor and landscape in the Lowcountry just prior to America's involvement in World War II. Unusually, Cooper also was a farmer, and the rural scenes of his surroundings informed much of his work. Not only etchings are included, but original printing plates as well (some of which had been hidden in the family's barn for years and have recently been donated to the State Museum by Cooper's family), to give the viewer a feel for the process of his creations. An intriguing look at more than 100 pieces of his work opens in September 2015.

Also beginning in September 2015, "Clothing in Science" will examine how science works with culture to produce what we wear. This multidisciplinary exhibition will include historical aspects, such as the importance of indigo as a dye in clothing, as well as the still-huge influence of cotton in the design of what people wear. Fads over time will be addressed, such as the inclusion of a 1970s "disposable dress." The science of polyester also will demonstrate how technology has and does influence what people wear.

"Carolina Makers" is sure to please almost any taste. This unique exhibition will show off the many talents of South Carolina artists and craftspeople who produce one-of-a-kind objects that people use on a regular basis. From luthiers and other instrument builders to metal smiths, furniture makers and clothing designers, these people are masters of their crafts, creating things by hand, and are often connected to their communities. From individually crafted violins to turkey calls, the variety of objects designed and built in-state by local South Carolina talents will astound, delight and enrich all museum guests.

In addition to these and other exhibits, the museum will present and promote several "signature events" which it has become known for, and which will attract tourists with various interests to the Midlands. Among these are the Museum Road Show, which draws people from a wide area to meet experts who appraise art, textiles, jewelry, military memorabilia and much more; Art Day, a spring festival of art featuring more than a dozen artists in booths on the museum grounds, making, displaying and selling art, talking with museum guests, and also featuring activities for children; and the Southeastern Toy Soldier Show, which brings to the museum exhibitors of toy soldiers (called "military miniatures" by hobbyists) and paraphernalia of all styles, sizes and periods of history from several Southern states, and draws many visitors from all across South Carolina and neighboring states.

We believe the Midlands should enjoy the full economic benefit of a thriving tourism industry, and bringing shows and new additions of this caliber to Columbia and advertising them is the best method for attracting tourists. Advertising gives us the best chance to increase visitation and thus generate tourism dollars.

The museum will use any monies received from the Accommodations Tax to produce and purchase advertising in key markets in South Carolina as well as bordering areas of neighboring states.

The South Carolina State Museum believes that it has much to offer on a variety of subjects, and it plans to send this message through advertising. Tourists, whether young or old, will enjoy a trip to Columbia and Lexington County, and while they're here, they also will visit other attractions and patronize hotels, restaurants, gasoline stations and area stores. In the bargain, they'll enjoy the unique cultural experiences that only the Palmetto State can provide.

B. BENEFIT TO TOURISM AND LEXINGTON COUNTY COMMUNITY

Any A-tax funds received by the museum will be used for advertising to attract visitors to the museum to enjoy its exhibits and programs, and thus to increase tourism. These advertisements will give prospective tourists a reason to visit the Midlands by vividly describing these engaging exhibits and programs.

In addition, visitors attracted by our ads will no doubt use part of their visits to take advantage of the many cultural, recreational and dining opportunities in the area, as well as accommodations.

Because it is mere yards from the State Museum across the Gervais Street Bridge, Lexington County will benefit from these visits. As the incoming tourists arrive in the area, some will stay in hotels and motels in Lexington County and eat at Lexington County restaurants, while others will buy gasoline or shop in stores in the county. These guests will have wonderful experiences at the State Museum and at Lexington County attractions, and will carry home stories of their fun to their friends and families, creating an interest in these friends and families to visit the Midlands.

In this way, Lexington County and the Midlands will continue to benefit when these friends and families of the original tourists visit to see the area for themselves, also spending money on food, gasoline, lodging and shopping, as well as from return visits by tourists impressed with what they saw the first time, and eager to see more.

C. TOTAL ATTENDANCE TO THE PROJECT VS. NUMBER OF TOURISTS IN ATTENDANCE

The State Museum expects 225,000 visitors to come to the museum in 2015-16. Using the definition of tourism employed by Lexington County (that a tourist is anyone who leaves his/her home for any purpose other than to travel to or from work), all 225,000 of these people would be considered tourists, as they come to the museum not going to or from work, but specifically to attend its exhibits, programs and events, as any tourist would.

D. ECONOMIC IMPACT GENERATED BY TOURISM TO THE PROJECT

According to PRT and discoversouthcarolina.com, each party of 2 coming in from out of town for a *day trip* (more is spent on multi-day trips, of course) spends $251. (This is per party, not per person, so we multiply $251 by 112,500, half the 225,000 individuals anticipated in the previous section.

112,500 x $251 = $28,237,500 tourist dollars generated.

E. HOW THE PROJECT ATTRACTS TOURISTS TO THE AREA

As the Midlands' second-largest tourist attraction, the South Carolina State Museum provides not only fascinating permanent and long-term exhibits, but offers numerous changing exhibits throughout each year. It also presents several "signature" events on weekends throughout the year, and many other one-time or limited-time events presented in conjunction with its changing exhibits. In 2015-16, it has the unprecedented opportunity to generate a tremendous amount of publicity (and thus draw tourists) by being the first full fiscal year of operating its long-awaited Windows to New Worlds expansion.

When publicized throughout the state and region, the museum's combination of exhibits, events, and especially the new observatory, planetarium and 4D theater complex (the only such combination at a museum in the United States, making the State Museum a unique-in-the-nation destination) and their related features will serve as a powerful attraction to tourists.

When visiting a new city or county, tourists always seek the "must-see" attractions, as they will when they come to the Midlands. As the largest, most comprehensive museum in the Southeast, the South Carolina State Museum is such a "must see" attraction to anyone who wishes to know anything about the Palmetto State and its heritage and culture, and the Windows to New Worlds complex will only add to that status.

HOW THE A-TAX WILL BE USED TO ACCOMPLISH THIS.

As stated previously, producing and purchasing advertising to publicize the museum's many exhibits and programs - and particularly its new expansion - to attract tourists will be the purpose of any Accommodations Tax funds granted to the museum.

The State Museum strongly feels that the more publicity we can generate about these events and facilities, the more interest they will draw, and the more tourists will be attracted to the museum and the Midlands, of which Lexington County is a major part.

#####

County of Lexington
Accommodations Tax Fund
FY 2015/2016



APPLICATION

1. Name of Project/Event: 2015 Dixie Youth World Series

2. Sponsoring Organization: Lexington Dixie Baseball, Inc.

   Mailing Address: PO Box 821, Lexington, SC 29071

3. Event/Project Director:

   Name Thomas (Tommy) Frazier, Jr Title Vice - President

   Telephone 803-331-8084 Alternate Telephone N/A

   Fax Number N/A

   Email TL Frazier 911 @ Gmail.com

4. Event Website: www.2015dixieworldseries.com

5. Event/Project Category (*Check One*):
   - ☑ Tourism, Advertising/Promotion - *see #10 for advertising/promotion sources*
   - ☐ Tourism Related Expenditures: _____

6. Project Timeline: Beginning date August 7, 2015 End date August 13, 2015

7. Location of Project/Event: Lexington Sports Complex 821 Ball Park Rd, Lexington SC

8. Number of employees: #Full-time 0 #Part-time 0

9. Do you advertise outside a 50-mile radius? ☑ Yes ☐ No

10. If yes to #9, please check all that apply to advertising sources outside of Lexington County:
    - ☐ Rack Cards - # distributed _____
    - ☐ Brochures - # distributed _____
    - ☐ Posters - # distributed _____
    - ☐ Magazine Ads - # ads _____ (list ads and distribution range on separate sheet)
    - ☐ Newspaper Ads - # ads _____ (list newspapers and distribution range on separate sheet)
    - ☑ Television Ads - # ads 150 (list stations and viewing range on separate sheet)
    - ☑ Radios Ads - # ads 120 (list stations and listener range on separate sheet)
    - ☑ Billboards - # ads 8 (list number and location of billboards on separate sheet)
    - ☑ Websites - # web pages other than primary website # _____ (list on separate sheet with target audience)
    - ☐ Other than listed above: See attached (list on separate sheet with target audience)

11. How many people do you expect to attend? 6000

12. Of this number, how many are tourists? 3465 (Tourists: "*People taking trips outside of their home communities for any purpose, except daily commuting to and from work.*") [SC Code of Laws, Chapter 6, Section 6-4-5 (4)].

13. List the methods used to track tourists:
- ☐ Web page inquires - estimated inquires per month
- ☐ Phone call inquiries - estimated phone calls per month
- ☐ Brochure mailings - estimated brochures mailed per month
- ☑ Event ticket sales - estimated tickets sold per event 7500
- ☐ Event registration - estimated registrants per event
- ☑ Hotel sales - estimated sales per event/per month 1,732 X AVG. of 5 Nights
- ☐ License plates - estimated count per event
- ☐ Surveys - estimated number of responses per survey
- ☐ Other than listed:

14. **Must complete:** County accommodations funds are generated from the hotels in the unincorporated areas of the County. Please list the hotels and number of room nights you have used or plan to use for your event/project located in the unincorporated areas of Lexington County only:
~~Unknown At this time~~ See Attached

15. Please indicate you have read: **Chapter 6, Sections 6-4-5 (4) and 6-4-10, SC Code of Laws, 1976**? ☑Yes ☐No

16. Project Budget - **Request for funds must meet the requirements of Chapter 6, Section 6-4-10, SC Code of Laws, 1976, as amended.**

a. Estimated total cost of Project $ 200,000.00
b. Amount of Accommodations Funds requested for this Project: $ 12,500.00
c. This request equals what percent of the total Project/Event Budget? 6.00 %
d. List specifically what the funds will be used for and the estimated amount i.e. brochures - $1,500, etc. TV, Radio and Billboard Advertising

17. Has your project or organization previously received Accommodations Tax Funds?
☑Yes ☐No

a. If yes, state year 2014, amount $ 10,500.00, source Lexington County, and purpose: 2014 Dixie World Series

b. For each award year, did you expend 100% of the Accommodations Tax Funds you received?
☑Yes ☐No

c. If no, please explain:

18. Type of Organization:

Please check one:

- ☐ County
- ☐ Municipal
- ☐ Non-profit Organization
- ☐ Community service club, church, etc.
- ☒ 501(c) 3
- ☐ Other:_____

Note: For-profit organizations are not eligible for Accommodations Tax Funds

19. Project description - please attach a report with the following information needed by the Tourism Expenditure Review Committee to be sure that the event/project was in accordance to Section 6-4-10 of the S.C. Code of Laws (***Use separate sheet for Project Description if needed***):

a. General description
b. State the benefit that this project will serve toward promoting tourism and the Lexington County Community
c. Total attendance to the event/project versus the number of total tourists in attendance
d. Economic impact generated by tourism to the event/project
e. Overall description of how the event/project attracts and promotes tourists to the area and specifically how the Accommodations Tax Funds were used to accomplish this
f. Additional comments: see attached

PLEASE NOTE: Applicant and/or representatives must be present during review process by the Accommodations Tax Advisory Board in order to be considered for funding.

Signature of Event/Project Director:

Thomas Lee Frazier, Jr.	Vice-President
Print Name	Title
Thomas L. Frazier Jr.	1-6-15
Signature	Date

County of Lexington
Accommodations Tax Fund
FY 2015/16

FUNDING SOURCES

Organization Name: 2015 Dixie Youth World Series

List of Funding Sources	Actual 2013/14	Current 2014/15	Estimated 2015/16
Gate Receipts		59,290.00	50,000.00
Concessions		11,100.00	10,000.00
Souvenir Sales		32,841.00	30,000.00
Corporate Sponsors		86,525.00	70,000.00
Town Accomodation Tax		12,500.00	12,500.00
	0	$202,256.00	172,500

County of Lexington
Accommodations Tax Fund
FY 2015/16

EXPENDITURES

Organization Name: 2015 Dixie Youth Word Series

List of Expenditures	Actual 2013/14	Current 2014/15	Estimated 2015/16
Program		8,235.00	8,000.00
Teams (Lodging & Meals)		75,075.00	75,075.00
Umpires		20,100.00	20,100.00
Dixie Youth Baseball Inc.		753.00	753.00
Opening Ceremonies		11,168.00	
Souvenirs		35,223.00	35,223.00
Misc.		11,500.00	12,000.00
Advertising		13,189.00	14,000.00
Canteen		13,130.00	15,000.00
	0	188,373.00	180,151.00

ATTACHMENT FOR QUESTION #10

TV Advertising:

Augusta: WJBF

Charleston: WCSC

Charlotte: WBTV

Florence: WBTW

Greenville-Spartanburg: WSPA & WYFF

Myrtle Beach: WMBF

Savannah: WSAV

Radio Advertising:

Augusta: WBBQ

Charleston: WWIK

Charlotte: WBCN

Greenville-Spartanburg: WESC & WSPG

Hilton Head: WFXH

Myrtle Beach: WRRN

Savannah: WAEV

We also plan to use Digital Billboards in these areas as well.

Item #14

Hotel Name	Street Address	City	Zip Code
American Inn	1617 Charleston Hwy	West Columbia	29169
Barnyard RV Park	201 Oak Drive	Lexington	29073
Best Western Exec. Inn	1720 Bush River Road	Columbia	29210
Cedar Creek RV Park	260 Gantt Mill Road	Leesville	29070
Cedar Pond Campground	4721 Fairview Road	Leesville	29070
Clarion Inn (Holiday Inn)	500 Chris Drive	West Columbia	29169
Columbia Sleep Inn	1901 Rockland Road	Columbia	29210
Courtyard by Marriott	347 Zimalcrest	Columbia	29210
Delta Motel	2426 Augusta Road	West Columbia	29169
Doubletree by Hilton	2100 Bush River Road	Columbia	29210
Epting's Landing	433 Eptings Camp Road	Chapin	29036
Executive Inn	1107 Harbor Drive	West Columbia	29167
Hampton Inn - Columbia West	1094 Chris Drive	West Columbia	29169
Knights Inn (Shreenathjih Hosp)	1803 Bush River Rd	Columbia	
Microtel Inn	411 Piney Grove Road	Columbia	29210
Motel 6	1776 Burning Tree Road	Columbia	29210
Palmetto Motel	2310 Charleston Hwy	Cayce	29033
Ramada Ltd	1015 South Lake Drive	Lexington	29073
Red Roof Inn	10 Berryhill Road	Columbia	29210
River Bottom Ventures	357 Cedar Creek Road	Swansea	29160
Travelodge	2210 Bush River Road	Columbia	29210

ATTACHEMENT FOR QUESTION #19

(A) DESCRIPTION OF PROJECT

Lexington Dixie Baseball has been awarded the 2015 Dixie Youth "O" Zone, Dixie Youth Majors, and Dixie Youth AAA World Series. These 3 World Series events will be held simultaneously as a one-week tournament August 7th – August 13th, 2015 at the Lexington Sports Complex on Ballpark Rd.

Participants consist of 33 State Champion and 3 Host teams from 11 states. These kids will have earned their way to this tournament by winning Sub-District, District and State Championships. Teams and their parents will be traveling here from throughout the Southeast.
As part of the agreement, LDYB is required to pay for the hotel expenses for each team and three meals a day for each player and coach. That cost alone will be approximately $107,000.

Although we have the full support of the Lexington County Recreation and Aging g Commission, we receive no direct funding from the. The County owns the fields and we operate the league. All the money we raise goes directly into our programs, events, and facilities. We are a non-profit 501(c)3 volunteer organization.

(B) BENEFIT TO TOURISM AND THE COMMUNITY/ ATTENDANCE

In 2008-2009 we held 11 state and district tournaments with over 2000 participants and spectators. In 2009 alone we held Three State Tournaments with a direct economic impact of 1.6 million dollars to Lexington County. In 2010 we held the Dixie Youth "O" Zone World Series, and in 2012 the AA State Tournament for children 7-8 yrs old. Each bringing more than 2 million dollars into the area economy. We also held this tournament last year (2014).

As previously mention, LDYB has brought many tournaments to Lexington over the years including the 1995 Dixie Youth World Series. 15 years later, Dixie officials sill marveled at the success of that tournament, and were unanimous in awarding us the tournament in 2010, based on our previous successes. It should come as no surprise then, that in 2012, we were awarded the 2014 series unanimously.

We expect approximately 6000 people at this tournament with approximately 3400 of them from out of town. A breakdown of how that figure was derived is included in the attached economic impact study.

Players, coaches, supporters, and their families will be spending a week in Lexington, taking advantage of everything our great community has to offer.

(C) TOTAL ATTENDANCE TO THE EVENT/PROJECT vs THE NUMBER OF TOTAL TOURISTS IN ATTENDANCE

TOTAL ATTENDANCE: 6000 (DAILY) 3465 Tourists

(D) ECONOMIC IMPACT

Total number of teams Participating 36

15 players and coaches per team (x) 36 teams 540

95% of players bring both parents, grandparents, & siblings to the tournament with them as a spectator. 540 * 95%=513*5=2265

League officials, their spouses and other spectators from out of town 1200

Total number of players and out of town spectators at the complex 3465

3465 people, if they double up on a motel room spend approximately $90 per night . (1732 x 90 x 5 nights average) $779,400

3465 people average spending $20 per person for food * 5 days $364,500

3465 people (1732 if they share expenses) spend approximately $50 on Gas $86,600

3465 people spend average $20 per person on entertainment $69,300

3465 people spend an average of $20 on souvenirs $69,300

Direct Total expenditures from 3465 out of town guests $1,369,100

$1,369,100 x rollover of 4: $5,476,400

$1,369,100 x rollover of 8: $10,952,800

Average High vs Low Rollover effect

For Lexington Community and businesses $8,214,600

(E) OVERALL DESCRIPTION OF HOW EVENT ATTRACTS AND PROMOTES TOURISTS

It is a distinct honor and privilege to hold this tournament in our community, and is the result of 4 years of planning. As previously mentioned, we hosted a portion of this tournament in 2010. Having personally attended this tournament for the past seven years in North Carolina, Texas, Georgia, Florida, Texas, and twice in Mississippi, I can promise you that Lexington will be overrun with out-of-town visitors.

We are also making history. Lexington was awarded this tournament, not only for 2014, but 2015 as well. That have never happened before, and indicates a softening of Dixie's past reluctance to give the tournament a permanent home.

This is an opportunity for Lexington to shine brightly. We see all of the money being spent for this tournament as an investment in our community rather than and expense. Holding this tournament also offers us exposure to travel ball teams who can return here later to play in other event.

Games will be broadcast live via the internet by Jock-Jive Sports. That means people from all over the world will see this event.

In cooperation with The Greater Lexington Chamber of Commerce, we have developed relationships with many of our local businesses. We have created a decal that the business can place in its window. This decal is being promoted to the guests of the tournament as a "shop where you see the sign". It is our effort to encourage our out of town guests to spend their money locally.

We will be advertising the event outside our market with TV and Radio stations in Savannah, Augusta, Charleston, Myrtle Beach, Hilton Head, Greenville-Spartanburg and Charlotte. We are also using Digital Billboards in some of these cities as well.

Our website www.2015Dixieworldseries.com lists only hotels and restaurants in Lexington County.

Other non-revenue resources we are utilizing are the Lexington County Recreation and Aging Commission. They are providing field maintenance and help with accommodation arrangements. The Commission has been extremely helpful in acquisition of this tournament, and in the planning.

IRMO CHAPIN RECREATION COMMISSION

Commissioners
John A. Sowards, Chairman
Scott A. Wilhide, Vice Chairman
Emily C. Shuman, Secretary
Bruce P. Loveless
William H. Harmon

Executive Director
Elizabeth Taylor

ICRC Administration
5605 Bush River Road
Columbia, SC 29212
(803) 772-1228

Crooked Creek Park
1098 Old Lexington Hwy.
Chapin, SC 29036
(803) 345-6181

Saluda Shoals Park
5605 Bush River Road
Columbia, SC 29212
(803) 772-1228

Seven Oaks Park
200 Leisure Lane
Columbia, SC 29210
(803) 772-3336

January 7, 2015

Ms. Judy Busbee
Assistant Clerk to Council
Lexington County Council
212 South Lake Dr., Ste.601
Lexington, SC 29072

Dear Ms. Busbee,

On behalf of the Irmo Chapin Recreation Commission, we would like to submit this application for the 2015-2016 Accommodations Tax Grants. This submission requests funding for tourism related expenditures for the ***ICRC Sports Tourism*** program.

We are very grateful for the past support we have received and appreciate the consideration of this request. Please contact me at (803) 213-2006 or etaylor@icrc.net if you have any questions or need additional information.

Sincerely,

Elizabeth B. Taylor

Elizabeth B. Taylor
Executive Director

County of Lexington
Accommodations Tax Fund
FY 2015/2016

APPLICATION

1. Name of Project/Event: ICRC Sports Tourism

2. Sponsoring Organization: Irmo Chapin Recreation Commission

   Mailing Address: 5605 Bush River Rd. Columbia SC 29212

3. Event/Project Director:

   Name Elizabeth B. Taylor Title Executive Director

   Telephone 803-213-2006 Alternate Telephone 803-772-1228

   Fax Number 803-772-6865

   Email etaylor@icrc.net

4. Event Website: www.icrc.net

5. Event/Project Category (*Check One*):
   ○ Tourism, Advertising/Promotion - *see #10 for advertising/promotion sources*

   ◉ Tourism Related Expenditures: _____

6. Project Timeline: Beginning date 07-01-2015 End date 06-30-2016

7. Location of Project/Event: Saluda Shoals Park; Seven Oaks Park; Melvin Park

8. Number of employees: #Full-time 62 #Part-time 300

9. Do you advertise outside a 50-mile radius? ■Yes ☐No

10. If yes to #9, please check all that apply to advertising sources outside of Lexington County:
    - ☐ Rack Cards - # distributed _____
    - ■ Brochures - # distributed 1,000
    - ☐ Posters - # distributed _____
    - ■ Magazine Ads - # ads 4 (list ads and distribution range on separate sheet)
    - ☐ Newspaper Ads - # ads _____ (list newspapers and distribution range on separate sheet)
    - ☐ Television Ads - # ads _____ (list stations and viewing range on separate sheet)
    - ☐ Radios Ads - # ads _____ (list stations and listener range on separate sheet)
    - ☐ Billboards - # ads _____ (list number and location of billboards on separate sheet)
    - ■ Websites - # web pages other than primary website # 3 (list on separate sheet with target audience)
    - ■ Other than listed above: Trade Show Participation (3) (list on separate sheet with target audience)

11. How many people do you expect to attend? 118,175

12. Of this number, how many are tourists? 24,817 (Tourists: "*People taking trips outside of their home communities for any purpose, except daily commuting to and from work.*") [SC Code of Laws, Chapter 6, Section 6-4-5 (4)].

13. List the methods used to track tourists:
- ☐ Web page inquires - estimated inquires per month
- ☐ Phone call inquiries - estimated phone calls per month
- ☐ Brochure mailings - estimated brochures mailed per month
- ☐ Event ticket sales - estimated tickets sold per event
- ■ Event registration - estimated registrants per event 660
- ■ Hotel sales - estimated sales per event/per month 80
- ☐ License plates - estimated count per event
- ■ Surveys - estimated number of responses per survey 260
- ☐ Other than listed:

14. **Must complete:** County accommodations funds are generated from the hotels in the unincorporated areas of the County. Please list the hotels and number of room nights you have used or plan to use for your event/project located in the unincorporated areas of Lexington County only:
We are developing a tracking system with the following prefered hotels: Country Inn & Suites; Comfort Suites; Doubletree; Baymont Inn & Suites; and Wingate Inn-378. It is estimated 1,800 room nights will be booked in 2015-16.

15. Please indicate you have read: **Chapter 6, Sections 6-4-5 (4) and 6-4-10, SC Code of Laws, 1976**? ■Yes ☐No

16. Project Budget - **Request for funds must meet the requirements of Chapter 6, Section 6-4-10, SC Code of Laws, 1976, as amended.**

a. Estimated total cost of Project $ 246,800
b. Amount of Accommodations Funds requested for this Project: $ 30,000
c. This request equals what percent of the total Project/Event Budget? 12 %
d. List specifically what the funds will be used for and the estimated amount i.e. brochures - $1,500, etc. Tournament Bids ($15,000) and Marketing ($15,000)

17. Has your project or organization previously received Accommodations Tax Funds?
■Yes ☐No

a. If yes, state year 2014-15, amount $ 12,500, source Lexington Co., and purpose: Saluda Shoals Park Branding and Tournament Marketing

b. For each award year, did you expend 100% of the Accommodations Tax Funds you received?
■Yes ☐No

c. If no, please explain:

18. Type of Organization:
Please check one:

- ○ County
- ○ Municipal
- ○ Non-profit Organization
- ○ Community service club, church, etc.
- ○ 501(c) 3
- ◉ Other: Special Purpose District

Note: For-profit organizations are not eligible for Accommodations Tax Funds

19. Project description - please attach a report with the following information needed by the Tourism Expenditure Review Committee to be sure that the event/project was in accordance to Section 6-4-10 of the S.C. Code of Laws (***Use separate sheet for Project Description if needed***):

a. General description
b. State the benefit that this project will serve toward promoting tourism and the Lexington County Community
c. Total attendance to the event/project versus the number of total tourists in attendance
d. Economic impact generated by tourism to the event/project
e. Overall description of how the event/project attracts and promotes tourists to the area and specifically how the Accommodations Tax Funds were used to accomplish this
f. Additional comments:_____

PLEASE NOTE: Applicant and/or representatives must be present during review process by the Accommodations Tax Advisory Board in order to be considered for funding.

Signature of Event/Project Director:

Elizabeth B.Taylor
Print Name

Executive Director
Title

Elizabeth B. Taylor
Signature

01/05/2015
Date

County of Lexington
Accommodations Tax Fund
FY 2015/16

FUNDING SOURCES

Organization Name: Irmo Chapin Recreation Commission

List of Funding Sources	Actual 2013/14	Current 2014/15	Estimated 2015/16
Lexington County Accommodations Tax	$ 0.00	$ 0.00	$ 30,000.00
Admissions	$ 0.00	$ 10,800.0	$ 33,000.00
Registration Fees	$ 0.00	$ 4,700.00	$ 9,000.00
Concessions	$ 0.00	$ 42,000.0	$ 112,000.0
Facility Rental	$ 0.00	$ 0.00	$ 60,500.00
Hotel Reimbursement	$ 0.00	$ 0.00	$ 2,300.00
	$ 0.00	$ 57,500.0	$ 246,800.0

County of Lexington
Accommodations Tax Fund
FY 2015/16

EXPENDITURES

Organization Name: Irmo Chapin Recreation Commission

List of Expenditures	Actual 2013/14	Current 2014/15	Estimated 2015/16
Part-time staff	$ 0.00	$ 40,000.0	$ 82,300.00
Concessions	$ 0.00	$ 13,500.0	$ 50,000.00
Marketing/Travel	$ 0.00	$ 4,000.00	$ 15,000.00
Picnic Tables	$ 0.00	$ 0.00	$ 6,000.00
Equipment	$ 0.00	$ 0.00	$ 10,000.00
Maintenance/Utilities	$ 0.00	$ 0.00	$ 41,500.00
Race/Run Timing System	$ 0.00	$ 0.00	$ 12,000.00
Tournament Bids	$ 0.00	$ 0.00	$ 30,000.00
	$ 0.00	$ 57,500.0	$ 246,800.0(

Clear Forms Print Forms Save Forms

County of Lexington
Accommodations Tax Fund
FY 2014/15 FINAL REPORT

I. PROJECT INFORMATION:

Organization Name: Irmo Chapin Recreation Commission

Project/Event Name: Saluda Shoals Park Branding and Tournament Marketing

Contact Name: Elizabeth B. Taylor Phone: 803-213-2006

II. PROJECT COMPLETION:

Were you able to complete the project/event as stated in your original application? ◉ Yes ○ No

If no, state any problems you encountered: _____

III. PROJECT SUCCESS:

Please share any additional comments regarding the project (e.g., lessons learned, successes, problems encountered, etc.):

Successful branding campaign resulted in a 10% increase in Park and Holiday Lights visitation

Developed tournament brochure and established trade show presence.

IV. PROJECT ATTENDANCE:

Record numbers in table below as requested by the Tourism Expenditure Review Committee. Numbers are to reflect attendance and funds received for projects for current and previous years.

	FY2014/15 Current Year	2013/14 Previous Year
Total Budget of Event/Project	$67,000	$78,000
Amount Funded by the Lexington County Accommodations Tax Fund	$12,500	$26,000
Amount Funded by the Lexington County Accommodations Tax Funds from all Sources	$0	$0
Total Attendance	595,000	567,117
Total Tourists*	190,500	181,477

**Tourists are generally defined as those who travel 50 miles or more to attend.*

V. METHODS:

Please describe the methods used to capture the attendance data listed above (license plates, surveys, etc.):

Surveys were conducted; facility rental data and park reservations were analyzed

VI. PROJECT BUDGET:

Attach a report indicating what project expenses were paid for using the Lexington County Accommodations Tax Funds for the fiscal year.

VII. ORGANIZATION SIGNATURE:

Provide signature of official with the organization verifying accuracy of above statements.

Elizabeth B. Taylor — Print Name

Executive Director — Title

Elizabeth B. Taylor — Signature

01/06/2015 — Date

Accommodations Tax Fund FY 2014-15 Final Report - "Saluda Shoals Park and Tournament" campaign

Television				
WIS SSP "Better Than This" Branding Campaign	$8,000.00			
WLTX	$1,800.00			
Radio				
Cumulus Media	$7,800.00			
Magazine				
Palmetto Parent	$1,776.00			
Cola Regional Business Report	$650.00			
Visit Columbia Guide	$4,752.00			
Columbia Visitors Guide	$2,990.00			
Newspaper				
Free Times	$2,465.00			
Brochures				
Tournament Facilities	$4,500.00			
Holiday Lights	$1,000.00			
Sleigh Bell Trot	$500.00			
Total	**$36,233.00**			

ICRC Sports Tourism

#10. Advertising Sources

Magazines:

- Sports Travel Magazine (national monthly publication) – one (1) ad each quarter

Websites:

- Gameday Sports – www.gamedayusssa.com (regional audience – NC, GA, SC)
- Sports Travel Magazine – www.sportstravelmagazine.com (national audience)
- Discover SC/ SC Sports Alliance – www.discoversouthcarolina.com/sports-alliance (national audience)

Trade Shows:

- Connect Sports Marketplace – Tournament Event Owners/Right Holders
- NASC Sports Event Symposium – Tournament Event Owners/Right Holders
- TEAMS Conference – Tournament Event Owners/Right Holders

ICRC Sports Tourism Narrative Report

17. Project description - please attach a report with the following information needed by the Tourism Expenditure Review Committee to be sure that the event/project was in accordance to Section 6-4-10 of the S.C. Code of Law:

a. General description.

Funding from the Lexington County Accommodations Tax Fund will be used to support efforts to secure a minimum of 45 sporting events and/or tournament in the 2015-16 year.

The Irmo Chapin Recreation Commission (ICRC), established in 1969, exists to enhance the quality of life for people in the Midlands through the development of recreation programs that promote a lifestyle of wellness, physical activities and cultural experiences for all ages. ICRC has earned a reputation for program and facility excellence that has attracted participants from throughout the Midlands and across the State. Our well-maintained, four-park system is built to support modern competition and rewards fans with a fun, memorable getaway in an amenity-packed area.

With athletic facilities at Crooked Creek Park (Chapin), the newly renovated Seven Oaks Park (St. Andrews area), and new facilities at Saluda Shoals Park (St. Andrews area) and the Epting Camp property (Chapin), ICRC will be able to host a minimum of 45 tournaments and numerous additional sporting events in the 2015-1016 year. Tournaments and events include:

- USSSA Baseball Tournaments (35 tournaments)
- Central League Adult Soccer program (24 weekends)
- SC Youth Soccer Friendly Play (20 weekends)
- 10 additional field sports tournaments (races, runs, lacrosse, rugby, soccer, Quidditch, archery)

Seven Oaks Park

Seven Oaks is one of the Midlands' premier baseball venues. The park features six natural-turf baseball diamonds, three multi-use fields and a new gymnasium which will allow us to expand our footprint for indoor competitions including: cheerleading, karate, and basketball.

Saluda Shoals Park

With six football, soccer, lacrosse and multi-use fields as well as a 10 court tennis complex, Saluda Shoals Park is ideal for both tournaments and run/walk events. The athletic complex has easy access to 10-miles of paved and unpaved trails, canoeing, kayaking, tubing, horseback riding, biking, Saluda Splash and more at this 400-acre riverfront park.

Crooked Creek Park

Crooked Creek is a thriving park in the heart of Lake Murray country. Its six baseball diamonds, and four multi-use fields make it well suited for baseball, soccer, lacrosse and rugby tournaments. The park also includes six tennis courts for competition play or clinics.

New Park, Epting Camp Rd. Chapin

Melvin Park is located less than a mile from Crooked Creek Park and features four baseball diamonds. Guests can explore the 70-acre park, which includes a refreshing splash pad.

These new and updated facilities are ideal for medium scale tournament play and will enhance the community's quality of life, contributing to the economic viability of the Midlands.

b. State the benefit that this project will serve toward promoting tourism and the Lexington County Community.

Sports tourism is the fastest growing segment of the tourism industry. "Sports tourism is a multi-billion dollar business, one of the fastest growing areas of the $4.5 trillion global travel and tourism industry," www.tourism-review.com.

Since July of 2014, ICRC has facilitated eight (8) tournaments in cooperation with Lexington County Recreation & Aging Commission including the Jay Criscione Memorial Super NIT, the largest baseball tournament held in South Carolina and one of the largest in the United States. An additional 12 tournaments are planned through June 2015.

In 2015-2016, ICRC plans to host a minimum of 45 sports tournaments at new facilities in Lexington County. These tournaments will bring an estimated 118,175 people to Lexington County from throughout SC and the United States. New tennis facilities will offer 10 courts, of which six (6) will be clay courts. Senior tournament play requires the use of clay courts and these new facilities will create partnership opportunities with Lexington County Recreation & Aging Commission. Additional events including runs, walks, and nontraditional sporting events will be hosted throughout the year.

These sporting events also impact the community by building community commitment, creating jobs and promoting other tourist attractions in the Midlands including: Lake Murray, Riverbanks Zoo and area museums and historic sites. Clusters of recreational facilities and attractions offer a critical mass that is not present when facilities are widely scattered. As this critical mass becomes greater, people will travel from a more extensive geographical area to visit them, visitors will stay longer in the area, and they will spend more dollars.

c. Total attendance at the event/project vs. the number of total tourists in attendance.

Total Attendance:	118,175
Overnight Tourist:	15,363 (13%)
Day Tourist:	9,454 (8%)

(Based on 21% from outside the 50 miles radius 24,817.)

d. Economic impact generated by tourism to the event/project

Total Economic Impact:	$5,169,630
Overnight & Day Tourist Economic Impact:	$1,085,622

(Note: Information was determined using the DMAI Event Impact Calendar in partnership with the Columbia Regional Sports Council.)

e. Overall description of how the event/project attracts and promotes tourists to the area and specifically how the Accommodations Tax Funds were used to accomplish this.

Funds will be used to market, advertise and create tournament bid packages promoting ICRC tournament facilities and Lexington County amenities. Ads will be placed in national sports publications and on websites. Staff will promote facilities at national trade show events and in one-on-one meetings. A brochure highlighting the region and ICRC sports facilities will be distributed. Bid packages will be developed targeting national, regional and statewide sporting event planners.

f. Additional comments:

ICRC is excited to expand into the sports tourism market and further contribute to the growth of tourism in Lexington County. Funding from the Lexington County Accommodations Tax will help us develop new markets, engage new partners and bring exciting new events to the Lake Murray area.

IRMO CHAPIN RECREATION COMMISSION
Finance

Commission Brief
November 2014 Preliminary Financial Report

GENERAL FUND

	YTD 11/14	Budget	% of Budget	YTD 11/13
Revenue	$535,976	$5,518,591	9.71%	$518,131
Expenditures	1,961,265	5,518,591	35.54%	2,158,696

Please be aware that property tax collections for November are not included in YTD as of 11/30/2014. They will be reflected in the December 2014 report.

SPECIAL REVENUE FUND

	YTD 11/14	Budget	% of Budget	YTD 11/13
Revenue	$1,614,256	$3,359,873	48.05%	1,365,331
Expenditures	1,255.399	3,359,873	37.36%	1,073,084

As of November 30, 2014 the cash balance of operating and special funds totaled $221,493. Total invested in certificates of deposit or money market accounts was $ 768,705.

Grants Project	Amount Budgeted	Agency Match	Amount Received
USC Healthy Eating Initiative	16,000	0	8,000
Saluda Shoals Foundation	34,000	0	0
Accommodations Tax	9,350	0	3,125
CDBG	70,000	0	9,121
Palmetto Pride	8,000	0	0
Older Americans Act	135,000	0	18,318
Totals	272,350	0	38,564

Submitted by:

Jim Wellman
Finance Director
December 30, 2014

County of Lexington
Accommodations Tax Fund
FY 2015/2016

APPLICATION

1. Name of Project/Event: Mr. Potato Head traveling exhibit

2. Sponsoring Organization: Edventure Children's Museum

   Mailing Address: PO Box 1638 Columbia, SC 29202

3. Event/Project Director:

   Name E. Jim Oree Title Manager of Grants and Proposals

   Telephone 803.764.3612 Alternate Telephone

   Fax Number 803.799.3144

   Email joree@edventure.org

4. Event Website: edventure.org/Exhibits

5. Event/Project Category (*Check One*):
   - ◉ Tourism, Advertising/Promotion - *see #10 for advertising/promotion sources*
   - ○ Tourism Related Expenditures:

6. Project Timeline: Beginning date 5/23/2015 End date 9/6/2015

7. Location of Project/Event: Edventure Children's Museum

8. Number of employees: #Full-time 42 #Part-time 60

9. Do you advertise outside a 50-mile radius? ■Yes ☐No

10. If yes to #9, please check all that apply to advertising sources outside of Lexington County:
    - ☐ Rack Cards - # distributed
    - ☐ Brochures - # distributed
    - ☐ Posters - # distributed
    - ■ Magazine Ads - # ads (list ads and distribution range on separate sheet)
    - ■ Newspaper Ads - # ads (list newspapers and distribution range on separate sheet)
    - ☐ Television Ads - # ads (list stations and viewing range on separate sheet)
    - ■ Radios Ads - # ads (list stations and listener range on separate sheet)
    - ■ Billboards - # ads (list number and location of billboards on separate sheet)
    - ☐ Websites - # web pages other than primary website # (list on separate sheet with target audience)
    - ■ Other than listed above: Internet marketing (list on separate sheet with target audience)

11. How many people do you expect to attend? 57,500

12. Of this number, how many are tourists? 8,625 (Tourists: "*People taking trips outside of their home communities for any purpose, except daily commuting to and from work.*") [SC Code of Laws, Chapter 6, Section 6-4-5 (4)].

13. List the methods used to track tourists:
- ■ Web page inquires - estimated inquires per month 150
- ■ Phone call inquiries - estimated phone calls per month 75
- ☐ Brochure mailings - estimated brochures mailed per month
- ☐ Event ticket sales - estimated tickets sold per event
- ■ Event registration - estimated registrants per event 57,500
- ☐ Hotel sales - estimated sales per event/per month
- ☐ License plates - estimated count per event
- ☐ Surveys - estimated number of responses per survey
- ■ Other than listed: Zip Code tracking

14. **Must complete:** County accommodations funds are generated from the hotels in the unincorporated areas of the County. Please list the hotels and number of room nights you have used or plan to use for your event/project located in the unincorporated areas of Lexington County only:
Various hotels throughout the county. It is estimated that the Mr Potato Head exhibit will generate 2,588 room nights during the three month tour.

15. Please indicate you have read: **Chapter 6, Sections 6-4-5 (4) and 6-4-10, SC Code of Laws, 1976?** ■Yes ☐No

16. Project Budget - **Request for funds must meet the requirements of Chapter 6, Section 6-4-10, SC Code of Laws, 1976, as amended.**

a. Estimated total cost of Project $ 90,000
b. Amount of Accommodations Funds requested for this Project: $ 25,000
c. This request equals what percent of the total Project/Event Budget? 28 %
d. List specifically what the funds will be used for and the estimated amount i.e. brochures - $1,500, etc. Print-$2,500,Outdoor ads-$5,000,TV/radio-$4,500,Internet-$3000

17. Has your project or organization previously received Accommodations Tax Funds?
☐Yes ■No

a. If yes, state year _____, amount $ _____, source _____, and purpose: _____

b. For each award year, did you expend 100% of the Accommodations Tax Funds you received?
☐Yes ☐No

c. If no, please explain: _____

18. Type of Organization:
Please check one:

- ○ County
- ○ Municipal
- ○ Non-profit Organization
- ○ Community service club, church, etc.
- ◉ 501(c) 3
- ○ Other: _____

Note: For-profit organizations are not eligible for Accommodations Tax Funds

19. Project description - please attach a report with the following information needed by the Tourism Expenditure Review Committee to be sure that the event/project was in accordance to Section 6-4-10 of the S.C. Code of Laws (***Use separate sheet for Project Description if needed***):

a. General description
b. State the benefit that this project will serve toward promoting tourism and the Lexington County Community
c. Total attendance to the event/project versus the number of total tourists in attendance
d. Economic impact generated by tourism to the event/project
e. Overall description of how the event/project attracts and promotes tourists to the area and specifically how the Accommodations Tax Funds were used to accomplish this
f. Additional comments: _____

PLEASE NOTE: Applicant and/or representatives must be present during review process by the Accommodations Tax Advisory Board in order to be considered for funding.

Signature of Event/Project Director:

E. Jim Oree
Print Name

Manager of Grants and Proposals
Title

E. Jim Oree
Signature

01/09/2015
Date

County of Lexington

Accommodations Tax Fund
FY 2015/16

FUNDING SOURCES

Organization Name:_____

List of Funding Sources	Actual 2013/14	Current 2014/15	Estimated 2015/16
Lexington County A-tax (proposed)	$ 0.00	$ 0.00	$ 25,000.00
Richland County A-tax (proposed)	$ 0.00	$ 0.00	$ 25,000.00
West Columbia A-tax (proposed)	$ 0.00	$ 0.00	$ 10,000.00
Forest Acres A-tax (proposed)	$ 0.00	$ 0.00	$ 5,000.00
Target (proposed)	$ 0.00	$ 0.00	$ 5,000.00
Wal-Mart (proposed)	$ 0.00	$ 0.00	$ 10,000.00
US Foods (proposed)	$ 0.00	$ 0.00	$ 10,000.00
	$ 0.00	$ 0.00	$ 90,000.00

County of Lexington
Accommodations Tax Fund
FY 2015/16

EXPENDITURES

Organization Name: _____

List of Expenditures	Actual 2013/14	Current 2014/15	Estimated 2015/16
Exhibit rental (exhibit + shipping)	$ 0.00	$ 0.00	$ 65,000.00
Staff for exhibit set-up and maintenance	$ 0.00	$ 0.00	$ 10,000.00
Marketing to attract tourist to exhibit	$ 0.00	$ 0.00	$ 15,000.00
	$ 0.00	$ 0.00	$ 90,000.00

A. General Description

EdVenture, South Carolina's premier children's museum, draws visitors from all 46 counties of South Carolina, all 50 states, and 18 foreign countries. Our mission is to inspire children to experience the joy of learning through innovative and hands-on exhibits, educational programs and outreach. Since opening in 2003, EdVenture has established itself as a fiscally sound and well managed organization that consistently brings in more than 230,000 visitors annually, through effective marketing and advertising, collaborations and strategic partnerships.

In 2015, EdVenture will open the traveling exhibit *The Adventures of MR. POTATO HEAD. The Adventures of MR. POTATO HEAD* features the much-loved companion leading the way to amazing adventures in outer space, on a jungle safari, on an archaeological dig and under the sea. Each venue provides adults with a summary of the school readiness and academic objectives along with suggested activities that can help children learn to welcome new experiences with confidence, curiosity and humor, to think about all they can be and do , and to always respect themselves and others.

This new exhibit will be EdVenture's next significant experience to draw people to the area and build excitement for three new permanent exhibits over the next 18 months. Given the extraordinary opportunity to showcase these exhibits for Lexington County residents and tourists, and build our brand recognition, EdVenture seeks the support of the Lexington County Accommodations Tax Fund for an aggressive promotional and marketing campaign designed to attract audiences from a three-state region (SC, GA, NC). This project is an investment in EdVenture's core product and will build our brand and recognition before a regional and national audience.

B. Benefit to promote tourism

EdVenture Children's Museum continues to be one of the most exciting attractions of its kind statewide, and it draws significant crowds of our target demographic which includes children ages 12 and younger, parents, families, school groups and other organized groups from across the state. We are the only children's museum in the Midlands and the largest (in terms of size and educational/outreach impact) in the state. In 2014, EdVenture's 230,000 person audience included 60% local visitation (from the museum's two-county area), 25% statewide visitation, and 15% out-of-state visitation.

Since the average visit to EdVenture is 3 ½ hours, many visitors ask our staff for food and beverage suggestions. EdVenture Children's Museum provides a restaurant guide and offers information on other tourist attractions in the area. EdVenture also provides a new on-site dining option and sales are expected to average over $90,000 annually.

C. Total attendance v Total tourists (projected)

Based on similar traveling exhibits, most recently the Dinosaurs, Land of Fire and Ice exhibit, Edventure anticipates 57,500 visitors over the three months that *The Adventures of MR. POTATO HEAD* exhibit is at the museum. Of that number, about 8,625 or 15% are expected to be tourists from outside of Lexington and Richland counties.

D. Economic impact of tourism

EdVenture serves as a catalyst for economic vitality and growth, with a projected overall economic impact of over $14 million. Quality of life indicators for growing cities continually reveal that children's museums are an important factor in attracting intellectual capital development. Since 2003, EdVenture Children's Museum has been a vital resource for residents of Lexington County and throughout South Carolina with museum exhibits and programs. We are also an important part of many children's lives through school field trips, after school programs, and/or family visits.

The economic impact from *The Adventures of MR. POTATO HEAD* is expected to exceed $3 million. It is also expected that 2, 588 hotel/motel room nights will be added as a result of this project. (see Economic Impact Analysis) EdVenture Children's Museum is able to configure our Economic Impact Analysis from data collected through our reservation and admissions software program that allows us to track the origin of all visitors. This system is fully integrated and we use it to input each visitor's zip code as well as how they learned about EdVenture. Attendance data is tracked daily, reported monthly, and reviewed by our managers and trustees. This information serves as a critical guide when making decisions regarding marketing strategies.

E. Overall description of how the event attracts and promotes tourism

EdVenture's Marketing/Public Relations Department will work closely with the Midlands Authority for Conventions, Sports, and Tourism and SC PRT public relations departments to develop strategies to promote out-of-state tourists to Lexington County, including listings on the "Discover South Carolina" Website. EdVenture's PR strategies also include submitting press releases and announcements for listings in monthly community calendars, and online newspaper and television station websites.

This multimedia campaign will include:

- Print Advertising in regional Parent Magazines (Charlotte, Upstate, Low Country and Augusta Parent) for a three month run.
- Production of a branded television commercial.
- Television Commercial Placement in 2nd tier markets (Orangeburg, Myrtle Beach, Sumter, Greenwood, Aiken, Augusta).

Accommodations Tax Funds will be used to market and promote *The Adventures of MR. POTATO HEAD* throughout the state and region as noted above and question 10.

F. Additional comments

EdVenture Children's Museum government funding is very limited, and only represents 17% our annual operating budget. This is significantly lower than other institutions, such as the State Museum which receives 80%, or Historic Columbia at 85%. Furthermore, EdVenture's attendance is the highest—and consistently brings in tourists from outside Lexington County and South Carolina.



EdVenture Children's Museum

2015 The Adventures of Mr. Potato Head Media Placement and Promotion (anticipated):

- **EXTERNAL PROMOTION:**
  - Magazine paid advertising
    - **Palmetto Parent Magazine (Columbia Metro-region)**
      Two half-page four-color ads
    - **Augusta Family Magazine (Augusta Metro-region)**
      Two half page four-color ads
    - **Low Country Parent Magazine (Charleston Metro-region)**
      One half-page four-color ad
    - **Upstate Parent Magazine (Greenville/Spartanburg Metro-region)**
      One half page color ad
    - **Free Times Parent Magazine (Columbia Metro-region)**
      One half-page four color ad

  - Outdoor advertising
    - **Billboard Placements**
      Columbia, SC (3)
      Charlotte, NC (1)
      Augusta, GA (2)
    - **Street Banners**
      Twenty 1' x 5' street pole banners displayed throughout downtown Columbia

  - Television advertising
    EdVenture will seek a local television partner to produce and air a 30-second commercial spot to be aired on local evening news programs.

- Online advertising
  - **Targeted banner ads and Facebook advertising**
    Digital advertising to support Mr. Potato Head exhibit with 140, 000 display impressions, 300,000 mobile impressions, and Facebook ads served to target demographic

- Radio advertising
  - Radio campaign to support Mr. Potato Head exhibit on WXRY

➢ **INTERNAL PROMOTION (with donor recognition)**
- Exhibit Signage at exhibit entrance on 24" x 36" sign
- Exhibit Promotion on a 4' x 6' marquee sign over the front door of the museum
- Exhibit Promotion in EdVenture's electronic newsletter (distribution of 4,500+ emails)
- Exhibit Promotion in e-blasts to members and non-members twice each month highlighting The Adventures of Mr. Potato Head exhibit (4,000 households)
- Exhibit Promotion exposure for 4 months on EdVenture's website (receives more than 14,000 hits per month with 50,000 page views)

Economic Impact Analysis: (Projected for Mr. Potato Head May 2015 – September 2015)

Total Dollars Spent by EdVenture Visitors (by all visitors, exclusive of lodging) (57,500 total attendance visitors x $44) (Source: SCPRT)	$2,530,000
Total Visitor Admissions Revenue at EdVenture (57,500 x $11.50; 840 new members x $150)	$787,250
Total Other Retail Purchases at EdVenture ($1.50/person x 57,500 @ EdCetera = $86,250) ($3.00/person x 28,750 @ Coke Clubhouse = $86,250)	$172,500
Total Hotel Revenue (15% overnight/out of state visitors x 57,500= 8,625 total overnight visitors or 2588 hotel rooms 1/3 of 4,200 x $75/night) (Source: SCPRT)	$194,100
Total Sales and Accommodations Tax Revenue (9% x $194,100) (6% state sales tax, 1% local option, 2% accommodations tax)	$17,469
Total Sales and Hospitality Tax Revenue (9% x $ (50% of visitor expenditure@$44/day) (6% state sales tax, 1% local option, 2% hospitality tax)	$113,850
Total Retail Sales Tax (7%) (6% state sales tax, 1% local options x $172,500)	$10,350
Overall Economic Impact	**$3,825,669**

COUNTY OF LEXINGTON
TOURISM DEVELOPMENT FEE
Annual Budget
Fiscal Year - 2015-16

Object Code	Revenue Account Title	Actual 2013-14	Received Thru Dec 2014-15	Amended Budget Thru Dec 2014-15	Projected Revenues Thru Jun 2014-15	Requested 2015-16	Recommend 2015-16	Approved 2015-16
	***Tourism Development Fee 2130:**							
	Revenues:							
435300	Tourism Development Fees	1,104,079	503,659	1,150,000	1,150,000	1,010,000		
435302	TDF - Discount Travel Websites	70,231	35,012	50,000	50,000	70,000		
	Other Revenue:							
461000	Investment Interest	114	56	200	200	150		
	**** Total Revenue**	1,174,424	538,727	1,200,200	1,200,200	1,080,150	0	0
	*****Appropriation Total**				1,200,200	1,080,150	0	0
	FUND BALANCE Beginning of Year				111,428	111,428	111,428	111,428
	FUND BALANCE - Projected End of Year				111,428	111,428	111,428	111,428

Fund 2130
Division: General Administrative
Organization: 101100 - County Council

Object Code	Expenditure Classification	2013-14 Expenditure	2014-15 Expend (Dec)	2014-15 Amended (Dec)	***BUDGET*** 2015-16 Requested	2015-16 Recommend	2015-16 Approved
	Personnel						
	*** Total Personnel**	**0**	**0**	**0**	**0**	**0**	**0**
	Operating Expenses						
520500	Legal Services	0	0	50,000	50,000		
521000	Office Supplies	0	0	50	50		
521100	Duplicating	0	0	50	50		
525100	Postage	0	0	100	100		
534400	Convention Center Facility	1,174,530	430,928	1,150,000	1,029,950		
	*** Total Operating**	**1,174,530**	**430,928**	**1,200,200**	**1,080,150**	**0**	**0**
	**** Total Personnel & Operating**	**1,174,530**	**430,928**	**1,200,200**	**1,080,150**	**0**	**0**
	***** Total Budget Appropriation**	**1,174,530**	**430,928**	**1,200,200**	**1,080,150**	**0**	**0**

COUNTY OF LEXINGTON
TEMPORARY ALCOHOL BEVERAGE LICENSE FEE
Annual Budget
Fiscal Year 2015-16

Object Code	Revenue Account Title	Actual 2013-14	Received Thru Dec 2014-15	Amended Budget Thru Dec 2014-15	Projected Revenues Thru Jun 2014-15	Requested 2015-16	Recommend 2015-16	Approved 2015-16
	***Temporary Alcohol Beverage License Fee 2140:**							
	Revenues:							
435400	Temp. Alcohol Beverage Permit Fee	94,580	19,280	80,000	80,000	80,000		
461000	Investment Interest	270	129	200	200	200		
	**** Total Revenue**	94,850	19,409	80,200	80,200	80,200	0	0
	*****Appropriation Total**				59,500	67,000	0	0
	FUND BALANCE Beginning of Year				234,400	255,100	255,100	255,100
	FUND BALANCE - Projected End of Year				255,100	268,300	255,100	255,100

Fund 2140
Division: Non-departmental
Organization: 999900 Non-departmental

Object Code	Expenditure Classification	2013-14 Expenditure	2014-15 Expend (Dec)	2014-15 Amended (Dec)	2015-16 Requested	***BUDGET*** 2015-16 Recommend	2015-16 Approved
	Operating Expenses						
529903	Contingency	0	0	0	0		
534070	Gaston Collard Festival	2,500	2,500	2,500	2,500		
534071	Lexington County Peach Festival	2,500	2,500	2,500	5,000		
534072	SC Poultry Festival	2,500	0	2,500	2,500		
534073	Pelion Peanut Festival	2,500	0	2,500	2,500		
534074	Chapin Labor Day Festival	2,500	0	0	2,500		
534075	Irmo Okra Strut	0	0	0	2,500		
534076	Lexington Oktoberfest	0	0	0	0		
534077	Congaree Western Weekend	0	0	0	0		
534079	West Cola. Riverwalk Music Festival	2,500	0	2,500	0		
534080	Swansea Festival	0	0	0	0		
534081	Pine Ridge Festival	0	0	0	0		
534083	Riverfest - Epilepsy Foundation of SC	0	0	0	0		
534097	Unearth - Saluda Shoals Foundation	0	0	2,500	0		
534098	Tartan Day South - The River Alliance	0	0	2,500	4,000		
	Saluda Shoals - Nature Theater Series				3,500		
	*** Total Operating**	**15,000**	**5,000**	**17,500**	**25,000**	**0**	**0**
	**** Total Personnel & Operating**	**15,000**	**5,000**	**17,500**	**25,000**	**0**	**0**
	Other Financing Uses						
812501	Op Trn to Community Juvenile Arbitration	42,000	21,000	42,000	42,000		
	****Total Other Financing Uses**	**42,000**	**21,000**	**42,000**	**42,000**	**0**	**0**
	***** Total Budget Appropriation**	**57,000**	**26,000**	**59,500**	**67,000**	**0**	**0**



County of Lexington

TEMPORARY ALCOHOL BEVERAGE LICENSE FEE
FY2015/16



APPLICATION

1. Name of Festival: Gaston Collard and Barbeque Festival
2. Sponsoring Organization: Town of Gaston
   Mailing Address: PO Box 429, Gaston, SC 29053
3. Festival Director:
   Name Jennifer Hoyt Title Town Clerk
   Telephone 803-796-7725 Alternate Telephone _____
   Fax Number 803-739-5793
   Email jennifer.bellotti@gmail.com
4. Festival Website: gastonsc.org
5. Event Category (*Check One*):
   ◉ Festival: Gaston Collard and Barbeque Festival
   ○ Other – Pursuant to State Statute Section 61-6-2010: _____
6. Festival Timeline *(Actual Dates of Festival)*: October 2, 2015 and October 3, 2015
7. Location of Festival: 131 North Carlisle Street, Gaston, SC 29053
8. How many people do you expect to attend? 2,500
9. Festival Budget: **Request for funds must meet the requirements of Chapter 61, Section 61-6-2010, SC Code of Laws, 1976, as amended.**
   a. Estimated cost for this project: $ 10,000.00
   b. Amount of funds requested for this project: $ 2,500.00
   c. This request equals what percent of the total Festival Budget? 25 %
10. Has your festival previously received Temporary Alcohol Beverage License Fee funding?
    ■ Yes ☐ No
    a. If yes, state year 2014, amount $ 2,500.00, source Lexington County, and purpose: Help with cost of the festival
    b. For each award year, did you expend 100% of the Temporary Alcohol Beverage License Fee funds you received? ■ Yes ☐ No
    c. If no, please explain: _____

11. Type of Organization:

Please check one:

- ○ County Government
- ◉ Municipal
- ○ Non-profit Organization
- ○ Community service club, church, etc.
- ○ Other: _____

Note: For-profit organizations are not eligible for funding.

12. Festival description - please attach a report with the following information:

a. General description of the festival and brief history of the organization
b. State the benefit that this festival will serve toward promoting tourism and the Lexington County Community
c. Total attendance to the festival versus the number of total tourists in attendance
d. Economic impact generated by tourism to the festival
e. Overall description of how the festival attracts and promotes tourists to the area and **specifically how the Temporary Alcohol Beverage License Fee funds were used to accomplish this**, i.e. brochures - $300, etc.
f. Additional comments: _____

(see attached)

Signature of Festival Director:

Jennifer Hoyt	Town Clerk
Name	Title
Jennifer Hoyt	1-8-15
Signature	Date

ORIGINAL APPLICATION DUE BY:
FRIDAY, JANUARY 9, 2015
FY15/16 Festival Application
Lexington County Council
212 South Lake Drive, Suite 601
Lexington, SC 29072

12a. The Gaston Collard & Barbeque Festival is held every year in the early to late Fall. This year it was held October 2 & 3, 2015. The festival consists of barbeque, collard greens, along with a variety of other food, games, rides or inflatable's, vendors and crafters from different areas and entertainment for the community. The Town of Gaston was founded in 1894. The Town was incorporated into Lexington County in 1974. Population is approximately 1800.

12b. The festival promotes tourism for the town and Lexington County. People come from miles away just to taste the collard greens and enjoy fellowship with our community.

12c. Attendance this year was approximately 2300. Almost half were tourists.

12d. The tourism brings income to local businesses and possibly interest from tourist wanting to move to Gaston, which would provide more income to all businesses.

12e. The festival attracts and promotes tourists to the area with entertainment, many vendors from all areas come together. Funds from the Temporary Alcohol Beverage License Fee were used as income for advertisement, supplies and entertainment.

County of Lexington
TEMPORARY ALCOHOL BEVERAGE LICENSE FEE
FY2015/16

FUNDING SOURCES

Organization: Town of Gaston

List of Funding Sources	Actual 2013/14	Current 2014/15	Estimated 2015/16
Temporary Alcohol Beverage	$ 2,500.0(	$ 2,500.00	$ 2,500.00
Sponsors and Vendors	$ 2,530.0(	$ 2,500.00	$ 2,500.00
Gaston Pageant and Admission	$ 1,505.0(	$ 1,800.00	$ 1,800.00
Barbeque Plates	$ 2,950.0(	$ 3,000.00	$ 3,200.00
Barbeque Competition	$ 2,850.0(	$ 3,000.00	$ 3,200.00
Anything with Collards Contest	$ 180.00	$ 200.00	$ 220.00
	$ 12,515.(	$ 13,000.0	$ 13,420.00

County of Lexington

TEMPORARY ALCOHOL BEVERAGE LICENSE FEE
FY2015/16

EXPENDITURES

Organization: Town of Gaston

List of Expenditures	Actual 2013/14	Current 2014/15	Estimated 2015/16
Kirby Parade Floats	$ 300.00	$ 300.00	$ 350.00
T-Shirts	$ 721.18	$ 0.00	$ 0.00
Entertainment - Band	$ 1,500.0(	$ 1,500.00	$ 1,500.00
Karaoke	$ 350.00	$ 350.00	$ 350.00
Advertisement & Stickers for signs	$ 1,440.5:	$ 1,400.00	$ 1,500.00
Trophy - BBQ Trophies	$ 109.90	$ 120.00	$ 125.00
IGA	$ 464.75	$ 550.00	$ 600.00
Air Fun Rentals	$ 3,425.0(	$ 3,450.00	$ 3,450.00
Crowns for Pageant	$ 365.95	$ 375.00	$ 380.00
Sashes for Pageant	$ 147.45	$ 150.00	$ 150.00
Pageant Supplies	$ 14.49	$ 50.00	$ 50.00
ASCAP	$ 100.00	$ 100.00	$ 100.00
Sams Club	$ 273.76	$ 300.00	$ 320.00
Corbitts Meat Market	$ 1,202.8-	$ 1,250.00	$ 1,280.00
Lizards Thicket	$ 535.00	$ 550.00	$ 565.00
Pageant Director, Judges, Auditor, Emcee	$ 325.00	$ 325.00	$ 325.00
Barbeque Contest Winners	$ 1,500.0(	$ 1,500.00	$ 1,500.00
Choo Choo Train Ride	$ 250.00	$ 250.00	$ 250.00
Supplies for parade and festival	$ 315.66	$ 325.00	$ 325.00
SCBA dues	$ 600.00	$ 600.00	$ 600.00
	$ 13,941.5	$ 13,445.0	$ 13,720.00

Clear Forms | Print Forms | Save Forms

County of Lexington
TEMPORARY ALCOHOL BEVERAGE LICENSE FEE
FINAL REPORT
CURRENT FY 2014/15

I. FESTIVAL INFORMATION:
Organization Name: Town of Gaston

Festival Name: Gaston Collard and Barbeque Festival

Contact Name: Jennifer Hoyt Phone: 803-796-7725

II. FESTIVAL COMPLETION:
Were you able to complete the festival as stated in your original application? (●) Yes ( ) No
If no, state any problems you encountered: _____

III. FESTIVAL SUCCESS:
Please share any additional comments regarding the festival (e.g., lessons learned, successes, problems encountered, etc.):
Successful ways on running the festival smoothly

IV. FESTIVAL ATTENDANCE:
Record numbers in table below as requested by the Tourism Expenditure Review Committee. Numbers are to reflect attendance and funds received for festivals for current and previous year.

	2014/15 Current Year	2013/14 Previous Year
Total Budget of Festival	$ 10,000.00	$ 10,000.00
Amount Funded by the Temporary Alcohol Beverage License Fee	$ 2,500.00	$ 2,500.00
Amount Funded by the Temporary Alcohol Beverage License Fee from all Sources	$ 2,500.00	$ 2,500.00
Total Attendance	2500	2300
Total Tourists*	1800	1600

*Tourists are generally defined as those who travel 50 miles or more to attend.

V. METHODS:
Please describe the methods used to capture the attendance data listed above (license plates, surveys, etc.):
Volunteer committee did head count and sale of plates count

VI. FESTIVAL BUDGET:
Attach a report indicating what festival expenses were paid for using Temporary Alcohol Beverage License Fee for the fiscal year.

VII. ORGANIZATION SIGNATURE:
Provide signature of official with the organization verifying accuracy of above statements.

Jennifer Hoyt — Name
Town Clerk — Title
Jennifer Hoyt — Signature
1-8-15 — Date

Lexington County Peach Festival
July 4th

P.O. Box 103, Gilbert, SC 29054
www.LexingtonCountyPeachFestival.com Phone: (803) 892-5207 Fax: (803) 892-6955

January 7, 2015

Ms. Diana Burnett, Clerk
Lexington County Council
212 South Lake Drive, Suite 601
Lexington, SC 29072

Dear Ms. Burnett:

Enclosed is the Lexington County Peach Festival funding request for July 4, 2015, in the amount of $5,000.

For a number of years, we have received $2,500 which we greatly appreciate. As the cost of putting on a quality festival, however, increases each year, we would appreciate being considered for the full $5,000 for 2015.

Again, we thank you for your approval of these monies in the past years and look forward to hearing from you and working with you in the future. Should you need any further information or explanation of the enclosed, please let us know.

Sincerely,

Mary C. Ellis

Mary C. Ellis
Secretary/Treasurer



County of Lexington
TEMPORARY ALCOHOL BEVERAGE LICENSE FEE
FY2015/16

APPLICATION

1. Name of Festival: Lexingto County Peach Festival, LLC
2. Sponsoring Organization: Gilbert Community Club
   Mailing Address: P.O. Box 103, Gilbert, SC 29054
3. Festival Director:
   Name Robin McCartha Title Interim Chairman, LCPF Advisory B
   Telephone 803-892-3708 Alternate Telephone 803-892-5207 (Office)
   Fax Number 803-892-6955
   Email lellis1@pbtcomm.net (secretary/treasurer)
4. Festival Website: www.lexingtoncountypeachfestival.com
5. Event Category (*Check One*):
   ◉ Festival: _____
   ○ Other – Pursuant to State Statute Section 61-6-2010: _____
6. Festival Timeline *(Actual Dates of Festival)*: July 4, 2015
7. Location of Festival: Gilbert Community Park and surrounding area
8. How many people do you expect to attend? 30,000
9. Festival Budget: **Request for funds must meet the requirements of Chapter 61, Section 61-6-2010, SC Code of Laws, 1976, as amended.**
   a. Estimated cost for this project: $ 73,520.00
   b. Amount of funds requested for this project: $ 5,000.00
   c. This request equals what percent of the total Festival Budget? 6.8 %
10. Has your festival previously received Temporary Alcohol Beverage License Fee funding?
    ■ Yes ☐ No
    a. If yes, state year 2014, amount $ $2,500.00, source _____, and purpose: _____
    b. For each award year, did you expend 100% of the Temporary Alcohol Beverage License Fee funds you received? ☐ Yes ■ No
    c. If no, please explain: _____

11. Type of Organization:

Please check one:

- ◯ County Government
- ◯ Municipal
- ◉ Non-profit Organization
- ◯ Community service club, church, etc.
- ◯ Other: _____

Note: For-profit organizations are not eligible for funding.

12. Festival description - please attach a report with the following information:

a. General description of the festival and brief history of the organization
b. State the benefit that this festival will serve toward promoting tourism and the Lexington County Community
c. Total attendance to the festival versus the number of total tourists in attendance
d. Economic impact generated by tourism to the festival
e. Overall description of how the festival attracts and promotes tourists to the area and **specifically how the Temporary Alcohol Beverage License Fee funds were used to accomplish this**, i.e. brochures - $300, etc.
f. Additional comments: attached

Signature of Festival Director:

Robin McCartha	Interim Chairman, LCPF Advisory Board
Name	Title
Robin McCartha	1/7/2015
Signature	Date

ORIGINAL APPLICATION DUE BY:
FRIDAY, JANUARY 9, 2015
FY15/16 Festival Application
Lexington County Council
212 South Lake Drive, Suite 601
Lexington, SC 29072

County of Lexington
TEMPORARY ALCOHOL BEVERAGE LICENSE FEE
FY2015/16

FUNDING SOURCES

Organization: Lexington County Peach Festival

List of Funding Sources	Actual 2013/14	Current 2014/15	Estimated 2015/16
attached	$ 75,923.(	$ 65,600.0	$ 73,520.00
	$ 75,923.(	$ 65,600.0	$ 73,520.00

Financial Report for Lexington County Peach Festival					
Fiscal Year - January 1, 2014 - January 31, 2014					
Beginning Balance on January 1, 2014					**$ 70,399.49**
Receipts					
Sponsors			$30,240.00		
Printed Program (2014 ads)			$19,730.00		
Printed Program (2013 ads)			$ 1,475.00		
Fireworks			$ 1,025.00		
Art Contest			$ 1,200.00		
Arts and Crafts			$12,197.00		
Pageant			$ 5,646.00		
Grants			$ 2,500.00		
Refunds			$ 1,800.00		
Volleyball Tournament			$ 110.00		
Total Receipts				**$75,923.00**	
Expenditures					
Administration			$ 6,107.85		
	Secretary Salary	$ 2,102.82			
	SocSec/SCDEW/Withholding	$ 405.56			
	Postage	$ 700.97			
	Utilities	$ 799.27			
	Insurance	$ 1,272.00			
	Supplies	$ 547.23			
	Dues/Miscellaneous	$ 280.00			
Printed Program (publication, postage)			$12,586.68		
	Publication	$ 11,795.68			
	Postage	$ 791.00			
Fireworks			$ 6,520.00		
Art Contest			$ 1,380.00		
Arts and Crafts	($620 for business licenses)		$ 905.11		
Pageants			$ 4,399.43		
Parade (plaques for winners/ gifts for judges)			$ 256.80		
Promotion/Photography (pictures, peaches, gifts)			$ 3,539.90		
Entertainment			$11,865.00		
Labor			$ 831.00		
Banquets (Pre-festival, Success, noon luncheon)			$ 6,734.93		
Construction/Maintenance/Maintenance supplies			$ 5,701.46		
Donations/Memorials/Flowers			$22,606.78		
Recipe Contest			$ 250.00		
Rentals			$ 3,297.43		
Concessions			$ 1,800.00		
Total Expenditures				**$88,782.37**	
Net income for 2014					**$ (12,859.37)**
Ending Balance					**$ 57,540.12**

LEXINGTON COUNTY PEACH FESTIVAL

A. DESCRIPTION OF FESTIVAL AND HISTORY

The Festival is a one-day event consisting of a parade, a local aviation business that provides an exciting air show before the parade, a peachy recipe contest, beauty contests, many arts and crafts vendors, and a program with parade awards, peachy recipe awards, and recognition of visiting dignitaries. There is also entertainment on three stages that begins around 9:30 a.m. and continues until around 6 p.m. At that point music continues on one stage until around 10:30 p.m. when the fireworks show takes place. There is also a Peach Festival Auto Show, an Antique Tractor and Farm Equipment Show, a volleyball tournament and a Revolutionary War Camp which all draw a large crowd.

A luncheon is held in the Gilbert Primary School cafeteria immediately following the morning program. This is for invited guests and in recent years has also been a venue for honoring our soldiers and veterans. It is also when awards are presented for the Peachy Recipe Contest, the parade, and the oldest and youngest in attendance.

The Gilbert Community Club is responsible for food vending all day. Numerous booths provide peach ice cream, hot dogs, hamburgers, chicken sandwiches, barbeque sandwiches, sno-cones, peach cobbler, peach sundaes, peach tea, peach punch, peach slush, and peach-berry split (peaches and blueberries on ice cream). Barbeque chicken and pork plates are also available on the grounds.

The Festival is a family event with alcohol products not allowed on the premises. We feel that this is a very important aspect of our Festival. We have a large number of people who express appreciation for our stand on this. We also ask that our arts and crafts vendors not sell items that promote drugs, alcohol, tobacco or profanity, and they are asked to leave if they refuse to cooperate.

The Festival began in 1959 as a small community project to raise money for various community projects. The three goals were to promote the community, to promote the peach industry and to promote our county. The peach industry was huge in Gilbert in 1959 and celebrating our country's independence and our local peach industry on July 4th seemed a natural thing to do. While the peach industry in Gilbert is not as large as in 1959, the support of the festival and what it stands for is still a huge factor in this community.

Over the years the festival has grown from a small local event to a huge event drawing crowds from all over. The addition of a Web page five years ago has put the festival into a position to be recognized nationally.

B. BENEFIT FESTIVAL WILL SERVE TOWARD PROMOTING TOURISM AND THE LEXINGTON COUNTY COJMMUNITY

The Peach Festival brings in people from all over the state as well as many from out of state. The name Gilbert and Lexington County are synonymous with the Peach Festival to many people. It is one of the largest, oldest, and best known events sponsored in the county. A large number of people come to Lexington County to attend this festival each July 4th making it a part of their Independence Day tradition.

As stated previously when we added a Web page to our promotional events, we began to get inquiries nationwide about the Festival. We also had people from several states who made the Festival a part of their travel plans for the summer. In 2010 one family from Pennsylvania planned their trip to Disney World so that they could be in Gilbert on the 3rd for the Festival. Each year we get inquiries from more and more out-of-state people.

C. FESTIVAL ATTENDANCE

The estimated attendance of the Festival is around 40,000 with approximately 25,000 of those considered tourists.

D. ECONOMIC IMPACT GENERATED BY TOURISM

We have no records to indicate actual figures for economic impact. We do know that a large number of our attendees come from out of town spending the night in neighboring towns with hotel accommodations. We also have reports from our local businesses that business booms for them that day. In addition, several restaurants in near-by towns as well as in Gilbert are swamped with visitors who enjoy a meal with them before leaving the area. Several of our local stores express to us the large numbers of people that stop in to shop; one local sandwich shop add breakfast to their menu on the day of the festival and has had great success with it.

E. DESCRIPTION OF HOW FESTIVAL ATTRACTS AND PROMOTES TOURISTS AND HOW FUNDS ARE USED

The Festival at this point attracts a large number just by our reputation acquired over the last 54 years. We have good promotion sponsored by WIS and other local TV, newspaper, and magazine articles. For several years Southern Living has done a story about the Festival and we were featured on the TODAY show in New York on July 4th of 2008! We are members of the SC Festival Association and have our Web site linked to the PRT site, WIS, the Festival Association site as well as several others.

Last year we spent almost $13,000 on entertainment and approximately $500 to drive and maintain a float for the Festival queens that represents us in many parades. These expenses alone would more than take care of the $2,500 that we receive.

The receipts that were turned in showing specific bills for 2014 included $791 for postage to mail program books to advertisers and businesses, $256.80 for plaques for parade winners and

other honorees at the morning program, $294.77 for stationery and envelopes for the festival, and $1,214 to Columbia Flag and Banner to replace our street banner. The banner was over 10 years old and beginning to show signs of wear but then was damaged beyond repair in a sudden storm last year right after the 4th.

F. ADDITIONAL COMMENTS

We have enjoyed a highly successful festival for 56 years and look forward to continuing this tradition into the next century. We have set up an advisory board to ensure that we are preparing leaders for the festival as years pass and our present generation who have worked with the Festival for the past 56 years are no longer able to carry out their duties.

We get many comments of appreciation from the attendees of the Festival about our "no alcohol" policy. Law enforcement also has expressed appreciation for this as it makes their job a much easier one that day.

The Festival serves as a unifying factor in our community bringing people together from all walks of life. It is also a source of pride for our community as it is the major thing that has "put Gilbert on the map" so to speak!

In 1983 along with the community club we began giving scholarships to seniors who have worked for at least 3 years with the festival, and to date have given almost 300 scholarships. Today a large number of our festival workers, committee chairmen and several of the advisory board, including the chairman, are former scholarship recipients.

We are proud of our reputation and the quality of our Festival and hope to be able to continue to promote Lexington County with a festival of integrity and class for many years to come!

Budget for Lexington County Peach Festival

Fiscal Year January 1, 2015- December 31, 2015

	Administration	Programs	Fireworks	Art Contest	Arts and Crafts	Pageants	Parade	Promotion	Entertainment	Banquets
2013 Anticipated Expenditures	$ 6,100.00	$ 13,600.00	$ 6,550.00	$ 1,500.00	$ 1,200.00	$ 4,550.00	$ 400.00	$ 2,500.00	$ 13,000.00	$ 7,000.00
2013 Actual Expenditures	$ 5,832.20	$ 12,520.33	$ 6,520.00	$ 1,355.00	$ 996.16	$ 4,817.37	$ 795.78	$ 1,091.23	$ 12,970.00	$ 6,511.55
2014 Anticipated Expenditures	$ 6,000.00	$ 13,600.00	$ 6,550.00	$ 1,500.00	$ 1,200.00	$ 5,500.00	$ 800.00	$ 2,000.00	$ 14,000.00	$ 7,000.00
2014 Actual Expenditures	$ 6,107.85	$ 12,586.68	$ 6,520.00	$ 1,380.00	$ 905.11	$ 4,399.43	$ 256.80	$ 3,539.90	$ 11,865.00	$ 6,734.93
2015 Anticipated Expenditures	$ 6,100.00	$ 13,500.00	$ 6,520.00	$ 1,400.00	$ 1,200.00	$ 4,500.00	$ 300.00	$ 3,000.00	$ 14,000.00	$ 7,000.00
2015 Actual Expenditures										

	Sponsors	Programs	Fireworks	Art Contest	Arts and Crafts	Pageants	Grants	Refunds	Bound Books	VolleyBall
2013 Anticipated Receipts	$ 20,000.00	$ 19,000.00	$ 800.00	$ 1,300.00	$ 10,000.00	$ 5,500.00	$ 2,500.00			$ 200.00
2013 Actual Receipts	$ 26,220.00	$ 21,325.00	$ 775.00	$ 1,355.00	$ 11,887.00	$ 8,514.00	$ 2,500.00			$ 82.00
2014 Anticipated Receipts	$ 22,000.00	$ 20,200.00	$ 800.00	$ 1,200.00	$ 10,200.00	$ 8,550.00	$ 2,500.00			$ 150.00
2014 Actual Receipts	$ 30,240.00	$ 21,205.00	$ 1,025.00	$ 1,200.00	$ 12,197.00	$ 5,646.00	$ 2,500.00	$ 1,800.00	$ -	$ 110.00
2015 Anticipated Receipts	$ 28,000.00	$ 22,000.00	$ 1,100.00	$ 1,200.00	$ 12,500.00	$ 6,100.00	$ 2,500.00			$ 120.00
2015 Actual Receipts										

Construction	Donations	Rentals	Labor	Recipa Contest	Concessions	Totals
$ 400.00	$ 600.00	$ 1,600.00	$ 300.00	$ -		$ 59,300.00
$ 5,342.50	$ 2,627.95	$ 3,297.43	$ 100.00	$ 250.00		$ 65,027.50
$ 1,000.00	$ 2,000.00	$ 4,000.00	$ 200.00	$ 250.00	$ -	$ 65,600.00
$ 5,701.46	$ 22,606.78	$ 3,297.43	$ 831.00	$ 250.00	$ 1,800.00	$ 88,782.37
						$ -
$ 1,000.00	$ 10,250.00	$ 4,000.00	$ 500.00	$ 250.00		$ 73,520.00
						$ 59,300.00
						$ 72,658.00
						$ 65,600.00
						$ 75,923.00
						$ -
						$ 73,520.00
						$ -

Clear Forms | Print Forms | Save Forms

County of Lexington
TEMPORARY ALCOHOL BEVERAGE LICENSE FEE
FINAL REPORT
CURRENT FY 2014/15

I. FESTIVAL INFORMATION:
Organization Name: Lexington County Peach Festival

Festival Name: Lexingto County Peach Festival, LLC

Contact Name: Mary C. Ellis, Festival Secretary/Treasurer Phone: 803-657-5096

II. FESTIVAL COMPLETION:
Were you able to complete the festival as stated in your original application? (●) Yes ( ) No
If no, state any problems you encountered:

III. FESTIVAL SUCCESS:
Please share any additional comments regarding the festival (e.g., lessons learned, successes, problems encountered, etc.):
Problem: We ordered more food than ever before and ran out of practically everything late in the day. Food amounts are difficult to determine as weather, attendance, cannot be predicted.

IV. FESTIVAL ATTENDANCE:
Record numbers in table below as requested by the Tourism Expenditure Review Committee. Numbers are to reflect attendance and funds received for festivals for current and previous year.

	2014/15 Current Year	2013/14 Previous Year
Total Budget of Festival	$ 65,600.00	$ 59,300.00
Amount Funded by the Temporary Alcohol Beverage License Fee	$ 2,500.00	$ 2,500.00
Amount Funded by the Temporary Alcohol Beverage License Fee from all Sources	$ 0.00	$ 0.00
Total Attendance	40,000	40,000
Total Tourists*	25,000	25,000

*Tourists are generally defined as those who travel 50 miles or more to attend.

V. METHODS:
Please describe the methods used to capture the attendance data listed above (license plates, surveys, etc.): registration, informal surveys, Web page response, law enforcement, media

VI. FESTIVAL BUDGET:
Attach a report indicating what festival expenses were paid for using Temporary Alcohol Beverage License Fee for the fiscal year.

VII. ORGANIZATION SIGNATURE:
Provide signature of official with the organization verifying accuracy of above statements.

Robin McCartha — Name
Interim Chairman, LCPF Advisory Board — Title
Robin McCartha — Signature
1/7/2015 — Date

Receipts for Tax Accommodations Grant 2014				
Company	**Product**			**Amount**
USPost Office	Postage for mailing program books	$	350.00	
		$	266.00	
		$	175.00	
				$ 791.00
USPost Office				
Moontree Enterprises	Plaques for parade, etc.			$ 256.80
Pine Press Printing	Stationery for festival			$ 294.77
Columbia Flag and Banner	New banner for street			$ 1,214.00
				$ 2,556.57

Lexington County Peach Festival Board Members

Robin McCartha
President, Gilbert Community Club
503 Semm Sease Road
Gilbert, SC 29054

Tammy Harmon
Ex-officio Officer, Gilbert Community Club (past president)
130 Cotton Branch Road
Leesville, SC 29070

Shelba Howard
Vice-President, Gilbert Community Club
325 Shady Branch Road
Leesville, SC 29070

Nancy Harmon
Treasurer, Gilbert Community Club
402 Main Street
Gilbert, SC 29054

Amanda Barefoot
1779 Pond Branch Road
Gilbert, SC 29054

Milton Caughman
1925 Ray Price Road
Leesville, SC 29070

Mary Ellis
Festival Secretary/Treasurer
204 Lin Bren Drive
Leesville, SC 29070

County of Lexington
TEMPORARY ALCOHOL BEVERAGE LICENSE FEE
FY2015/16



APPLICATION

1. Name of Festival: South Carolina Poultry Festival
2. Sponsoring Organization: Leesville Merchants Association
   Mailing Address: PO Box 40067, Batesburg-Leesville, SC 29070
3. Festival Director: Randy Taylor, Brent Shealy,
   Name Daphyne Ridgell Title Co-Chairs
   Telephone 803-532-9273 Alternate Telephone 803-429-5198
   Fax Number 803-332-1940
   Email bshealy@economyfurn.com
4. Festival Website: scpoultryfestival.com
5. Event Category (*Check One*):
   ☑ Festival: _____
   ☐ Other – Pursuant to State Statute Section 61-6-2010: _____
6. Festival Timeline *(Actual Dates of Festival)*: _____
7. Location of Festival: Leesville Business District
8. How many people do you expect to attend? 80,000
9. Festival Budget: **Request for funds must meet the requirements of Chapter 61, Section 61-6-2010, SC Code of Laws, 1976, as amended.**
   a. Estimated cost for this project: $_____
   b. Amount of funds requested for this project: $ 2500.00
   c. This request equals what percent of the total Festival Budget? 2 %
10. Has your festival previously received Temporary Alcohol Beverage License Fee funding?
    ☑ Yes ☐ No
    a. If yes, state year 2014, amount $ 2500.00, source Lexington County and purpose: Advertising, Publicity, & Festival Booklet
    b. For each award year, did you expend 100% of the Temporary Alcohol Beverage License Fee funds you received? ☑ Yes ☐ No
    c. If no, please explain: _____

11. Type of Organization:

Please check one:

- ☐ County Government
- ☐ Municipal
- ☑ Non-profit Organization
- ☐ Community service club, church, etc.
- ☐ Other: _____

Note: For-profit organizations are not eligible for funding.

12. Festival description - please attach a report with the following information:

a. General description of the festival and brief history of the organization
b. State the benefit that this festival will serve toward promoting tourism and the Lexington County Community
c. Total attendance to the festival versus the number of total tourists in attendance
d. Economic impact generated by tourism to the festival
e. Overall description of how the festival attracts and promotes tourists to the area and **specifically how the Temporary Alcohol Beverage License Fee funds were used to accomplish this**, i.e. brochures - $300, etc.
f. Additional comments: a.) Festival began in 1987 as a way to promote the community & poultry industry. It now involves crafts, food, rides, parade, entertainment fireworks. b.) brings a large crowd to our community demonstrating pride & cooperation. c) Total attendance est. 80,000 w/APPROX 15,000 out of COUNTY D. ECONOMIC IMPACT EST. 200,000 - 300,000 E. $4000 TV ADVERTISING

Signature of Festival Director:

BRENT SHEALY — Name

Co Chair — Title

Brent Shealy — Signature

1/9/15 — Date

ORIGINAL APPLICATION DUE BY:

FRIDAY, JANUARY 9, 2015

FY15/16 Festival Application
Lexington County Council
212 South Lake Drive, Suite 601
Lexington, SC 29072

County of Lexington
TEMPORARY ALCOHOL BEVERAGE LICENSE FEE
FY2015/16

FUNDING SOURCES

Organization: S.C. POULTRY FESTIVAL

List of Funding Sources	Actual 2013/14	Current 2014/15	Estimated 2015/16
Events	22,800	20,000	22,000
Vendors	52,800	53,000	54,000
Sponsorships	22,000	20,000	20,000
Advertising	8900.	8,000.	9,000
Grants	2500.	2500	2500
TOTALS	109,000	103,500	107,500.

County of Lexington
TEMPORARY ALCOHOL BEVERAGE LICENSE FEE
FY2015/16

EXPENDITURES

Organization: S.C. POULTRY FESTIVAL

List of Expenditures	Actual 2013/14	Current 2014/15	Estimated 2015/16
Advertising	7,000.	9300.	7,000
Events	65,000.	60,000.	65,000
Sponsorship	100.	—	—
Bank	50.	140.	100.
Misc.	150.	600.	1500.
Contributions	5000.	4400.	6000.
Equipment/Facilities	1000.	14620.	2670.
Maintenance	80.	—	—
Insurance	2600.	2800.	3,500.
Licenses	200.	150.	150.
Office/Printing	7900.	8400.	8500.
Phone	100.	100.	120.
Rentals	1000.	5200.	5500.
Scholarships	250.	1700.	2000.
Utilities	500.	740.	800.
Professional	4500	50.	1500.
Souvenirs	—	8500.	8500.
TOTALS	100,000	116,700	107,500.

SOUTH CAROLINA PEANUT PARTY

P. O. Box 386
Pelion,
South Carolina 29123



TO: Diane Burkett, Clerk to Council; Judy Busbee, Assistant Clerk to Council
FROM: South Carolina Pelion Peanut Party – S. Enlow & S. Sprenne
RE: Application for FY2015/16 Funding Year - Temporary Alcohol Beverage License Fee Fund
DATE: December 30, 2014

Dear Diane and Judy,

Enclosed are our Temporary Alcohol Beverage License Fee Fund application, receipts, and public file information. You are always available to answer questions and guide us through the forms. Thank you for your many kindnesses extended to us over these past years.

Sincerely,

Shirley Sprenne
Susan Enlow
South Carolina Pelion Peanut Party



PEANUTS for the good life

South Carolina Peanut Party...
Voted a top tourist attraction by Southeast Tourist Society

County of Lexington
TEMPORARY ALCOHOL BEVERAGE LICENSE FEE
FY2015/16

APPLICATION

1. Name of Festival: South Carolina Pelion Peanut Party
2. Sponsoring Organization: South Carolina Pelion Peanut Party
   Mailing Address: PO Box 386 Pelion SC 29123
3. Festival Director:
   Name S. Enlow & S. Sprenne Title Co-Coordinators
   Telephone 803.606.9522 Alternate Telephone 803.785.3272
   Fax Number 803.785.7651
   Email susanenlow1@gmail.com or shirleyg@earthlink.net
4. Festival Website: www.scpelionpeanutparty.com
5. Event Category (*Check One*):
   ◉ Festival: _____
   ○ Other – Pursuant to State Statute Section 61-6-2010: _____
6. Festival Timeline *(Actual Dates of Festival)*: August 7 & 8 2015
7. Location of Festival: Pelion Community Center 951 Pine St Pelion SC 29123
8. How many people do you expect to attend? 10,000
9. Festival Budget: **Request for funds must meet the requirements of Chapter 61, Section 61-6-2010, SC Code of Laws, 1976, as amended.**
   a. Estimated cost for this project: $4000.00
   b. Amount of funds requested for this project: $2500.00
   c. This request equals what percent of the total Festival Budget? 62.5 %
10. Has your festival previously received Temporary Alcohol Beverage License Fee funding?
    ☑ Yes ☐ No
    a. If yes, state year 2014, amount $2500.00, source LC TABLF Funds, and purpose: Subsidized advertising expenses for SC PPP
    b. For each award year, did you expend 100% of the Temporary Alcohol Beverage License Fee funds you received? ☑ Yes ☐ No
    c. If no, please explain: _____

11. Type of Organization:

Please check one:

- ○ County Government
- ○ Municipal
- ◉ Non-profit Organization
- ○ Community service club, church, etc.
- ○ Other: _____

Note: For-profit organizations are not eligible for funding.

12. Festival description - please attach a report with the following information:

a. General description of the festival and brief history of the organization
b. State the benefit that this festival will serve toward promoting tourism and the Lexington County Community
c. Total attendance to the festival versus the number of total tourists in attendance
d. Economic impact generated by tourism to the festival
e. Overall description of how the festival attracts and promotes tourists to the area and **specifically how the Temporary Alcohol Beverage License Fee funds were used to accomplish this**, i.e. brochures - $300, etc.
f. Additional comments: See ATTACHED

Signature of Festival Director:

S. Enlow & S. Sprenne	Co-Coordinators
Name Susan Enlow	Title
Shirley G. Sprenne	December 22, 2014
Signature	Date

ORIGINAL APPLICATION DUE BY:
FRIDAY, JANUARY 9, 2015
FY15/16 Festival Application
Lexington County Council
212 South Lake Drive, Suite 601
Lexington, SC 29072

12. Festival description - please attach a report with the following information:
a. General description of the festival and brief history of the organization
This is the 34th SC Pelion Peanut Party with the celebration beginning on August 7 and 8, 2015. Our community is proud each year to host the South Carolina Peanut Princess Pageant each July to kick off the Peanut Party. Our parade is enjoyed by the hundreds of people lining the streets to see the Grand Marshall, state and local politicians, the Peanut Princesses, creative peanutty floats, the PHS Band, and the 282nd Army Band from Fort Jackson, a highlight since 2007. Last year's *It's a Matter of Taste* agricultural campaign promoting the new SC State Farmer's market and local agribusinesses was a crowd drawing success.

We are pleased to be working with Lexington County's Palmetto Amusements for the past 13 years, bringing quality rides to our event. This annual event is enjoyed by local townsfolk, as well as those from the surrounding Lexington County in a 50 mile radius. They look forward to it as entertainment for their families – alcohol free, music, fabulous festival food, parade, amusements, crafts, special exhibits and contests. Proudly, we can report that during the 34 years of Peanut Party activities we have no reported serious injuries or inappropriate behavior by attendees, vendors, or carnival employees. It is our responsibility to maintain a safe and secure place for all to relax and enjoy the festivities and the peanuts.

The Peanut Party is held on the Pelion Community Center grounds at 951 Pine Street in Pelion. The Steering committee involves our local business leaders, local Pelion Police, and community organizations to help make this event happen. We salute our partners: the Ruritan's, Pelion Woman's Club, Pelion Community Center, Smoak House Restaurant, Friends of the Pelion Branch Library, and all 4 schools. The Peanut Party continues to monetarily support community needs such as high school and community scholarships, the community center ground enhancements, the public library, the Annual Christmas Tree for Children, and catastrophic events that befall our community.

b. State the benefit that this festival will serve toward promoting tourism and the Lexington County Community:
The SC Pelion Peanut Party also exposes the Pelion area to tourists as a wholesome and friendly community in terms of peripheral spending. Businesses – retail and accommodation – within a 50-mile radius reap the benefits of Peanut Party increased tourist traffic. We encourage these businesses to sponsor the SCPPP by making donations and are a part of our advertizing campaign, i.e. literature, signage, and TV, Radio, and newspaper interviews with the media.

With the Town of Lexington, our county seat, being 20 miles from Pelion, we have the opportunity to refer our participants to use the hotel accommodations and restaurants in the county. In an effort to promote Lexington County to our out of town participants, including vendors, we sent them Peanut Party information including two local hotels with telephone numbers and contacts encouraging them to take advantage of the local facilities. Due to 2014's theme *It's a Matter of Taste*, they were also given the directions and information for the new SC State Farmer's Market. We encourage festival guests to visit the local museums and

agriculture venues, as well as two SC PPP sponsors – Jackson Bros Farms and WP Rawls packing plants in Pelion.

We were also pleased to provide a showcase for student artwork from the Lexington County School District One Summer Arts Program funded by a Community Development Block Grant from the County of Lexington. The artwork was displayed in the Community Center and viewed by attendees of our reception and the public on Saturday.

Additionally, Lexington County author, C. Hope Clark joined us on Saturday to sign copies of her new book, Palmetto Poison (a peanut mystery set in Pelion and Columbia). She and her husband joined us for our after the parade reception and delighted festival attendees with her outgoing southern charm. Following the Peanut Party, Mrs. Clark gave a book talk for our adult book group at the Pelion Library, assuring us that the characters in her book were fictitious, but the place names and events were true.

Our entertainment includes a variety of southern bands originating in counties other than Lexington which increases out of county tourists. Crafters come from all over the southeast to sell their products in our arts & crafts show. We offered t-shirts for sale in 2014, but this increased our expenses. We did design them such that we can reuse the design year to year which we hope will offset the expenditures in the future.

We still enjoy the fact that the boiled peanut is the state snack food!

c. Total attendance to the festival versus the number of total tourists in attendance:
Due to thunderstorms and high winds Friday afternoon and Saturday morning, the 2014 SC Pelion Peanut Party suffered a decrease in attendance as people fled for shelter. Vendors and exhibitors suffered damages to property and self. We saw an awesome comeback Saturday afternoon and evening. The tourists in attendance Saturday made for a profitable experience for the amusement rides, vendors and crafters who persevered. Since we have an open venue with no point of established entry, we use the following methods to track tourists and attendees:

Crowd estimates from Lexington County Law Enforcement and Pelion Police
Registration cards from exhibitor and craft booths
Booth set up to record attendees zip-codes from various point of sales and drawings
Count from Palmetto Amusements ride ticket sales
Point of entry #'s from SC Princess Pageant and "It's a Matter of Taste" venue
Peanut Butter & Jelly Sandwich Eating contest
Food Vendor sales/ T-shirt contest/ Peanutty Recipe Contest
Reception for Grand Marshall & agricultural community
Website hits, telephone inquires

d. Economic impact generated by tourism to the festival

As stated in Section B, we continue to recommend Lexington County to our overnight vendors, exhibitors, crafters, agribusinesses and entertainment participants to use hotels, restaurants, retail merchants, and gas stations. We saw an increase of local hotel and business use in 2014 in our county and at the SC Pelion Peanut Party. Accommodation brochures are provided in all vendor and crafter application packets as a convenience. The Peanut Party brochure is made available to tourists visiting the SC Welcome Centers and to merchants in Orangeburg, Aiken, Saluda, Richland, Newberry, and Lexington counties.

We have contracted with Palmetto Amusements for the past 13 years. This is a Lexington County business and member of the SC Festival and Events Association, as is the SC PPP. Palmetto Amusements has the same ideals as we do – promoting family oriented entertainment in a safe and secure environment. We strive to provide entertainment that targets tourists of all ages, race, and denominations with a variety of events and music. In 2014, the *Carolina Rebels Band* and *Steel Justice band* advertised for us on their websites and at their concerts throughout the summer months prior to our event. Events such as our frozen t-shirt contest, cooking contest, peanut butter & jelly sandwich eating contest, and the SC Princess Pageant all bring in tourists from a 50+ mile radius of Pelion.

It should be noted that this is one of the few remaining alcohol-free festivals in the state which we are sure has an economic impact on our revenue. Good and bad. Due to the socio-economic demographics of our area, we have to provide lower ticket prices for events and food and offer more free activities with our focus on making this a family friendly event. Attracting tourists, having a safe, alcohol free environment, and making sure we can fund the next year's Peanut Party are our uppermost goals. We are not looking to be the biggest festival on the block!

e. Overall description of how the festival attracts and promotes tourists to the area and specifically how the Temporary Alcohol Beverage License Fee funds were used to accomplish this, i.e. brochures:

The SC Pelion Peanut Party strives to make our event as visible as <u>financially</u> possible. The Peanut Party Steering Committee evaluates the previous year's advertising successes and failures to develop the current year's advertising campaign. 2014's advertising expenditures were larger than budgeted. We produced a program book due to demand and for the enjoyment of our tourists, despite the increased costs. We distributed our flyers and program book around Lexington County within a 50 mile radius of Pelion, at the SC Welcome Centers, and at other highly visible tourist attractions. We advertised in the Lexington Chronicle and Twin City News during July and August which highlighted individual events, and had coverage in the State Newspaper. We also had coverage from radio PSA's covering a 2 week schedule of promotional ads with 93.1 The Lake, and from Doug Enlow with 94.3 Carolina Country and 98.5 Oldies done at no charge to Peanut Party with a value equaling $500.00). Our event was covered by Channel 19 News Live On Saturday. Our newly updated website is maintained to

provide better access to special events, contact information, and directions. This is also how we inform potential vendors, exhibitors, contestants, parade participants, and crafters of our procedures for participation in the Peanut Party. We partnered with the State Farmers Market to promote SC summer produce and peanuts. The visibility from this proved to be priceless. Reinforcing our creative efforts in advertising, our sales of the popular GNAT Bats (hand fans), with our logo and sponsors names on the back, continued to be a hit with the attendees.

f. Additional Comments:

The support we receive from the County of Lexington TABLF grant continues to be an important component of the success of the SC PPP. Your support enables us to *promote* a safe and secure venue for South Carolina tourists. Our concern for the safety of our attendees is uppermost in importance. This is why we continue to add additional lighting, reinforcing and beautifying the entertainment stages, make available handicapped spaces for parking, and comfort improvements such as more tents, seating, water misters, and picnic tables. In 2014 we made improvements to the event site including upgrading our electrical systems. We continue to have a paid onsite bonded, licensed master electrician. To maintain safety and lessen the dangers of electrical accidents for our attendees, vendors, crafters, and exhibitors we have all electrical connections for event set-ups done by our master electrician.

Of Note: The $2490 bill received by the SC PPP shows an increase in security that is now mandated by Pelion Town Council. This amount covers Pelion Police Department security personnel and their meals for the evening of the pageant and the two days of the Peanut Party. We did not budget for this expense and were surprised.

We are proud to offer continued school and community scholarships to high school seniors. It is with Pelion Panther pride that we are able to support the Pelion Christmas Tree for Children, an annual event to support children in our community who otherwise might not have a Christmas.

Even though these kinds of community support continue to make a sizeable dent in our budget, the results have enabled students to pursue their educational dreams, ensure a safer community, and promote continued use of the community building and grounds (i.e., weddings, receptions, birthdays, Saturday yard sales, FFA Tractor show, the Annual Christmas Parade and Tree Lighting, Easter events, scholarship workshops for parents of high school students, and seasonal craft bazaars).

We provide an onsite venue for certain community partners, i.e. Walter P. Rawls, SC Specialty Foods Association, Lexington County schools, the Pelion Library Friends Annual Book Sale and

the Ruritan peanut sales, so they can to promote their goods and services to Lexington County and the State of South Carolina.

Our theme "It's a Matter of Taste" showcased Lexington County and South Carolina grown fruits and vegetables. Our after the parade (rained out ☹) reception featured this produce on our menu and in our table decorations. The highlights of this event were the memorial to Ms. Bobbie Celaya, treasurer and long time steering committee member, the introduction of our new mayor, Mrs. Barbara Smith, recognition of Charlie Haggard's years of service as mayor and Peanut Party supporter, and the presentation of our scholarship recipients.

Thank you Lexington County Administration and Council for your support of the Pelion community and the Peanut Party!

County of Lexington
TEMPORARY ALCOHOL BEVERAGE LICENSE FEE
FY2015/16

FUNDING SOURCES

Organization: South Carolina Pelion Peanut Party

List of Funding Sources	Actual 2013/14	Current 2014/15	Estimated 2015/16
Lexington County TABLF Funds	$ 2,500.00	$ 2,500.00	$ 4,000.00
	$ 2,500.00	$ 2,500.00	$ 4,000.00

County of Lexington
TEMPORARY ALCOHOL BEVERAGE LICENSE FEE
FY2015/16

EXPENDITURES

Organization: South Carolina Pelion Peanut Party

List of Expenditures	Actual 2013/14	Current 2014/15	Estimated 2015/16
Advertising : Used Lexington County TABLF Funds	$ 2,834.29	$ 5,433.66	$ 4,000.00
	$ 2,834.29	$ 5,433.66	$ 4,000.00

Clear Forms | Print Forms | Save Forms

County of Lexington
TEMPORARY ALCOHOL BEVERAGE LICENSE FEE
FINAL REPORT
CURRENT FY 2014/15

I. FESTIVAL INFORMATION:
Organization Name: South Carolina Pelion Peanut Party

Festival Name: South Carolina Pelion Peanut Party

Contact Name: S. Enlow & S. Sprenne Phone: 803.606.9522

II. FESTIVAL COMPLETION:
Were you able to complete the festival as stated in your original application? (●) Yes ( ) No
If no, state any problems you encountered:

III. FESTIVAL SUCCESS:
Please share any additional comments regarding the festival (e.g., lessons learned, successes, problems encountered, etc.):
Highlighted agribusinesses & new SC Farmer's Market with "It's A Matter of Taste" campaign.

Thunderstorm/winds: no parade, crowds dispersed, & some cancelled events. > Security costs

IV. FESTIVAL ATTENDANCE:
Record numbers in table below as requested by the Tourism Expenditure Review Committee. Numbers are to reflect attendance and funds received for festivals for current and previous year.

	2014/15 Current Year	2013/14 Previous Year
Total Budget of Festival	$ 22,691.71	$ 13,775.29
Amount Funded by the Temporary Alcohol Beverage License Fee	$ 2,500.00	$ 2,500.00
Amount Funded by the Temporary Alcohol Beverage License Fee from all Sources	$ 2,500.00	$ 2,500.00
Total Attendance	8000	10000
Total Tourists*	1000	600

*Tourists are generally defined as those who travel 50 miles or more to attend.

V. METHODS:
Please describe the methods used to capture the attendance data listed above (license plates, surveys, etc.): Estimates:
law, amusement sales, exhibitors, food sales, web hits, phone call logs, participation in events.

VI. FESTIVAL BUDGET:
Attach a report indicating what festival expenses were paid for using Temporary Alcohol Beverage License Fee for the fiscal year.

VII. ORGANIZATION SIGNATURE:
Provide signature of official with the organization verifying accuracy of above statements.

S. Enlow & S. Sprenne
Name

Co-Coordinators
Title

Susan H Enlow
Susan C Sprenne
Signature

December 22, 2014
Date

2014 SC Pelion Peanut Party

Advertising Budget

Attach a report indicating what festival expenses were paid for using Temporary Alcohol Beverage License Fee for the 2014 fiscal year:

2014 Expenditures Using $2500 TABLF:

Lexington Chronicle	$390.00
Office Depot	22.47
Paper Pro Gnat Bats	237.49
T-shirt Exp: Smoakhouse	643.53
UPS Store print copies	57.50
PHS Yearbook Ad	75.00
Website, Domain	436.03
PO Stamps Box etc.	211.80
Kirby Float (1)	350.00
SCFEA Membership	125.00
EC Publishing	335.00
Peach Festival Ad	150.00
Telephone (Verizon)	348.00
WZMJ (The Lake) Ad (radio)	150.00
Twin City News Ad	150.00
Lexington Printing (Program Book)	1507.63
SC Hometown Cookbook	244.21
Total	**$5433.66**

Free Advertising = Radio PSA (Doug Enlow 94.3 Carolina Country and 98.5 Oldies) done at no charge to Peanut Party value =$500.00; Entertainment Bands websites, Highlights Magazine, MCEC Living, Nash Radio Van, Channel 19 News.

P O Box 9
Lexington, SC 29071
(803) 359-7633

LEXINGTON COUNTY
Chronicle
AND
The Dispatch-News
SINCE 1870

PAID
07/11/2014

BILL TO

SC PEANUT PARTY #87
SUSAN ENLOW
PO BOX 386
PELION, SC 29123

Invoice

DATE	INVOICE NO.
7/11/2014	91992
P.O. NO.	TERMS

ITEM	DESCRIPTION	COL INCHES	RATE	AMOUNT
RETAIL AD	CHRONICLE/FISH WRAPPER AD 7-17-2014		390.00	390.00

pd
7-11-14
Ck# 4687
Week of July 16th

Thanks,
Hilda

	Total	$390.00

33rd Annual

S.C. Peanut Party

August 7-9, 2014

34th Annual S.C. Peanut Princess Pageant

Pelion, SC • Saturday, July 26th

10 a.m. Birth to 4 years

5:30 p.m. 5 to 21 married division

* Scholarships for 17-22 year olds

Boot Scootin' Boogie Peanut Pageant August 2

Information and Application: 606-9522 or 200-8173

susanenlow1@gmail.com

Entertainment Schedule

- Thurs. 7th — Karaoke & Dance (7pm-10pm)
- Fri. — Steele Justice Band (7pm-11pm)
- Sat. — Carolina Rebels Band (7pm-11pm)



Steele Justice Band



Carolina Rebels Band

Live entertainment, American Indian Demostration, Food, Crafts, Rides, Parade, Talent Show, PB&J Eating Contest, Frozen T-shirt Contest, Cornhole Tournament, Book Sale, P-nutty Cooking Contest, Peanuts-Your-Way Tent, Boiled Peanuts Galore!

"Peanuts...for the good life."

www.scpelionpeanutparty.com

OFFICE DEPOT #2196
5432 Sunset Blvd
Lexington, SC 29072
(803) 951-2721

04/04/2014 14.1.5 7:18 PM
STR 2196 REG4 TRN 2401 EMP 583935

SALE

Product ID	Description	Total
167060	BW SS Letter	
250 @ 0.10		25.00
Bulk @0.08		-5.00
	You Pay	**20.00SS**
861775	STAPLINGCORNER	
50 @ 0.02		1.00
	You Pay	**1.00SS**

Subtotal:	21.00
Sales Tax:	1.47
Total:	22.47
TeleCheck 00004678:	22.47

****

Total Office Depot Savings:
$5.00

When you provide a check as payment, you authorize us to use information from your check to process a one-time Electronic Funds Transfer(EFT) or draft drawn from your account, or process the payment as a check transaction. You also authorize us to process credit adjustments, if applicable. If your payment is returned unpaid, you authorize us to collect your payment and the Return Fee amount below by EFT(s) or draft(s) from your account.

ELECTRONIC CHECK

BILLING CONTROL	219620140404000040240 1
CHECK NUMBER	00004678
CHECK AMOUNT	22.47
TRACE ID	140031000002316515936 8
APPROVAL CODE	7435

RETURN FEE AMOUNT 30.00

GNAT BATS

Paper Pro
1039 Meeting Street
West Columbia, SC 29169

#007711 08/01/2014 1:50:26PM
01 CLERK01 000000

300@ 0.69	$207.00
Lexington 7%	
1@ 16.00	$16.00
Freight	
MDSE ST	$223.00
TAX1	$14.49

ITEMS 3010
Credit Card $237.49

THANK YOU !
PLEASE COME AGAIN

Ck# 4702

The UPS Store - #6045
1792 South Lake Dr.
Suite 90
Lexington, SC 29073
(803) 356-0877

08/01/14 04:44 PM

We are the one stop for all your
shipping, postal and business needs.

We offer all the services you need
to keep your business going.

001 000001 (003) T1 $ 50.00
Copies QTY 1000
Reg Unit Price $ 0.05
002 500200 (024) TO $ 4.00
FULL SERVICE CUTTING QTY 2
Reg Unit Price $ 2.00

SubTotal $ 54.00
7%Lexington (T1) $ 3.50
Total $ 57.50

Cash $ 60.00
Change $ 2.50-

Receipt ID 83180702396305888761 1002 Items
CSH: ANDREW Tran: 8149 Reg: 001

Thank you for visiting our store.
Google 6045 for our store's website.

Whatever your business and personal
needs, we are here to serve you.

We're here to help.
Join our FREE email program to receive
great offers and resources.

www.theupsstore.com/signup

449650 CHG 1/00

PLACE WRAP AROUND COVER
UNDER TOP SET BEFORE WRITING

AD contract

Pelion High School, The Pelonian
Name of School • Name of Yearbook

600 Lydia drive, Pelion, SC 29123 803-821-2200
School Address • Telephone Number

SC Pelion Peanut Pary — Shirley G. Sprenne
Business/Service Name (please print) — Contact

Po Box 386
Address

Pelion — SC — 29123 — 803-785-3272
City — State — Zip — Area Code/Phone Number

TYPE OF AD	AD SIZE	PAYMENT
☑ Business	☐ Businesscard	☐ Cash $
☐	☐	☑ Check $ 75.00
☐	☐	☐ Bill $
☐ Yearbook $	TOTAL SALE	AT:

Check above to purchase a yearbook.

CK# 4618

AD COPY • ARTWORK/PHOTO INSTRUCTIONS:

Sent to Amber R. by email 7-22-13

Artwork should be black or a dark color on a white background

FOR STAFF USE ONLY:

- ☐ Contract approved
- ☐ Copy received
- ☐ Artwork received
- ☐ Photo received
- ☐ Ad proofed
- ☐ Invoice sent
- ☐ Payment received
- ☐ Other notes

Staff Representative Signature — Shirley G. Sprenne (Customer Signature) — 7-22-13 (Date)

Original to Advertiser • Copy to Staff

jostens

Printed in U.S.A. ©2000 JOSTENS, Inc. #1348

Paid
Credit Card
(04/26/2014 09:02)

Thank You! Your payment was successful.

Invoiced To	Pay To
Ann Smoak PO Box 685, Pelion, South Carolina, 29123 United States	beHosting.com 27550 Clark Road Wellington, OH 44090

Invoice #B-5846
Invoice Date: 03/28/2014
Due Date: 04/27/2014

Description	Amount
Domain Renewal - scpeanutparty.com - 1 Year/s (04/27/2014 - 04/26/2015)	$17.50 USD
Sub Total:	**$17.50 USD**
Credit:	**$0.00 USD**
Total:	**$17.50 USD**

Transactions

Transaction Date	Gateway	Transaction ID	Amount
04/26/2014	Credit Card	6125202198	$17.50 USD
		Balance:	**$0.00 USD**

« Back to Client Area | Download | Close Window

1&1 Internet Inc.
701 Lee Road
Suite 300
Chesterbrook, PA 19087
USA

Invoice Date:	05/31/2014
Customer ID:	216462610
Contract ID :	44108216
Invoice No. :	202007089378

Ann Smoak
po box 685
951 Pine Street

Pelion, SC 29123
UNITED STATES

Customer Service
E-Mail: billing@1and1.com
http://www.1and1.com

Invoice Summary (1&1 MyWebsite Premium)

Billing period starting: 05/29/2014

Item	No.	Service	Charges	Usage	Total
1	12709	**Basic Fee** 05/29/2014-06/02/2014 - Cancellation of invoice-item 202006270491/1	Partial Credit (Switch Package)	0.13 mo	$ -1.29
2	41455	Basic Fee 05/29/2014-05/29/2015 s468666293.initial-website.com scpelionpeanutparty.com	$34.99 a month	12 mo.	$ 419.88
3	1005127	Special Offer Discount for line-item 2	Special Offer		$ -60.00
Total amount due					**$ 358.59**

The total amount due will be charged to your credit card. Thank you.

1&1 Internet Inc.
701 Lee Road
Suite 300
Chesterbrook, PA 19087
USA

Invoice Date:	03/04/2014
Customer ID:	216462610
Contract ID :	44108216
Invoice No. :	202006270491

Ann Smoak
po box 685
951 Pine Street

Pelion, SC 29123
UNITED STATES

Customer Service
E-Mail: billing@1and1.com
http://www.1and1.com

Invoice Summary (1&1 MyWebsite - Basic Package (12 month term))

Billing period starting: 03/02/2014

Item	No.	Service	Charges	Usage	Total
1	12709	Basic Fee 03/02/2014-06/02/2014 s468666293.initial-website.com scpelionpeanutparty.com	$9.99 a month	3 mo.	$ 29.97
Total amount due					**$ 29.97**

The total amount due will be charged to your credit card. Thank you.

Print

1&1 Internet Inc.
701 Lee Rd.
Suite 300
Chesterbrook, PA 19087
USA

Ann Smoak
po box 685
951 Pine Street
Pelion, SC 29123

Invoice Date:12/02/2013
Account number:216462610
Contract Number:44108216
Invoice Number:202005432037

Service/Package	Unit/Usage	Total
Basic Fee (12/02/2013-03/02/2014 s468666293.initial-website.com scpelionpeanutparty.com: $9.99 a month)	3 mo.	$29.97 (Sales tax0.00%)
	Subtotal	$29.97
	Sales tax	$0.00
	Total amount due	$29.97

SCPPP
Ck# 4722

PELION
PELION, South Carolina
291238992
4518030123 -0099
08/07/2014 (803)894-3466 09:46:00 AM

Sales Receipt

Product Description	Sale Qty	Unit Price	Final Price
(Forever) Star-Spangled Banner PSA Coil/100	1	$49.00	$49.00

Total: $49.00

Paid by:
Personal Check $49.00

Order stamps at usps.com/shop or call 1-800-Stamp24. Go to usps.com/clicknship to print shipping labels with postage. For other information call 1-800-ASK-USPS.
****
****
Get your mail when and where you want it with a secure Post Office Box. Sign up for a box online at usps.com/poboxes.
****
****

Bill#: 1000100609600
Clerk: 02

All sales final on stamps and postage
Refunds for guaranteed services only
Thank you for your business

HELP US SERVE YOU BETTER

TELL US ABOUT YOUR RECENT
POSTAL EXPERIENCE

Go to:
https://postalexperience.com/Pos

#4691
Parade postage

PELION
PELION, South Carolina
291238992
4518030123 -0099
06/16/2014 (803)894-3466 09:01:02 AM

Sales Receipt

Product Description	Sale Qty	Unit Price	Final Price
(Forever) Star-Spangled Banner PSA Coil/100	1	$49.00	$49.00

Total: $49.00

Paid by:
Personal Check $49.00

Order stamps at usps.com/shop or call 1-800-Stamp24. Go to usps.com/clicknship to print shipping labels with postage. For other information call 1-800-ASK-USPS.
****
****
Get your mail when and where you want it with a secure Post Office Box. Sign up for a box online at usps.com/poboxes.
****
****

Bill#: 1000100584977
Clerk: 02

All sales final on stamps and postage
Refunds for guaranteed services only
Thank you for your business
****
****
HELP US SERVE YOU BETTER

Go to: https://postalexperience.com/Pos

TELL US ABOUT YOUR RECENT
POSTAL EXPERIENCE

YOUR OPINION COUNTS
****
****

Customer Copy

SC PPP
PO Box 2616

PELION
PELION, South Carolina
291238992
4518030123 -0099
08/07/2014 (803)894-3466 09:51:38 AM

Sales Receipt

Product Description	Sale Qty	Unit Price	Final Price
Renew PO Box			$60.00

Name: SPRENNE, SHIRLEY
SOUTH CAROLINA PEANUT PARTY
Customer Number: F44377040102
ZIP Code: 29123
Box Size: 2
Box/Call Number: 386
Period: Annual (12 months) (09/01/2014 - 08/31/2015)

Visit ID: 81250424

Total: $60.00

Paid by: Personal Check $60.00

Order stamps at usps.com/shop or call 1-800-Stamp24. Go to usps.com/clicknship to print shipping labels with postage. For other information call 1-800-ASK-USPS.
****
****
Get your mail when and where you want it with a secure Post Office Box. Sign up for a box online at usps.com/poboxes.
****
****

Bill#: 1000100609634
Clerk: 02

All sales final on stamps and postage
Refunds for guaranteed services only
Thank you for your business

HELP US SERVE YOU BETTER

TELL US ABOUT YOUR RECENT POSTAL EXPERIENCE

Go to:
https://postalexperience.com/Pos

Or scan this code with your mobile device.

YOUR OPINION COUNTS

Customer Copy

KIRBY PARADE FLOATS LLC
www.KirbyParadeFloats.com

783 Muddy Springs Road
Lexington, SC 29073

Telephone: 803.359.3134 *A. D. Kirby, Owner* *Fax: 803.520.6130*

Rental Agreement

Kirby Parade Floats LLC cannot be held responsible for accidents and/or injuries caused by the negligence of others.

Date: 06-23-2014 (Floats are reserved upon receipt of rental fee, and this signed agreement.)
This Rental agreement is void unless rental fee is paid with-in 15 days of date on agreement.

Rental Fee: $ ~~700.00~~ $ 350.00 (UNITS # ~~14~~ & 15)

This is a rental agreement between Kirby Parade Floats, LLC and SC Peanut Party Parade for 2 floats, on (Date) 08-09-2014 for (Parade) Peanut Party, in (Location) Pelion, SC.

The following information also applies: Parade Time: 10:00 A.M. Line-up Number: ____
Location for Float Set-up: _____

Float Rules: PLEASE READ FLOAT RULES (listed for your safety and comfort)

1. Food, drink, gum, or liquids of any kind are **not allowed** on the float. (No Bubble Soap)
2. Live animals are **not allowed** on the float.
3. All children (under 18), or handicapped persons must be attended by a responsible adult.
4. The maximum weight allowed on the float is **3,000 pounds**. **(NEVER MORE THAN 15 PEOPLE, Includes responsible adults)**
5. The renter is responsible for damage to the float, and ensuring that passengers act appropriately and comply with float rules. (Kirby Parade Floats, LLC reserves the right of decision of compliance.)
   (Passengers that do not comply, to float rules, will not be allowed to ride the float.)
6. Tape **can not** be used to apply signs, banners, decorations, etc. (Driver will bring a staple gun.)
7. Riders will be allowed on the float 15 minutes prior to parade start time and must exit the float once reaching the parade "end" site. **(Riders are not returned to parade start site.)**
8. Please do not use tobacco products on the float.
9. Once the parade has started, riders are not allowed on or off of the float until the end of the parade.
   (Please do not extend body parts over the sides of the float, before, during, or after the parade.)

Please note, float colors and props are subject to change and special orders are non-refundable.
All special orders must be paid in full 3 months before parade date.

Upon receipt of the rental fee and this signed agreement, Kirby Parade Floats LLC will reserve the agreed upon float(s) for requested parade.

There will be a $ 35.00 fee charged for all returned checks.

Should any unforeseen circumstance prevent Kirby Parade Floats, LLC from providing the requested float(s) at the designated parade, a refund will be sent to you. If you cancel a parade float rental after rental fee has been paid, you will not be reimbursed, unless the parade has been canceled, (Parade must be canceled 24 hours before parade start time) In a case such as this, you will receive a 75% reimbursement. Special Orders are not reimbursed. Floats pictured on the web site: www.kirbyparadefloats.com are subject to color and prop changes.

Susan Enlow 8-4-14
Signature of Renter **Date**

Signature of Kirby Floats Representative **Date**

SUSAN ENLOW THANKS!
Printed Name of Renter

A.D. Kirby
Printed Name of Representative

Banners: (All Banners are property of Kirby Parade Floats) (One Set with Each Float Ordered - Not More Than Four Words)
(All Extra Banners $ 25.00 Each) Float # 14 - SC PRINCESS PAGEANT QUEENS Float # 15 - Grand Marshal: SC GROWN "It's a Matter of Taste"

AS PER CONVERSATION W/DIANE ONLY 1 FLOAT NEEDED 8-4-14

Pd Ck # 3734

RECEIPT

SC Pelion Peanut Party
Shirley Sprenne
PO Box 386
Pelion, SC 29123

Thank you for your payment!

Date	Description	Amount Paid
2/16/2014	Annual Membership Dues Membership Type: BUDGETS $50,000 & UNDER Daid Paid: 1/22/2014 Next renewal: November 30, 2014	$125

TOTAL PAID: $125

Payments should be sent to:
SCFEA
Post Office Box 42205 * Charleston, SC 29423
Phone: (843) 614-2357
info@scfea.com * www.scfea.com

INVOICE

EC Publishing, Inc
FESTIVAL MAGAZINES
North Carolina, South Carolina, Virginia
Keith Robinson, Publisher
PO Box 845 Abingdon, Virginia 24212
BUS: (800) 357-0121
FAX: (276) 739-0015
Email: publisher@ecpub.net

INVOICE #9428	
DATE: 4/9/14	PO #:

BILL TO:
Attn: Susan Enlow
PO Box 191
Pelion, SC 29123

DESCRIPTION:
SC Pelion Peanut Party

This invoice constitutes a legally binding contract.

AD SIZE	RATE	INSERTIONS/ EDITIONS	ISSUES	DESCRIPTION	NET AMOUNT
1/4 4C	$335.00 ea	1 - SC	☐ JAN/FEB ☐ MAR/APR/MAY ☒ JUN/JUL/AUG ☐ SEP/OCT/NOV/DE	☒ CALENDAR ☒ MAP ☒ CLASSIFIED ☐ MARKET ☒ DISPLAY ☐ WWW ☒ ARTICLE ☒ PHOTO	$335.00
				TOTAL DUE:	$335.00

Pd ck# 4692 7-3-14

NOTES: OK EK

NOTICE: Without prior written permission, all unpaid balances will be forwarded for collection after ninety (90) days.

Payment is due upon receipt. Please include invoice number on check and remit to:
EC Publishing Inc • P.O. Box 845 • Abingdon, VA 24212

Lexington County Peach Festival
July 4th

P.O. Box 103, Gilbert, SC 29054
www.LexingtonCountyPeachFestival.com Phone: (803) 892-5207 Fax: (803) 892-6955

INVOICE FOR AD IN 2014 PROGRAM BOOK

Peach Festival Program Ad

1 page **SC Pelion Peanut Party**

Cost of Ad	$150
Amount Paid	
Balance Due	$150

Thank you so much for being a part of the 56th Lexington County Peach Festival through your advertisement in our 2014 program book or through your sponsorship. We appreciate so much your support of the Festival.

We usually send our bills after the book has come out, but I have had so many requests to get the bill out earlier that I am sending my first mailing at this time. I will do another mailing when books are published if you prefer to wait until you have received your program book in June.

Send Payment to:

Lexington County Peach Festival
c/o Mrs. Mary Ellis, Treasurer
P.O. Box 103
Gilbert, SC 29054

Rcd Ck # 4674
5-13-14

Shirley Sprenne
SC Pelion Peanut Party
P.O. Box 386
Pelion, SC 29123

LEXINGTON
Verizon Wireless
5596 Sunset Blvd
Lexington, SC 29072
(803)808-2009
03/28/2014 01:47:51 PM

Ord# 539996
Ord Loc: SCP209901

Ord Ty: CP
Reg: 63

Mobile#/Acct#: 8036060467

Payment: $84.00
Paid By: CHECK

I authorize presentment of my check as an Electronic Funds Transfer (EFT) or bank draft, which will be used to debit from my checking account the amount of the check. I agree that if the EFT or bank draft is returned unpaid, I will pay a service charge in the amount of $25 which may also be deducted from my account using an EFT or bank draft

Thank You

****
****

Save $20 on the
Logitech UE Mini Boom,now just $79.99.
Ultra compact speaker that wirelessly
streams music up to 50 feet away.
Use as a speakerphone for clear calls.

Ask a Specialist for assistance.
****

677
160/532

Security Features Details on Back

657
60/532

Security Features Details on Back.

LEXINGTON
Verizon Wireless
5596 Sunset Blvd
Lexington, SC 29072
(803)808-2009
01/31/2014 01:26:15 PM

Ord# 526135
Ord Loc: SCP209901

Ord Ty: CP
Reg: 62

Mobile#/Acct#: 8036069522

Payment: $222.72 60.00 scppp
Paid By: CHECK

I authorize presentment of my check as an Electronic Funds Transfer (EFT) or bank draft, which will be used to debit from my checking account the amount of the check. I agree that if the EFT or bank draft is returned unpaid, I will pay a service charge in the amount of $25 which may also be deducted from my account using an EFT or bank draft

Thank You

****
****

Save $10 on our Accessory of the Month.
For a limited time, get the UP y Jawbone
for only $119.99, regular price $129.99.

The wristband allows you to keep tabs
on your level of activity, calories
burned, sleep quality and more.
****

6985315878010313629929000010000283500000282723

104-53

NOTICE: Bank account and routing numbers will be retained to enable future payments by phone or online. To opt out, call 1-866-544-0401.

LEXINGTON
Verizon Wireless
5596 Sunset Blvd
Lexington, SC 29072
(803)808-2009
05/31/2014 09:02:05 AM

Ord# 555808
Ord Loc: SCP209901

Ord Ty: CP
Reg: 62

Mobile#/Acct#: 8036069522

Payment: $98.00
Paid By: CHECK

I authorize presentment of my check as an Electronic Funds Transfer (EFT) or bank draft, which will be used to debit from my checking account the amount of the check. I agree that if the EFT or bank draft is returned unpaid, I will pay a service charge in the amount of $25 which may also be deducted from my account using an EFT or bank draft

Thank You

****
****

Save $10 and go hands-free in your car with the Motorola Roadster 2 Portable Bluetooth Speaker, now just $89.99. Just clip the speaker to your car visor and start speaking to initiate and respond to calls and texts.

Ask a Specialist for assistance.

LEXINGTON
Verizon Wireless
5596 Sunset Blvd
Lexington, SC 29072
(803)808-2009
04/30/2014 09:04:33 AM

Ord# 547760
Ord Loc: SCP209901

Ord Ty: CP
Reg: 62

Mobile#/Acct#: 8036060467

Payment: $106.00
Paid By: CHECK

I authorize presentment of my check as an Electronic Funds Transfer (EFT) or bank draft, which will be used to debit from my checking account the amount of the check. I agree that if the EFT or bank draft is returned unpaid, I will pay a service charge in the amount of $25 which may also be deducted from my account using an EFT or bank draft

Thank You

****
****

Save $10 on the LG Tone Pro Bluetooth Stereo Headset, now just $59.99.

Experience authentic sound while talking hands-free or listening to music.

Ask a Specialist for assistance.
****

#61673

LEXINGTON
Verizon Wireless
5596 Sunset Blvd
Lexington, SC 29072
(803)808-2009
02/28/2014 11:25:18 AM

Ord# 532727
Ord Loc: SCP209901

Ord Ty: CP
Reg: 62

Mobile#/Acct#: 8036069522

Payment: $74.00
Paid By: CHECK

I authorize presentment of my check as an Electronic Funds Transfer (EFT) or bank draft, which will be used to debit from my checking account the amount of the check. I agree that if the EFT or bank draft is returned unpaid, I will pay a service charge in the amount of $25 which may also be deducted from my account using an EFT or bank draft

104-54

Thank You

****
****

Save $10 on the mophie powerstation 4000, now just $69.99. Quickly charge all of your USB devices on the go with this powerful and sleek portable battery.

Ask a Specialist for assistance.
****

PAY TO THE ORDER OF
FOR

INVOICE



WZMJ-FM 93.1
Lake Murray Communications, LLC.

INVOICE #2014-08PPP
DATE: AUGUST 4, 2014

109 R Old Chapin Road
Lexington, SC 29072

SC Pelion Peanut Party
Attn: Shirley Sprenne
PO Box 386
Pelion, SC 29123

AMT	DESCRIPTION	LINE TOTAL
	Date: Invoice Date Sales Person: Mike Anderson Product: *Regular Schedule* Terms: Net 30 Balance Due: $150.00	
	August, 2014: INVOICE FOR (PACKAGE) ADVERTISING	$150.00
		$150.00

Pd ck # 4717
8/4/14

Please make checks payable to Lake Murray Communications

THANK YOU FOR YOUR BUSINESS!

785-7651

Statement

THE BRUNER PRESS, INC.

Publishers of

THE TWIN-CITY NEWS

P.O. Box 2529

Batesburg-Leesville, SC 29070-2529

Pdch # 4718

8-6-14

SC Pelion Peanut Party
attn: Shirley Greene
PO Box 386
Pelion, SC 29123

	DATE	DESCRIPTION OR REFERENCE	CHARGES	✓	PAYMENTS OR CREDITS	BALANCE	CR. ✓
F		PREVIOUS BALANCE					
	7/31/14	15" ad	75 00			75 00	
	8/7/14	15" ad	75 00			150 00	
3							
4							
5							
6							
7							
8							
9							
10							
11							
12							

Lexington Printing, LLC

P.O. Box 4672
West Columbia, SC 29171
(803) 356-2009
FAX (803) 356-1163

Invoice

Date	Invoice No.
07/29/14	71805

Bill To:
Pelion Peanut Festival
PO Box 386
Pelion, SC 29123

Ship To:
Pelion Peanut Festival
PO Box 386
PElion, SC 29123

P.O. Number	Ship Date
Shirley	07/29/14

Quantity	Item	Description	Price Each	Amount
1,000	Printing	2014 Program Books 6x9 24-pages + Cover Text on 80# Gloss Text Black Ink & Cover on 80# Gloss Cover Color over Black Ink Saddlestitched	0.869	869.00T
	Printing	Typeset & Design 9 Hours at $60.00 per Hour	540.00	540.00T
		Sales Tax	7.00%	98.63

PAY THIS INVOICE -
NO STATEMENT RENDERED

Pd ck#4720
8-6-14

TERMS: Invoice amount immediately due and payable. A time-price differential (Finance Charge) of 1.5% per month ($2.00 minimum) will be charged in past due charges not paid within 30 days. If any unpaid balance is referred for collection, you will pay, to the extent permitted by law, reasonable collection fees incurred by us in collecting the balance.

Total	$1,507.63

Thank You

Received by _____ 104-57 _____ Date _____

Great American Publishers

171 Lone Pine Church Road
Lena, MS 39094
601.854.595... www.greatamericanpublishers.com

Invoice

Date	Invoice #
7/14/2014	35868

Bill To

South Carolina Pelion Peanut Party
Shirley Sprenne
206 Pine Street
Pelion, SC 29123

Ship To

Pelion Branch Library
Shirley Sprenne
206 Pine Street
Pelion, SC 29123

P.O. Number	Terms	Rep	Sold Date	Ship	Via	Due Date
Shirley	Net 30	Phone	07/14/2014	7/14/2014	UPS	8/13/2014

Quantity	Description	Price Each	Amount
24	South Carolina Hometown Cookbook • $18.95 Retail	9.475	227.401
	Shipping	17.31	17.31
	UPS Package 1 Tracking #: 1Z31W11Y0391710804		
	Out-of-state sale, exempt from sales tax	0.00%	0.00



Pd by phone
W/Check #4745
$244.71
8-12-14

PLEASE PAY FROM THIS INVOICE

Total	$244.71
Balance	$244.71

Call us toll-free 1.888.854.5954 with any questions. Thank you for your order!

Payment Receipt

Great American Publishers
171 Lone Pine Church Road
Lena, MS 39094

Received From:
South Carolina Pelion Peanut Party
South Carolina Pelion Peanut Party
Shirley Sprenne
206 Pine Street
Pelion, SC 29123

Date Received	08/11/2014	**Payment Amount**	$244.71
Payment Method	E-Check		
Check/Ref. No.			

Invoices Paid

Date	Number	Amount Applied
07/14/2014	35868	-$244.71

County of Lexington
TEMPORARY ALCOHOL BEVERAGE LICENSE FEE
FY2015/16



APPLICATION

1. Name of Festival: Chapin Labor Day Festival & Parade
2. Sponsoring Organization: Town of Chapin, SC
   Mailing Address: PO Box 183, Chapin, SC 29036
3. Festival Director:
   Name Karen Owens Title Director of Communications
   Telephone 803-575-8039 Alternate Telephone 803-413-6789
   Fax Number 803-345-0427
   Email karen@chapinsc.com
4. Festival Website: www.chapinsc.com
5. Event Category (*Check One*):
   ◉ Festival: _____
   ○ Other – Pursuant to State Statute Section 61-6-2010: _____
6. Festival Timeline *(Actual Dates of Festival)*: Sept. 5 - 7, 2015
7. Location of Festival: Clark & Beaufort Streets in downtown Chapin
8. How many people do you expect to attend? 18,000 -20,000
9. Festival Budget: **Request for funds must meet the requirements of Chapter 61, Section 61-6-2010, SC Code of Laws, 1976, as amended.**
   a. Estimated cost for this project: $ 15,000
   b. Amount of funds requested for this project: $ 2500
   c. This request equals what percent of the total Festival Budget? 16 %
10. Has your festival previously received Temporary Alcohol Beverage License Fee funding?
    ■ Yes ☐ No
    a. If yes, state year 2014, amount $ 2500, source Lex Cty TABL, and purpose: for 2014 Labor Day Festival & Parade
    b. For each award year, did you expend 100% of the Temporary Alcohol Beverage License Fee funds you received? ■ Yes ☐ No
    c. If no, please explain: _____

11. Type of Organization:

Please check one:

- ○ County Government
- ◉ Municipal
- ○ Non-profit Organization
- ○ Community service club, church, etc.
- ○ Other: _____

Note: For-profit organizations are not eligible for funding.

12. Festival description - please attach a report with the following information:

a. General description of the festival and brief history of the organization
b. State the benefit that this festival will serve toward promoting tourism and the Lexington County Community
c. Total attendance to the festival versus the number of total tourists in attendance
d. Economic impact generated by tourism to the festival
e. Overall description of how the festival attracts and promotes tourists to the area and **specifically how the Temporary Alcohol Beverage License Fee funds were used to accomplish this**, i.e. brochures - $300, etc.
f. Additional comments: See attached

Signature of Festival Director:

Karen Owens	Director of Communications
Name	Title
Signature	Date Jan. 9, 2015

ORIGINAL APPLICATION DUE BY:
FRIDAY, JANUARY 9, 2015
FY15/16 Festival Application
Lexington County Council
212 South Lake Drive, Suite 601
Lexington, SC 29072

County of Lexington

TEMPORARY ALCOHOL BEVERAGE LICENSE FEE
FY2015/16

FUNDING SOURCES

Organization: Town of Chapin

List of Funding Sources	Actual 2013/14	Current 2014/15	Estimated 2015/16
Advertising Program	$ 4,700.0(	$ 5,450.00	$ 5,800.00
Lexington County Alcohol Fee	$ 2,500.0(	$ 2,500.00	$ 2,500.00
Vendors	$ 2,000.0(	$ 3,400.00	$ 4,600.00
Carnival Fee	$ 100.00	$ 180.00	$ 200.00
Floats	$ 550.00	$ 825.00	$ 5,000.00
Entertainment Fees	$ 300.00	$ 175.00	$ 300.00
Tshirt sales	$ 0.00	$ 485.00	$ 500.00
	$ 10,150.(	$ 13,015.0	$ 18,900.00

County of Lexington
TEMPORARY ALCOHOL BEVERAGE LICENSE FEE
FY2015/16

EXPENDITURES

Organization: Town of Chapin

List of Expenditures	Actual 2013/14	Current 2014/15	Estimated 2015/16
Advertising & Promotion	$ 5,000.0(	$ 5,069.58	$ 5,500.00
Custodial (clean up) & Portojohns	$ 2,059.0(	$ 2,684.56	$ 2,550.00
Entertainment/Awards	$ 1,500.0(	$ 1,917.00	$ 1,450.00
Program design/printing	$ 2,000.0(	$ 2,320.00	$ 2,000.00
Parade and talent show rentals	$ 5,000.0(	$ 3,033.33	$ 2,550.00
Miscellaneous	$ 691.00	$ 28.88	$ 885.00
	$ 16,250.(	$ 15,053.3	$ 14,935.00

Clear Forms | Print Forms | Save Forms

County of Lexington
TEMPORARY ALCOHOL BEVERAGE LICENSE FEE
FINAL REPORT
CURRENT FY 2014/15

I. FESTIVAL INFORMATION:
Organization Name: Town of Chapin

Festival Name: Chapin Labor Day Festival & Parade

Contact Name: Karen Owens Phone: 803-575-8039

II. FESTIVAL COMPLETION:
Were you able to complete the festival as stated in your original application? (●) Yes ( ) No
If no, state any problems you encountered:

III. FESTIVAL SUCCESS:
Please share any additional comments regarding the festival (e.g., lessons learned, successes, problems encountered, etc.):
See attached

IV. FESTIVAL ATTENDANCE:
Record numbers in table below as requested by the Tourism Expenditure Review Committee. Numbers are to reflect attendance and funds received for festivals for current and previous year.

	2014/15 Current Year	2013/14 Previous Year
Total Budget of Festival	$ 15,053.00	$ 16,250.00
Amount Funded by the Temporary Alcohol Beverage License Fee	$ 2,500.00	$ 2,500.00
Amount Funded by the Temporary Alcohol Beverage License Fee from all Sources		
Total Attendance	20,000	19,000
Total Tourists*	8000	7600

*Tourists are generally defined as those who travel 50 miles or more to attend.

V. METHODS:
Please describe the methods used to capture the attendance data listed above (license plates, surveys, etc.):
Observation, traffic and parking, vendor estimates, parade entries/participants

VI. FESTIVAL BUDGET:
Attach a report indicating what festival expenses were paid for using Temporary Alcohol Beverage License Fee for the fiscal year.

VII. ORGANIZATION SIGNATURE:
Provide signature of official with the organization verifying accuracy of above statements.

Karen Owens — Name
Director of Communications — Title
Signature
Jan. 9, 2015 — Date

2015/16 Application Information

12. Chapin Labor Day Parade and Festival Overview and Description

a. The Chapin Labor Day Parade and Festival will enter its 36th year in 2015, and continues to serve as Chapin's signature public event that brings thousands of residents and visitors to this lakeside community for an extended weekend of activities. The weekend kicks off on Saturday morning with a 5K Race coordinated by the Irmo Chapin Recreation Commission to benefit its senior programs, including Meals on Wheels. On Sunday afternoon, there are community concerts that bring individuals and families out for fun and inspiring entertainment. Then on Monday, the festival goes full throttle with 90+ street vendors lining historic Beaufort and Clark Streets selling food, arts and crafts, and other novelties; a Children's Carnival with rides and activities for younger families; a Classic Car Show featuring a variety of late model automobiles; an annual book sale by the Chapin Branch library; model train display at the old Fire Station/American Legion Post; musical concerts by local artists; and the 100+ entry annual parade that has welcomed local, state and national figures over the years.

b. This long-time annual festival is a popular destination for people throughout the Midlands, South Carolina and beyond, much like its fellow Lexington County festivals (Peach, Poultry, Collard, Okra Strut, etc.). Roughly 20,000 people come out to participate each year in this end-of-summer send off, which generates a huge impact on local restaurants, shops, and the participating vendors. Several of Chapin's local non-profit organizations and schools also raise vital funds that support their causes by serving as food vendors or providing essential festival services such as parking, festival set up and clean up, and public safety. And 50 % of the vendors come from outside of the Midlands and potentially stay in nearby hotels the night preceding the festival.

c. Attendance estimates for 2014 were 20,000, with approximately 40% of attendees coming from outside the area.

d. Vendors do not provide the Town with their sales information but a conservative estimate of minimum spending by individuals in attendance of $7 a person, would generate a minimum of $140,000 in revenues and additional sales generated after the festival is not tracked either. Whatever is generated, the impact is far greater than the money spent to put the festival on, because it creates community pride, encourages a diverse group of people to work together for a common cause, generates new visitors to our community as well as positive publicity for our town.

e. The money ($2500) received from Lexington County through its Temporary Alcohol Beverage License Fee funds was used to support advertising and promotions as follows:

$1000 radio advertising schedule on Z 93 FM The Lake
$926 print and online advertising

$319 towards event Tshirts that were sold prior to event at various locations
$255 promotional signs

f. We were fortunate to partner with Lake Murray Country Tourism Board to cross promote our Labor Day Festival with the Forrest Wood Cup Fishing Tournament which took place two weeks prior to the festival. They provided us with 30 two-sided street banners that were on display on the two main Chapin transportation corridors, Columbia Avenue and Chapin Road (Hwy 76) beginning in early June. This partnership helped save the festival more than $2500 in promotional expenses. We hope to partner with them again in 2015.

2014-15 Recap

III. Please share any additional comments regarding the festival (e.g., lessons learned, successes, problems encountered, etc.): This was my first year coordinating the festival after the previous 34 years managed by Mayor Stan Shealy. We also lost several of the previous committee members who retired along w Stan so I had a quick learning curve. We paid for some items and services that had been donated in past that I was unaware of. We also took a risk on having event Tshirts made but vendor got to us later than we hoped so sales were not as good as we anticipated. Overall, it went extremely well as we had 115 parade entries, sold out the vendor area with 94 and a waiting list. We will make adjustments for 2015.

VI: The money ($2500) received from Lexington County through its Temporary Alcohol Beverage License Fee funds was used to support advertising and promotions as follows:

$1000 radio advertising schedule on Z 93 FM The Lake
$926 print and online advertising
$319 towards event Tshirts that were sold prior to event at various locations
$255 promotional signs

$2500

2015 Labor Festival Budget

		2015 Budget	2014 Actual
Income			
Advertising Program		$5,800.00	$ 5,575.00
Tshirt sales		$500.00	$ 485.00
Lex Co Alcohol Fee		$2,500.00	$ 2,500.00
Vendors		$4,600.00	$ 3,400.00
Carnival fee		$200.00	$ 180.00
Float registrations		$5,000.00	$ 825.00
Talent contest entries		$300.00	$ 175.00
	Total	$18,900.00	$13,140.00
Expenses			
Chapin Talent Contest			
	Sound	$800.00	$ 800.00
	Coordinatic	$0.00	$ 400.00
	Prizes	$450.00	$550.00
	Trophies	$50.00	$ 29.90
Boy Scout clean up		$250.00	$ 250.00
Lions Club parking		$200.00	$ 280.00
Legion Post cleanup		$500.00	$ 500.00
Rentzall Tents, Chairs Stage		$2,200.00	$ 2,683.33
Trophies		$150.00	$ 138.03
Signs/Banners		$3,000.00	$ 255.73
Electric maintenance		$100.00	$ -
Portojohns		$1,500.00	$ 1,654.56
Program printing		$1,500.00	$ 1,480.96
Layout/Design of program		$500.00	$ 840.00
Logo design		$150.00	$ 150.00
Meals for Law Enforcement		$75.00	$ -
Newberry Car Buffs		$50.00	$ 398.88
Footballs for police		$0.00	$ 419.95
Candy		$30.00	$ 28.88
Float rental		$350.00	$ 350.00
Advertising		$1,500.00	$ 1,926.00
Tshirts		$1,000.00	$ 2,046.46
Magnets		$80.00	$ 78.56
Photography		$500.00	$ 700.00
	Total	$14,935.00	$ 15,961.24
	Net	$3,965.00	$ (2,821.24)

County of Lexington
TEMPORARY ALCOHOL BEVERAGE LICENSE FEE
FY2015/16

APPLICATION

1. Name of Festival: IRMO OKRA STRUT FESTIVAL
2. Sponsoring Organization: TOWN OF IRMO
   Mailing Address: PO BOX 406, IRMO, SC 29063
3. Festival Director:
   Name BOB BROWN Title TOWN ADMINISTRATOR
   Telephone 803-781-7050 Alternate Telephone
   Fax Number 803-749-2743
   Email rbrown@townofirmosc.com
4. Festival Website: www.irmookrastrut.com
5. Event Category (*Check One*):
   ☒ Festival:
   ☐ Other – Pursuant to State Statute Section 61-6-2010:
6. Festival Timeline *(Actual Dates of Festival)*: 9-25-15 THRU 9-26-15
7. Location of Festival: 7507 EASTVIEW DRIVE (COMMUNITY PARK OF IRMO)
8. How many people do you expect to attend? 25,000
9. Festival Budget: **Request for funds must meet the requirements of Chapter 61, Section 61-6-2010, SC Code of Laws, 1976, as amended.**
   a. Estimated cost for this project: $ 154,000
   b. Amount of funds requested for this project: $ 2,500
   c. This request equals what percent of the total Festival Budget? > 1 %
10. Has your festival previously received Temporary Alcohol Beverage License Fee funding?
    ☒ Yes ☐ No
    a. If yes, state year 2014, amount $ 2,500, source Lexington County, and purpose: MARKETING EXPENSES
    b. For each award year, did you expend 100% of the Temporary Alcohol Beverage License Fee funds you received? ☒ Yes ☐ No
    c. If no, please explain:

11. Type of Organization:

Please check one:

- ☐ County Government
- ☒ Municipal
- ☐ Non-profit Organization
- ☐ Community service club, church, etc.
- ☐ Other: _____

Note: For-profit organizations are not eligible for funding.

12. Festival description - please attach a report with the following information:

a. General description of the festival and brief history of the organization
b. State the benefit that this festival will serve toward promoting tourism and the Lexington County Community
c. Total attendance to the festival versus the number of total tourists in attendance
d. Economic impact generated by tourism to the festival
e. Overall description of how the festival attracts and promotes tourists to the area and **specifically how the Temporary Alcohol Beverage License Fee funds were used to accomplish this**, i.e. brochures - $300, etc.
f. Additional comments: _____

Signature of Festival Director:

ROBERT M. BROWN
Name

TOWN ADMINISTRATOR
Title

Signature

2/5/15
Date

ORIGINAL APPLICATION DUE BY:
FRIDAY, JANUARY 9, 2015
FY15/16 Festival Application
Lexington County Council
212 South Lake Drive, Suite 601
Lexington, SC 29072

County of Lexington
TEMPORARY ALCOHOL BEVERAGE LICENSE FEE
FY2015/16

FUNDING SOURCES

Organization: IRMO OKRA STRUT FESTIVAL

List of Funding Sources	Actual 2013/14	Current 2014/15	Estimated 2015/16
Lexington Medical Center	15,000	15,000	15,000
Palmetto Health Baptist	~~0~~	12,000	12,000
Booth Rentals	11,460	10,891	11,000
Parade Sponsors	2,100	1,300	5,000
ABC Alcohol Tax (STATE)	9,430	12,652	10,000
Vendor Sales	114,685	110,885	112,500

County of Lexington
TEMPORARY ALCOHOL BEVERAGE LICENSE FEE
FY2015/16

EXPENDITURES

Organization: IRMO OKRA STRUT FESTIVAL

List of Expenditures	Actual 2013/14	Current 2014/15	Estimated 2015/16
ADVERTISING / MARKETING	10,440	9,200	11,000
MUNICIPAL SERVICES / SECURITY	9,150	8,800	9,500
ENTERTAINMENT	24,800	21,000	25,000
EVENT RENTALS	19,675	23,010	20,000
CONSULTANT / CONTRACTORS	12,000	12,000	12,000
SCHOLARSHIPS	1,500	1,500	1,500
WEBSITE MANAGEMENT	1,700	3,000	2,000
TROLLEY / BUSES	6,500	4,000	4,000
CIVIC CLUBS	2,400	2,400	2,000
Additional Law Enforcement (Lex-Co)	8,085	7,245	8,000
TECHNICAL SUPPORT	8,850	8,440	9,000
Vendor Reimbursement	86,010	85,111	88,000

Over the years, the Okra Strut has received several awards. The Okra Strut was featured in USA Today along with the Main Festival and the Monterrey Bay Strawberry Festival as one of the "ten great places to celebrate food.

The Friday Night Concert from 7-11 p.m. traditionally features a variety of music while the legendary Okra Eating Contest showcases festival attendees eating and competing to win the most prestigious. The contest was won two years in a row by a visitor from California.

Saturday events kick off at 9:00 a.m. with the ***Okra Strut Parade.*** *The parade is one of the most popular events during the festival weekend. With more than 100 unites including bands, dance studios, businesses and pedestrian groups proceeds down St. Andrew Road from Crossroads Middle School ending at Irmo Elementary School. The festival is held from 10:00 a.m. to 5:00 p.m. with entertainment on two stages, arts and crafts and exhibits. There are amusements, kid's crafts, a kid's okra eating contest, portraits with Okra Man and much more. The festival boasts an array of food from festival fare to "fried okra" deliciously seasoned by the Lake Murray – Irmo Woman's Club.*

The Great Okra Giveaway *offers cash prizes from area merchants awarded on Saturday each year at 11 a.m. and 1, 3 and 5 p.m.*

Brief History;

The festival began in 1973 as a fundraiser for the Lake Murray – Irmo Woman's Club. The goal was to build a brand new library for the Irmo Community. Local radio personality, the late Gene McKay, had the idea of naming the fundraiser "Okra Strut" when he jokingly described the "ancient irmese" as "a farming tribe who lived off okra". In October of that year, the Woman's Club held a modest arts and crafts sale at Seven Oaks Park. In 2013, the festival turned 40 years old.

The Irmo Okra Strut Festival has become synonymous with greater Irmo area and draws visitors from this state as well as other states. The festival has received national attention in numerous national publications and websites. A 2000 feature article by the Associated Press was picked up by hundreds of newspapers and websites internationally.

The 2014 festival was estimated at 45,000 with an estimated 5,000 visitors from outside Lexington County.

The festival makes a major impact on the local economy annually by generating an unknown amount of revenue for restaurants, hotels and other services for festival attendees and for those working the festival in some capacity.

The Accommodations Tax Funds were used for newspaper advertising, radio advertising, TV advertising, festival signage and/or banners and to assist in the general promotion of the festival.

County of Lexington
TEMPORARY ALCOHOL BEVERAGE LICENSE FEE
FY2015/16



APPLICATION

1. Name of Festival: Tartan Day South Highland Games & Celtic Festival
2. Sponsoring Organization: The River Alliance
   Mailing Address: 420 Rivermont Dr. Columbia, SC 29210
3. Festival Director:
   Name John Banks Title Festival Coordinator
   Telephone 803-665-7620 Alternate Telephone 803-794-6504
   Fax Number 803-794-6505
   Email johnbanks@columbiaspeedway.com
4. Festival Website: tartandaysouth.com
5. Event Category (*Check One*):
   ◉ Festival: _____
   ○ Other – Pursuant to State Statute Section 61-6-2010: _____
6. Festival Timeline *(Actual Dates of Festival)*: March 31st - April 3rd 2016
7. Location of Festival: Riverwalk Amphitheater and Historic Columbia Speedway
8. How many people do you expect to attend? 10,000
9. Festival Budget: **Request for funds must meet the requirements of Chapter 61, Section 61-6-2010, SC Code of Laws, 1976, as amended.**
   a. Estimated cost for this project: $ 59,500
   b. Amount of funds requested for this project: $ 4,000
   c. This request equals what percent of the total Festival Budget? 6.7 %
10. Has your festival previously received Temporary Alcohol Beverage License Fee funding?
    ■ Yes ☐ No
    a. If yes, state year 2015, amount $ 2,500, source Lexington County, and purpose: Advertising out of state
    b. For each award year, did you expend 100% of the Temporary Alcohol Beverage License Fee funds you received? ☐ Yes ■ No
    c. If no, please explain: The festival that we recieved the funds for happens this March.

11. Type of Organization:

Please check one:

- ◯ County Government
- ◯ Municipal
- ◉ Non-profit Organization
- ◯ Community service club, church, etc.
- ◯ Other:_____

Note: For-profit organizations are not eligible for funding.

12. Festival description - please attach a report with the following information:

a. General description of the festival and brief history of the organization
b. State the benefit that this festival will serve toward promoting tourism and the Lexington County Community
c. Total attendance to the festival versus the number of total tourists in attendance
d. Economic impact generated by tourism to the festival
e. Overall description of how the festival attracts and promotes tourists to the area and **specifically how the Temporary Alcohol Beverage License Fee funds were used to accomplish this**, i.e. brochures - $300, etc.
f. Additional comments:_____

Signature of Festival Director:

John Banks	Festival Coordinator
Name	Title
John R. Banks	1/7/2015
Signature	Date

ORIGINAL APPLICATION DUE BY:
FRIDAY, JANUARY 9, 2015
FY15/16 Festival Application
Lexington County Council
212 South Lake Drive, Suite 601
Lexington, SC 29072

County of Lexington

TEMPORARY ALCOHOL BEVERAGE LICENSE FEE
FY2015/16

FUNDING SOURCES

Organization: The River Alliance

List of Funding Sources	Actual 2013/14	Current 2014/15	Estimated 2015/16
City of Cayce	$ 3,000.0	$ 8,000.00	$ 8,000.00
City of West Columbia	$ 5,000.0	$ 5,000.00	$ 5,000.00
Lexington County	$ 0.00	$ 2,500.00	$ 5,000.00
Corporate Sponsors	$ 14,100.	$ 10,000.0	$ 10,000.00
Vendor Fees	$ 4,585.0	$ 5,000.00	$ 5,000.00
Beverage sales and Car Club Fees	$ 3,421.0	$ 3,000.00	$ 3,000.00
Ticket Sales	$ 25,434.	$ 25,000.0	$ 25,000.00
Misc. Programs and Rentals	$ 1,298.0	$ 1,000.00	$ 1,000.00
	$ 56,838.(	$ 59,500.0	$ 62,000.00

County of Lexington
TEMPORARY ALCOHOL BEVERAGE LICENSE FEE
FY2015/16

EXPENDITURES

Organization: The River Alliance

List of Expenditures	Actual 2013/14	Current 2014/15	Estimated 2015/16
Event Insurance	$ 1,494.0(	$ 1,700.00	$ 2,000.00
Programs and Market Cards	$ 1,122.0(	$ 1,300.00	$ 1,500.00
Entertainment, Athletics, Sound, (The Celtic Force)	$ 20,000.(	$ 20,000.0	$ 20,000.00
Rooms for Entertainers	$ 1,532.0(	$ 1,800.00	$ 1,800.00
Tents and Table Rentals	$ 8,262.0(	$ 9,000.00	$ 9,500.00
Marketing Posters, Banners, Out of state Distribution	$ 1,565.0(	$ 2,000.00	$ 2,200.00
Local Entertainers (Face Painters & Storytellers)	$ 750.00	$ 700.00	$ 750.00
Restroom Rentals & Services	$ 1,068.0(	$ 1,300.00	$ 1,500.00
Advertising and Marketing	$ 11,000.(	$ 12,500.0	$ 13,550.00
Facility Rental and Electrical Cost	$ 3,000.0(	$ 3,000.00	$ 3,000.00
Labor	$ 3,670.0(	$ 4,000.00	$ 4,000.00
SC Amusement Taxes	$ 1,207.0(	$ 1,300.00	$ 1,300.00
Misc Rentals (Golf Carts, Etc.)	$ 856.00	$ 900.00	$ 900.00
Contribution to River Alliance	$ 1,312.0(		
	$ 56,838.(	$ 59,500.0	$ 62,000.00

Clear Forms | Print Forms | Save Forms

County of Lexington
TEMPORARY ALCOHOL BEVERAGE LICENSE FEE
FINAL REPORT
CURRENT FY 2014/15

I. FESTIVAL INFORMATION:
Organization Name: The River Alliance

Festival Name: Tartan Day South Highland Games & Celtic Festival

Contact Name: John Banks Phone: 803-665-7620

II. FESTIVAL COMPLETION:
Were you able to complete the festival as stated in your original application? ○ Yes ◉ No
If no, state any problems you encountered: The festival dates are March 26th through the 29th. Yes the festival will be completed.

III. FESTIVAL SUCCESS:
Please share any additional comments regarding the festival (e.g., lessons learned, successes, problems encountered, etc.):
The 4th annual in 2014 drew visitors from 13 states.

IV. FESTIVAL ATTENDANCE:
Record numbers in table below as requested by the Tourism Expenditure Review Committee. Numbers are to reflect attendance and funds received for festivals for current and previous year.

	2014/15 Current Year	2013/14 Previous Year
Total Budget of Festival	$ 59,500.00	$ 56,000.00
Amount Funded by the Temporary Alcohol Beverage License Fee	$ 2,500.00	$ 0.00
Amount Funded by the Temporary Alcohol Beverage License Fee from all Sources	$ 2,500.00	$ 0.00
Total Attendance	n/a	8,400
Total Tourists*	n/a	2,600

*Tourists are generally defined as those who travel 50 miles or more to attend.

V. METHODS:
Please describe the methods used to capture the attendance data listed above (license plates, surveys, etc.): Body count through gates and Zip codes captured at entry gates

VI. FESTIVAL BUDGET:
Attach a report indicating what festival expenses were paid for using Temporary Alcohol Beverage License Fee for the fiscal year.

VII. ORGANIZATION SIGNATURE:
Provide signature of official with the organization verifying accuracy of above statements.

John Banks — Name

Event Coordinator — Title

John R. Banks — Signature

1/7/2015 — Date

Tartan Day South Answers to Question 12:

a. General description of the festival and brief history of the organization

Tartan Day South is a multifaceted multiday festival celebrating Celtic Heritage. We have stretched the festival to four days to encourage overnight stays from our visitors.

The four days include:

Thursday night's event is an outdoor Movie Night featuring a Celtic themed film.

Friday's Celtic Commotion is a concert with three bands, bagpipe performances, Traditional Dancing, a Hurling tournament, and other exhibits.

Saturday is the Main event with 10 hours of festival covering 9 acres. The event includes Highland Athletics, Traditional Dancing Exhibitions, Great Celtic Music, Mass Pipe Bands, Sheep Dog Herding Exhibitions, Birds of Prey Exhibitions, Traditional Foods & Drink, Genealogy, Classic British Car Show, Celtic Clans & Societies, Ax Tossing & Archery, Celtic Marketplace and Kids Rides and Play Area.

The Festival Concludes on Sunday morning with a Kirkin' of the Tartans service.

Brief history of The River Alliance:

The River Alliance mission is the creation of community benefit from the region's rivers. We receive some support from our member governments but also rely on our private sector partners. We can affirm this support has a direct impact on our ability to continue operations and develop projects. We have been successful in creating a regional public policy of river access. We have then followed through with defining and resourcing projects. We have formed successful teams to design, engineer and permit these projects and we have managed their creation. Our success is measured in the thousands of people who routinely visit. Our web site, www.riveralliance.org has more details. For those who have not seen the Three Rivers Greenway, I suggest a weekend visit. A map can be downloaded from the site. The busiest portions routinely see 400-500 users per hour.

b. State the benefit that this festival will serve toward promoting tourism and the Lexington County Community

This themed festival draws a genre of people who follow these events around the country. The bands we bring in have international and regional followings that also brings tourists. We have had a tremendous success in drawing from outside our area. By collecting Zip Code at last year's event we captured visitors from 51 cities in 13 states. We also captured 136 South Carolina Zip Codes that are located outside 50 miles from Lexington County. This festival opens new eyes to what Lexington County has to offer.

c. Total attendance to the festival versus the number of total tourists in attendance

The total attendance has grown each year. The event celebrated the fourth year in April of 2014. The attendance of the 2014 reached over 8,400. Through the data collected we estimate that over 1,200 visitors were from out of state and another 1,400 South Carolina visitors were from outside of 50 miles from Lexington. This indicates over 30% of the attendees would be considered tourisits.

d. Economic impact generated by tourism to the festival

The economic impact for the festival is far reaching from restaurants, hotels, pubs, and gas stations. Based on figures provided by SCPRT for estimating economic impact the festival conservatively provides over $1.2 million dollars on the main event day alone. A local business right down the road from the speedway states that it is their busiest day of the year over the last three years.

e. Overall description of how the festival attracts and promotes tourists to the area and specifically how the Temporary Alcohol Beverage License Fee funds were used to accomplish this, i.e. brochures - $300, etc.

The Festival advertises in the two major themed magazines geared toward the Celtic Heritage traveler. These magazines go to over 200,000 households in the US alone. Those ads run a bit over $1,100.00. We print a purchase billboards in Savanah and Augusta at around $1,500.00. Being a non-profit we get a number of digitals free in those areas. We also print a specific brochures for out of state distribution that go to other festival throughout the year all over the southeast $1,200.00.

Visitors from 13 States and the District of Columbia

1,432 Zip Codes Collected

232 Out of State 16%
410 Different SC Codes
136 SC Codes were outside 50 Miles from 29033
33% of SC Codes Collected were outside 50 Miles

Out of State Zip Code Locations

Ohio
Mount Gilead Ohio
Macedonia, Ohio
Springboro, Ohio

Alabama
Montgomery, AL
Pell City AL
Opelika, AL

North Carolina
Asheboro NC
Newport, NC
Cartersville, NC
Charlotte NC
Advance, NC
Flat Rock, NC
Chapel Hill, NC
Raleigh, NC
Belmont, NC
Melbourne, NC
Matthews, NC
Whittier, NC
Hickory, NC
Greensboro, NC

Florida
Orlando, FL
Port St. Lucie, FL
Silver Springs, FL

Wisconsin
Union Grove WI

Tennessee
Ashland, TN
Harriman, TN

New Mexico
Ruidoso, NM
Albuquerque, NM

Georgia
Hephzibah, GA
Hinesville, GA
Cumming, GA
Grovetown, GA
Thomas, GA
Decata, GA
Wilmington Island, GA
Savannah, GA
Ellabell, GA
Lawrenceville, GA

Michigan
St. Clair Shores, MI
Sterling Heights, MI

Illinois
Palatine, IL

New York
Niagara, NY
Canteberry, NY
Buffalo, NY

Virginia
Portsmith, VA
Virginia Beach, VA

Washington
Moses Lake, WA
Washington DC

District of Columbia
Washington DC

LOVE CHEVROLET

THE RIVER ALLIANCE
What 90 miles of river can be.

PRESENTS

TARTAN DAY SOUTH

HIGHLAND GAMES • COLUMBIA SOUTH CAROLINA

APRIL 3RD - 6TH













HISTORIC COLUMBIA SPEEDWAY & RIVERWALK AMPHITHEATER

HIGHLAND ATHLETICS • TRADITIONAL DANCING EXHIBITIONS • GREAT CELTIC MUSIC • CELTIC MARKETPLACE
CLASSIC BRITISH CAR SHOW • TRADITIONAL FOODS • SHEEP DOG EXHIBITIONS • BIRDS OF PREY
HISTORIC REENACTORS • KIDS PLAY AREA • GENEALOGY • CELTIC CLANS AND SOCIETIES • HURLING

BB&T

Celtic or not, fun for all!

GUINNESS

THE DUDE · Delaney's Irish Pub & Eatery · freetimes · City of West Columbia · CAYCE · The State The State Media Company · 92.1 FM The Palm

FOR TICKETS AND MORE INFORMATION VISIT

TARTANDAYSOUTH.COM

ppreciates your support of this unique event.

tan Day South Events in 2014

h my family at Tartan Day South on Saturday. I've been in media festival in the area at least once over the years and TDS is at the ation...all of it fit my family perfectly. My children didn't want to go April 8, 2014

ar" said Debbie Webb of Chapin, SC.
cle Sunday April 6, 2014)

2014 Marketing and Exposure

: (160) 30 second Television Spots A & E, Discovery, and History Channels

lboards: (5) Static Billboards (30 Days) (31) Digital Billboards (30 Days)

io: (98) 30 Second Spots 106.7 FM B106
(59) 30 Second Spots 107.5 FM The Game
(105) 30 Second Spots 93.1 FM Z93 The Lake
(86) 30 Second Spots 96.7 FM Steve FM
(76) 30 Second Spots 100.1 FM WVOC
(84) 30 Second Spots 102.3 FM Fox 102
(48) 30 Second Spots 92.1 FM The Palm
(84) 30 Second Spots 94.3 FM The Dude



received web banners from each of the above stations for the week of the event in total over 210,000 ressions.

Half Page Ads Front Cover Lexington Chronicle
Half Page Ads in Free Times (also 30,000 Banner Web Impressions)
Sixth Page Ads in The State (also Thestate.com Front Page Large web banners 60,000 impressions the two weeks leading up to the event)

dline Banners on Coladaily.com Front page for 4 weeks (their email blast goes to 114,523 users per day)

rviews: Live TV Interviews on WIS-TV, Wach FOX, WLTX, and WOLO.
TX-TV Broadcasted Live from the Event from 11:00 to 12:00 Saturday.
5-TV did a wrap-up segment on Monday morning after the event.

ial Media Reach: Facebook

al impressions reached 120,724 (number of newsfeeds reached)
ple interacting with page reached 198,094 (likes, comments, shares, check-ins,etc.)
.ch was 46,457 with weekly total reach of 32,976
mber of people who saw posts – unique users)

THE RIVER ALLIANCE

What 90 miles of river can be.

The River Alliance greatly

Over 8,300 patrons attended T

"I wanted to reach out and let you know that I had an amazing time v
here in town for nearly 20 years and I'm pretty sure I've attended eve
top of my list. I love the family atmosphere, the music, the food, the
home!!" Kerry Powers Associate Publisher & Editor of The Free Times

"It's getting bigger and better every
(Quote from State Paper A

Tartan Day South 2014 Final Accounting

Income			Expenses			
Sponsorships	$	22,100.00	VIP Tent Expenses		$	211.00
Title Love Chevrolet			Golf Carts		$	642.00
			Event Insurance		$	1,494.60
Silver BB&T			Programs and Marketing Cards		$	1,121.36
Bronze Guiness			Volunteer T Shirts		$	291.04
City of Cayce			Rooms for Bands		$	1,531.80
City of West Columbia			Tents and Rentals (Celebrations)		$	8,261.02
			Banners, Flyes, and Posters		$	1,326.25
Associates			Celtic Force (Show Coordination Breakout)		$	20,000.00
Mid Carolina Electric Coop			Music Artist	$9,500.00		
Delaneys			Pipe bands	$1,500.00		
Brittish Bulldog			Athletics	$1,300.00		
			Herding and Falconery	$1,300.00		
			Dancers	$300.00		
			Sound	$3,300.00		
			Event Entertainment Coordinator Fee	$2,800.00		
Vendor and Clan Fees	$	4,585.00	Story Teller & Face Painting, Photographer		$	750.00
Additional Tent Rentals	$	836.75	Restroom Services		$	1,068.00
			Plaques & Gifts		$	218.90
Commission on Beverage Sales			**Advertising and Marketing**		$	9,504.75
and Car Club Entry Fees	$	3,421.48	Miscelannous Labor		$	2,120.00
			Speedway Rental and Facilities Charges (Electrical etc)		$	3,000.00
Ticket Sales	$	25,434.00	SC State Amusement Taxes on Tickets		$	1,206.80
Program Sales	$	462.00	Sales Commissions		$	1,550.00
			Misc Items: Ropes, Electrical Cords Etc.		$	493.30
Total Revenues	**$**	**56,839.23**	Total Expenses			**$54,790.82**
Total River Alliance Gain						**$2,048.41**

*** Two Day Discounted rental with fees for electrical and cleaning.

** The Speedway was able to trade out services with Cumulus Radio and the Free Times for an additional $4,277 in advertising. Example: the Speedway gives a one day lease ($2,500) to Cumulus radio for their worlds largest yard sale.

$13,781.80 Actual Total Marketing

Thanks for your Support of

Tartan Day South 2014



LOVE CHEVROLET PRESENTS

Tartan Day South

Highland Games & Celtic Festival

April 3 - 6 Cayce - West Columbia

Celtic or not, it's fun for all!!



LOVE CHEVROLET

Tartan Day South

Highland Games & Celtic Festival

April 3rd - 6th

Cayce and West Columbia, SC







Great Music · Athletics · Sheep Dogs
British Car Show · Falconry · Hurling
Traditional Dance and much more!

Celtic or not, its fun for all!

BB&T · Guinness · The State — The State Media Company





Photo by Pete Pantsar

LOVE CHEVROLET'S

Tartan Day South

Highland Games & Celtic Festival

April 3rd - 6th

TartanDaySouth.com





LOVE CHEVROLET PRESENTS

Tartan Day South

Highland Games & Celtic Festival

April 3rd-6th

AT THE WEST COLUMBIA RIVERWALK AMPHITHEATER

THU 4/3 FREE TO THE PUBLIC!
CELTIC MOVIE NIGHT
FEATURING "PRIDE"

FRI 4/4 · $5
"CELTIC COMMOTION"
A NIGHT OF MUSIC AND ART FEATURING:
SEVEN NATIONS, RATH KELTAIR & SOAR PATROL

SUN 4/6 FREE TO THE PUBLIC!
KIRKIN OF THE TARTANS
SOMETHING FOR ALL AGES!

AT HISTORIC COLUMBIA SPEEDWAY
2001 Charleston Highway · Cayce

SAT 4/5
$10 ADULTS · $5 AGES 6-12
UNDER 5 FREE
HIGHLAND GAMES & CELTIC FESTIVAL
Highland Athletics · Traditional Dancing · Exhibitions
Great Celtic Music · Celtic Marketplace Shopping
Traditional Food & Beverages · Herding Exhibitions
Story Telling · Birds of Prey Exhibition · Kids Rides
& Play Area · Genealogy · Classic British Car Show
Celtic Clans and Societies · Hurling Tournament









EARLY SPECIAL 2-DAY ADULT PASS · $13
AVAILABLE ONLINE NOW!!!

BB&T · Guinness · CAYCE · City of West Columbia · The State · freetimes

www.tartandaysouth.com
Call 803.665.7620 for more Information

LOVE CHEVROLET PRESENTS

Tartan Day South

Highland Games & Celtic Festival

April 3rd - 6th

Riverwalk Amphitheater & Historic Columbia Speedway









Great Music · Highland Athletics · Traditional Dancing · Sheep Dogs · Classic British Car Show
Birds of Prey · Bag Pipes and much more.

Pre-sale Ticket Special 2 Day Pass $13.00

Celtic or not, it's fun for all!



TartanDaySouth.com

Guinness · The State — The State Media Company · CAYCE · BB&T · City of West Columbia

IRMO CHAPIN RECREATION COMMISSION

January 9, 2015

Commissioners
John A. Sowards, Chairman
Scott A. Wilhide, Vice Chairman
Emily C. Shuman, Secretary
Bruce P. Loveless
William H. Harmon

Executive Director
Elizabeth Taylor

ICRC Administration
5605 Bush River Road
Columbia, SC 29212
(803) 772-1228

Crooked Creek Park
1098 Old Lexington Hwy.
Chapin, SC 29036
(803) 345-6181

Saluda Shoals Park
5605 Bush River Road
Columbia, SC 29212
(803) 772-1228

Seven Oaks Park
200 Leisure Lane
Columbia, SC 29210
(803) 772-3336

Ms. Judy Busbee
Assistant Clerk to Council
Lexington County Council
212 South Lake Dr., Ste.601
Lexington, SC 29072

Dear Ms. Busbee,

On behalf of the Irmo Chapin Recreation Commission, we would like to submit this application for the 2015-2016 Temporary Alcohol Beverage License Fee. This submission requests funding for the 2015-16 *Nature's Theater Series*.

We are very grateful for the past support we have received and appreciate the consideration of this request. Please contact me at (803) 213-2006 or etaylor@icrc.net if you have any questions or need additional information.

Sincerely,

Elizabeth B. Taylor
Executive Director

County of Lexington
TEMPORARY ALCOHOL BEVERAGE LICENSE FEE
FY2015/16

APPLICATION

1. Name of Festival: Saluda Shoals Park - Nature's Theater Series
2. Sponsoring Organization: ICRC
   Mailing Address: 5605 Bush River Rd. Columbia SC 29212
3. Festival Director:
   Name Dolly G. Patton Title Director, Saluda Shoals Foundation
   Telephone 803-213-2035 Alternate Telephone 803-772-1228
   Fax Number 803-772-6865
   Email dpatton@icrc.net
4. Festival Website: www.icrc.net
5. Event Category (*Check One*):
   ◉ Festival: _____
   ○ Other – Pursuant to State Statute Section 61-6-2010: _____
6. Festival Timeline *(Actual Dates of Festival)*: See Attached
7. Location of Festival: Saluda Shoals Park
8. How many people do you expect to attend? 3,600
9. Festival Budget: **Request for funds must meet the requirements of Chapter 61, Section 61-6-2010, SC Code of Laws, 1976, as amended.**
   a. Estimated cost for this project: $ 40,500
   b. Amount of funds requested for this project: $ 3,500
   c. This request equals what percent of the total Festival Budget? 8.6 %
10. Has your festival previously received Temporary Alcohol Beverage License Fee funding?
    ■ Yes ☐ No
    a. If yes, state year 2014-15, amount $ 2,500, source Temp Alcohol Bev, and purpose: Nature's Theater Series
    b. For each award year, did you expend 100% of the Temporary Alcohol Beverage License Fee funds you received? ☐ Yes ■ No
    c. If no, please explain: we have not spent the funds as of the date of this application

11. Type of Organization:

Please check one:

- ○ County Government
- ○ Municipal
- ○ Non-profit Organization
- ○ Community service club, church, etc.
- ◉ Other: Special Purpose District

Note: For-profit organizations are not eligible for funding.

12. Festival description - please attach a report with the following information:

a. General description of the festival and brief history of the organization
b. State the benefit that this festival will serve toward promoting tourism and the Lexington County Community
c. Total attendance to the festival versus the number of total tourists in attendance
d. Economic impact generated by tourism to the festival
e. Overall description of how the festival attracts and promotes tourists to the area and **specifically how the Temporary Alcohol Beverage License Fee funds were used to accomplish this**, i.e. brochures - $300, etc.
f. Additional comments: _____

Signature of Festival Director:

Dolly G. Patton	Director, Saluda Shoals Foundation
Name	Title
Dolly G. Patton	01/09/2015
Signature	Date

ORIGINAL APPLICATION DUE BY:
FRIDAY, JANUARY 9, 2015
FY15/16 Festival Application
Lexington County Council
212 South Lake Drive, Suite 601
Lexington, SC 29072

County of Lexington
TEMPORARY ALCOHOL BEVERAGE LICENSE FEE
FY2015/16

FUNDING SOURCES

Organization: ICRC

List of Funding Sources	Actual 2013/14	Current 2014/15	Estimated 2015/16
Temporary Alcohol Beverage License Fee	$ 0.00	$ 2,500.00	$ 3,500.00
Saluda Shoals Foundation	$ 0.00	$ 18,500.0	$ 22,000.00
ICRC	$ 0.00	$ 9,000.00	$ 10,000.00
Sponsorship	$ 0.00	$ 3,000.00	$ 5,000.00
	$ 0.00	$ 33,000.0	$ 40,500.00

County of Lexington
TEMPORARY ALCOHOL BEVERAGE LICENSE FEE
FY2015/16

EXPENDITURES

Organization: ICRC

List of Expenditures	Actual 2013/14	Current 2014/15	Estimated 2015/16
Performance Expenses	$ 0.00	$ 14,000.0	$ 19,000.00
Rental of Equipment	$ 0.00	$ 6,000.00	$ 8,000.00
Marketing	$ 0.00	$ 13,000.0	$ 13,500.00
	$ 0.00	$ 33,000.0	$ 40,500.00

2015-16 Temporary Alcohol Beverage License Fee
Saluda Shoals Park - Nature's Theater Series Narrative Report

6. Festival Dates:

- 4th of July Concert (July 4, 2015)
- Nature's Theater Farm to Table Event (Sept. 2015)
- Theater in the Park (Oct. 2015)
- Nature's Theater Farm to Table Event April 2016 (TBD)
- Music Festival (May 2016)
- Theater in the Park (May 2016)
- Rollin' on the River (June 2016)

a. General description of the festival and brief history of the organization

This proposal request funding from the 2015-16 Temporary Alcohol Beverage License Fee program to support the ***Nature's Theater Series***, a series of cultural arts event held at Saluda Shoals Park.

Saluda Shoals Park is a premier, natural, environmentally sensitive riverfront park that invites visitors to experience the treasures of the Saluda River through exceptional recreational, educational, and cultural opportunities. This 400-acre natural preserve is located on the banks of the lower Saluda River.

Established in 1997 through a public-private partnership between the Irmo Chapin Recreation Commission, SCE&G and the Saluda Shoals Foundation in 1999, the Park has welcomed more than **4.5 million visitors** from across the state, Southeast, United States and around the world. Saluda Shoals Park is the second most visited attraction in the Midlands with **567,117 visitors** in 2013-14.

The ***Nature's Theater Series*** was created in the spring of 2014 with a goal of providing unique performance events throughout the year in the beautiful outdoor areas at Saluda Shoals Park. This program directly addresses the Park's mission to connect people to nature by providing cultural opportunities.

Created by a task force of community art leaders, the 2014-15 series consisted of six (6) events. An additional theatrical event has been added for the **2015-2016 series**:

- 4th of July Concert (July 4, 2015) - a riverfront performance by the Lake Murray Symphony Orchestra. Approximately 600 families and individuals of all ages will attend.
- Nature's Theater Farm to Table Event (Sept. 2015) - an evening dinner under the stars on the Nature's Theater site featuring SC grown foods and SC craft beers. Musical entertainment will be provided. Approximately 65 people will attend.
- Theater in the Park (Oct. 2015) – in partnership with the SC Shakespeare Company, three performances of a Shakespearean play or comedy will be performed. Approximately 500 people are expected to attend.
- Nature's Theater Farm to Table Event (April 2016) - an evening dinner under the stars on the Nature's Theater site and featuring SC grown foods and a beer or wine tasting. Musical entertainment will be provided. Approximately 65 people are expected to attend.
- Music Festival (May 2016) - an afternoon/evening of live performances by regional and local bands at the Nature's Theater site. Approximately 1,200 people are expected to attend, a 20% increase over the prior year.
- Theater in the Park (May 2016) - three theatrical performances will be provided by Trustus Theater over the Memorial Day weekend. Approximately 600 people will attend.
- Rollin' on the River (June 2016) - an afternoon of live music, paddle sports, environmental education and food. Approximately 600 people are expected to attend.

b. State the benefit that this festival will serve toward promoting tourism and the Lexington County Community

The 2015-16 Temporary Alcohol Beverage License funds will be used to market/advertise the ***Nature's Theater Series***, a yearlong series of unique performance events. The ***Nature's Theater Series*** will have a regional appeal for art supporters and tourists due to the variety of musical and theatrical performances in the natural setting at Saluda Shoals Park.

Saluda Shoals Park is conveniently located between Irmo and downtown Columbia, with nearby access to I-26, I-20, and downtown Lexington. The Park's central location, combined with its close proximity to a wide variety of restaurants, shopping centers, hotels, Riverbanks Zoo and other attractions makes it an ideal destination for special events and fun, affordable recreational opportunities.

c. Total attendance to the festival versus the number of total tourists in attendance.

More than 3,000 people are expected to attend the Nature's Theater series.

- Total Attendance: 3,600 (a 20% increase over the prior year)
- Total Tourists: 360 (10%)

d. Economic impact generated by tourism to the festival

More than 3,600 people are expected attend the series in 2015-2016. Approximately 10% (or 360 people) are considered tourist. The economic impact of these guests would be **$28,840.** ($80.11 per person per day)

(NOTE: Calculations were based on the Estimated Expenditures Per Person Per Day Formula's & Amounts from SCPRT.) See formula below:

I) Lodging Cost:	
a) Average Daily Rate	1) $72.23
b) Party Size	2) 2
Total Lodging Per Person, Per Day	3) $36.11
II) Food & Beverage Cost:	
Total F&B Per person per day	4) $44.00
III) Miscellaneous Spending (optional):	5) $ 0.00
Total Misc. Spending Per Person Per Day	
Grand Total Per Person Per Day Spending	6) $80.11

e. **Overall description of how the festival attracts and promotes tourists to the area and specifically how the Temporary Alcohol Beverage License Fee funds were used to accomplish this, i.e. brochures - $300, etc.**

The *Nature's Theater Series* will attracts visitors from throughout the Midlands and across the state by offering an opportunity to experience a wide variety of performance in a unique setting. Temporary Alcohol Beverage License Fee funds ($3,500 requested) will be used to purchase advertising on radio ($1,500) and TV ($2,000) reaching areas outside the 50 mile radius.

- Radio Coverage: ad placement with Cumulus Broadcasting and Clear Channel Radio reaching Columbia, Lexington, Orangeburg, Barnwell, Chester, Camden, Sumter, Newberry, Aiken, Augusta, Rock Hill, Florence, Hartsville, Union, Greenwood, Laurens, and surrounding areas.
- Television coverage: WIS TV covering 29 counties throughout the state as well as Charlotte, NC and Augusta, GA through cable.

F. **Additional comments:**

The *Nature's Theater Series* provides an opportunity for ICRC to partner with art organizations and art leaders to create events that will showcase the unusually rich artistic talent found in the Midlands. Partners who created this series of events include: ICRC, Saluda Shoals Foundation, Jasper Magazine, Trustus Theater, Lake Murray Symphony Orchestra, Dick Goodwin, Durpe Percival, Budweiser, Columbia Jam Room, River Runner, and Half Moon Outfitters.

IRMO CHAPIN RECREATION COMMISSION
ADMINISTRATION

Commission Brief
November 2013 Preliminary Financial Report

GENERAL FUND

	YTD 11/13	Budget	% of Budget	YTD 11/12
Revenue	$518,051	$5,222,782	9.92%	$515,121
Expenditures	2,153,744	5,222,782	41.24%	1,961,517

Please be aware that property tax collections for August are not included in YTD as of 11/30/2013. They will be reflected in the December 2013 report.

SPECIAL REVENUE FUND

	YTD 11/13	Budget	% of Budget	YTD 11/12
Revenue	$1,365,331	$2,994,138	45.60%	1,339,728
Expenditures	1,073,314	2,994,138	35.85%	1,026,224

As of November 30, 2013 the cash balance of operating and special funds totaled $198,238.
Total invested in certificates of deposit or money market accounts was $ 616,108.

Grant/Project	Amount Budgeted	Agency Match	Amount Received
Acccmmodations Tax	26,000	0	6,500
Department of Transportation	80,000	20,000	0
Older Americans Act	114,000	0	23,726
Palmetto Pride	8,000	0	0
	$220,000	20,000	$30,226

Submitted by:

Jim Wellman
Finance Director
January 3, 2014

Clear Forms | Print Forms | Save Forms

County of Lexington
TEMPORARY ALCOHOL BEVERAGE LICENSE FEE
FINAL REPORT
CURRENT FY 2014/15

I. FESTIVAL INFORMATION:
Organization Name: ICRC

Festival Name: Saluda Shoals Park - Nature's Theater Series

Contact Name: _____ Phone: _____

II. FESTIVAL COMPLETION:
Were you able to complete the festival as stated in your original application? (•) Yes ( ) No
If no, state any problems you encountered: As of this date two events were completed. Both went according to plans.

III. FESTIVAL SUCCESS:
Please share any additional comments regarding the festival (e.g., lessons learned, successes, problems encountered, etc.):

See Attached

IV. FESTIVAL ATTENDANCE:
Record numbers in table below as requested by the Tourism Expenditure Review Committee. Numbers are to reflect attendance and funds received for festivals for current and previous year.

	2014/15 Current Year	2013/14 Previous Year
Total Budget of Festival	$ 33,000.00	$ 0.00
Amount Funded by the Temporary Alcohol Beverage License Fee	$ 2,500.00	$ 0.00
Amount Funded by the Temporary Alcohol Beverage License Fee from all Sources	$ 0.00	$ 0.00
Total Attendance	3000	0
Total Tourists*	300	0

*Tourists are generally defined as those who travel 50 miles or more to attend.

V. METHODS:
Please describe the methods used to capture the attendance data listed above (license plates, surveys, etc.):
surveys and email

VI. FESTIVAL BUDGET:
Attach a report indicating what festival expenses were paid for using Temporary Alcohol Beverage License Fee for the fiscal year.

VII. ORGANIZATION SIGNATURE:
Provide signature of official with the organization verifying accuracy of above statements.

Dolly G. Patton
Name

Dolly G. Patton
Signature

Director, Saluda Shoals Foundation
Title

01/09/2015
Date

FINAL REPORT
CURRENT FY 2014/15

III. Festival Success

Saluda Shoals was one of two places hosting July 4th events in 2014 since the date fell during the work week. This resulted in a high turnout of individuals and families. The Sept. 2014 Farm to Table event included a craft beer tasting. Several guests requested wine, so Budweiser provided a craft brew cider.

VI. Festival Budget Report:

The Nature's Theater Series will not be complete until June 30, 2015. A budget will be submitted at that time. The $2,500 granted for 2014-15 will be used to purchase radio and TV advertising for the Music Festival to be held May 16, 2015.

COUNTY OF LEXINGTON
MINIBOTTLE TAX FUND
Annual Budget
Fiscal Year - 2015-16

Object Code	Revenue Account Title	Actual 2013-14	Received Thru Dec 2014-15	Amended Budget Thru Dec 2014-15	Projected Revenues Thru Jun 2014-15	Requested 2015-16	Recommend 2015-16	Approved 2015-16
	***Minibottle Tax Fund 2141:**							
	Revenues:							
420700	Minibottle Tax	403,029	203,715	398,630	398,630	398,630		
461000	Investment Interest	0	0	0	0	0		
	**** Total Revenue**	403,029	203,715	398,630	398,630	398,630	0	0
	*****Total Appropriation**				398,630	398,630	0	0
	FUND BALANCE Beginning of Year				0	0	0	0
	FUND BALANCE - Projected End of Year				0	0	0	0

Fund: 2141
Division: Health & Human Services
Organization: 171600 - Minibottle Contributions

Object Code	Expenditure Classification	2013-14 Expenditure	2014-15 Expend (Dec)	2014-15 Amended (Dec)	2015-16 Requested	*BUDGET* 2015-16 Recommend	2015-16 Approved
	Personnel						
	*** Total Personnel**	**0**	**0**	**0**	**0**	**0**	**0**
	Operating Expenses						
534000	Contributions	403,029	99,657	398,630	398,630		
	*** Total Operating**	**403,029**	**99,657**	**398,630**	**398,630**	**0**	**0**
	**** Total Personnel & Operating**	**403,029**	**99,657**	**398,630**	**398,630**	**0**	**0**
	Capital						
	**** Total Capital**	**0**	**0**	**0**	**0**	**0**	**0**
	***** Total Budget Appropriation**	**403,029**	**99,657**	**398,630**	**398,630**	**0**	**0**

COUNTY OF LEXINGTON
INDIGENT CARE
Annual Budget
Fiscal Year - 2015-16

Object Code	Revenue Account Title	Actual 2013-14	Received Thru Dec 2014-15	Amended Budget Thru Dec 2014-15	Projected Revenues Thru Jun 2014-15	Requested 2015-16	Recommend 2015-16	Approved 2015-16
	***Indigent Care 2200:**							
	Revenues:	.887 Mills		.887 Mills	.887 Mills	Mills	Mills	.887 Mills
410000	Current Property Taxes	744,364	89,826	767,949	767,949	767,949		
410500	Homestead Exemption Reimbursements	34,498	0	30,000	30,000	30,000		
410520	Manufacturer's Tax Exemption	3,528	0	3,000	3,000	3,000		
410530	State Sales and Use Tax Credit	18,401	3,924	23,751	23,751	23,751		
410540	Lease Purchase Tax Credit	0	0	0	0	0		
411000	Current Vehicle Taxes	113,996	50,159	110,552	110,552	110,552		
412000	Current Tax Penalties	1,394	0	1,500	1,500	1,500		
412001	Prior Year Penalty	0	0	0	0	0		
413000	Delinquent Taxes	34,003	16,954	35,000	35,000	35,000		
414000	Delinquent Tax Penalties	5,094	2,541	5,000	5,000	5,000		
417100	Fee in Lieu of Taxes	61,383	(270)	73,145	73,145	73,145		
417120	Fee in Lieu of Taxes - Prior Year	0	0	0	0	0		
417130	FILOT - Manufacturer's Tax Exemption	3,589	0	2,752	2,752	2,752		
417150	FILOT - Fee for Services	450	0	0	0	0		
418000	Motor Carrier Payments	1,434	1,099	1,500	1,500	1,500		
419000	Merchants Exemptions	23,800	11,900	23,800	23,800	23,800		
419900	Tax Refunds	0	0	0	0	0		
461000	Investment Interest	120	20	75	75	75		
461001	Tax Appeals Interest	0	0	0	0	0		
	**** Total Revenue**	1,046,054	176,153	1,078,024	1,078,024	1,078,024	0	0
	*****Total Appropriation**				1,233,071	1,233,071	0	0
	FUND BALANCE Beginning of Year				109,900	(45,147)	(45,147)	(45,147)
	FUND BALANCE - Projected End of Year				(45,147)	(200,194)	(45,147)	(45,147)

Fund 2200
Division: Health & Human Services
Organization: 171200 - Social Services

Object Code	Expenditure Classification	2013-14 Expenditure	2014-15 Expend (Dec)	2014-15 Amended (Dec)	2015-16 Requested	*BUDGET* 2015-16 Recommend	2015-16 Approved
	Personnel						
	*** Total Personnel**	**0**	**0**	**0**	**0**	**0**	**0**
	Operating Expenses						
534000	Contributions	1,086,209	454,325	1,233,071	1,233,071		
	*** Total Operating**	**1,086,209**	**454,325**	**1,233,071**	**1,233,071**	**0**	**0**
	**** Total Personnel & Operating**	**1,086,209**	**454,325**	**1,233,071**	**1,233,071**	**0**	**0**
	Capital						
	**** Total Capital**	**0**	**0**	**0**	**0**	**0**	**0**
	***** Total Budget Appropriation**	**1,086,209**	**454,325**	**1,233,071**	**1,233,071**	**0**	**0**

COUNTY OF LEXINGTON
CLERK OF COURT / PROFESSIONAL BOND FEES
Annual Budget
Fiscal Year - 2015-16

Object Code	Revenue Account Title	Actual 2013-14	Received Thru Dec 2014-15	Amended Budget Thru Dec 2014-15	Projected Revenues Thru Jun 2014-15	Requested 2015-16	Recommend 2015-16	Approved 2015-16
	***Clerk of Court / Professional Bond Fee 2600:**							
	Revenues:							
431100	Clerk of Court Fees	8,260	8,890	8,000	8,000	10,690		
461000	Investment Interest	154	72	215	215	300		
	**** Total Revenue**	8,414	8,962	8,215	8,215	10,990	0	0
	*****Total Appropriation**				110,834	~~110,834~~ 148,881	0	0
	Contingency:							
	Unused				95,370			
	FUND BALANCE							
	Beginning of Year				106,025	98,776	98,776	98,776
	FUND BALANCE - Projected					(39,115)		
	End of Year				98,776	~~(1,068)~~	98,776	98,776

Fund: 2600
Division: Judicial
Organization: 141100 - Clerk of Court

Object Code	Expenditure Classification	2013-14 Expend	2014-15 Expend (Dec)	2014-15 Amended (Dec)	*BUDGET* 2015-16 Requested	2015-16 Recommend	2015-16 Approved
	Personnel						
	*** Total Personnel**	**0**	**0**	**0**	**0**	**0**	**0**
	Operating Expenses						
521000	Office Supplies	0	0	3,300	3,000		
529903	Contingency	0	0	95,370	98,776		
	*** Total Operating**	**0**	**0**	**98,670**	**101,776**	**0**	**0**
	**** Total Personnel & Operating**	**0**	**0**	**98,670**	**101,776**	**0**	**0**
	Capital						
540000	Small Tools & Minor Equipment	0	7,554	7,556	7600 ~~7,556~~		
540010	Minor Software	0	0	0	500		
	All Other Equipment	1,636	0	4,608			
5AG	**(1) Scanner Cannon DR-G1130 w/ Imprinter**				**8,814**		
5AG	**(1) RCA 32" TV w/ DVD Player**				**350**		
5AG	**Video Surveillance System Upgrade**				**22,295**		
5AG	**(5) DYMO Portable Cardscan**				**1,026**		
5AG	**(1) Drive-Thru Window Intercom Upgrade**				**1,070**		
5AG	**(1) QSC Q-SYS 250 Digital Sound Processor for 2-B**				**5,450**		
	**** Total Capital**	**1,636**	**7,554**	**12,164**	47105 ~~46,561~~	**0**	**0**
	***** Total Budget Appropriation**	**1,636**	**7,554**	**110,834**	981 **148,337**	**0**	**0**

SECTION V. - PROGRAM OVERVIEW

Program: General Sessions

Objectives:

To achieve and maintain a high standard of accuracy and efficiency regarding all arrest warrants bonds, indictments and sentences for the county. To insure all records are received and processed for County Magistrates and Municipalities. To report this information to various other entities such as Solicitor, Public Defender, Probation Department and Attorneys. To report any/all "disposition of charges" information to South Carolina Court Administration for disbursement throughout the state. To provide adequate assistance and advise Circuit Court Judges, Solicitors, Attorneys and the general public upon request. To appoint legal counsel to all qualified, including but not limited to those declared indigent. To properly maintain and manage General Sessions and Transfer Court on a daily basis. To maintain and collect fines imposed by Judges in both courts. To organize and maintain all evidence submitted in criminal trials and coordinate availability to Supreme Court for appeals process. To maintain all bonding company license and provide current information for those companies to all Magistrates. To compose, prepare and mail all Jury duty summons for Circuit and Criminal Court in an efficient and timely manner. To assist all persons on Jury duty as well as maintaining all Juror information for Civil, Criminal and Transfer Courts. Provide all Jury support services as well as the compilation of all Jury information for trail while Coordinating Jury selection.

Service Standards:

The goal of this department is to assure accurately transmitted information pertaining to criminal offenses occurring in Lexington County, produced revenue for the County by timely collection of fines and continued services to the citizens.

	SERVICE LEVELS			
Service Level Indicators:	**Actual FY 10/11**	**Actual FY 11/12**	**Estimated FY 12/13**	**Projected FY 13/14**

N/A

SECTION VI. - LINE ITEM NARRATIVES

SECTION VI. A - LISTING OF REVENUES

431100 – CLERK OF COURT ACCOUNT **$ 10,690**

Collecting the professional bondsman fees generates the Clerk of Court account. 100% of the fee is remitted to the County Treasurer to be put back into the Clerk of Courts discretional account. A professional or surety bondsman, doing business in a county other than the bondsman's principal place of business, is required to pay to the Clerk of Court in the county in which such foreign business is conducted, the sum $100.00 annually. When the professional bondsman is doing business in his principal place of business the annual fee is $150.00. these monies paid by professional bondsmen are to be retained by the Clerk of Court. These funds are used to help defray the ordinary expenses of operating the Clerk of Courts office (estimated).

461000 – INVESTMENT INTEREST **$ 300**

Interest earned (estimated).

SECTION VI. B - LISTING OF POSITIONS

Current Staffing Level:

Job Title	Positions	Full Time Equivalent General Fund	Other Fund	Total	Grade
N/A					

SECTION VI. C - OPERATING LINE ITEM NARRATIVES

521000 – OFFICE SUPPLIES **$ 3,000**

This account is used for pens, pencils, printing, paper, case folders, toner and misc supplies.

529903 - CONTINGENCY **$ 98,776**

SECTION VI. D - CAPITAL LINE ITEM NARRATIVES

CAPITAL REQUEST

540000 - Small Tools & Minor Equipment **$ 7600**
This account is used for purchase if small tools, calculators, telephones, electric staplers, electric pencil sharpeners, minor equipment, etc. with cost greater than $15 up to $500.

540010 – MINOR SOFTWARE **$ 500**
This will be utilized for purchasing inexpensive, minor software.

CAPITAL

5AF

(1) Scanner Cannon DR-G1130 w/ Imprinter (Repl) **$ 8,814**
This scanner will replace the broken standard scanner

(1) RCA 32" TV w/DVD for Jury Room **$350**
This TV is for the Jury to be able to view evidence during a trial without having to leave the Jury room

(1) Video Survellance System Upgrade for Judicial Center (Repl) **$ 22,295**
This system will upgrade the present system in place.

(5) DYMO Protable cardscanners **$1,026**
These card scanners will be used to scan drivers license of individuals reviewing files

(1) Drive Thru Window Intercom (Repl) **$1,070**
Presently the intercom at the Drive Thru is not working and the attendant has to yell thru the drawer to the Citizen paying the child support.

(1) QSC-Q-SYS 250 Digital sound Processor (Repl) **$5,450**
Presently the sound system in the Family Courtrooms are not working, this system will upgrade the 10 year old system.

TOTAL CAPITAL **$39,005**

COUNTY OF LEXINGTON
EMERGENCY TELEPHONE SYSTEM E-911
Annual Budget
FY 2015-16 Estimated Revenue

Object Code	Revenue Account Title	Actual 2013-14	Received Thru Dec 2014-15	Amended Budget Thru Dec 2014-15	Projected Revenues Thru Jun 2014-15	Requested 2015-16	Recommend 2015-16	Approved 2015-16
	***Public Safety / Emergency Telephone System E-911 2605:**							
	Revenues:							
435100	911 Tariff	603,487	200,640	603,486		600,000		
435101	911 CMRS Cell Phone Surcharge	922,736	474,331	922,736		600,000		
435103	911 CMRS Capital Reimbursements	574,113	0	574,113		136,000		
435104	911 Cost Recovery	0	0	0				
437550	911 Tape Sales	1,492	470	1,492		1,000		
438900	Auction Sales	0	0	0				
	Other Revenues:							
461000	Investment Interest	5,354	3,456	5,000	5,000			
469900	Miscellaneous Revenues	0	379	0	0			
	**** Total Revenue**	2,107,182	679,276	2,106,827	5,000	1,337,000	0	0
	*****Total Appropriation**				1,177,465	~~2,012,017~~ 2101683	0	0
	FUND BALANCE Beginning of Year				3,654,630	2,482,165	2,482,165	2,482,165
	FUND BALANCE - Projected End of Year				2,482,165	1717482 ~~1,807,148~~	2,482,165	2,482,165

SECTION II

COUNTY OF LEXINGTON
Proposed Revenues
Fines, Fees, and Other
Budget FY - 2015-2016

Fund #: 2605 Fund Name: 911 FUNDS

Organ. #: 131300 Organ. Name: Communications

Revenue Code	Fee Title	Actual Fees FY 2012-13	Actual Fees FY 2013-14	12/31/2014 Year-to-Date FY 2014-15	Anticipated Fiscal Year Total FY 2014-15	Budget: Units of Service	Budget: Current Fee	Budget: Current Total Estimated Fees FY 2015-16	Budget: Proposed Fee Change	Budget: Total Proposed Estimated Fees FY 2015-16
435100	9-1-1 Tariff	$ 635,335	$ 288,175	$ 603,486	$ 603,486		.50/mo	$ 600,000		
435101	911 CMRS Cell Phone	$1,031,362	$ 483,418	$ 922,736	$ 922,736		.61/mo	$ 600,000		
437550	CAD/Tape Fees	$ 1,125	$ 1,400	$ 1,492	$ 1,492		$35 per tape	$ 1,000		
435103	911 CMRS Reimbursem	$ 152,047	$ 123,631	$ 574,113	$ 574,113			$ 136,000		

COUNTY OF LEXINGTON
EMERGENCY TELEPHONE SYSTEM E-911
Annual Budget
Fiscal Year - 2015-16

Fund: 2605
Division: Public Safety
Organization: 131300 - Communications

Object Code	Expenditure Classification	2013-14 Expend	2014-15 Expend (Dec)	2014-15 Amended (Dec)	2015-16 Requested	*BUDGET* 2015-16 Recommend	2015-16 Approved
	Personnel						
510100	Salaries & Wages - 3	124,148	45,058	142,757	142,757		
510200	Overtime	0	0	0	0		
511112	FICA - Employer's Portion	8,450	2,989	10,921	10,921		
511113	State Retirement - Employer's Portion	13,166	4,911	15,561	15,561		
511120	Employee Insurance - 3	23,400	11,700	23,400	23,400		
511130	Workers Compensation	373	135	429	429		
519999	Personnel Contingency	0	0	0	0		
	*** Total Personnel**	**169,537**	**64,793**	**193,068**	**193,068**	**0**	**0**
	Operating Expenses						
520100	Contracted Maintenance	166,554	117,973	228,133	330,583		
520200	Contracted Services	257,068	108,690	329,452	337,203		
520300	Professional Services	0	0	0	0		
520400	Advertising & Publicity	61	301	1,000	500		
520510	Interpreting Services	4,749	3,165	7,800	7,800		
520702	Technical Currency & Support	61,982	62,703	64,428	66,988		
520800	Outside Printing Cost	0	0	0	0		
521000	Office Supplies	1,987	923	2,000	4,000		
521100	Duplicating	0	0	0	500		
521200	Operating Supplies	314	760	2,000	4,000		
521213	Public Education Supplies				2,500		
522050	Generator Repairs & Maintenance	0	0	1,000	3,725		
522100	Heavy Equipment Repairs & Maint.	0	0	1,000	1,000		
522200	Small Equip Repairs & Maintenance	981	0	1,500	3,000		
524201	General Tort Liability Insurance	46	69	72	72		
524202	Surety Bonds - 3	0	0	30	0		
525000	Telephone	20,469	17,320	48,499	48,499		
525002	Telephone (800 Service)	98	48	125	125		
525004	WAN Service Charges	2,408	304	1,156	1,156		
525020	Pagers and Cell Phones	0	0	0	0		
525021	Smart Phone Charges	3,729	946	3,700	4,039		
525030	800 MHz Radio Service Charges - 14	8,115	4,610	14,253	15,653		
525031	800 MHz Radio Maintenance Contracts - 32	61,432	0	149,864	155,405		
525041	E-mail Service Charges	0	68	0	0		
525042	Share Point Service Charges	0	0	912	0		
525100	Postage				600		
525210	Conference, Meeting & Training Expense	16,003	4,356	22,000	38,511		
525230	Subscriptions, Dues, & Books	4,613	3,937	5,026	5,091		
525240	Personal Mileage Reimbursement	313	124	225	750		
525250	Motor Pool Reimbursement	564	943	1,000	1,000		
525430	Emergency Generator Fuel	7,677	0	4,810	3,705		
525500	Laundry & Linen				300		
525600	Uniforms & Clothing	702	0	1,000	2,753		
525700	Employee Service Awards				2,194		
529903	Contingency	0	0	87,166	87166		
	*** Total Operating**	**619,865**	**327,240**	**978,151**	~~1,041,652~~ 1128818	**0**	**0**
	**** Total Personnel & Operating**	**789,402**	**392,033**	**1,171,219**	~~1,234,720~~ 1321886	**0**	**0**

COUNTY OF LEXINGTON
EMERGENCY TELEPHONE SYSTEM E-911
Annual Budget
Fiscal Year - 2015-16

Fund: 2605
Division: Public Safety
Organization: 131300 - Communications

Object Code	Expenditure Classification	2013-14 Expend	2014-15 Expend (Dec)	2014-15 Amended (Dec)	2015-16 Requested	*BUDGET* 2015-16 Recommend	2015-16 Approved
	Capital						
540000	Small Tools and Minor Equipment	5,311	456	6,246	21,276		
540010	Minor Software	0	0	0	0		
	New and Replacement Monitors				4,000		
	Replacement Dispatch Chairs				7,073		
	New and Replacement PC's				29,917		
	Public Education Mascot				4,000		
	911 Dispatch Protocal Software				578,696		
	Intrado Viper Pod 4 Expansion				89,870		
	VPI Recording Empower 911				44,965		
	**** Total Capital**	**5,311**	**456**	**6,246**	**779,797**	**0**	**0**
	Other Financing Uses						
814507	Op Trn to 911 Communication Center	0	0	0			
	*****Total Other Financing Uses**	**0**	**0**	**0**	**0**	**0**	**0**
	***** Total Budget Appropriation**	**794,713**	**392,489**	**1,177,465**	~~2,014,517~~ 2,101,683	**0**	**0**

SECTION IV

COUNTY OF LEXINGTON
Capital Item Summary
Fiscal Year - 2015-16

Fund # 2605 Fund Title: E911
Organization # 131300 Organization Title: PS/Communications
Program # Program Title:

Qty	Item Description	***BUDGET*** 2015-16 Requested Amount
540000	Small Tools & Minor Equipment	21,276
	New and Replacement Monitors	4,000
	Replacement Dispatch Chairs	7,073
	New and Replacements PC's	29,917
	Public Education Mascot	4,000
	911 Dispatch Protocall Software	578,696
	Intrado Viper Pod 4 Expansion	89,870
	VPI Empower 911	44,965

**** Total Capital (Transfer Total to Section III)** **779,797**

SECTION V. – PROGRAM OVERVIEW

911 DIVISION

PROGRAM 1 - 911 TRAINING

The 911 Training Division is responsible for the recruitment, selection, initial training and continuing education of all Lexington County Consolidated 911 Telecommunicators, along with coordinating the mandated 911 Telecommunicator Certification through the South Carolina Criminal Justice Academy for all Public Safety Answering Point (PSAP) Telecommunicators countywide. Additionally, all Lexington County Consolidated 911 Telecommunicators are trained and or certified in the following: Cardio-Pulmonary Resuscitation (CPR), Association of Public Safety Communications Officials (APCO) Basic Telecommunicator, Emergency Medical Dispatch (EMD), National Crime Information Center (NCIC) and National Incident Management System (NIMS). The 911 Training Division is also responsible for establishing and maintaining written directives and standard operating procedures for the Lexington County Communications Center; designing and implementing a career development program; ensuring accreditation compliance by adhering to strict training guidelines and maintaining accurate documentation of all 911 emergency communications training completed by Telecommunicators.

PROGRAM 2 - 911 PUBLIC EDUCATION

To promote greater understanding of 911 and emergency response services available to the citizens of Lexington County, the 911 Training Division provides a comprehensive public education program. This program consists of presentations designed to be both informative and educational, offered to schools, child/adult care facilities, businesses, churches and community groups. These presentations reinforce the proper use of 911, through demonstrations by public safety personnel, videotapes, posters, instructional brochures and handout materials such as stickers, pencils, pens and coloring books. The 911 Training Division also collects pertinent information from the residents of Lexington County relating to medical, fire service and or law enforcement concerns, such as hearing or speech impaired occupants, which is then entered into a computer aided dispatch database, to assist the 911 Telecommunicator and emergency responders.

PROGRAM 3 - 911 SYSTEM MANAGEMENT

There have been a number of technological advances in communications, to include voice, data, and video communications services. The 911 Training Division currently manages and supports the maintenance of the database operations along with the 911 related telephone equipment and other required services for all Lexington County Public Safety Answering Points (PSAP's), to include the overall financial support. Additionally the 911 Training Division is dedicated to the research and development of identifying new technologies designed to improve emergency communications.

SECTION VI. – LINE ITEM NARRATIVES

SECTION VI. A. – LISTING OF REVENUES

435100 – 911 Tariff **$600,000**

This is the 911 fees collected from phone companies for all Landline telephones in the Lexington County service area. Landline usage is decreasing. Projection based on the revenues received through Dec 2014.

435101 – 911 CMRS Cell Phone Surcharges **$600,000**

This is the revenues received quarterly from the state 911 funds for the number of cell phone calls processed in Lexington County. Projection based on the revenues received through Dec 2014.

435103 – 911 Cost Recovery Reimbursements **$136,000**

This is the revenues received quarterly from the state 911 funds for items or charges incurred by Lexington County 911 that are eligible for reimbursement. Projection based on quarterly reports, (Not including special Projects).

437550 – 911 Tape Sales **$1,000.00**

This is revenues collected for the processing of 911 recording request.

PERFORMANCE INDICATORS

911 Communications 2014

	Jan	Feb	Mar	Apr	May	Jun	Jul	Aug	Sep	Oct	Nov	Dec	TOTALS
Total Telephone Calls Received													
Lexington County	33,092	30,369	34,970	34,095	35,963	37,292	37,781	37,349	35,042	36,142	32,697	34,458	419,250
Batesburg/Leesville	77	122	141	128	140	54	144	44	56	167	143	156	1,372
Cayce	540	522	566	619	635		579	686	540	579		565	5,831
West Columbia	863	836	1,013	961	964	1,046	1,021	1,066	1,186	1,190	988	1,149	12,283
Total Telephone Calls Received													***438,736***
Cell Phone Calls Received													
Lexington County	23,468	21,886	24,462	24,565	26,340	27,317	27,336	26,875	25,253	25,950	23,639	24,891	301,982
Batesburg/Leesville	46	80	90	87	90	32	97	106	56	106	105	102	997
Cayce	194	175	197	217	227		198	185	185	210		196	1,984
West Columbia	688	648	808	761	767	635	688	581	651	680	782	888	8,577
Total Cell Phone Calls Received													***313,540***
Law Enforcement CAD Events													
Airport PD	10	23	34	31	38	23	26	25	21	22	18	17	288
Chapin PD	210	228	255	230	296	281	257	243	216	266	239	252	2,973
Gaston PD	146	225	241	235	250	252	231	246	269	403	221	323	3,042
Irmo PD	1,111	1,176	1,400	1,101	1,200	1,034	1,191	1,153	1,045	1,036	1,080	1,181	13,708
Lexington PD	2,070	2,308	2,557	2,451	2,681	2,684	2,491	2,795	2,325	2,628	2,226	2,362	29,578
Pelion PD	174	179	244	217	287	219	230	226	231	222	217	202	2,648
Pineridge PD	177	204	218	191	175	190	210	324	206	252	192	213	2,552
South Congaree PD	387	461	533	471	493	427	498	487	385	496	459	556	5,653
Springdale PD	359	405	478	433	446	538	530	466	447	522	408	429	5,461
Swansea PD	172	155	195	252	219	247	221	205	252	292	204	161	2,575
Total Municipal LE CAD Events	***4,816***	***5,364***	***6,155***	***5,612***	***6,085***	***5,895***	***5,885***	***6,170***	***5,397***	***6,139***	***5,264***	***5,696***	***68,478***
Sheriff's Department	11,877	12,823	16,231	17,008	17,560	17,592	18,309	15,726	15,466	15,324	12,842	15,005	185,763
Total Law Enforcement CAD Events	***16,693***	***18,187***	***22,386***	***22,620***	***23,645***	***23,487***	***24,194***	***21,896***	***20,863***	***21,463***	***18,106***	***20,701***	***254,241***
EMS CAD Events													
Lexington County EMS	2,509	2,802	3,231	3,128	3,414	3,279	3,173	3,520	3,244	3,401	3,228	3,680	**38,609**

Fire Service CAD Events	Jan	Feb	Mar	Apr	May	Jun	Jul	Aug	Sep	Oct	Nov	Dec	TOTALS
Lexington County Fire	806	896	1,055	919	1,001	977	945	1,025	955	1,005	1,048	985	11,617

PERFORMANCE INDICATORS

911 Communications 2014

Irmo Fire	188	244	231	239	233	248	224	259	225	279	276	330	2,976
Airport Fire	8	6	11	14	18	11	11	11	6	11	8	6	121
Batesburg Fire	50	60	55	48	79	61	57	64	54	68	71	74	741
West Columbia Fire												157	157
Total Fire CAD Events	***1,052***	***1,206***	***1,352***	***1,220***	***1,331***	***1,297***	***1,237***	***1,359***	***1,240***	***1,363***	***1,403***	***1,552***	***15,455***
Miscellanous Departments													
Animal Control	36	37	38	61	58	42	36	39	33	35	26	32	473
Coroner	36	66	61	66	52	64	47	59	47	58	73	65	694
Total Miscellaneous Departments	***72***	***103***	***99***	***127***	***110***	***106***	***83***	***98***	***80***	***93***	***99***	***97***	***1,167***
Miscellaneous Activity													
Complaints	***0***	***0***	***1***	***1***	***0***	***1***	***3***	***0***	***3***	***0***			***9***
NCIC Enteries/Deletions/CCH	301	279	361	378	239	389	352	377	297	364	347	371	4,055
Tape Request Completed	91	99	134	107	118	93	131	99	131	125	136	137	1,401
Vacancies/Apps in Progress	2/6	1/3	2/3	2/3	7/5	4/2	4/6	4/5	4/5	4/5	8/6	4/3	

Dispatch Times

FIRE -FRACTILE % DISP UNDER 1:0	31%	41%	45%	44%	40%	42%	44%	48%	60%	73%	60%	62%
%DISP UNDER 1:59	68%	79%	80%	79%	80%	79%	82%	88%	88%	90%	86%	88%
EMS FRACTILE % DISP UNDER 1:00	41%	34%	34%	42%	41%	33%	36%	48%	49%	58%	48%	48%
%DISP UNDER 1:59	90%	85%	83%	87%	86%	80%	84%	82%	87%	79%	85%	86%
POLICE FRACTILE % DISP UNDER 3	46%	48%	50%	52%	55%	52%	55%	84%	83%	93%	85%	86%
%DISP UNDER 4:00	66%	66%	67%	69%	71%	70%	72%	91%	90%	96%	92%	93%
LCSD FRACTILE % DISP UNDER 3:0	36%	40%	40%	38%	40%	40%	42%	82%	84%	91%	82%	84%
%DISP UNDER 4:00	53%	57%	55%	53%	55%	55%	59%	89%	90%	94%	89%	91%

% of 911 Telephones Answered Within State Standard

State Standard --90% within 10 Seconds	74.72%	74.39%	82.96%	84.16%	84.48%	82.22%	83.60%	82.34%	80.72%	78.44%	77.91%	80.74%
20 Seconds	96.44%	96.67%	98.37%	98.84%	99.00%	98.57%	98.71%	98.44%	98.36%	98.07%	97.41%	98.72%
30 Seconds	99.26%	99.29%	99.75%	99.82%	99.83%	99.71%	99.79%	99.68%	99.77%	99.71%	98.94%	99.85%
Top Shift			D	D	B	A	D					
Shift Of the Quarter			D									

PERFORMANCE INDICATORS

911 Communications 2014

A Shift 90% within 10 Seconds	79.03%	83.66%	85.12%	85.83%	88.07%	86.15%	83.13%	81.41%	77.99%	80.92%	81.63%	
B Shift 90% within 10 Seconds	75.99%	82.28%	83.08%	86.37%	77.77%	85.01%	83.92%	82.19%	78.28%	76.70%	78.72%	
C Shift 90% within 10 Seconds	59.61%	71.14%	80.53%	77.36%	76.95%	73.48%	73.16%	74.00%	68.97%	72.02%	70.51%	
D Shift 90% within 10 Seconds	81.52%	91.55%	88.75%	86.13%	84.13%	88.52%	88.00%	87.04%	86.18%	85.12%	89.47%	
Part Time 90% within 10 Seconds		81.38%	83.15%	84.05%	83.58%	84.21%	80.03%	75.23%	74.55%	75.89%	70.84%	
1-1 Shift 90% within 10 Seconds		78.48%	79.04%	81.46%	80.33%	85.43%	82.60%	83.13%	81.61%	81.72%	81.73%	

Budget Informtion

Quarterly Cost Recovery Funds

Quarterly Wireles Funds *$ 233,482.24*

Tape Fees Collected

$ 65.00	$ 115.00	$ 327.40	$ 130.00	$ 140.00	$ 135.00	$ 110.00	$ 40.00	$ 10.00	$ 35.00	$ 90.00	$320.00	$ 1,517.40

Customer Service Initiatives

TOP 3 Call Takers of the Month

Cefalo Anderson Heimbuch	Clamp Jaen Collina	Clyburn Nicholas Heimbuch	Collins Peterson Jaen	Collins Blease Christensen Cefalo Williams	Clamp Kullick Collins	D. Williams T.Collins J White	D. Williams T.Collins J White	D. Williams T.Collins A,Blease	D. Williams C. Cefalo A. Blease	T. Gollwitzer E. Jaen J. Clamp	J. Hendrix T. Collins C. Cefalo

108-0

Special Projects

Project Name	Start Date	Expected Comp Date	Monthly Update	Budget Issues	Date Complete

SECTION VI. B. – LISTING OF POSITIONS

Current Staffing Level:

Job Title	Positions	Full Time Equivalent General Fund	Other Fund	Total	Grade
Training Coordinator	1		1	1	16
ECC Systems Administrator	1		1	1	18
Administrative Assistant	1		1	1	9
TOTAL POSITIONS	3		3	3	

**3 Positions require insurance

FUND 2605
PS/COMMUNICATIONS (131300)
FY '15 – 16' BUDGET REQUEST

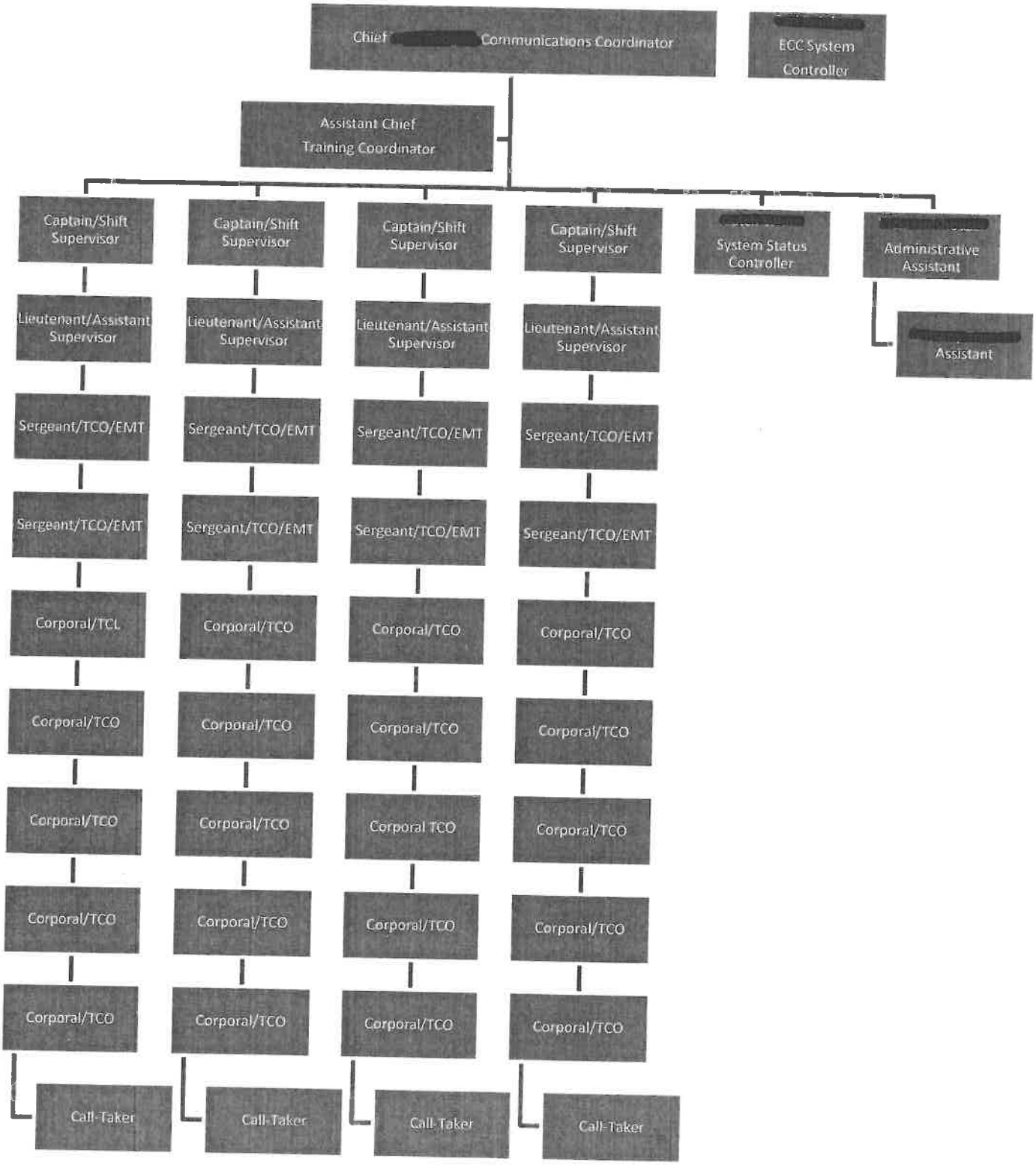

SECTION VI.C. – OPERATING LINE ITEM NARRATIVES

911 DIVISION

520100 - CONTRACTED MAINTENANCE **$ 330,583**

PROGRAM 3 - 911 SYSTEM MANAGEMENT $ 330,582.90

This account will cover the cost of maintaining 911 equipment at all five Public Safety Answering Points, Batesburg, Cayce, West Columbia and Lexington backup center and Ball Park Road.

AT&T	
Lexington(Backup)	6,685/mo x 12 = $80,220 + tax = $85,835.40
West Columbia	1,611/mo x 12 = $19,344 + tax = $20,698.08
Cayce	1,099/mo x 12 = $13,188 + tax = $14,111.16
Batesburg	1,299/mo x 12 = $15,588 + tax = $16,679.16
Ball Park Road	4,559/mo x 12 = $54,708 + tax = $58,537.56

This account will also cover cost of maintaining uninterrupted power source (UPS) at the Lexington backup facility.
UPS Total = $8,000.00

This account will cover the cost of maintaining uninterrupted power source (UPS) at the Ball Park Road Facility.
UPS Total = $48,010.65

This account will cover the maintenance of PowerDMS Software for CALEA Accreditation to include the PowerDMS Policy and PowerDMS Standards.
PowerDMS Policy = $3,000
PowerDMS Standards = $1,150

This Account will cover the maintenance of CAD Maps for Cayce, West Columbia & Batesburg PSAPS.
ESI MAPS = $6,000

This account will cover the 24 x 7 maintenance for the APCO Emergency Medical (MEDS).
MEDS Total = $9,065

This account will cover the annual maintenance for the Scheduling software, Ragnasoft/Planit.
PLANIT Total =2,450

This account will cover the annual maintenance for the Guardian Tracking Employee Performance Documentation/Early Intervention & Recognition Software.
Guardian Tracking Total = $1,915.00

This account will cover the annual System version upgrade from Motorola API on Audiolog TLR Dongle #17380
Annual Motorola upgrade Total = $20,000.00

PageGate Version Upgrade = $250.00

This account will count the annual maintenance for recording equipment at all of the PSAPS. (Ball Park Road was covered for 2 years from date of purchase for new Center.)

Lexington (Backup)	$15,122.10 + tax = $16,180.65
West Columbia	$5,240.55 + tax = $5,607.39

Cayce	$4,990.65 + tax = $5,340.00
Batesburg	$4,990.65 + tax = $5,340.00
Ball Park Road	$2,255.00 + tax = $2,412.85 (10 Channel Add on align 7/1/15-1/22/17)

520200 - CONTRACTED SERVICES **$337,203**

PROGRAM 3 - 911 SYSTEM MANAGEMENT $337,202.60

This account will also cover the cost of E-911 network service charges. Does NOT include Late Fees.

AT&T Subscriber Billing (Est) $17,428 x 12/mo = $209,136.00 + tax = $223,775.52
Covers the cost of pre employment testing. CALEA standards require all 911 Operators must be physically capable of performing their duties and requires a physician to certify the person is capable of performing their duties

Work Key Testing $49 x 20 employees = $980
Physicals $45 x 20 employees = $900
Psychological testing = 20 employees x $225 = $4,500

This account will provide contracted services 24 hours a day 7 days a week including holidays for:
Admin Building to Pal 800
2-T-1 Lines to include line card $714.00 x 2 x 12/mo + tax = $18,335.52
Radio Loop for Radio Infrastructure - $25 x 12/mo + tax = $321.00

ECC Ball Park Road
11-4 Wire Circuits for UHF/VHF Radios & Conventional Paging
$1,010.00 per month x 12/mo + tax = $12,968.40
ECC to Pal 800
2 Metro-E Lines for 800 MHz Radio's $824 x 12/mo + tax = $10,580.16

Phase II Wireless $210 x 5 PSAPS x 12/mo + tax = $13,482.00

Sonnet Ring $4000 x 12/mo + tax = $51,360

520400 – ADVERTISING AND PUBLICITY **$500**

PROGRAM 2 – PUBLIC EDUCATION $500

This account provides fees for Public Education, i.e. South Carolina State Fair, Public Safety Day, Sheriff's Department Trail of Treats, Lexington PD Fall Festival.

520510 – INTERPRETER SERVICE **$7,800**

PROGRAM 3 – 911 SYSTEM MANAGEMENT $7,800

This account will also provide service to allow all PSAP's in Lexington County to have access to an interpreter during 9-1-1 operations. 911-call history indicates increasing numbers of 9-1-1 calls from non-English speaking persons.

Language Line Monthly Fees - $650/mo x 12 mo = $ 7,800

FUND 2605
PS/911 (131300)
FY '15-16' BUDGET REQUESTS

520702 – TECHNICAL CURRENCY & SUPPORT **$66,988**

PROGRAM 3 – 911 SYSTEM MANAGEMENT $66,988

Cover cost of technical support for:
Arch view ESRI = $428

This account will cover 24 x 7 maintenance for the OSSI CAD (Computer Aided Dispatch).
OSSI CAD Total = $66,560.00

521000 - OFFICE SUPPLIES (Moved from 1000 to 2605) **$4,000**

PROGRAM 3 – 911 SYSTEM MANAGEMENT $ 4,000

Cover costs of office supplies such as toner cartridges.

521100 - DUPLICATING (Moved from 1000 to 2605) **$500**

PROGRAM 3 – 911 SYSTEM MANAGEMENT $500

This account is used to make copies of reports for Law Enforcement, Fire Service, Emergency Medical Service, SLED NCIC entries, Quality Assurance reports and training document such as policy and procedure manuals.

521200 - OPERATING SUPPLIES (Moved from 1000 to 2605) **$ 4,000**

PROGRAM 3 – 911 MANAGEMENT $4,000

Covers the cost of office related items such as pens, pads, and paper used in the course of normal 911 operations.

521213 – PUBLIC EDUCATION SUPPLIES **$2,500**

PROGRAM 2 - 911 PUBLIC EDUCATION $2,500

This account will be used to cover costs of CD's, flyers, pencils, and other materials required for presentations and special events.

522050 – GENERATOR REPAIRS & MAINTENANCE **$3,725**

PROGRAM 3 – 911 MANAGEMENT $3,724.65

Covers the cost of generator repairs or maintenance at Ball Park Road tower generator and 2 units at ECC. Cost Coordinated with Building Services.

Maintenance - $773.20 x 2 units + tax = $1,654.65
Repairs - $500.00 x 2 units + tax = $1,070
Repairs – unit at Tower = $1000

FUND 2605
PS/911 (131300)
FY '15-16' BUDGET REQUESTS

522100 - HEAVY EQUIPMENT REPAIRS & MAINTENANCE **$1,000**

PROGRAM 3 - 911 SYSTEM MANAGEMENT $1,000

This account will be used to cover the cost of repairing and maintaining the radio tower, and equipment not covered under contracted maintenance.

CIPOV (Tower Lights) $500 x 2 = $1,000

522200 - SMALL EQUIPMENT REPAIR & MAINTENANCE **$3,000**

PROGRAM 3- 911 SYSTEM MANAGEMENT $3,000

This account will be used to cover the cost of repairing computers, fax machines, paging system, console equipment, Audio Visual, Camera Equipment, printers and equipment not covered under contracted maintenance. It also covers the Alarm at the Ball Park Road Tower.

524201 – GENERAL TORT LIABILITY INSURANCE **$72**

PROGRAM 3 – 911 SYSTEM MANAGEMENT $ 72

This account will cover cost of general tort liability for Training Coordinator, ECC System Controller, and 911 Administrative Assistant.

$24.00 per employee x 3 employees = $72

524202 – SURETY BONDS **$0**

PROGRAM 3 – 911 SYSTEM MANAGEMENT $0

This account will cover cost of Surety Bonds for the Training Coordinator, ECC System Controller and 911 Administrative Assistant.

525000 - TELEPHONE **$ 48,499**

PROGRAM 3 – 911 SYSTEM MANAGEMENT $48,499.00

This account covers monthly charges for 47 telephone lines emergency, non-emergency, ringdowns and administrative to include, (16 transferable lines at the Lexington Backup facility).

47 PBT Telephone Lines $1,900 x 12/mo = $22,800
2 Fax Lines $100 per month x 12/mo - $1,200
Radio Loops (7) along with 9 cable pairs = $10,800
Tornado Alarm Loop with 6 cable pairs = $1,800
Court House Elevator = $600
12 PBT Telephone Lines (Administrative Building) - $879.72 x 12/mo + tax = $11,299

525002 – TELEPHONE (800 SERVICE) **$ 125**

PROGRAM 3 – 911 SYSTEM MANAGEMENT $125

This account covers the cost of providing 800-telephone service to citizens living outside the Lexington telephone service area.

525004 – WAN SERVICE CHARGES **$ 1,156**

PROGRAM 3 – 911 SYSTEM MANAGEMENT $1,155.60

This account covers the cost of providing WAN Service Charges for the Communications Coordinator and the Training Coordinator.

2 WAN Devices x 45 per month x 12 months + tax = $1,155.60

525021 – SMART PHONES PHONE **$4,039**

PROGRAM 3 – 911 SYSTEM MANAGEMENT $4,039

Smart Phones for 4 (On Call Personnel) for after hour duties – (2 x $96/mo x 12 mo + tax)
(2 x $57/mo x 12 mo + tax)

525030 - 800 MHZ RADIO SERVICE CHARGES **$15,653**

PROGRAM 3 – 911 SYSTEM MANAGEMENT $15,652.22

This account covers the cost of operating consoles and radios in Central Dispatch operations.
22 Radios 5 Sites Secure x $50.41/mo x 12 months plus encryption $5 per radio + tax = $15,652.22

525031 - 800 MHZ MAINTENANCE **$155,405**

PROGRAM 3 – 911 SYSTEM MANAGEMENT $155,404.07

This account covers the cost of annual maintenance for the radio equipment used in the daily operations of the 911 center 24 hours a day 7 days a week for the Lexington backup and Ball Park Road.

Infrastructure Repair with Advanced Replacement for MCC7500 Operator Positions, 1 Dispatch Site:
$1,211 x 12 months + tax = $15,549.24
Network Monitoring, Dispatch and Security Update Service:
$458 x 12 months + tax = $5,880.72
Onsite Infrastructure response for 18 MCC7500 Operator positions, 1 Dispatch Center/Site:
$1,200 x 12 months + tax = $15,408
Service Update – SUA to include hardware and software: $5,150 x 12 months + tax = $66,126
Infrastructure repair with Advanced Replacement for 1 ENH Dispatch Site, 3 Quantar VHF Back-up radios and Ball Park Road Tower, 4 MTR2000 800MHz Receiver Back-up Radio's on Admin Building Rooftop and Ball Park Road Tower: $1,103 x 12 months + tax = $14,162.52
Radio Repair Service, VHF Back-up Radio at Ball Park Radio Tower: $16.66 x 12 months + tax = $213.92
1 AVL User Support Management Network: MARVLIS: $2,279.15 x 12 months + tax = $29,264.29

Local Radio Support for 3 Quantar VHF Back-Up Radios at Ball Park Road Radio Tower, 4MTR2000 800MHz Receiver Back-Up Radio's on Admin Building Rooftop and Ball Park Road Radio Tower, 2 CDM750:
$685.31 x 12 months + tax = $8,799.38

525100 – POSTAGE (Moved from 1000 to 2605) **$600**

PROGRAM 3 – 911 SYSTEM MANAGEMENT $600

The Communications division is required to correspond with numerous agencies as well as attorney's office. This account will also be used to send correspondence to MY 911 participants and to comply with the CALEA standards regarding community surveys.

525210 – CONFERENCE, MEETINGS & TRAINING EXPENSES **$ 38,511**

PROGRAM 1 - 911 TRAINING $38,511

This account will be used to cover cost of state mandated 911 certification courses at SC Criminal Justice Academy and training/continuing education courses required for renewal of all certifications to include Basic 911, (MEDS) Medical Emergency Dispatch, Fire Service Dispatch, NCIC (National Crime Information Computer, (NIMS) National Incident Management, (CPR), (EMT) Emergency Medical Technician, (APCO) Association of Public Safety Communications Officials and Law Enforcement Dispatch.

Medical Dispatch $75/class x 10 employee = $ 750.
(Required for Emergency Medical Certification)

911 State Mandated Certification $700/class x 15 = $10,500
(Required by State 911 Certification)

Fire Service Dispatch Class $75/class x 10 employees = $750.
(Required for APCO Certification)

Communications Center Supervisor Class $399/class x 4 employees = $1,596
(Required for APCO Certification)

OSSI CAD On-going CAD Training Certification
Registration and Lodging 2 employees x $625 = $1,250

Bi-Monthly In-Service Training = 6 classes = 2,000
(Required Continuing Education Credits for Various Training Certifications)
Including:

- CPR, NCIC, APCO, EMD, AVL, CAD, Mapping, Stress Debriefing
- Dispatching-- Fire, EMS and Law Enforcement Protocols, Helicopters, K-9, Traffic stops, Chases, Entrapments, Active Shooters, Multiple Agency Coordination,
- Call Taking—Suicidal, In-Progress/Active, Domestic Violence, Children, Elderly, TRU, Barricaded Subjects, 911 Hang-ups,

(Below are all required for CALEA Reaccreditation)
CALEA Conference 1 person Training $4,000 = $4,000
CALEA Accreditation Training On-Line $1,000
CALEA Annual Continuation Fee = $3,500

Public Safety Leadership Training = $1,000 x 4 employees = $4,000.00

Crystal Reporting Training - $750.00 registration + lodging x 2 employees = $2,700.00

National Public Educator Forum Conference designated specifically to public safety educators Registration & Lodging for 1 employee = $1,500.00

To cover the cost of attending developmental workshops and state continuing education training sessions for telecommunications operators. (Moved from 1000 to 2605)

EMD Recertification for 30 employees x $30 plus tax = $963
(Required for Emergency medical Dispatch certification)

EMD Instructor Recertification 1x $95 plus tax = $102
(Required for Emergency Medical Dispatch Certification)

Emergency Medical Continuing Education for Training Instructor = $700
(Required for Emergency Medical Dispatch Certification)

APCO/NENA State 911 Training Conference = $800.00 x 4 employees = $3,200.00

525230 – SUBSCRIPTIONS, DUES & BOOKS **$5,091**

PROGRAM 2 – 911 TRAINING $5,091

This will allow for NENA (National Emergency Number Association), SCPAC (Police Accreditation Coalition) and CPAC (Communications Accreditation Coalition) memberships and training materials for the Communications Coordinator and the 911 Training officers.

DUES- SCPAC= $150
NENA= $275
CALEA PAC = $500
APCO = $1,575 (Group Membership)
APCO Retains = $50
PSCAN = $50

BOOKS- 2 Cross Reference (Blue Books) $800
EMD Manuals = 20 x $79 + tax = $1,691

525240 – PERSONAL MILEAGE REIMBURSEMENT **$750**

PROGRAM 2 – 911 TRAINING $750

This will allow for the use of mileage reimbursement by employees to attend training courses or meetings when motor pool vehicles are not available.

FUND 2605
PS/911 (131300)
FY '15-16' BUDGET REQUESTS

525240 – MOTOR POOL REIMBURSEMNT **$1,000**

PROGRAM 1 – 911 TRAINING $1,000

This will allow for the use of motor pool vehicles by employees to attend training courses.

525430 – EMERGENCY GENERATOR FUEL **$3,705**

PROGRAM 3 – 911 MANAGEMENT $3,705

Covers the cost of Fuel for the backup generators located at Ball Park Road ECC.

2 Units @ 12.5 gallons (1/2 hour run time) each x 52weeks x $2.85 per gallon = $3,705

525500 – LAUNDRY & LINEN (Moved from 1000 to 2605) **$300**

PROGRAM 3 – 911 MANAGEMENT $300

This account will be used to dry clean uniforms for the purpose of reusing them after an employee has terminated employment.

525600 – UNIFORMS & CLOTHING **$2,753**

PROGRAM 3 – SYSTEM MANAGEMENT $ 2,752.53

This will cover uniforms and clothing for the 911 Training Coordinator, statistician, Administrative Assistant, ECC System Controller, and Communications coordinator.

4 Short Sleeve Polo Shirts = $108.00
3 Long Sleeve Polo Shirts = $104.00
3 T-Shirts/undershirts = $36.00
1 Jacket = $45.00
4 Squad Pants = $137.50
TOTAL per employee = $430.50 x 5 employees + tax = $2,303.18

Command Staff Uniform
1 Long Sleeve Dress Shirt = $47.00
1 Short Sleeve Dress Shirt = $47.00
1 pair of Shoes = $82.00
1 Belt = $19.00
Total per Command Staff Employee = $195.00 x 2 employees + tax = $417.30

Command Rank Badges = $5.99 x 5 employees + tax = $32.05

525700 – EMPLOYEE SERVICE AWARDS **$2,194**

Communications has in place an employee recognition program that recognized Employee of the Year, Employee of the Quarter, Shift of the Quarter, and Shift of the Year. This is based upon attendance, performance, Dispatch Times, and Call Answer Times.

4 employee of the Quarter = $50.00 ea + tax = $214.00
1 employee of the year = $150.00 + tax = $160.50
4 Shift of the Quarter = $30.00 x 10 employees per shift + tax x 4 quarters = $1,284.00
1 Shift of the Quarter = $50.00 x 10 employees + tax = $535.00

529903 - CONTINGENCY **$87,166**

PROGRAM 3 - 911 SYSTEM MANAGEMENT $

SECTION V.D. – CAPITAL LINE ITEM NARRATIVES

540000 – SMALL TOOLS AND MINOR EQUIPMENT **$21,276**

This account will be used to replace small tools and equipment that become damaged or are no longer covered under maintenance.

1 Smart Phone replacements $99.00 + Tax = $105.93
Wireless Headsets $150.00 x 20 + Tax = $3,210
Base stations for Wireless Headsets at ECC = $400 x 8 + tax = $3,424
Batteries for Wireless Headsets at ECC = $200 x 16 + tax = $3,424
KVM Switch = $525 x 18 + tax = $10,111.50
Wellness Equipment = $1,000

NEW AND REPLACEMENT MONITORS **$ 4,000**

Monitors are needed for the 911 center and/or as replacements for monitors that become inoperative. Continuous use shortens the life span and frequent replacement is required. Repair is not an option, according to the manufacturer.

New Monitors for Node 2 – 2 Additional Workstations = 6 New Monitors

REPLACEMENT DISPATCH CHAIRS **$ 7,073**

This will be used to replace chairs in the PSAPS. Chairs purchased will be Intensive use High Backs with Adjustable arms.

5 Intensive use chairs x $1,322 + tax = $7,073

NEW AND REPLACEMENT PC'S **$29,917**

All Requirements coordinated through Information Services Department:

(3)Replacement F3 – Laptop's – replacing LC34002, LC34765, and LC34766
Dell Latitude E6540 Laptop = $1,125.00 x 3 + tax = $3,611.25
(22) Replacement F1A – PC's – replacing LC34722, LC34723, LC31714, LC31712. LC31770, LC31987, LC31988, LC31989, LC31858, LC31861, LC31863, LC31864, LC31767, LC31857, LC32982, LC32983, LC31862, LC31859, LC31865, LC32984, LC34181, LC34182
Dell OptiPlex 9020 Desktop = $878.00 x 22 + tax = $20,668.12
(6) Additional F1A – PC's – Node 2 – 2 additional workstations
2 CAD PC's = $878.00 x 2 + tax = $1,878.92
2 County PC's = $878.00 x 2 + tax = $1,878.92
2 Datamaxx PC's = $878.00 x 2 + tax = $1,878.92

FUND 2605
PS/911 (131300)
FY '15-16' BUDGET REQUESTS

PUBLIC EDUCATION MASCOT **$4,000**

Public Education Mascot will be used for Public Safety events such as South Carolina State Fair, Public Safety Day, Lexington PD Fall Festival, and Lexington County Sheriff's Department Trail of Treats. This will provide the interactive learning to educate and inform the community on how the 911 Communications Department receives and processes calls for service. It will increase the public's understanding of when and why they should call 911. The Lexington County 911 Public Education Program continues to grow and receive request for presentations at community events throughout the county.

911 DISPATCH PROTOCALL SOFTWARE - **$578,696**

Implement progressive call taking, prioritization software for dispatching emergency calls for service. In order to move to advanced structured protocols for call taking in order to meet the demanding needs of prioritizing and dispatching emergency calls for EMS, Fire and Law Enforcement, new software is needed. This software implementation is for all disciplines and includes training for all call takers and dispatchers. It will also include a quality assurance component to focus on customer service and skill assessment.

INTRADO VIPER POD 4 EXPANSION **$89,870**

Intrado Viper 4-Position Expansion for Pod 4 will include, Power911 License, Power911 Workstation Hardware, Viper SONIC Kit, 24-Port Cisco Switches, addition of 911 Ingress SIP – License per position, UPS for Workstations, Category 6 Cabling to Workstations, Oneac Lighting Surge Protectors for the Workstations, Workstation Monitors.

Non re-occurring charge = $89,870

Monthly re-occurring charge = $1,110 x 12 months + tax = $14,252.40 to be charged to line 2605 -131300-520100.

VPI EMPOWER 911 **$44,965**

Upgrade Existing VPI Version 4 System to Verion 5x-80 channel analog. Hardware refresh, upgrade all licenses, live monitor/recall included. Installation and Training Included.

SECTION II

COUNTY OF LEXINGTON
Proposed Revenues
Fines, Fees, and Other
Budget FY - 2015-2016

Fund #: 2606 Fund Name: SCE&G

Organ. #: 131101 Organ. Name: Emergency Management

Revenue Code	Fee Title	Actual Fees FY 2014-15	Actual Fees FY 2014-15	12/31/2011 Year-to-Date FY 2015-16	Anticipated Fiscal Year Total FY 2015-16	Budget				
						Units of Service	Current Fee	Current Total Estimated Fees FY 2015-16	Proposed Fee Change	Total Proposed Estimated Fees FY 2015-16
466000		$ 19,543	$ 19,543	$ 19,543	$ 19,543		$ 19,543	$ 19,543		$ 19,543

COUNTY OF LEXINGTON
SCE & G SUPPORT FUND
Annual Budget
Fiscal Year - 2015-16

Fund: 2605
Division: Public Safety
Organization: 131101 - Emergency Preparedness

Object Code	Expenditure Classification	2013-14 Expend	2014-15 Expend (Dec)	2014-15 Amended (Dec)	BUDGET 2015-16 Requested	2015-16 Recommend	2015-16 Approved
	Personnel						
510300	Part Time	0	0	9,126	9126		
511112	FICA - Employer's Portion	0	0	698	698		
511113	State Retirement - Employer's Portion	0	0	995	995		
511130	Workers Compensation	0	0	271	271		
	* Total Personnel	0	0	11,090	11,090	0	0
	Operating Expenses						
520800	Outside Printing	1,558	0	500	420		
521000	Office Supplies	410	383	500	500		
521200	Operating Supplies	755	0	500	500		
521213	Public Education Education	0	0	0	953		
522200	Small Equipment Repairs & Maintenance	990	0	0	1,400		
525090	Other Communication Charges	660	354	2,800	~~2,880~~ 1920		
525210	Conference, Meeting & Training Expense	122	0	596	1,000		
525250	Motor Pool Reimbursement	1,517	605	1,800	800		
	* Total Operating	6,012	1,342	6,696	7,493 ~~8,453~~	0	0
	** Total Personnel & Operating	6,012	1,342	17,786	~~19,543~~ 18,583	0	0
	Capital						
540000	Small Tools & Minor Equipment	3,567	0	2,000	0		
540010	Minor Software	0	0	0	0		
	All Other Equipment	19,638	7,849	12,921	0		
	** Total Capital	23,205	7,849	14,921	0	0	0
	***Total Budget Appropriation	23,205	7,849	14,921	~~19,543~~ 18,583		

SECTION IV

COUNTY OF LEXINGTON
Capital Item Summary
Fiscal Year - 2015-16

Fund # 2606 Fund Title: SCE&G
Organization # 131101 Organization Title: Public Safety Emergency Management
Program # Program Title:

Qty	Item Description	*BUDGET* 2015-16 Requested Amount
	No Capital Items	

** Total Capital (Transfer Total to Section III) 0

SECTION V – PROGRAM OVERVIEW

PS/SCE&G SUPPORT FUND

Summary of Programs:

PROGRAM 1 – PS/ADMINISTRATION

Objectives:

This program provides for services required to support Emergency Management for the V.C. Summer Nuclear Station operations. Lexington County is required by FEMA to plan for evacuation and emergency measures within a ten-mile radius of the plant. Portions of Lexington County to include Chapin, nearly 3,000 county residents, fall within this area.

SECTION VI. - LINE ITEM NARRATIVES

SECTION VI.A. – LISTING OF REVENUES

466000 SCE&G SUPPORT FUNDS	**$19,543**

This funding is used to meet the County's responsibility for Radiological Emergency Planning (REP) for the V.C. Summer Nuclear Station to meet the criteria established by the Federal Emergency Management Agency (FEMA) and the Nuclear Regulatory Commission (NRC).

SECTION VI.B. – PERSONNEL

Current Staffing Level:

	Full Time Equivalent			
Job Title Positions	General Fund	Other Fund	Total	Grade
Emergency Manager	0.90	0.10	1.00	19
Assistant Emergency Mgr	0.90	0.10	1.00	16
Emergency Coordinator	0.00	1.00	1.00	16
TOTAL POSITIONS	1.80	1.200	2.00	

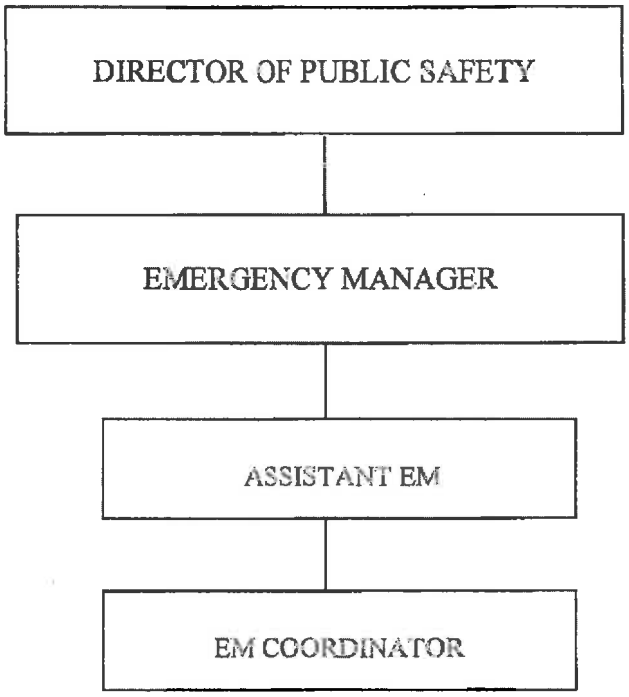

V.C. - OPERATING LINE ITEM NARRATIVES

520800 OUTSIDE PRINTING **$420**

This account will be utilized to purchase Emergency Management brochures to allow the citizens of Lexington County be more aware of the service that Emergency Management offers.

521000 OFFICE SUPPLIES **$500**

This account will be utilized to purchase copy paper, toner, and print cartridges utilized by the Lexington County Emergency Management Division in the performance of their duty.

521200 OPERATING SUPPLIES **$500**

This account will be utilized to provide supplies for all the Emergency Management Division that are necessary for the day to day operations of the division. This includes replacement of gloves, batteries, and damaged small office equipment such as three-hole punch and stapler.

521213 PUBLIC EDUCATION SUPPLIES **$953**

This account will be used for the purpose of public outreach and education for our citizens. Funds will be used to purchase educational brochures, banners, displays and various items needed for participation at Public Safety Day, the SC State Fair, and various community events.

522200 – SMALL EQUIPMENT REPAIRS & MAINTENANCE **$1,400**

This account will be used to calibrate digital radiological equipment in support of V.C. Summer Nuclear operations to ensure readiness to respond to radiological emergencies.

525090 – OTHER COMMUNICATION CHARGES ~~$2,880~~ 1920

This account will be used for monthly voice access fees for satellite phones.

2 Satellite Radios $80/months x 12 months = ~~$2,880.00~~ 1920

525210 CONFERENCES, MEETINGS, AND TRAINING EXPENSE **$1,000**

This account will be utilized to cover the expense of trainings, conferences, and meetings vital to keeping up current knowledge and awareness of current Emergency Management trends and maintain current capabilities.

525250 MOTOR POOL REIMBURSEMENT **$800**

This account will be utilized to pay for the use of a Lexington County Fleet vehicle during the course of attending meetings, conducting Lexington County business, attending conferences, or acting on an on-call basis.

VI.D. – CAPITAL LINE ITEM NARRATIVES

NONE

COUNTY OF LEXINGTON
PUBLIC DEFENDER
Annual Budget
Fiscal Year 2015-16

Object Code	Revenue Account Title	Actual 2013-14	Received Thru Dec 2014-15	Amended Budget Thru Dec 2014-15	Projected Revenues Thru Jun 2014-15	Requested 2015-16	Recommend 2015-16	Approved 2015-16
	*** P/D (Indigent Criminal Defense) 2618:**							
	Revenues:							
451610	State Revenue (Lexington)	91,242	42,424	95,000	95,000	95,000		
461000	Investment Interest	0	0	0	0	0		
	**** Total Revenue**	91,242	42,424	95,000	95,000	95,000	0	0
	*****Total Appropriation**				95,000	95,000	0	0
	FUND BALANCE Beginning of Year				(1,278)	(1,278)	(1,278)	(1,278)
	FUND BALANCE - Projected End of Year				(1,278)	(1,278)	(1,278)	(1,278)

Fund: 2618
Division: Judicial
Organization: 141400 - Public Defender

Object Code	Expenditure Classification	2013-14 Expend	2014-15 Expend (Dec)	2014-15 Amended (Dec)	*BUDGET* 2015-16 Requested	2015-16 Recommend	2015-16 Approved
	Personnel						
	*** Total Personnel**	**0**	**0**	**0**	**0**	**0**	**0**
	Operating Expenses						
520300	Professional Services	91,252	46,496	95,000	95,000		
	*** Total Operating**	**91,252**	**46,496**	**95,000**	**95,000**	**0**	**0**
	**** Total Personnel & Operating**	**91,252**	**46,496**	**95,000**	**95,000**	**0**	**0**
	Capital						
	**** Total Capital**	**0**	**0**	**0**	**0**	**0**	**0**
	***** Total Budget Appropriation**	**91,252**	**46,496**	**95,000**	**95,000**	**0**	**0**

OFFICE OF THE PUBLIC DEFENDER
Eleventh Judicial Circuit
Lexington, Saluda, Edgefield,
and McCormick Counties

ROBERT M. MADSEN
Circuit Public Defender

ELIZABETH FULLWOOD
Lexington Public Defender
407½ W. Main St.
Lexington, SC 29072
Telephone (803) 785-8873
Fax (803) 957-1443

BENNETT E. CASTO
Tri-County Public Defender
Post Office Box 1852
McCormick, SC 29835
Telephone (864) 852-9555
Fax (864) 852-9554

February 12, 2015

Joe Mergo
Administrator
Lexington County
212 South Lake Drive
Lexington, South Carolina 29072

RE: Eleventh Circuit Public Defender Budget

DELIVERED BY HAND

Dear Joe:

Attached is the proposed Eleventh Circuit Public Defender budget for FY 15/16. The Eleventh Circuit Public Defenders Office requests Lexington County increase their contribution $26,990 this year to $541,296. This amount encompasses the additional monies spend by this office for the mandated merit raises of FY 13/14.

I request an audience with either County Council as a whole or the appropriate judicial committee to answer any questions they may have about the Eleventh Circuit Public Defenders Office, our budget, or our funding request.

With my warm personal regards, I remain,

Sincerely,

Robert M. Madsen

COUNTY OF LEXINGTON
PUBLIC DEFENDER
Annual Budget
FY 2015-16 Estimated Revenue

Object Code	Revenue Account Title	Actual 2013-14	Received Thru Dec 2014-15	Amended Budget Thru Dec 2014-15	Projected Revenues Thru Jun 2014-15	Requested 2015-16	Recommend 2015-16	Approved 2015-16
	*** Public Defender 2619:**							
	Revenues:							
451610	State Revenue (Lexington)	314,252	205,345	342,616	342,616	342,616		
451611	State Revenue (Tri-Counties)	68,377	44,681	74,549	74,549	74,549		
451620	State Supplemental (Lexington)	63,274	49,939	87,845	87,845	87,845		
451621	State Supplemental (Tri-Counties)	16,459	11,911	22,851	22,851	22,851		
451630	Public Defender Fees (Lexington)	0	0	0	0	0		
451631	Public Defender Fees (Tri-Counties)	0	0	0	0	0		
451632	Probation Fees (Lexington County)	27,584	22,170	40,307	40,307	40,307		
451633	Civil Fees (Lexington County)	23,304	19,264	32,997	32,997	32,997		
451634	CDV Fees (Lexington County)	78,126	39,063	78,126	78,126	78,126		
451635	DUI Fees (Lexington County)	55,401	27,700	55,401	55,401	55,401		
451636	Probation Fees (Tri-Counties)	7,176	5,365	10,485	10,485	10,485		
451637	Civil Fees (Tri-Counties)	6,062	4,604	8,583	8,583	8,583		
451638	CDV Fees (Tri-Counties)	16,999	8,500	16,999	16,999	16,999		
451639	DUI Fees (Tri-Counties)	12,055	6,027	12,054	12,054	12,055		
455004	Tri-Counties Contribution Funding	66,000	26,750	66,000	66,000	66,000		
457000	Federal Grant Income	0	0	0	0	0		
461000	Investment Interest	111	117	100	100	100		
462002	Workers Compensation Reimburseme	0	0	0	0	0		
469900	Miscellaneous Revenues	51	52	0	0	0		
801000	Op Trn from General Fund	514,306	257,154	514,306	514,306	541,296		
822619	RET from Public Defender	0	0	0	0			
	**** Total Revenue**	**1,269,537**	**728,642**	**1,363,219**	**1,363,219**	**1,390,209** 10	**0**	**0**
	*****Total Appropriation**				**1,469,891**	**1,390,209** 10	**0**	**0**
	FUND BALANCE Beginning of Year				238,977	132,305	132,305	132,305
	FUND BALANCE - Projected End of Year				132,305	132,305	132,305	132,305

COUNTY OF LEXINGTON
PUBLIC DEFENDER
Annual Budget
Fiscal Year - 2015-16

Fund: 2619
Division: Judicial
Organization: 141400 - Public Defender

Object Code	Expenditure Classification	2013-14 Expend	2014-15 Expend (Dec)	2014-15 Amended (Dec)	2015-16 Requested	BUDGET 2015-16 Recommend	BUDGET 2015-16 Approved
	Personnel						
510100	Salaries & Wages - 17	830,289	407,839	915,157	897,971		
510200	Overtime	0	0	0			
511112	FICA Cost	59,793	29,355	70,010	68,695		
511113	SCRS - Employer's Portion	80,005	38,250	99,752	99,316		
511114	PORS - Employer's Portion	0	0	0			
511120	Employee Insurance - 16	121,550	62,400	132,600	132,600		
511130	Workers Compensation	2,983	1,463	3,262	3,262		
511131	SC Unemployment	0	0	0	0		
511213	SCRS - Employer Portion (Retiree)	8,066	3,977	0			
519999	Personnel Contingency	0	0	0	0		
	*** Total Personnel**	**1,102,686**	**543,284**	**1,220,781**	**1,201,843** 34	**0**	**0**
	Operating Expenses						
520219	Water & Other Beverage Service	319	177	300	350		
520300	Professional Services	0	0	0			
520303	Accounting/Auditing Services	0	0	0			
520704	Computer Security & Management Serv	0	0	0			
521000	Office Supplies	8,471	5,938	7,500	8,500		
521100	Duplicating	4,497	1,311	3,000	3,500		
522000	Building Repairs & Maintenance	0	0	0			
522200	Small Equip Repairs & Maintenance	0	0	0			
523100	Building Rental	26,758	15,601	28,741	29,792		
524000	Building Insurance	161	161	165	165		
524201	General Tort Liability Insurance	946	946	974	974		
524202	Surety Bonds	0	0	170	170		
525000	Telephone	7,037	4,120	7,500	7,500		
525004	WAN Service Charges	5,880	2,940	6,220	6,220		
525020	Pagers and Cell Phones (2)				360		
525041	E-mail Service Charges - 16	1,227	569	1,377	1,377		
525100	Postage	1,693	726	1,500	1,700		
525210	Conference, Meeting & Training Expense	10,191	9,502	13,500	15,000		
525230	Subscriptions, Dues & Books	10,253	9,510	13,500	13,500		
525240	Personal Mileage Reimbursement	18,173	11,065	24,000	26,000		
525328	Util / Public Defenders Offices	5,088	2,533	4,914	5,100		
529903	Contingency	0	0	129,835	54,501		
						0	**0**
	*** Total Operating**	**100,694**	**65,099**	**243,196**	**174,709**		
						0	**0**
	**** Total Personnel & Operating**	**1,203,380**	**608,383**	**1,463,977**	**1,376,552** 13		
	Capital						
540000	Small Tools & Minor Equipment	734	530	1,000	500		
540010	Minor Software	0	0	1,000	500		
540000	All Other Equipment	4,986	1,884	3,914	12,657		
						0	**0**
	**** Total Capital**	**5,720**	**2,414**	**5,914**	**13,657**		
						0	**0**
	***** Total Budget Appropriation**	**1,209,100**	**610,797**	**1,469,891**	**1,390,209** 10		

SECTION IV

COUNTY OF LEXINGTON
Capital Item Summary
Fiscal Year - 2015 - 2016

Fund # 2619 Fund Title:
Organization # 141400 Organization Title: Public Defender
Program # Program Title:

Qty	Item Description	*BUDGET* 2015-2016 Requested Amount
2	Standard Computer F1A PC-Rpl.	1,756
4	Standard Laptop F3-Rpl.	4,500
4	M6800 (docking station)	953
1	Color Network Printer	763
1	Standard Scanner	975
4	IPAD Air 2 64GB	2,480
1	Standard Network Printer	1,230
2	Casio Flip Phone	0
540010	Minor Software	500
540000	Small Tools & Minor Equipment	500

** **Total Capital (Transfer Total to Section III)** **13,657**

SECTION V – PROGRAM OVERVIEW

Summary of Programs

Background
Program 1-Adult General Sessions
Program 2-Juvenile Family Court
Program 3-Magistrates Court

Background:

The Eleventh Circuit Public Defenders Office represents indigent individuals charged with misdemeanors, felonies, and probation violations in the Eleventh Judicial Circuit. The Eleventh Judicial Circuit is composed of Lexington, Saluda, Edgefield, and McCormick counties. The Public Defenders Office benefits clients and the judicial system by fostering efficient administration of cases through the courts. Clients and the community as a whole benefit when the rights of individual defendants are protected.

Program 1: Adult General Sessions

Objectives:

The primary goal of the Eleventh Circuit Public Defenders Office is to provide the best possible representation to each client and to guarantee the protection of the individual client's rights. The existence of this office guarantees that an individual's right to counsel is meaningfully provided . Our attorneys and support staff are dedicated to protecting the rights of the accused and to the integrity of the justice system. The Eleventh Circuit Public Defenders Office is dedicated to the full and fair representation of all persons in our community who cannot afford legal counsel and are in danger of being deprived a liberty interest due to a criminal accusation. Our office seeks to protect each client's constitutional rights, to defend against discriminatory treatment and disproportionate punishment, and to ensure that no one who is innocent is ever wrongfully convicted. We are committed to providing all mandated legal services in an efficient and cost-effective manner while holding ourselves to the highest professional and ethical standards. By doing so, the integrity of the system as a whole is upheld as a secondary goal, to the benefit of the community at large.

We will continue to focus on alternatives to incarceration, both during pretrial and during the dispositional phase, with a particular emphasis on treatment alternatives. To further this end, we will continue to explore better methods for the system as a whole to identify low risk offenders (both current risk to the community and risk of recidivism) who would be appropriate for alternatives to incarceration.

Program 2: Juvenile Family Court

Objectives:

The primary goal of the Eleventh Circuit Public Defenders office in juvenile cases is the same as that for adult clients: to vigorously defend each client. The attorneys who defend juvenile clients strive to protect each client's constitutional rights while guarding against discrimination and disproportionate treatment.

In the Family Court setting, where the Court's goal is to act in the best interests of the child, we collaborate with other professionals from local schools, the Department of Mental Health, and the Department of Juvenile Justice to find the best resolutions in our clients' cases. With rehabilitation in mind, we look for alternatives to incarceration, whether in the community or in facilities where juveniles may receive treatment for drug or alcohol abuse or mental health problems.

It is our goal to educate our juvenile clients and their parents about their criminal cases by explaining the court process and the possible consequences of their charges, but also to provide our clients with tools they need to become productive citizens in order to reduce recidivism and ultimately keep them from becoming adult offenders.

Program 3: Magistrate Court

Objectives:

The primary goal of the Eleventh Circuit Public Defenders office in Magistrate court is the same as all other courts. We strive to provide diligent, but cost effective representation of clients charged with criminal cases in Magistrates Court. While we will vigorously defend all of our client's constitutional rights, we will also look for alternative programs available in lieu of incarceration. Such programs will not only help reduce recidivism, but also help our clients to become productive members of society.

SERVICE LEVELS

Service Level Indicators:	Actual 2012	Actual 2013	Actual 2014	Projected 2015
Program 1:				
Individuals seen in Bond Court	3294	3864	3998	4000
Individuals Appointed PD	1959	2314	2572	2600
Appointed to Private Bar	65	124	114	120
PD Conflict	60	123	119	
Order GS Judge	3	1	5	
Percentage of Adult Case Load	59.4%	59.8%	64.3%	65%
Program 2:				
Juvenile Cases in Court	356	303	309	325
Private Bar	27	20	11	15
Juveniles Appointed PD	329	263	298	310
Percentage of Juvenile Case Load	92.85%	86.7%	96.4%	95.3%

We believe that the percentage of Juveniles represented by the Public Defender's Office will remain about the same for the next calendar year.

Program 3:

Individuals appointed in Magistrate Court (1/1/2014 to 12/31/2014): 450

Total:

Total Individuals Charged	3650	4167	4307	4350
Individuals Appointed PD	2296	2577	2870	2900
Percentage of Entire Case Load	62.9%	61.84%	66.6%	66.6%

SECTION VI. - LINE ITEM NARRATIVES

SECTION VI. A. LISTING OF REVENUES

451610 – State Revenue (Lexington) **$342,616**

This is our state appropriated monies for Lexington County. These funds are distributed quarterly on a per capita basis and are based on the 2010 census.

451611 – State Revenue (Tri-Counties) **$74,549**

This is our state appropriated monies for the Tri-Counties. These funds are distributed quarterly on a per capita basis and are based on the 2010 census.

451620 – State Supplemental (Lexington) **$87,845**

These are additional monies distributed by the Office of Indigent Defense from surplus left over from other funds. They are distributed quarterly based on the 2010 census. This is not a static amount and can change from year to year.

451621 – State Supplemental (Tri-Counties) **$22,851**

These are additional monies distributed by the Office of Indigent Defense from surplus left over from other funds. They are distributed quarterly based on the 2010 census. This is not a static amount and can change from year to year.

451632– Probation Fees (Lexington) **$40,307**

Anyone placed on probation and represented by appointed counsel must pay a $500 fee as a part of their sentence. These fees are then distributed on a per capita basis based on the 2010 census.

451633 – Civil Fees (Lexington) **$32,997**

Anyone filing a civil lawsuit must pay a surcharge. This surcharge is then divided among its recipients. The Office of Indigent Defense distributes this money on a per capita basis based on the 2010 census.

451634 – CDV Fees **$78,126**

This is surcharge assessed on all CDV cases. It is distributed on a per capita basis. The distribution is based on the 2010 census. This is new funding, but requires our office to handle CDV 1st cases in Magistrates Court.

451635 – DUI Fees (Lexington) $55,401

This is a surcharge assessed on all DUI cases. It is distributed on a per capita basis. The distribution is based on the 2010 census. This funding has been drastically reduced over the last few years by the legislature.

451636 – Probation (Tri-Counties) $10,485

Anyone placed on probation and represented by appointed counsel must pay a $500 fee as a part of that sentence. These fees are then distributed on a per capita basis based on the 2010 census.

451637 – Civil Fees (Tri-Counties) $8,583

Anyone filing a civil lawsuit must pay a surcharge. This surcharge is then divided among its recipients. The Office of Indigent Defense distributes this money on a per capita basis based on the 2010 census.

451638 – CDV Fees (Tri-Counties) $16,999

This is surcharge assessed on all CDV cases. It is distributed on a per capita basis. The distribution is based on the 2010 census. This funding has been drastically reduced over the last couple of years by the legislature.

4516639 – DUI (Tri-Counties) $12,055

This is a surcharge assessed on all DUI cases. It is distributed on a per capita basis. The distribution is based on the 2010 census. This funding has been drastically reduced over the last few years by the legislature.

455004 – Tri-Counties Contribution Funding $66,000

The Tri-Counties contributed $66,000 to the operational costs of the Eleventh Circuit Public Defender's Office for FY 14-15.

461000 – Investment Interest $100

We expect a de minimis amount of interest from the amounts deposited in our special revenue account.

801000 – Op Trn from General Fund $541,296

Lexington County Contributed $514,306 for FY 15-15. We are requesting an increase of $26,990 to $541,296. The increase mirrors the amount salaries were increased in FY 13-14 for mandated merit raises.

SECTION VI. B. - LISTING OF POSITIONS

Current Staffing Levels:

Job Title	Full Time Equivalent Positions	General Fund	Other Fund	Total	Grade
County Public Defender	2	2		2	
Deputy Public Defender	1	1		1	
Senior Public Defender	1	1		1	
Assistant Public Defender	8	8		8	
Paralegal/Investigator	4	4		4	
Receptionist/Records	1	1		1	
Screener/File Clerk	1	1		1	
Total Positions	17	17		17	

All of these positions require insurance.

Display organization flowchart:

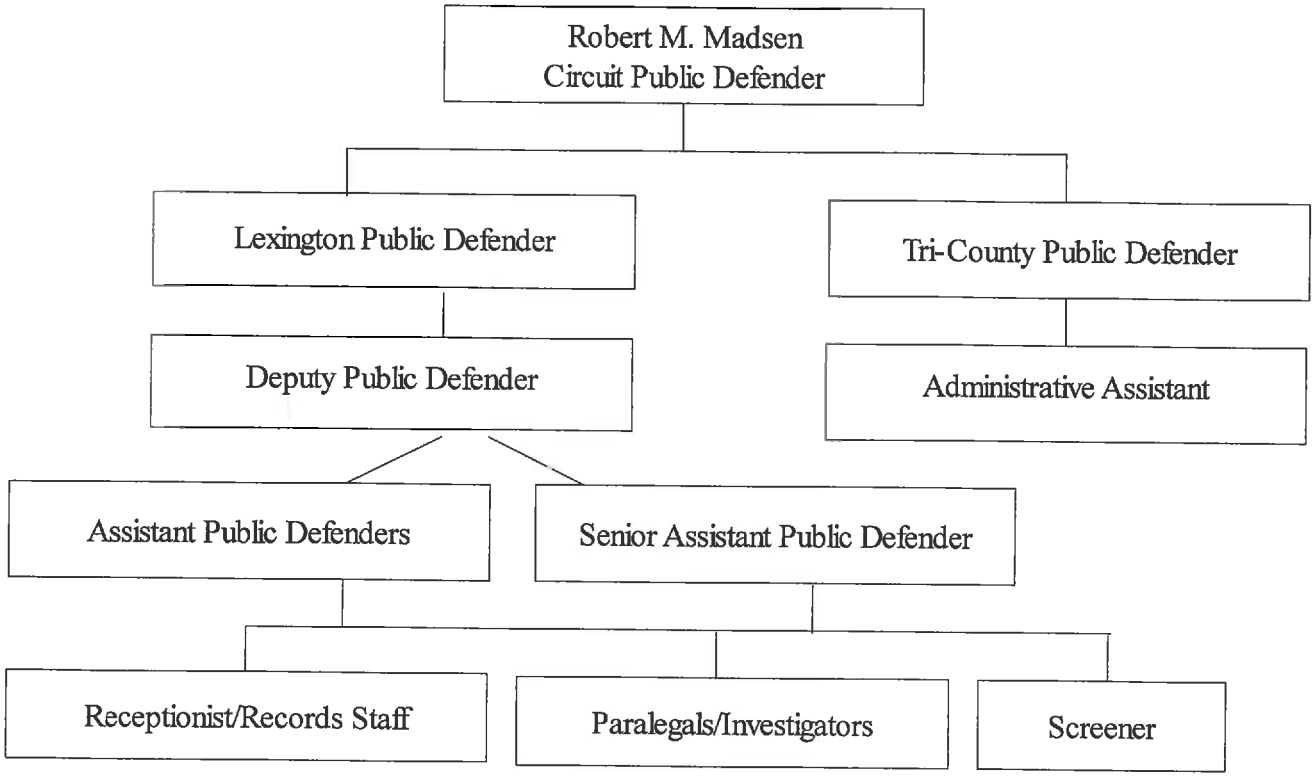

SECTION VI. C. - OPERATING LINE ITEM NARRATIVES

510100-SALARIES **$897,971**

Salaries for Seventeen full-time positions

51112-FICA COST **$68,695**

Employer's portion 7.65%

511113-STATE RETIREMENT **$99,316**

Employer's portion 11.06%

511120-INSURANCE FUND CONTRIBUTION **$132,600**

Employer's portion @ $7800 per employee (17)

511130-WORKERS COMPENSATION **$3,262**

Based on last year's premiums

520219-Water & Other Beverage Service **$350**

Through Lexington County, we have contracted with a company that provides us with bottled water for the office.

521000-OFFICE SUPPLIES **$8,500**

In 2014, we expended $8,471 on office supplies.

521100-DUPLICATING **$3,500**

Currently, the office leases a copier through Cannon, Inc. We average about 20,000 copies per month.

523100-BUILDING RENTAL **$29,792**

We rent an office building at 407 ½ West Main Street at $2,277.67 per month. This office serves as our base of operations for the entire office. Mini-Warehouses provides two storage facilities for old case storage. Currently, the two storage facilities run $205 per month. We have been able to negotiate free County provided office space with each county in the Tri-Counties. This gives us a base of operation in each county.

524000-BUILDING INSURANCE **$165**

This is the expected premium for contents insurance on our office.

524201-GENERAL TORT LIABILITY INSURANCE $974

We are covered under the insurance reserve.

524202-SURETY BONDS $170

Payment of surety bonds for employees.

525000-TELEPHONE $7,500

We utilize two separate phone service providers, PBT for the Lexington office and Western Carolina Rural Tel Coop. for our Tri-County office. Our expense in FY 13-14 was $7,037.

525004-WAN SERVICE CHARGE $6,220

We expect that our budget expenses for our WAN service will remain the same for the coming year.

525020-PAGER AND CELL PHONES $360

Our two attorneys in the Tri-Counties need the use of cellular phones.

525041-E-MAIL SERVICE CHARGE $1,377

Our email service charge should remain static in the coming year.

525100-POSTAGE $1,700

We limit postage costs in areas where letters can be hand delivered such as the Clerk of Court, Solicitor's Office, Judge's Office, and Jail.

525210-CONFERENCE & MEETING EXPENSES $15,000

There is an annual Public Defender's conference in late September of every year. The criminal law update for the annual South Carolina Bar Convention is in late January and the Best Practices seminar is in February of every year. Additionally, there are other seminars in the area that our attorneys attend to stay up on changes in the law.

525230-SUBSCRIPTIONS, DUES, & BOOKS $13,500

This amount encompasses our legal research. We use Westlaw Next for our legal research Additionally for 2014, South Carolina Bar dues for our attorneys were approximately $4,000. Finally, this item includes updates to our law library.

525240-PERSONAL MILEAGE REIMBURSEMENT $26,000

In FY 2013-2014 we expended $18,173 for mileage reimbursement. With our proximity to the courthouse and our travel expenses to and from the Tri-Counties for court appearances, we expect mileage reimbursement to increase.

525328-UTIL/PUBLIC DEFENDERS OFFICES $ 5,100

In FY 2013-2014 we expended $5,088 for utilities which encompasses electrical service provided by SCE&G.

529903-CONTINGENCY $ 54,501

This amount is allocated for unforeseen expenses.

SECTION VI. D.-CAPITAL ITEM NARRATIVES

540000-STANDARD COMPUTER **$1,756**

This line item request is to replace two of our desktop computers.

540000-STANDARD LAPTOP **$4,500**

This line item request is to replace four of our laptop computers.

540000-M6800 (docking station) **$953**

These are four (4) docking stations for the standard laptops.

540000-ADVANCED NETWORK PRINTER **$1230**

This line item is a new network printer of the upstairs offices.

540000-COLOR NETWORK PRINTER **$763**

Our office needs the ability to print color photos that we receive in discovery.

540000-STANDARD SCANNER **$975**

This line item request is for a scanner. With emails and digital imaging a scanner has become a necessity in our office.

540000-IPAD Air 2 64 GB (4) **$2480**

This line item request is for four IPADs. These will be utilized by our attorney in court with the new Defender Data case management software. The attorney will be able to access case files and discovery digitally.

540000-Casio Flip Phones **$0**

These two cell phones will be used by our Tri-County attorneys.

540000-SMALL TOOL & MINOR EQUIPMENT **$500**

This line item request is for the replacement of general office equipment.

540010-MINOR SOFTWARE **$500**

This line item encompasses any software purchases or updates needed throughout the year.

COUNTY OF LEXINGTON
VICTIMS' BILL OF RIGHTS
Annual Budget
FY 2015-16 Estimated Revenue

Object Code	Revenue Account Title	Actual 2013-14	Received Thru Dec 2014-15	Amended Budget Thru Dec 2014-15	Projected Revenues Thru Jun 2014-15	Requested 2015-16	Recommend 2015-16	Approved 2015-16
	*** Victims' Bill of Rights 2620:**							
	Revenues:							
443002	Clerk of Crt Conviction Surcharges ($100)	76,818	35,253	86,638	86,638	70,500		
443003	Clk of Crt Gen Sessions - 38% Assessment	35,020	23,178	38,611	38,611	46,350		
443507	Solicitor Traffic Education Program - 9.17%	372	244	379	379	490		
444011	Traffic Court Conviction Surcharge ($25)	11,916	5,890	12,356	12,356	11,780		
444012	Traffic Court - 11.16% Assessment	90,830	56,547	86,712	86,712	113,100		
444050	CDV Court - 11.16% Assessment	1,112	251	2,475	2,475	500		
444051	CDV Court - Conviction Surcharge	1,680	649	1,833	1,833	1,300		
444111	Mag. Dist. 1 Conviction Surcharge ($25)	5,583	2,407	5,614	5,614	4,820		
444112	Mag. Dist. 1 - 11.16% Assessment	5,212	3,111	4,194	4,194	6,220		
444211	Mag. Dist. 2 Conviction Surcharge ($25)	6,621	3,372	7,311	7,311	6,740		
444212	Mag. Dist. 2 - 11.16% Assessment	7,303	3,266	6,759	6,759	6,530		
444311	Mag. Dist. 3 Conviction Surcharge ($25)	6,807	4,976	9,232	9,232	9,950		
444312	Mag. Dist. 3 - 11.16% Assessment	2,540	1,611	4,066	4,066	3,220		
444411	Mag. Dist. 4 Conviction Surcharge ($25)	7,163	2,799	6,929	6,929	5,600		
444412	Mag. Dist. 4 - 11.16% Assessment	8,106	3,486	8,300	8,300	6,970		
444511	Mag. Dist. 5 Conviction Surcharge ($25)	2,623	1,151	2,967	2,967	2,300		
444512	Mag. Dist. 5 - 11.16% Assessment	2,514	1,325	3,053	3,053	2,650		
444611	Mag. Dist. 6 Conviction Surcharge ($25)	1,825	600	1,256	1,256	1,200		
444612	Mag. Dist. 6 - 11.16% Assessment	1,199	406	1,301	1,301	810		
444711	Mag. Worthless Ck - Conviction Surcharge	1,755	650	2,482	2,482	1,300		
444712	Mag. Worthless Ck - 11.16% Assessment	428	168	644	644	340		
444911	DUI Court - Conviction Surcharge	4,931	2,232	4,765	4,765	4,460		
444912	DUI Court - 11.16% Assessment	13,579	6,920	13,142	13,142	13,840		
	Other Revenues:							
461000	Investment Interest	15	48	0	0	0		
801000	Op Trn from General Fund/ Cty Ord - Sheriff -	35,579	20,103	20,103	20,103	16,381		
		331,531	180,643	331,122	331,122	337,351	0	0
	EXISTING BUDGET:							
	Appropriations:							
	- Solicitor				103,673	107,700		
	- Magistrate Court Services				103,673	106,990		
	- L/E - Operations				148,776	123,371		
	*****Total Appropriations**				356,122	338,061	0	0
	FUND BALANCE Beginning of Year				58,316	33,316	33,316	33,316
	FUND BALANCE - Projected End of Year				33,316	32,606	33,316	33,316

SECTION II

COUNTY OF LEXINGTON
Proposed Revenues
Fines, Fees, and Other
Budget FY - 2015-16

Fund #: 2620 Fund Name: Victims' Bill of Rights

Organ. #: 141200 Organ. Name: Solicitor

Revenue Code	Fee Title	Actual Fees FY 2012-13	Actual Fees FY 2013-14	12/31/2014 Year-to-Date FY 2014-15	Anticipated Fiscal Year Total FY 2014-15	Budget Units of Service	Budget Current Fee	Budget Current Total Estimated Fees FY 2015-16	Budget Proposed Fee Change	Budget Total Proposed Estimated Fees FY 2015-16
443002	Clerk of Crt Conviction Surcharges ($100)	$93,828	76,818	35,253	86,638			70,500		$70,500
443003	Clk of Crt Gen Sessions - 38% Assessment	$39,476	35,020	23,178	38,611			46,350		$46,350
443507	Solicitor Traffic Education Program - 9.17%	$398	372	244	379			490		$490
444011	Traffic Court Conviction Surcharge ($25)	$12,419	11,916	5,890	12,356			11,780		$11,780
444012	Traffic Court - 11.16% Assessment	$90,366	90,830	56,547	86,712			113,100		$113,100
444050	CDV Court - 11.16% Assessment	$2,265	1,112	251	2,475			500		$500
444051	CDV Court - Conviction Surcharge	$1,666	1,680	649	1,833			1,300		$1,300
444111	Mag. Dist. 1 Conviction Surcharge ($25)	$4,259	5,583	2,407	5,614			4,820		$4,820
444112	Mag. Dist. 1 - 11.16% Assessment	$446	5,212	3,111	4,194			6,220		$6,220
444211	Mag. Dist. 2 Conviction Surcharge ($25)	$6,609	6,621	3,372	7,311			6,740		$6,740
444212	Mag. Dist. 2 - 11.16% Assessment	$6,660	7,303	3,266	6,759			6,530		$6,530
444311	Mag. Dist. 3 Conviction Surcharge ($25)	$7,931	6,807	4,976	9,232			9,950		$9,950
444312	Mag. Dist. 3 - 11.16% Assessment	$3,865	2,540	1,611	4,066			3,220		$3,220
444411	Mag. Dist. 4 Conviction Surcharge ($25)	$6,944	7,163	2,799	6,929			5,600		$5,600
444412	Mag. Dist. 4 - 11.16% Assessment	$7,786	8,106	3,486	8,300			6,970		$6,970
444511	Mag. Dist. 5 Conviction Surcharge ($25)	$2,655	2,623	1,151	2,967			2,300		$2,300
444512	Mag. Dist. 5 - 11.16% Assessment	$2,624	2,514	1,325	3,053			2,650		$2,650
444611	Mag. Dist. 6 Conviction Surcharge ($25)	$1,223	1,825	600	1,256			1,200		$1,200
444612	Mag. Dist. 6 - 11.16% Assessment	$1,524	1,199	406	1,301			810		$810
444711	Mag. Worthless Ck - Conviction Surcharge	$2,520	1,755	650	2,482			1,300		$1,300
444712	Mag. Worthless Ck - 11.16% Assessment	$669	428	168	644			340		$340
444911	DUI Court - Conviction Surcharge	$4,495	4,931	2,232	4,765			4,460		$4,460
444912	DUI Court - 11.16% Assessment	$12,694	13,579	6,920	13,142			13,840		$13,840
461000	Investment Interest	$0	$15	$48	$48			$0		$0
801000	Op Trn from General Fund/Sheriff	$22,636	$35,579	$20,103	$20,103			16381 -$0		16381 -$0

COUNTY OF LEXINGTON
VICTIMS' BILL OF RIGHTS
Annual Budget
Fiscal Year - 2015-16

Fund 2620
Division: Judicial
Organization: 141200 - Solicitor

Object Code	Expenditure Classification	2013-14 Expend	2014-15 Expend (Dec)	2014-15 Amended (Dec)	BUDGET 2015-16 Requested	BUDGET 2015-16 Recommend	BUDGET 2015-16 Approved
	Personnel						
510100	Salaries & Wages - 1.5	76,639	36,615	76,387	76,387		
511112	FICA - Employer's Portion	5,179	2,481	5,844	5,844		
511113	State Retirement - Employer's Portion	8,129	3,991	8,326	8,448		
511120	Employee Insurance - 1.5	11,700	5,850	11,700	11,700		
511130	Workers Compensation	276	132	275	275		
519999	Personnel Contingency	0	0	0	3,638		
	*** Total Personnel**	**101,923**	**49,069**	**102,532**	**106,292**		
	Operating Expenses						
521000	Office Supplies	480	243	268	500		
524201	General Tort Liability Insurance	75	75	77	77		
524202	Surety Bonds - 1.5	0	0	15	0		
525041	E-mail Service Charges - 1	81	34	81	81		
525210	Conference, Meeting & Training Expense	513	0	700	750		
	*** Total Operating**	**1,149**	**352**	**1,141**	**1,408**		
	**** Total Personnel & Operating**	**103,072**	**49,421**	**103,673**	**107,700**		
	Capital						
	**** Total Capital**	**0**	**0**	**0**	**0**		
	***** Total Budget Appropriation**	**103,072**	**49,421**	**103,673**	**107,700**		

SECTION IV

COUNTY OF LEXINGTON
Capital Item Summary
Fiscal Year – 2015-16

Fund #	2620	Fund Title:	Victims' Bill of Rights
Organization #	141200	Organization Title:	Solicitor
Program #		Program Title:	Victims' Bill of Rights

Qty	Item Description	BUDGET 2015-16 Requested Amount
	Small Tools & Minor Equipment	0

**** Total Capital (Transfer Total to Section III)** 0

SECTION V. - PROGRAM OVERVIEW

Summary of Program:

Victims' Bill of Rights

Program:

Objective:

Our mission is to fully comply with South Carolina's constitutional and statutory laws governing provision of rights and services to crime victims in the Eleventh Judicial Circuit. These rights include, but are not limited to, the right to be treated with dignity and respect, input and consultation with the Solicitor's Office regarding disposition, notification of court hearings, court escort, explanation of options and services available, referrals to appropriate agencies, and reimbursement of certain expenses. The program seeks to provide these services in a comprehensive, yet cost effective, manner.

SECTION VI. LINE ITEM NARRATIVES

SECTION VI. A. - SUMMARY OF REVENUES

438900 ... 444912 – VICTIMS' BILL OF RIGHTS **$ 106,990**

Fines and Assessments collected in General Sessions and Magistrates Courts allocated to the Lexington County Solicitor's Office.

461000 – INVESTMENT INTEREST **$ 0**

Earned investment interest.

SECTION VI. B. - LISTING OF POSITIONS

Current Staffing Level:

		Full Time Equivalent			
Job Title	**Positions**	**General Fund**	**Other Fund**	**Total**	**Grade**
Victim Service Provider	1.5		1.5	1.5	13
Total Positions	1.5		1.5	1.5	

All of the above positions require insurance.

Organization chart is displayed in Fund 1000 of the Solicitor's (141200) FY 15-16 Budget Request.

SECTION VI. C. - OPERATING LINE ITEM NARRATIVES

521000 – OFFICE SUPPLIES **$ 500**

To cover the cost of routine office supplies (paper, pens, envelopes) as well as other supplies such as printer toner.

524201 – GENERAL TORT LIABILITY INSURANCE **$ 77**

To cover the cost of general tort liability insurance coverage, per Risk Management.

524202 – SURETY BONDS – 1.5 **$ 0**

Per Risk Management, FY 2015-16 is a non-bond year.

525041 – E-MAIL SERVICE CHARGES - 1 **$ 81**

The cost of e-mail services is $6.75 per month per account. 1 account @ $6.75 per account times 12 months.

525210 – CONFERENCE, MEETING & TRAINING EXPENSE **$ 750**

State law requires Victim Service Providers to be certified by completing a set number of hours of annual training. The requested amount is to cover the cost of this training.

SECTION VI. D. - CAPITAL LINE ITEM NARRATIVES

Capital Request:

No capital items are requested.

COUNTY OF LEXINGTON
VICTIMS' BILL OF RIGHTS
Annual Budget
Fiscal Year - 2015-16

Fund 2620
Division: Judicial
Organization: 142000 - Magistrate Court Services

Object Code	Expenditure Classification	2013-14 Expend	2014-15 Expend (Dec)	2014-15 Amended (Dec)	BUDGET 2015-16 Requested	BUDGET 2015-16 Recommend	BUDGET 2015-16 Approved
	Personnel						
510100	Salaries & Wages - 2	58,851	30,215	62,903	62,903		
510200	Overtime	0	0	0	0		
511112	FICA - Employer's Portion	4,232	2,172	4,812	4,812		
511113	State Retirement - Employer's Portion	6,243	3,293	6,856	6,958		
511120	Employee Insurance - 2	15,600	7,800	15,600	15,600		
511130	Workers Compensation	177	91	189	189		
511131	SC Unemployment	0	0	0	0		
511214	PORS - Retiree	0	0	0	0		
519999	Personnel Contingency	0	0	0	0		
	*** Total Personnel**	**85,103**	**43,571**	**90,360**	**90,462**	**0**	**0**
	Operating Expenses						
521000	Office Supplies	2,140	0	7,000	9,000		
524201	General Tort Liability Insurance	150	150	155	155		
524202	Surety Bonds - 2	0	0	20	0		
525041	E-mail Service Charges	162	68	162	162		
525210	Conference, Meeting & Training Expense	0	175	5,976	7,211		
529903	Contingency	0	0	0	0		
	*** Total Operating**	**2,452**	**393**	**13,313**	**16,528**	**0**	**0**
	**** Total Personnel & Operating**	**87,555**	**43,964**	**103,673**	**106,990**	**0**	**0**
	Capital						
	**** Total Capital**	**0**	**0**	**0**	**0**	**0**	**0**
	***** Total Budget Appropriation**	**87,555**	**43,964**	**103,673**	**106,990**	**0**	**0**

SECTION V – PROGRAM OVERVIEW

Summary of Program:

Victim Assistance Coordinator

Objectives:

The Magistrate Court Services has two Victim Assistance Coordinator positions. These positions are located at the Lexington County Bond Court and assist the Magistrate with victim related issues. The VAC positions as related to the courts provide notification to victims regarding bond hearings, conditions of bond, information regarding a defendants bail, defendants release from detention, future court hearings and provide information to victims regarding law enforcement when necessary. These positions are certified through the Office of the Crime Victims' Ombudsman and receive the mandatory certification annually as Victim Notifiers.

Service Levels: Number of Victim Related Cases Served Annually

Victim Related Cases 2010	Victim Related Cases 2011	Victim Related Cases 2012	Victim Related Cases 2013	Victim Related Cases 2014
2566	2468	2533	2772	2980

SECTION VI. B. – PERSONNEL LINE ITEM NARRATIVE

LISTING OF POSITIONS

Current Staffing Level:

Job Title:	Full Time Positions:	Part Time Positions:	General Fund:	Other Fund:	Grade:
Victim Asst. Coordinator	2			2	6
Total Positions:	**2**	**0**	**0**	**2**	

*All Full Time Positions Require Insurance.

Display Organizational Flow Chart

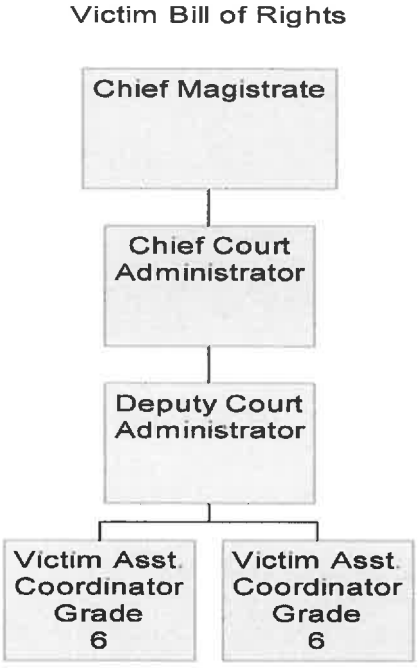

SECTION VI - PERSONNEL

510100 SALARIES & WAGES $ 62,903
This will cover the current salaries of two full time Victim's Assistance Coordinator positions at a pay grade 6.

511112 FICA-EMPLOYER'S PORTION $ 4,812
This will cover the FICA cost for the two full time employees. The rate is 7.65% of each salary.

511113 SCRS-EMPLOYER'S PORTION $ 6,958
This will cover the State Retirement cost for the two full time employees. The rate is 11.06% of each salary.

511120 INSURANCE FUND CONTRIBUTION $ 15,600
This will cover the employer's portion of the insurance contribution for the two full time positions. The figure is based on $7,800 per employee.

511130 WORKER'S COMPENSATION $ 189
This will cover Workers' Compensation cost for the two full time employees. The rate is .30% of each salary.

519999 PERSONNEL CONTINGENCY $ 0
Personnel Contingency cost provided by Lexington County Finance Department.

SECTION VI. C. – OPERATING LINE ITEM NARRATIVES

521000 OFFICE SUPPLIES $9,000
Paper, pens, envelopes, scotch tape, folders, storage boxes, household supplies, rubber bands, disks, print cartridges, calculators, business cards, etc.

Printer Cartridge HP CE390X $235ea x 4 = $940

524201 GENERAL TORT LIABILITY INSURANCE $155
Figure provided by Risk Management to cover the cost of General Tort Liability Insurance for each employee.

524202 SURETY BONDS $ 0
Figures for general tort liability insurance are provided by Risk Management.

525041 EMAIL SERVICE CHARGE $162
These funds will be used for the email accounts provided to the victims' assistance coordinators.

2 email accounts @ $6.75 a month x 12 months = $162

525210 CONFERENCE & MEETING EXPENSE $7,211
State law requires that Magistrate Court staff that work with victims attend mandatory training each year. Magistrate staff members are considered Victim Notifiers and must attend a minimum of 4 hours training annually.

COUNTY OF LEXINGTON
VICTIMS' BILL OF RIGHTS
Annual Budget
Fiscal Year - 2015-16

Fund 2620
Division: Law Enforcement
Organization: 151200 - Operations

Object Code	Expenditure Classification	2013-14 Expend	2014-15 Expend (Dec)	2014-15 Amended (Dec)	2015-16 Requested	*BUDGET* 2015-16 Recommend	2015-16 Approved
	Personnel						
510100	Salaries & Wages - 2	71,907	35,921	74,932	74,932		
510199	Special Overtime	2,351	1,850	5,656	5,656		
510200	Overtime	161	257	336	336		
511112	FICA - Employer's Portion	5,162	2,731	6,191	6,191		
511113	State Retirement - Employer's Portion	2,849	1,573	3,239	3,239		
511114	Police Retirement - Employer's Portion	6,215	3,218	6,867	6,867		
511120	Employee Insurance - 2	15,600	7,800	15,600	15,600		
511130	Workers Compensation	1,706	851	1,608	1,608		
511214	Police Retirement - Employer's Portion - Ret	0	0	0	0		
515600	Clothing Allowance	800	400	800	800		
519999	Personnel Contingency	0	0	0	0		
	*** Total Personnel**	**106,751**	**54,601**	**115,229**	**115,229**	**0**	**0**
	Operating Expenses						
520233	Towing Service	0	0	65	65		
522300	Vehicles Repairs & Maintenance	132	450	1,000	2,000		
524100	Vehicle Insurance - 1	265	530	546	546		
524201	General Tort Liability Insurance	746	746	768	768		
524202	Surety Bonds - 2	0	0	22	0		
525000	Telephone	1,264	602	1,212	1,440		
525030	800 MHz Radio Service Charges - 1	503	227	681	681		
525031	800 MHz Radio Maintenance Contract - 1	75	0	80	80		
525041	E-mail Service Charges - 2	81	34	162	162		
525400	Gas, Fuel, & Oil	2,212	839	29,011	2,400		
529903	Contingency	0	0	0	0		
	*** Total Operating**	**5,278**	**3,428**	**33,547**	**8,142**	**0**	**0**
	**** Total Personnel & Operating**	**112,029**	**58,029**	**148,776**	**123,371**	**0**	**0**
	Capital						
	All Other Equipment	0	0	0	0		
	**** Total Capital**	**0**	**0**	**0**	**0**	**0**	**0**
	***** Total Budget Appropriation**	**112,029**	**58,029**	**148,776**	**123,371**	**0**	**0**

SECTION V. – PROGRAM OVERVIEW

The Victim's Assistance program provides assistance and support for victims of crime as mandated by SC State Law.

SECTION V. A. – PERSONNEL AUTHORIZATIONS

Current Staffing Level:

	Positions	Full Time Equivalent General Fund	Other Fund	Total	Grade
Victim's Bill of Rights (2620-151200)					
LE/Victim Assistance Officer	1	0	1	1	13
Victim Assistance Coordinator	1	0	1	1	6
Totals:	2	0	2	2	

SECTION VI. C. - OPERATING LINE ITEM NARRATIVES

520233 – TOWING SERVICE **$ 65**

Wrecker services must be paid for the towing of County Vehicles and seized vehicles. The cost for a County Vehicle is $65. The amount budgeted is based on the one vehicle assigned to this organization being towed once this fiscal year.

522300 - VEHICLE REPAIR & MAINTENANCE **$ 2,000**

The amount budgeted is based on projected expenses for the current fiscal year plus 30% for extraordinary maintenance. The extraordinary maintenance includes transmission overhauls and rear end replacements.

524100 - VEHICLE INSURANCE **$ 546**

The budget amount is the estimate provided by the County's Risk Manager.

524201 – GENERAL TORT LIABILITY INSURANCE **$ 768**

General tort liability insurance amounts as allocated based on number and liability classification of personnel. The budget amount is the recommendation of the County's Risk Manager.

524202 – SURETY BOND **$ 0**

Surety bonds are paid every 3 fiscal years and will not be paid again until fiscal year 2018.

525000 -TELEPHONE **$ 1,440**

This account will be used to pay telephone line charges, fax line charges, telephone extension relocations, directory assistance charges, and telephone book listing charges.

525030 – 800 MHz RADIO SERVICE CHARGES **$ 681**

The 800 MHz radios are required for communication.

525031 – 800 MHz RADIO MAINTENANCE CONTRACTS **$ 80**

The 800 MHz radios are covered under a maintenance contract that covers some repairs that are required due to age and excessive use. Please see the 800 MHz radio detail schedule in the appendixes for cost allocation. The estimated maintenance cost per radio is $80.

525041 – E-MAIL SERVICE CHARGES **$ 162**

E-mail service is a vital tool for communication among all individuals not just within Lexington County. The current cost is $6.75 per user per month.

2 users * $6.75 per month * 12 months = $ 162

525400 - GAS, FUEL & OIL **$ 2,400**

The amount budgeted is based on the estimated expenditures for the current fiscal year plus a 15% increase for next fiscal year. The 15% increase is due to the unstable fuel market.

COUNTY OF LEXINGTON
SCHEDULE "C" FUNDS - AUTHORIZED BY CTY TRANS COMMITTEE
Annual Budget
FY 2015-16 Estimated Revenue

Object Code	Revenue Account Title	Actual 2013-14	Received Thru Dec 2014-15	Amended Budget Thru Dec 2014-15	Projected Revenues Thru Jun 2014-15	Requested 2015-16	Recommend 2015-16	Approved 2015-16
	Schedule "C" Funds 2700:							
	Revenues:							
452200	C Fund SCDOT Proportionment	2,783,229	1,224,468	2,800,000	2,800,000	2,800,000		
452202	C Fund Donor County Settlement	1,222,119	1,222,119	1,377,000	1,377,000	1,222,119		
	Other Revenues:							
461000	Investment Interest	32,964	10,572	30,000	30,000	20,000		
491002	Project Refund	0	0	0	0			
802471	Op Trn from Transportation Enhcment Prog.	0	0	0	0			
	**** Total Revenue**	4,038,312	2,457,159	4,207,000	4,207,000	4,042,119	0	0
	*****Total Appropriation**				15,160,057	4,042,119	0	0
	FUND BALANCE Beginning of Year				11,324,016	370,959	370,959	370,959
	FUND BALANCE - Projected End of Year				370,959	370,959	370,959	370,959

SECTION II

COUNTY OF LEXINGTON

Proposed Revenues
Fines, Fees, and Other
Budget FY - 2015-2016

Fund #: 2700 Fund Name: Schedule "C"-Funds

Organ. #: 121100-121308 Organ. Name: PW / Maintenance

Revenue Code	Fee Title	Actual Fees FY 20012-13	Actual Fees FY 2013-14	12/31/2014 Year-to-Date FY 2014-15	Anticipated Fiscal Year Total FY 2014-15	Units of Service	Current Fee	Budget Current Total Estimated Fees FY 2015-16	Proposed Fee Change	Total Proposed Estimated Fees FY 2015-16
452200	C-Fund SCDOT Proportionment	$3,068,497	$2,783,229	$ 1,433,395	$2,866,790			$ 2,800,000		$ 2,800,000
452202	C-Fund Donor County Settlement	$1,377,881	$1,222,119	$ 1,222,119	$1,222,119			$ 1,222,119		$ 1,222,119
461000	Investment Interest	$ 13,227	$ 29,391	$ 10,572	$ 21,144			$ 20,000		$ 20,000
491002	Project Refund	$ 13,540	$ -	$ -	$ -			$ -		$ -

COUNTY OF LEXINGTON
SCHEDULE "C" FUNDS - AUTHORIZED BY CTY TRANS COMMITTEE
Annual Budget
Fiscal Year - 2015-16

Fund 2700
Division: Public Works
Organization: 121100 - PW / Administration & Engineering

Object Code	Expenditure Classification	2013-14 Expend	2014-15 Expend (Dec)	2014-15 Amended (Dec)	BUDGET 2015-16 Requested	BUDGET 2015-16 Recommend	BUDGET 2015-16 Approved
	Personnel						
510100	Salaries & Wages - 1	0	0	68,764	63,696		
510300	Part Time	0	0	11,621	11,621		
511112	FICA - Employer's Portion	0	0	6,149	5,762		
511113	State Retirement - Employer's Portion	0	0	7,495	7,045		
511120	Employee Insurance - 1	0	4,550	7,800	7,800		
511130	Workers Compensation	0	0	2,146	2,011		
511213	State Retirement - Emplr. Port. (Retiree)	0	0	0	1,285		
519999	Personnel Contingency	0	0	0	0		
	***Total Personnel**	**0**	**4,550**	**103,975**	**99,220**	**0**	**0**
	Operating Expenses						
520200	Contracted Services	0	0	3,500	0		
520300	Professional Services	0	0	5,000	0		
521000	Office Supplies	0	83	100	100		
521100	Duplicating	0	0	100	100		
521200	Operating Supplies	0	0	100	100		
524201	General Tort Liability Insurance	0	0	77	77		
524202	Surety Bonds - 1	0	0	10	0		
525000	Telephone	0	0	0	265		
525021	Smart Phone Charges	0	261	1,380	1,380		
525041	E-mail Service Charges	0	20	81	81		
525210	Conference, Meeting, & Training Expense	0	0	2,350	1,000		
525230	Subscriptions, Dues & Books	0	0	100	0		
525400	Gas, Fuel, & Oil	0	0	4,853	1,440		
529903	Contingency	0	0	13,586	0		
	*** Total Operating**	**0**	**364**	**31,237**	**4,543**	**0**	**0**
	**** Total Personnel & Operating**	**0**	**4,914**	**135,212**	**103,763**	**0**	**0**
	Capital						
540000	Small Tools & Minor Equipment	0	0	500	500		
540010	Minor Software	0	0	0	0		
	All Other Equipment	0	0	0	1570.00		
	(1) TABLET PC						
	****Total Capital**	**0**	**0**	**500**	**500** 2070	**0**	**0**

This department is to account for personnel and operating expenditures for the "C" Fund Project Manager position and for the contracted professional services in Organization - 121100.

	***** Total Budget Appropriation**	**0**	**4,914**	**135,712**	~~104,263~~ 105,833	**0**	**0**

COUNTY OF LEXINGTON
SCHEDULE "C" FUNDS - AUTHORIZED BY CTY TRANS COMMITTEE
Annual Budget
Fiscal Year - 2015-16

Fund 2700
Division: Public Works
Organization: 121300 - PW / Administration & Engineering

Object Code	Expenditure Classification	2013-14 Expend	2014-15 Expend (Dec)	2014-15 Amended (Dec)	BUDGET 2015-16 Requested	2015-16 Recommend	2015-16 Approved
	Personnel						
510100	Salaries & Wages - 1	73,893	24,596	0			
510300	Part Time	5,767	6,580	0			
511112	FICA - Employer's Portion	5,517	2,232	0			
511113	State Retirement - Employer's Portion	7,317	0	0			
511120	Employee Insurance - 1	7,800	2,681	0			
511130	Workers Compensation	2,045	739	0			
511213	State Retirement - Emplr. Port. (Retiree)	1,132	717	0			
	***Total Personnel**	**103,471**	**37,545**	**0**	**0**	**0**	**0**
	Operating Expenses						
520200	Contracted Services	111,710	0	0			
521100	Duplicating	58	0	0			
521200	Operating Supplies	64	0	0			
524201	General Tort Liability Insurance	75	75	0			
525020	Pager & Cell Phones	228	0	0			
525041	E-mail Service Charges	81	0	0			
525210	Conference, Meeting, & Training Expense	0	872	0			
525230	Subscriptions, Dues & Books	100	0	0			
529903	Contingency	0	0	184,459			
	*** Total Operating**	**112,316**	**947**	**184,459**	**0**	**0**	**0**
	**** Total Personnel & Operating**	**215,787**	**38,492**	**184,459**	**0**	**0**	**0**
	Capital						
540000	Small Tools & Minor Equipment	39	0	0			
	****Total Capital**	**39**	**0**	**0**	**0**	**0**	**0**
	Road & Infrastructure Improvements						
530001	Road Resurfacing	183,207	0	0			
530003	Line Striping	78,747	0	0			
539817	Windy Wood Road	248,936	0	0			
5R0081	Town of Chapin - Stonewall Court	0	0	5,000			
5R0082	Wood Moor Subdivision	190,130	0	0			
5R0087	Road Maintenance Projects	30,372	0	0			
5R0104	Jim Spence Road	394,168	0	0			
5R0106	Nursery Road Bridge Recommendation	116,303	0	0			
5R0134	First Creek Road	153,719	0	0			
5R0139	DE Clark Road	25,987	0	0			
5R0140	Scarborough Parish Subdivision	11,324	0	0			
5R0145	Hope Springs Subdivision Ph. I & II	3,190	0	0			
5R0156	Ball Park Road - Turn Lane	156,077	0	186			
5R0166	Cool Water Ct.	19,524	0	0			
5R0169	Golden Jubilee Road	48,515	0	0			
5R0170	Foremost Drive	16,000	0	0			
5R0171	Roland Drive	32,608	0	0			
5R0172	Limestone Road	52,165	0	0			
5R0176	Camping Creek Road	2,200	0	0			
5R0177	Goldstone Bridge Repair	12,000	0	0			
	***** Total Road & Infrastructure Improvements**	**1,775,172**	**0**	**5,186**	**0**	**0**	**0**
	***** Total Budget Appropriation**	**1,990,998**	**38,492**	**189,645**	**0**	**0**	**0**

COUNTY OF LEXINGTON
SCHEDULE "C" FUNDS - AUTHORIZED BY CTY TRANS COMMITTEE
Annual Budget
Fiscal Year - 2015-16

Fund 2700
Division: Public Works
Organization: 121301 - PW / Maintenance / Economic Development

Object Code	Expenditure Classification	2013-14 Expend	2014-15 Expend (Dec)	2014-15 Amended (Dec)	BUDGET 2015-16 Requested	BUDGET 2015-16 Recommend	BUDGET 2015-16 Approved
	Operating Expenses						
539900	Unclassified	0	0	497,410	121,000		
	*** Total Operating**	**0**	**0**	**497,410**	**121,000**	**0**	**0**
	Economic Development Projects						
5R0149	Chariot Street	76,395	0	0	0		
	**** Total Economic Development Projects**	**76,395**	**0**	**0**	**0**	**0**	**0**

This department is to account for expenditures for economic development projects as approved by the County Transportation Committee.
Organization - 121301.

	***** Total Budget Appropriation**	**76,395**	**0**	**497,410**	**121,000**	**0**	**0**

COUNTY OF LEXINGTON
SCHEDULE "C" FUNDS - AUTHORIZED BY CTY TRANS COMMITTEE
Annual Budget
Fiscal Year - 2015-16

Fund 2700
Division: Public Works
Organization: 121302 - PW / Maintenance / Municipal Grants & Sidewalks

Object Code	Expenditure Classification	2013-14 Expend	2014-15 Expend (Dec)	2014-15 Amended (Dec)	2015-16 Requested	*BUDGET* 2015-16 Recommend	2015-16 Approved
	Operating Expenses						
539900	Unclassified	0	0	226,607	223,369		
539904	Unclassified - Municipal Projects	0	0	135,000	100,000		
	*** Total Operating**	**0**	**0**	**361,607**	**323,369**	**0**	**0**
	Capital						
5AE410	Kinley Creek Watershed Study	154	35,386	37,500	0		
5AE608	SCDOT Sign Dedication T. Caughman	500	0	0	0		
5AF356	SCDOT Sign Dedication Fitzgerald	0	500	500	0		
5AF357	SCDOT Sign Dedication Rawl	0	500	500	0		
	**** Total Capital**	**654**	**36,386**	**38,500**	**0**	**0**	**0**
	Road & Infrastructure Improvements						
5R0031	Gilbert Church Street Stabilization	0	0	4,023	0		
5R0122	Sandy/Spruce Lane	32,281	0	30,182	0		
5R0123	Broken Hill Road - Storm Drainage	1,275	0	0			
5R0128	Railroad Avenue - Pelion RAP/Chipseal	0	0	7,500	0		
5R0129	Washington Street - Gilbert RAP	0	0	7,500	0		
5R0132	Town of Lexington Enhcmnt Grt Match	0	0	98,384	0		
5R0148	Bush River Road Sidewalk - Enhcmnt Grant	33,000	8,250	167,267	0		
5R0151	W. Columbia Enhancement Grant - Triangle City	5,819	0	0	0		
5R0153	W. Columbia Enhancement # 26-12 (Sunset/Jarvis)	0	0	36,250	0		
5R0157	Black Avenue - Improvements	6,603	0	0			
5R0160	Irmo-St. Andrews Sidewalk Repair	3,000	0	0	0		
5R0161	Irmo-Woodrow Street Sidewalk Repair	12,000	0	0	0		
5R0163	South Congaree - Shumpert St Paving	0	0	60,000	0		
5R0165	Gilbert - Rikard Cir Sidewalk Ext	10,000	0	0	0		
5R0174	Old Saluda Passage Drainage	31,834	0	0			
5R0175	Bridleridge Drainage	11,800	0	0			
5R0178	Archers Lane Sidewalk Enhancement Grant	13,010	0	141,457	0		
5R0181	W. Cola Enhcmnt Grant - 12th St. Ph1	1,860	0	0	0		
5R0187	Cayce TAP Grant Match (Julis Fld St)	44,297	0	0	0		
5R0188	Batesburg-Leesville TAP Grant Match	0	0	100,000	0		
5R0189	Summit TAP Grant Match	0	0	54,067	0		
5R0193	Springdale TAP Grant Match	0	0	35,542	0		
	***** Total Road & Infrastructure Improvements**	**206,779**	**8,250**	**742,172**	**0**	**0**	**0**
	***** Total Budget Appropriation**	**207,433**	**44,636**	**1,142,279**	**323,369**	**0**	**0**

This department is to account for expenditures including sidewalk projects, grant matches, municipal projects, and school road projects. Organization - 121302.

COUNTY OF LEXINGTON
SCHEDULE "C" FUNDS - AUTHORIZED BY CTY TRANS COMMITTEE
Annual Budget
Fiscal Year - 2015-16

Fund 2700
Division: Public Works
Organization: 121303 - PW / Maintenance / Sub-Division Bond Supplements

Object Code	Expenditure Classification	2013-14 Expend	2014-15 Expend (Dec)	2014-15 Amended (Dec)	BUDGET 2015-16 Requested	2015-16 Recommend	2015-16 Approved
	Operating Expenses						
	*** Total Operating**	**0**	**0**	**0**	**0**	**0**	**0**
	Road & Infrastructure Improvements						
5R0082	Wood Moor Subdivision	0	0	25,767	0		
5R0135	The Reserve at Lake Murray	0	0	16,419	0		
5R0141	Cherokee Shores Phase I	0	0	8,719	0		
5R0142	Kaminer Subdivision	0	1,700	5,052	0		
5R0143	Woodland Pond Subdivision	0	0	6,305	0		
5R0144	Whispering Glen Subdivision	0	0	33,981	0		
5R0145	Hope Springs Subdivision Ph. I & II	0	967	105,966	0		
	**** Total Road & Infrastructure Improvements**	**0**	**2,667**	**202,209**	**0**	**0**	**0**

This department is to account for expenditures needed to supplement sub-division bonds. Organization - 121303.

***** Total Budget Appropriation**	**0**	**2,667**	**202,209**	**0**	**0**	**0**

COUNTY OF LEXINGTON
SCHEDULE "C" FUNDS - AUTHORIZED BY CTY TRANS COMMITTEE
Annual Budget
Fiscal Year - 2015-16

Fund 2700
Division: Public Works
Organization: 121304 - PW / Maintenance / Dirt to Pave Projects

Object Code	Expenditure Classification	2013-14 Expend	2014-15 Expend (Dec)	2014-15 Amended (Dec)	2015-16 Requested	*BUDGET* 2015-16 Recommend	2015-16 Approved
	Operating Expenses						
539900	Unclassified	0	0	1,372,860	~~1,093,487~~ 1,091,917		
	*** Total Operating**	**0**	**0**	**1,372,860**	~~1,093,487~~ 1,091,917	**0**	**0**
	Road Construction (Dirt to Pave Projects)						
539817	Windy Wood Road	0	481,560	1,001,064	0		
539885	Pine Plain Road	0	0	100,000	0		
5R0066	Old Charleston Road	0	0	600,000	0		
5R0106	Nursery Road Bridge Recommendation	0	1,678,718	2,548,642	0		
5R0134	First Creek Road	0	33,085	50,149	0		
5R0139	DE Clark Road	0	0	1,354,751	0		
5R0167	Alice Drive #1	0	0	56,000	0		
5R0168	Holly Tree St.	0	26,694	80,000	0		
5R0169	Golden Jubilee Rd.	0	2,952	451,485	0		
5R0170	Foremost Dr.	0	7,650	354,000	0		
5R0171	Roland Drive	0	215,709	252,392	0		
5R0172	Limestone Road	0	8,372	42,835	0		
5R0176	Camping Creek Road	0	0	200,000	0		
5R0179	Dirt Road Asset Management Program	0	0	225,000	0		
5R0180	Harvestview Road	0	27,176	100,000	0		
5R0191	Ruth Vista Road	0	16,719	75,000	500,000		
5R0192	Water Tank Road	0	0	100,000	0		
	Bub Shumpert Rd #13	0	0	0	100,000		
	John's Creek Rd	0	0	0	100,000		
	**** Total Road Construction (Dirt to Pave Projects)**	**0**	**2,498,635**	**7,591,318**	**700,000**	**0**	**0**

This department is to account for expenditures for petitions dirt road paving projects as approved by the County Transportation Committee. Organization - 121304. Prior year expenditures were in Organization - 121300.

	***** Total Budget Appropriation**	**0**	**2,498,635**	**8,964,178**	~~1,793,487~~ 1,791,917	**0**	**0**

COUNTY OF LEXINGTON
SCHEDULE "C" FUNDS - AUTHORIZED BY CTY TRANS COMMITTEE
Annual Budget
Fiscal Year - 2015-16

Fund 2700
Division: Public Works
Organization: 121305 - PW / Maintenance / Drainage Projects

Object Code	Expenditure Classification	2013-14 Expend	2014-15 Expend (Dec)	2014-15 Amended (Dec)	BUDGET 2015-16 Requested	BUDGET 2015-16 Recommend	BUDGET 2015-16 Approved
	Operating Expenses						
539900	Unclassified - Drainage Projects	0	0	250,000	250,000		
	*** Total Operating**	**0**	**0**	**250,000**	**250,000**	**0**	**0**
	Drainage Projects						
5R0088	Drainage Projects	0	0	249,973	0		
5R0123	Broken Hill Road - Strom Drainage	0	0	65,089	0		
5R0157	Black Avenue - Improvements	0	0	37,129	0		
5R0158	Ben Franklin - Drainage	0	0	10,000	0		
5R0174	Old Saluda Passage Drainage	0	12,726	13,416	0		
5R0175	Bridleridge Drainage	0	1,900	8,200	0		
	*** Total Drainage Projects**	**0**	**14,626**	**383,807**	**0**	**0**	**0**

This department is to account for expenditures on various storm drainage improvements. Organization - 121305.

***** Total Budget Appropriation**	**0**	**14,626**	**633,807**	**250,000**	**0**	**0**

COUNTY OF LEXINGTON
SCHEDULE "C" FUNDS - AUTHORIZED BY CTY TRANS COMMITTEE
Annual Budget
Fiscal Year - 2015-16

Fund 2700
Division: Public Works
Organization: 121306 - PW / Maintenance / SCDOT 25% Fund

Object Code	Expenditure Classification	2013-14 Expend	2014-15 Expend (Dec)	2014-15 Amended (Dec)	2015-16 Requested	*BUDGET* 2015-16 Recommend	2015-16 Approved
	Operating Expenses						
539900	Unclassified - SCDOT 25%	0	0	0	0		
	*** Total Operating**	**0**	**0**	**0**	**0**	**0**	**0**
	State Road Projects						
5R0126	A.C. Bouknight Road	0	0	0	0		
5R0136	Corley Mill Road/US 378 Project	0	0	550,327	0		
5R0138	Zion Church Road Extension - Chapin	0	0	150,000	0		
5R0194	Bush River Road Turn Lane	0	0	75,000	0		
5R0195	US 321/Sandhills Pkwy Turn Lane	0	0	50,000	450,000		
	**** Total State Road Projects**	**0**	**0**	**825,327**	**450,000**	**0**	**0**

This department is to account for expenditures on the state highway system required in the "C" Fund Law. Organization - 121306.

***** Total Budget Appropriation**	**0**	**0**	**825,327**	**450,000**	**0**	**0**

COUNTY OF LEXINGTON
SCHEDULE "C" FUNDS - AUTHORIZED BY CTY TRANS COMMITTEE
Annual Budget
Fiscal Year - 2015-16

Fund 2700
Division: Public Works
Organization: 121307 - PW / Maintenance / Asphalt Maintenance

Object Code	Expenditure Classification	2013-14 Expend	2014-15 Expend (Dec)	2014-15 Amended (Dec)	BUDGET 2015-16 Requested	BUDGET 2015-16 Recommend	BUDGET 2015-16 Approved
	Operating Expenses						
539900	Unclassified - Pavement	0	0	800,000	800,000		
	*** Total Operating**	**0**	**0**	**800,000**	**800,000**	**0**	**0**
	Pavement Maintenance Projects						
530001	Road Resurfacing	0	0	878,590	0		
530003	Line Striping	0	0	10,755	0		
5AF355	Founders Road Repair	0	0	18,000	0		
5R0159	Columbiana Drive - Resurfacing	0	0	43,000	0		
	Total Pavement Maintenance Projects	**0**	**0**	**950,345**	**0**	**0**	**0**

This department is to account for expenditures for resurfacing, patching, reclamation, line stripping, etc. for existing County paved roads. Organization - 121307.

***** Total Budget Appropriation**	**0**	**0**	**1,750,345**	**800,000**	**0**	**0**

COUNTY OF LEXINGTON
SCHEDULE "C" FUNDS - AUTHORIZED BY CTY TRANS COMMITTEE
Annual Budget
Fiscal Year - 2015-16

Fund 2700
Division: Public Works
Organization: 121308 - PW / Maintenance / Dirt Road Maintenance & Safety

Object Code	Expenditure Classification	2013-14 Expend	2014-15 Expend (Dec)	2014-15 Amended (Dec)	2015-16 Requested	BUDGET 2015-16 Recommend	BUDGET 2015-16 Approved
	Operating Expenses						
539900	Unclassified - Road Maintenance	0	0	0	200,000		
	*** Total Operating**	**0**	**0**	**0**	**200,000**	**0**	**0**
	Maintenance Projects						
5R0028	Martin Neese Road	0	4,640	135,944	0		
5R0087	Road Maintenance Paving Projects	0	0	235,604	0		
5R0111	John Kinard Court & Circle	0	118,786	150,466	0		
5R0112	Porth Circle	0	0	20,000	0		
5R0113	Ashby Drive	0	0	82,235	0		
5R0114	South Cove Drive	0	0	49,375	0		
5R0115	Oak Hill Road	0	0	109,304	0		
5R0116	Hyman Road	0	0	59,268	0		
5R0117	Darby Ambross Road	0	0	59,304	0		
5R0118	Sweet Pea Lane	0	0	50,000	0		
5R0120	Green Hills Drive	0	0	15,000	0		
5R0177	Goldstone Bridge Repair	0	0	2,000	0		
5R0183	Old Forge Road	0	3,015	5,290	0		
5R0190	Old Two Notch Road	0	21,775	35,000	0		
	**** Total Maintenance Projects**	**0**	**148,216**	**1,008,790**	**0**	**0**	**0**

This department is to account for expenditures on improvements to portions of unpaved roads with continuous maintenance or safety deficiencies. Organization - 121308.

***** Total Budget Appropriation**	**0**	**148,216**	**1,008,790**	**200,000**	**0**	**0**

SECTION V. - PROGRAM OVERVIEW

Program: **"C" Funds**

A. Revenues

The "C" Fund revenues are in three (3) areas:

1. "C" Fund SCDOT Apportionment - 2.66 cents of the State's 16-cent gasoline tax, earmarked for "C" Funds; based on a statewide formula of population, land area of the counties, and number of miles of rural roads.
2. "C" Fund Donor County Settlement - Lexington County is a Donor County which means that Lexington County contributes to the statewide "C" Fund Program in an amount in excess of what it receives under the allocation formula. Thus, Lexington County receives a "Donor" portion back from the state (SCDOT). The total statewide donor amount is $9,500,000.00 annually and is dispersed to the receiving counties accordingly.
3. Investment Interest – Interest earned by investments through Treasurer's Office until funds are expended.

B. Expenditures

1. Personnel & Operating (121100) – A full time "C" Fund Manager oversees day to day operations of the C-Fund Program, including: correspondence between engineering consulting firms, contractors, SCDOT, the general public, etc.; design, bidding, construction management and program management, etc. A part time employee executes the right-of-way process, including: obtaining right-of-way consent forms, negotiating with property owners to obtain right-of-way, and acquiring easements for the design and construction of projects. Additional professional services are acquired through the Lexington County "on-call" engineering contract as needed.

2. "C" Funds Economic Development (121301) – Three percent (3%) of annual revenues is set aside for Economic Development projects as needed and approved by the CTC.

3. Grants & Sidewalks - (121302) - Eight percent (8%) of annual revenues is set aside for special projects, such as SCDOT enhancement grant matches, sidewalks, school road projects, and similar municipal projects. As part of the 8% set aside, $100,000 annually is designated for municipal project requests. Municipalities receive notification from the Public Works Department to submit project requests and, upon review, a recommendation is provided for the distribution of municipal funds. Lexington County school districts can apply for funding to improve access to schools from a publicly maintained road. All recommendations are subject to CTC approval.

4. Sub-Division Bond Supplements (121303) – These funds are used to supplement funds obtained from a surety bond related to sub-division road and drainage construction.

5. Dirt To Pave Program (121304) - These funds are utilized for the paving of existing dirt roads as approved by the County Transportation Committee (CTC). The CTC approves these projects based on a recommendation provided by the Public Works Department, which includes a ranked and prioritized list of petitioned county maintained roads.

6. Drainage Projects (121305) - $250,000 is set aside to fund storm drainage improvements directly related to public roads and transportation.

7. SCDOT 25% Fund (121306) - These funds are set aside to meet the "C" Fund requirement that 25% of the annual proportionment (non donor funds) are expended on the state highway system. This requirement is based on a biennial average. These funds can also be expended through the State Match Program by providing matching funds to SCDOT projects when offered.

8. Pavement Maintenance Program (121307) - $800,000 is set aside for the maintenance associated with existing paved roads in an effort to protect the existing infrastructure and extend the life of the pavement; includes asphalt resurfacing, patching, full depth reclamation, curb repair, line striping, and surface treatments deemed necessary.

9. Road Maintenance Paving Projects (121308) - $200,000 is set aside for various maintenance paving projects described as high maintenance, limited scope, and/or not approved for paving from the petition list. Paving from this subsection is a maintenance activity that corrects drainage, provides stabilization, improves safety, or addresses other deficiencies on an existing dirt road.

C. County Transportation Committee

The Lexington Legislative Delegation is required by State law to appoint a County Transportation Committee (CTC). County Council has been appointed by the Delegation as the CTC for Lexington County. The CTC is responsible for establishing the various policies and procedures for the C-Fund Program, which includes budget approval and all associated C-Fund activities. The Public Works Department administers the program, evaluates all projects, and makes recommendations to the CTC.

SECTION VI. - LINE ITEM NARRATIVES

SECTION VI.B. - LISTING OF POSITIONS

Current Staffing Level:

Job Title	Full-time equivalent General Fund	C-Fund	Grade
C-Fund Project Manager		1	23
Part Time - Right of Way		1	9
Total Positions	0	2	

NOTE: Only Full-time C-Fund Manager position requires insurance.

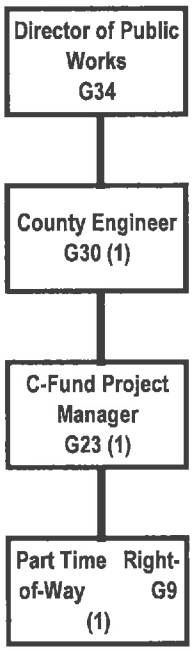

SECTION VI.C. - OPERATING LINE ITEM NARRATIVES

521000 - OFFICE SUPPLIES **$100**

Papers, pens, file folders, forms, and small office machines not considered fixed assets, etc., for the 1 employees of this department. Historical information indicates this amount needs to be budgeted to supply the department.

521100 - DUPLICATING **$100**

Historical information dictates that this amount should cover copying costs used for in-house copier charges.

521200 - OPERATING SUPPLIES **$100**

To cover primarily computer supplies, cost includes drafting supplies, blueprint machine supplies, and general tools.

524201 - GENERAL TORT LIABILITY INSURANCE **$77**

Covers the cost of general tort liability insurance. Budget estimate / rate supplied by Risk Manager.

525000 - TELEPHONE **$265**

Basic service charges on 1 land line:

1 land lines each @	$20.00	per month for 12 months =	$240.00
1 voice mails each @	$1.50	per month for 12 months =	$18.00
		Total =	$258.00

525021 – SMART PHONE CHARGES **$1,380**

Smart phone charges for C Fund Engineer

1 Smart phones ea. @	$95.00	per month for 12 months =	$1,140.00
1 Hot Spot ea. @	$20.00	per month for 12 months =	$240.00
			$1,380.00

525041 - EMAIL SERVICE CHARGES **$84**

C FUND Division of PW has 1 email accounts.

1 email accounts @	$7.00	per month for 12 months =	$84.00

525210 – CONFERENCE, MEETING AND TRAINING EXPENSE **$1,200**

For CEU's, certifications, recertification, and training:

American Public Works Association (APWA) Summer Conference of APWA in August - 3-day conference with nine technical sessions about various Public Works issues (C FUND Manager) 1 @ $1,200.00

Estimated cost = $1,200.00

525400 – GAS, FUEL AND OIL **$1,440**

Gas for vehicles driven by C Fund Manager and Part-time C-Fund employee. Based on prorated historical information, the Department is expected to use about 400 gallons of gasoline per month or 50 gallons per month per vehicle.

Thus, estimating	50	gals / mo. @	$2.40	per gal for 12 months =	$1,440.00

SECTION VI.D. - CAPITAL LINE ITEM NARRATIVES

CAPITAL REQUEST

540000 – SMALL TOOLS & MINOR EQUIPMENT **$500**

For tools, equipment typically under $500.00. Examples – calculators, chairs, grade rods, phone accessories, etc.

540010 – MINOR SOFTWARE **$0**

To repair or add minor software as needed.

(1) NEW TABLET PC **$1,570**

1 DELL VENUE 11 PRO TABLET. Will allow C Fund Engineer to be more mobile in the field by having access to County information like GIS data, email, and carry engineering plans with them in digital format. (Test Pilot)

1	Intel® Core™ i5 4210Y processor (3MB Cache, 1.5 GHz Dual-Core)/Window s 8.1 Pro (64Bit) English French MUI/128GB Mobility Solid State Drive/4GB DDR3 Memory/Intel® GT2 Graphics/Microsoft® Office Home and Business 2013/Dell Tablet Keyboard - Mobile/Dell Active Stylus/Dell Tablet Dock/Dell Wireless® 1537 Dual-Band 802.11n WiFi + DW1537 Bluetooth® 4.0	@	$1,550.00	$1,550.00
1	Shareplus: Sharepoint Mobile Client	@	$20.00	$20.00

SECTION I

COUNTY OF LEXINGTON
LEXINGTON COUNTYWIDE STORMWATER CONSORTIUM
Annual Budget
FY 2015-16 Estimated Revenue

Object Code	Revenue Account Title	Actual 2013-14	Received Thru Dec 2014-15	Amended Budget Thru Dec 2014-15	Projected Revenues Thru Jun 2014-15	Requested 2015-16	Recommend 2015-16	Approved 2015-16
	*** Stormwater/MS4 :**							
	Revenues:							
452151	MS4 Municipal Portions	0	0	0	0	22,600		
801000	Op Trn from General Fund/Cty Ord.	0	0	0	0	27,400		
	**** Total Revenue**	0	0	0	0	50,000		
	*****Total Appropriation (Section III)**				0	49345		
	FUND BALANCE Beginning of Year				0	0		
	FUND BALANCE - Projected End of Year				0	655 50,000		

SECTION II

COUNTY OF LEXINGTON
Proposed Revenues
Fines, Fees, and Other
Budget FY - 2015-2016

Fund #: 1000 Fund Name: General

Organ. #: 121401 Organ. Name: Lexington Countywide Stormwater Consortium

Revenue Code	Fee Title	Actual Fees FY 2012-13	Actual Fees FY 2013-14	12/31/2013 Year-to-Date FY 2014-15	Anticipated Fiscal Year Total FY 2014-15	Budget: Units of Service	Budget: Current Fee	Budget: Current Total Estimated Fees FY 2015-16	Proposed Fee Change	Total Proposed Estimated Fees FY 2015-16
452151	MS4 Municipal Portion							22,600		22,600

COUNTY OF LEXINGTON
GENERAL FUND
Annual Budget
Fiscal Year 2015-16

Fund: 1000
Division: Public Works
Organization: 121402 - Lexington Countywide Stormwater Consortium

Object Code	Expenditure Classification	2013-14 Expenditure	2014-15 Expend. (Dec)	2014-15 Amended (Dec)	2015-16 Requested	BUDGET 2015-16 Recommend	BUDGET 2015-16 Approved
	Personnel						
510100	Salaries & Wages - 0				0		
510200	Overtime				0		
510300	Part Time - 1 (FTE .5)				14,533		
511112	FICA Cost				1,112		
511113	State Retirement				1,607		
511120	Insurance Fund Contribution -				0		
511130	Workers Compensation				388		
	*** Total Personnel**				**17,640**		
	Operating Expenses						
520200	Contracted Services				12,000		
520300	Professional Services				0		
520400	Advertising				6,200		
520702	Technical Currency & Support				0		
521000	Office Supplies				200		
521100	Duplicating				200		
521200	Operating Supplies				12,210		
521215	Air Quality Supplies				0		
522200	Small equipment repairs and maintenance				0		
524000	Building Insurance				0		
524201	General Tort Liability Insurance				110		
524202	Surety Bonds				0		
525000	Telephone				250		
525020	Pagers and Cell Phones				0		
525021	Smart Phone Charges				0		
525041	Email Service Charges - 1				85		
525042	Sharepoint Service Charges				0		
525100	Postage				50		
525210	Conference, Meeting & Training Expense				0		
525230	Subscriptions, Dues, & Books				0		
525240	Personal Mileage Reimbursement				0		
525250	Motor Pool Reimbursement				300		
525300	Utilities - Admin. Bldg.				0		
525323	Utilities - Public Works Complex				0		
525600	Uniforms & Clothing				100		
526500	Licenses & Permits				0		
	*** Total Operating**				**31,705**		
	**** Total Personnel & Operating**				**49,345**		

COUNTY OF LEXINGTON
GENERAL FUND
Annual Budget
Fiscal Year 2014-15

Fund: 1000
Division: Public Works
Organization: 121401 - Lexington Countywide Stormwater Consortium

Object Code	Expenditure Classification	2013-2013 Expenditure	2013-2014 Expend. (Dec)	2013-2014 Amended (Dec)	2015-16 Requested	*BUDGET* 2015-16 Recommend	2015-16 Approved
	Capital						
540000	Small Tools & Minor Equipment				0		
540010	Minor Software				0		
	All Other Equipment				0		
	**** Total Capital**				**0**		
	***** Total Budget Appropriation**	**0**	**0**	**0**	**49,345**		

SECTION IV

COUNTY OF LEXINGTON
Capital Item Summary
Fiscal Year 2015-16

Fund # 1000 Fund Title: General

Organization # 121401 Organization Title: Lexington Countywide Stormwater Consortium

Program # Program Title:

Qty	Item Description	***BUDGET*** 2015-16 Requested Amount
	Small Tools and Minor Equipment	0
	Minor Software	0
	**** Total Capital (Transfer Total to Section III**	**0**

SECTION V - PROGRAM OVERVIEW

Lexington Countywide Stormwater Consortium Minimum Control Measures 1 and 2

Our staff implements the NPDES (National Pollution Discharge Elimination System) Phase II program which is a USEPA/SCDHEC unfunded mandate. Our first permit for the NPDES Phase II program went into effect December 1, 2007; we are currently working under a permit with an effective date of January 1, 2014. Lexington County assists seven municipalities with several components of their NPDES Phase II program under the purview of the Lexington Countywide Stormwater Consortium. Two of the permit requirements Minimum Measure 1 (Public Education and Outreach) and Minimum Measure 2 (Public Involvement/Participation) are implemented through shared funds of $50,000 dollars. In 2015 two additional municipalities will be acquiring assistance with their new NPDES MS4 status, Town of Chapin and Town of Gaston.

Staffing Level

Personnel		Grade
1 Part Time Position	without insurance	6

SECTION VI. – LINE ITEM NARRATIVES

SECTION VIA - LISTING OF REVENUES

Explanation of Revenue Code 452151 MS4 Municipality Portion

Lexington County currently assists (7) municipalities with their MS4 program with the understanding that each municipality pay into the cost to administer public education and outreach, and public involvement/participation to maintain compliance with permit requirements. Each municipality pays a portion of the costs determined by the population of each municipality based on the 2010 census. Lexington County portion is 54.8% with the 7 municipalities paying the other 45.2%. The following is a breakdown of the revenue reimbursed by the municipalities:

Lexington County $50,000 x .548 = $27,400
(7) Municipalities $50,000 x .452 = $22,600 (Revenue Code 452151)
$50,000

SECTION VI.B. – LISTING OF POSITIONS

One part time position without insurance

Job Title	Positions	General Fund	Other Fund	Total
Part Time Position	1	1		1
Total Positions	1	1	0	1

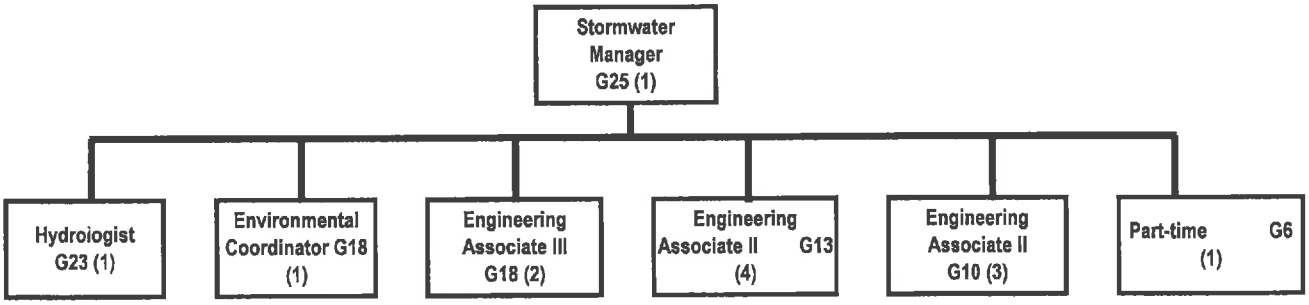

SECTION VI.C – OPERATING LINE ITEM NARRATIVES

520200 - CONTRACTED SERVICES **$12,000**

Household Hazardous Waste Event Cost shared with Solid Waste Department

520300 - PROFESSIONAL SERVICES/NPDES MS4 PROGRAM **$0**

520400 - ADVERTISING **$6,200**

Advertising for public education and public involvement events (MCM #1 and #2), such as HHW events, Green is Clean month events, and workshops

520702 – TECHNICAL CURRENCY & SUPPORT **$0**

521000 - OFFICE SUPPLIES **$200**

Minor supplies needed for public education and outreach, and public involvement and participation

521100 - DUPLICATING **$200**

Cost for necessary duplication of documents.

521200 - OPERATING SUPPLIES **$12,210**

Operating supplies for educational component of the NPDES permit $12,210.

522120 - AIR QUALITY SUPPLIES **$0**

522200 - SMALL EQUIPMENT REPAIRS & MAINTENANCE **$0**

524000 – BUILDING INSURANCE **$0**

524201 - GENERAL TORT LIABILITY INSURANCE **$110**

Provided by Risk Manager

524202 – SURETY BONDS **$0**

Budgeted as recommended by Risk Management Nonsurety Bond Year

525000 – TELEPHONE **$250**

Basic service charges on 1 land lines

1 land lines each @	$19.50	per month for 12 months =	$234.00
1 voice mails each @	$1.25	per month for 12 months =	$15.00
		Total =	$249.00

525020 – PAGERS AND CELL PHONES **$0**

525021 – SMART PHONE CHARGES **$0**

525041 – EMAIL SERVICE CHARGES **$85**

LCSWC has 1 email account @ $6.75 per month for 12 months = $81.00

525042- SHAREPONT SERVICE CHARGE **$0**

525100 - POSTAGE **$50**

Anticipated postage costs.

525210 - CONFERENCE & MEETING EXPENSES **$0**

525230 - SUBSCRIPTIONS, DUES, & BOOKS **$0**

525240 – PERSONAL MILEAGE REIMBURSEMENT **$0**

525250 – MOTOR POOL REIMBURSEMENT **$300**

Estimate of total number of miles to be driven by one (1) Outreach Assistant

Estimate 500 miles @ $0.575 per mile = $287.50

525300 – UTILITIES/ADMINISTRATION BUILDING **$0**

525323 – UTILITIES/PUBLIC WORKS COMPLEX **$0**

525600 - UNIFORMS & CLOTHING **$100**

Clothing (with County seals) to identify employees to citizens, contractors, engineers and developers.

526500 - LICENSES & PERMITS **$0**

SECTION VI.D. – CAPITAL LINE ITEM NARRATIVES

CAPITAL REQUEST

540000 – SMALL TOOLS & MINOR EQUIPMENT **$0**

Replacement of tools and equipment for the inspector in the field (hand augers, temperature guns, probing rods, camera, cellular phone etc…) and purchase smart phone for Stormwater Manager

540010 – MINOR SOFTWARE **$0**

Addition of minor software as needed.

SECTION II

COUNTY OF LEXINGTON

Proposed Revenues
Fines, Fees, and Other
Budget FY - 2015-2016

Fund #: ??? Fund Name: New Program Road Maintenance Fee

Organ. #: 121100 & 121300 -??? Organ. Name: PW / Road Maintenance Fee

Revenue Code	Fee Title	Anticipated Fiscal Year Total FY2015-16	Anticipated Fiscal Year Total FY2016-17	Anticipated Fiscal Year Total FY2017-18	Anticipated Fiscal Year Total FY2018-19	Anticipated Fiscal Year Total FY2019-20	Units of Service	Current Fee	Budget Current Total Estimated Fees FY 2015-16	Proposed Fee Change	Total Proposed Estimated Fees FY15-21
???	$25 per Vehicle Road Maintenance Fee*	$ 6,250,000	$ 6,300,000	$ 6,350,000	$ 6,400,000	$ 6,450,000	yearly	$ -	$ -	$ 20	$ 31,750,000

*Based on 250,000 taxable vehicles, increased by growth rate of 2,000 vehicles per year

PROPOSED ROAD MAINTENANCE FEE Based on 250,000 taxable vehicles

	Proposed Fee Amount		$15	$20	$25	$30	$35	$40
	Total Fees Generated		$3,750,000	$5,000,000	$6,250,000	$7,500,000	$8,750,000	$10,000,000
Improvement Type	Current C-Fund Distribution	Proposed Road Maint. Fee Distribution by % of Fee	Plus % of $15 Fee	Plus % of $20 Fee	Plus % of $25 Fee	Plus % of $30 Fee	Plus % of $35 Fee	Plus % of $40 Fee
Dirt to Pave	$1,890,000	50%	$3,765,000	$4,390,000	$5,015,000	$5,640,000	$6,265,000	$6,890,000
Asphalt Maint. / Resurfacing	$800,000	15%	$1,362,500	$1,550,000	$1,737,500	$1,925,000	$2,112,500	$2,300,000
Bridge / Structures	$0	8%	$300,000	$400,000	$500,000	$600,000	$700,000	$800,000
Drainage / Stormwater	$250,000	7%	$512,500	$600,000	$687,500	$775,000	$862,500	$950,000
Dirt Road Rehabilitation*	$350,000	5%	$537,500	$600,000	$662,500	$725,000	$787,500	$850,000
Personnel Operating**	$92,000	8%	$300,000	$400,000	$500,000	$600,000	$700,000	$800,000
Capital Equipment	$0	7%	$262,500	$350,000	$437,500	$525,000	$612,500	$700,000
Economic Development	$122,000	0%	$122,000	$122,000	$122,000	$122,000	$122,000	$122,000
Enhancement Grants	$180,000	0%	$180,000	$180,000	$180,000	$180,000	$180,000	$180,000
Municipal Fund	$50,000	0%	$50,000	$50,000	$50,000	$50,000	$50,000	$50,000
25% SCDOT Requirement	$693,000	0%	$693,000	$693,000	$693,000	$693,000	$693,000	$693,000
TOTAL	$4,427,000	100%	$8,085,000	$9,335,000	$10,585,000	$11,835,000	$13,085,000	$14,335,000
5 YEAR TOTAL	$22,135,000		$40,425,000	$46,675,000	$52,925,000	$59,175,000	$65,425,000	$71,675,000

* General Fund

**C-Fund Personnel Operating is not added into Road Maintenance Fee Fund Amounts

5 years of $15 Fee =	5 years of $20 Fee =	5 years of $25 Fee =	5 years of $30 Fee =	5 years of $35 Fee =	5 years of $40 Fee =
$18,750,000	$25,000,000	$31,250,000	$37,500,000	$43,750,000	$50,000,000

Distribution of 5 years of $15 Fee	Distribution of 5 years of $20 Fee	Distribution of 5 years of $25 Fee	Distribution of 5 years of $30 Fee	Distribution of 5 years of $35 Fee	Distribution of 5 years of $40 Fee
$18,825,000	$21,950,000	$25,075,000	$28,200,000	$31,325,000	$34,450,000
$6,812,500	$7,750,000	$8,687,500	$9,625,000	$10,562,500	$11,500,000
$1,500,000	$2,000,000	$2,500,000	$3,000,000	$3,500,000	$4,000,000
$2,562,500	$3,000,000	$3,437,500	$3,875,000	$4,312,500	$4,750,000
$2,687,500	$3,000,000	$3,312,500	$3,625,000	$3,937,500	$4,250,000
$1,500,000	$2,000,000	$2,500,000	$3,000,000	$3,500,000	$4,000,000
$1,312,500	$1,750,000	$2,187,500	$2,625,000	$3,062,500	$3,500,000
$610,000	$610,000	$610,000	$610,000	$610,000	$610,000
$900,000	$900,000	$900,000	$900,000	$900,000	$900,000
$250,000	$250,000	$250,000	$250,000	$250,000	$250,000
$3,465,000	$3,465,000	$3,465,000	$3,465,000	$3,465,000	$3,465,000
$40,425,000	$46,675,000	$52,925,000	$59,175,000	$65,425,000	$71,675,000

NEW PROGRAM

COUNTY OF LEXINGTON
SCHEDULE OF ROAD MAINTENANCE FUNDS
Annual Budget
FY 2015-16 Estimated Revenue

Object Code	Revenue Account Title	Actual 2013-14	Received Thru Dec 2014-15	Amended Budget Thru Dec 2014-15	Projected Revenues Thru Jun 2014-15	Requested 2015-16	Recommend 2015-16	Approved 2015-16
	***Schedule Road Maintenance Funds____:**							
	Revenues:							
452200	Road Maintenance Fund Proportionment	0	0	0	0	6,250,000		
	Other Revenues:							
461000	Investment Interest	0	0	0	0	31,250		
	**** Total Revenue**	0	0	0	0	6,281,250	0	0
	*****Total Appropriation**				0	~~6,215,126~~ 6240126		
	FUND BALANCE Beginning of Year				0	0		
	FUND BALANCE - Projected End of Year				0	~~66,124~~ 41,124	0	0

NEW PROGRAM

COUNTY OF LEXINGTON
SCHEDULE OF ROAD MAINTENANCE FUNDS
Annual Budget
Fiscal Year - 2015-16

Fund:
Division: Public Works
Organization: 121100 & 121300 - PW / Administration & Engineering & Transportation

Object Code	Expenditure Classification	2013-14 Expend	2014-15 Expend (Dec)	2014-15 Amended (Dec)	2015-16 Requested	BUDGET 2015-16 Recommend	2015-16 Approved
	Personnel						
510100	Salaries & Wages - 7				348,207		
511112	FICA Cost				26,638		
511113	State Retirement				38,512		
511120	Insurance Fund Contribution - 7				54,600		
511130	Workers Compensation				24,862		
	*** Total Personnel**				492,819		
	Operating Expenses						
520200	Contracted Services				5,000		
520300	Professional Services				400,000		
520702	Technical Currency & Support				12,500		
521000	Office Supplies				2,500		
521100	Duplicating				400		
521200	Operating Supplies				8,000		
522000	Building Repairs & Maintenance				6,000		
522200	Small Equipment Repairs & Maintenance				1,500		
522300	Vehicle Repairs & Maintenance				3,000		
524100	Vehicle Insurance - 4				2,184		
524201	General Tort Liability Insurance				1,185		
525000	Telephone				1,032		
525006	GPS Monitoring Charges				1,920		
525020	Pagers and Cell Phones				1,620		
525021	Smart Phone Charges - 2				2,520		
525030	800 MHz Radio Service Charges - 7				4,200		
525031	800 MHz Maintenance Contracts - 7				840		
525041	E-mail Service Charges - 4				336		
525043	Sharepoint Service Charges - 4				320		
525100	Postage				500		
525210	Conference, Meeting & Training Expense				5,800		
525230	Subscriptions, Dues, & Books				1,315		
525240	Personal Mileage Reimbursement				288		
525250	Motor Pool Reimbursement				575		
525323	Utilities - Public Works Complex				3,000		
525400	Gas, Fuel, & Oil				12,672		
525600	Uniforms & Clothing				500		
527040	Outside Personnel (Temporary)				25000 0		
	*** Total Operating**				~~479,707~~ 504,707		
	**** Total Personnel & Operating**				972,526 997,526		
	Less total outsourced Personnel and Operating Costs of			***400,000***	***567,526***		

COUNTY OF LEXINGTON
SCHEDULE OF ROAD MAINTENANCE FUNDS
Road Maintenance Fee
Fiscal Year 2015-16

Fund:
Division: Public Works
Organization: 121100 & 121300 - PW / Administration & Engineering & Transportation

Object Code	Expenditure Classification		2013-14 Expend	2014-15 Expend (Dec)	2014-15 Amended (Dec)	2015-16 Requested	*BUDGET* 2015-16 Recommend	2015-16 Approved
	Capital							
540000	Small Tools & Minor Equipment					7,500		
540010	Minor Software					3,000		
	All Other Equipment					813,350		
	**** Total Capital**					**823,850**		
	Road & Infrastructure Improvements @	**75%**	**See Note Below**					
	Dirt to Pave		0	0	0	2,343,750		
	Asphalt Maint. / Resurfacing		0	0	0	1,137,500		
	Bridge / Structures		0	0	0	375,000		
	Drainage / Stormwater		0	0	0	328,125		
	Dirt Road Rehabilitation		0	0	0	234,375		
	NOTE: Program Improvements are being funded at 75% for first year due to startup costs and because projects will not be ready for full funding by the end of the first year of the program.							
	***** Total Road & Infrastructure Improvements**		**0**	**0**	**0**	**4,418,750**	**0**	**0**
	***** Total Budget Appropriation**		**0**	**0**	**0**	**6,215,126**	**0**	**0**

SECTION IV

COUNTY OF LEXINGTON
Capital Item Summary
Fiscal Year 2015-16

Fund #	1000	Fund Title:	GENERAL	
Organization #	121100 & 121300	Organization Title:	PW/ADMIN/ENGINEERING/TRANSPORTAT	***BUDGET***
Program #	1	Program Title:		2015-16
				Requested

Qty		Item Description	Amount
		SMALL TOOLS & MINOR EQUIPMENT	7,500
		MINOR SOFTWARE	3,000
2	EA	NEW 2B. Advanced Computer	6,088
4	EA	NEW 4. Advanced Laptop	11,372
1	EA	NEW DELL 55" MONITOR-E5515H	1,180
3	EA	NEW TABLET PC	4,710
2	EA	NEW CABPICKUP TRUCK	60,000
1	EA	NEW CREWCAB PICKUP	45,000
2	EA	NEW 4WD BACKHOE	85,000
1	EA	NEW PAVER MACHINE	100,000
2	EA	NEW BINDER SPREADER	200,000
1	EA	NEW ASPHALT DISTRIBUTOR TRUCK	150,000
1	EA	NEW 12 TON SHEEP FOOT ROLLER	150,000
		** **Total Capital (Transfer Total to Section I and IA)**	**$823,850**

SECTION V. - PROGRAM OVERVIEW

Road Maintenance Fee

SECTION VI. - LINE ITEM NARRATIVES

Objective: Establish Road Maintenance Fee

The funding available for the paving and maintenance of the 1,214 miles of roads (546 paved and 668 unpaved) in the County's transportation system is $3.5 million ($3.15 million in C-Funds and $350,000 in General funds) which equates to $2,883 per mile or $1,442 per lane mile. This funding level is much too low to address the needs of our dirt road system; it will take about 90 years to address all the roads on the C-Fund Petitioned List and nearly 150 years to pave all the dirt roads in Lexington County. Furthermore, the current funding will not maintain the the existing paved system. Based on an average resufacing cycle of 20 years, our annual resurfacing budget should be $1.5 million instead of the current $800,000. Therefore, there is a dire need for an additional funding source to not only meet the level of service expectations of the citizens of Lexington County but also to keep the transportation system of Lexington County in a safe, maintainable condition.

CURRENT STATUS OF C-FUND PAVING LIST

Total Roads on Petition List	**378**	
Total Miles of Roads on Petition List	**280**	
Total Estimated Cost of Projects on List	**$210,000,000**	
Current C-Fund Allocations for Paving Dirt Roads	**$2,350,000**	
Years required to complete List with current funding	**89**	**(Thus Avg Wait Time is 45 Years)**
Current Annual Resurfacing funding	**$800,000**	
Resurfacing Cycle Years based on current funding	**38**	**(Should be 20 years max)**

The road mileage maintained the Public Works Department has increased 9.7% in the last ten years from 1,107 miles to 1,214 miles. As the transportation system continues to grow, the resources and staff of Public Works needs to continue to grow also in order to meet the needs and expectations of the citizens of Lexington County. The current Petitioned Road Paving List contains approximately: 340 roads, 240 miles of dirt road mileage, $175M worth of backlogged road work, and a total waiting period for paving of 60 years.

PUBLIC MAINTAINED ROADWAY MILES IN LEXINGTON COUNTY

	2010	2011	2012	2013	2014
Total Public Road Mileage	**2,671**	**2,684**	**2,697**	**2,706**	**2,719**
Total State/Other Maintained	**1,505**	**1,505**	**1,505**	**1,505**	**1,505**
Total County Maintained	**1,166**	**1,179**	**1,192**	**1,201**	**1,214**
Paved County Maintained	**477**	**502**	**519**	**532**	**546**
Unpaved County Maintained	**689**	**677**	**673**	**669**	**668**

The Public Works Department is responsible for the maintenance of over 1,200 miles of County-maintained roads; approximately 670 miles are dirt roads and 550 are paved roads. The maintenance of these roads include the maintenance of the associated drainage, rights-of-way, storm drainage repairs and/or replacement, asphalt maintenance treatments, and maintenance of various ditches and retention/detention ponds. Additionally, various special projects are accomplished within this program including road paving, various County facility site preparations, and special drainage projects. The Department works with Council, County Administrator, elected officials, citizens, boards, engineers, contractors, SCDOT, and other agencies on a daily basis to address and resolve public works issues. The Department coordinates engineering design / construction / inspections through both our Transportation and Stormwater Divisions for both external and internal customers. The Department is also responsible for the implementation of the "C" Fund Program per policies set by the County Transportation Committee using a priority ranking system. The Department prepares plans and specifications and provides supervision and management of various Public Works projects as well as other Departments such as Economic Development, Airports, Waste management, and Public Safety.

NUMBER OF WORK ORDERS RECEIVED / COMPLETED PER CALENDAR YEAR

	2010	2011	2012	2013	2014	**Avg**
Received	**6,980**	**5,930**	**5,696**	**6,458**	**6,160**	**6,245**
Completed	**5,527**	**4,777**	**4,345**	**5,079**	**5,488**	**5,043**
Outstanding	**1,453**	**1,153**	**1,351**	**1,379**	**672**	**1,202**

SECTION VI.B. - LISTING OF POSITIONS

Based on statistics from the County's Comprehensive Annual Financial Report (CAFR) for Fiscal Year ending June 30, 2014, the number of Full-Time Equivalent (FTE) Employees has increased by 23% County wide over the last ten (10) years. The number of Department of Public Works FTEs has only increased by 6%. Thus, based on these statistics from the CAFR, fourteen (14) additional employees are needed in the Public Works Department to match the equivalent level of service from ten years ago. This lack of proper resource management continues to have a compound negative effect within all areas of the Department as service levels decline due the ever increasing demands on the Department coupled with the stagnant budget growth and work force.

The Public Works Department has averaged over 6,200 work orders per year during the past five years and has received as many as 200 calls in one day concerning road conditions during extended periods of rain. Our Transportation Division has been required to take on additional duties without additional staff; this has resulted in a reduction in service levels in areas of our basic maintenance objectives and duties such as right-of-way cutting and drainage ditch maintenance. During extreme weather conditions, our forces are stretched to the point of not being able to man shifts properly per conditions.

Current Engineering Staffing Level:

	Full-time equivalent		
Job Title	General Fund	C-Fund	Grade
Director	1		34
Senior Administrative Assistant I	1		9
Dispatch/Clerk	1		5
Clerk Typist	1		4
County Engineer	2		30
Engineering Associate IV	1		20
Engineering Associate III	1		18
Engineering Associate II	1		13
Engineering Associate I	3		10
Sign Shop Technician	1		8
C-Fund Project Manager		1	23
Total Positions	**13**	**1**	

NOTE: All of these positions require insurance.

Current Transportation Staffing Level:

		Grade
Superintendent	1	23
Assistant Superintendent	1	19
Special Projects Supervisors	2	18
Drainage Maintenance Supervisors	2	16
Pavement Maintenance Supervisor	1	16
Road Maintenance Supervisors	4	16
Heavy Equipment Operator IV	2	10
Heavy Equipment Operator III	24	9
Heavy Equipment Operator II	11	8
Heavy Equipment Operator I	14	7
Total Positions	**62**	

NOTE: All of these positions require insurance.

Current Public Works Staffing Level Chart:

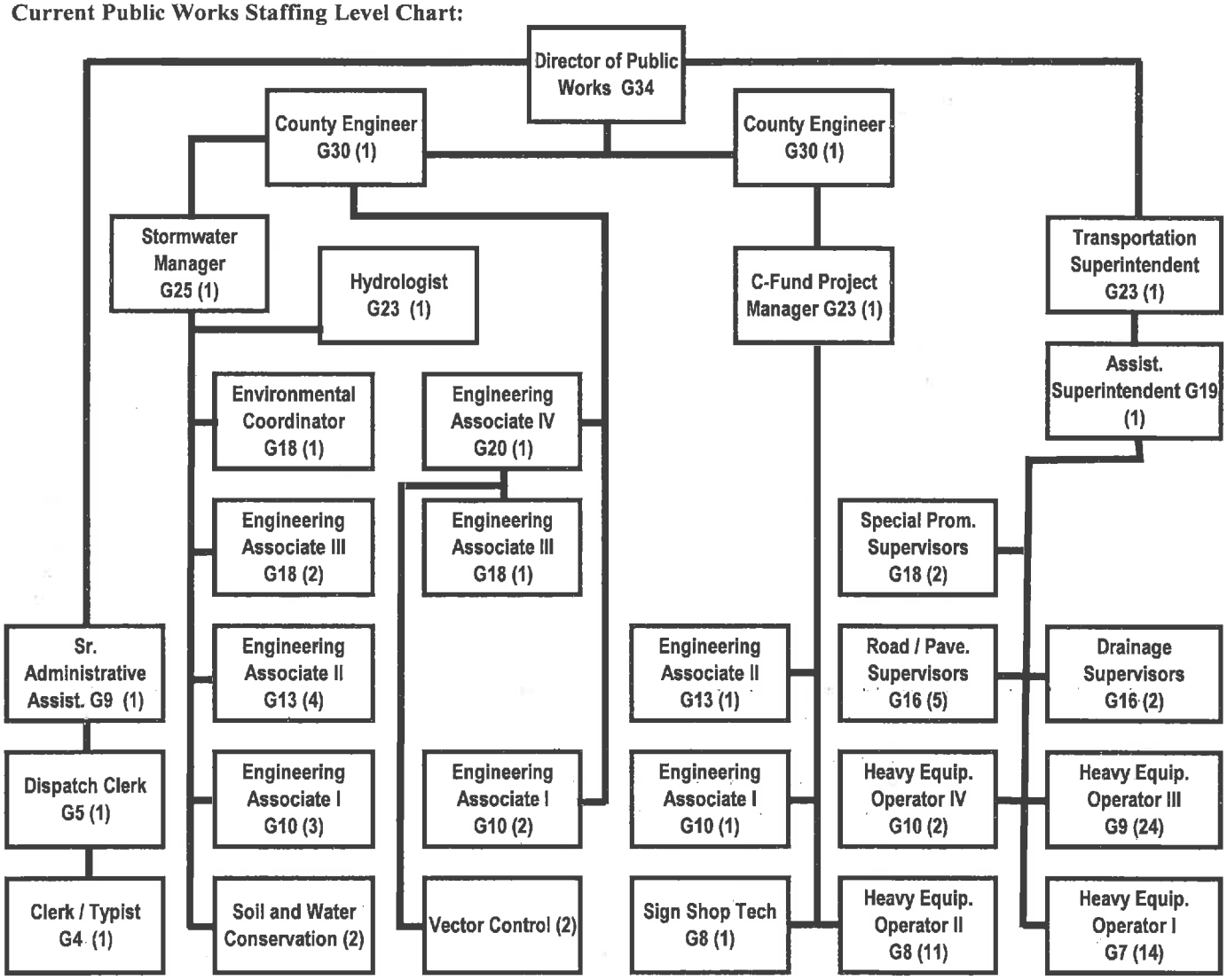

Proposed Engineering / Admin. Staffing Level:

Job Title	Full-time equivalent General Fund	C-Fund	Grade	
Director	1		34	
Senior Administrative Assistant I	1		9	
Dispatch/Clerk	1		5	
Clerk Typist	1		4	
County Engineer	2		30	
Road Maintenance Fee Manager	1		23	New Program
Engineering Associate IV	1		20	
Engineering Associate IV	1		20	New Program
Engineering Associate III	1		18	
Engineering Associate III	1		18	New Program
Engineering Associate II	1		13	
Engineering Associate I	3		10	
Sign Shop Technician	1		8	
C-Fund Project Manager		1	23	
Total Positions	**16**	**1**		

NOTE: All of these positions require insurance.

Proposed Transportation Staffing Level:

Superintendent.....	1	23	
Assistant Superintendent.....	1	19	
Special Projects Supervisors.....	2	18	
Special Projects Manager	1	18	New Program
Drainage Maintenance Supervisors.....	2	16	
Pavement Maintenance Supervisor.....	1	16	
Road Maintenance Supervisors.....	4	16	
Heavy Equipment Operator IV.....	2	10	
Heavy Equipment Operator IV.....	1	10	New Program
Heavy Equipment Operator III.....	24	9	
Heavy Equipment Operator III.....	1	9	New Program
Heavy Equipment Operator II.....	11	8	
Heavy Equipment Operator II.....	1	8	New Program
Heavy Equipment Operator I.....	14	7	
Total Positions	**66**		

NOTE: All of these positions require insurance.

Proposed Public Works Staffing Level Chart:

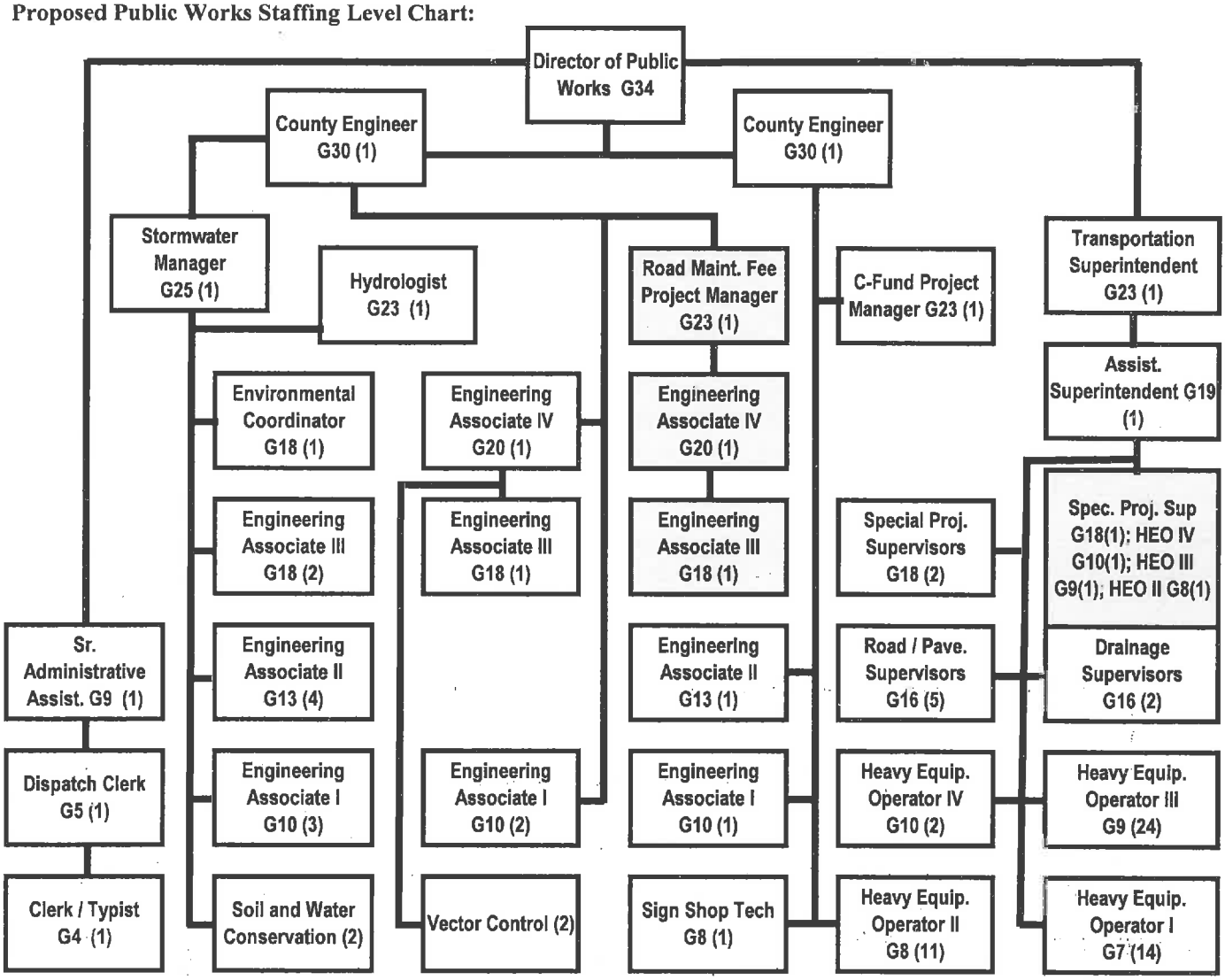

SECTION VI.C. - OPERATING LINE ITEM NARRATIVES

520200 – CONTRACTED SERVICES **$5,000**

Tree removal on an as-needed basis when safety dictates (high-power lines, close proximity to houses, etc.).	Est. cost =	$2,000.00
Miscellaneous testing for compaction, etc., on various County projects.	Est. cost =	$2,000.00
Confined space storm drainage repairs.	Est. cost =	$1,000.00

520300 - PROFESSIONAL SERVICES **$400,000**

Engineering / survey services.

520702 - TECHNICAL CURRENCY & SUPPORT **$12,500**

Maintenance of various outside computer programs.

521000 - OFFICE SUPPLIES **$2,500**

Papers, pens, file folders, forms, and small office machines not considered fixed assets, etc., for new employees.

521100 - DUPLICATING **$400**

Historical information dictates that this amount should cover copying costs used for in-house copier charges.

521200 - OPERATING SUPPLIES **$8,000**

Includes computer supplies, drafting supplies, blueprint machine supplies, and survey crew supplies (survey stakes, etc.) for Engineering Division. Additional costs related to GIS supplies (paper), AutoCAD drawings. Provides funds for supplies needed to operate various pieces of equipment such as chain saw blades, concrete saw blades, misc. small equipment parts, cleaning and household-type supplies at each camp, formwork for concrete work and safety equipment.

522000 – BUILDING REPAIRS AND MAINTENANCE **$6,000**

Estimate to renovate office space in PW to create 3 additional offices

522200 – SMALL EQUIPMENT REPAIRS & MAINTENANCE **$1,500**

Estimate $1,500.00 in repairs based on previous years.

522300 – VEHICLE REPAIRS AND MAINTENANCE **$3,000**

Based on historical information on 4 vehicles. Year to date amount = $1,829

524100 – VEHICLE INSURANCE **$2,184**

Based on per vehicle rate of $546.00 for 4 vehicles = $2,184.00

524201 - GENERAL TORT LIABILITY INSURANCE **$1,185**

Covers the cost of general tort liability insurance. Budget estimate / rate supplied by Risk Manager.

525000 - TELEPHONE **$1,032**

Basic service charges on 4 land lines, including 1 fax machine:

4 land lines each @	$20.00	per month for 12 months =	$960.00
4 voice mails each @	$1.50	per month for 12 months =	$72.00
		Total =	$1,032.00

525006 - GPS MONITORING CHARGES **$1,920**

Monitoring charges on 8 GPS units.

8 GPS monitoring @ $20.00 per month for 12 months = $1,920.00

525020 – PAGER AND CELL PHONE **$1,620**

Basic cellular charges for EA III and Spec Proj Mgr

2 cell lines each @	$35.00	per month for 12 months =	$840.00
1 data line each @	$65.00	per month for 12 months =	$780.00
		Total =	$1,620.00

525021 – SMART PHONE CHARGES **$2,520**

Smart phone charges for RMF Mgr and EA IV

2 Smart phones ea. @	$95.00	per month for 12 months =	$2,280.00
1 Hot Spot ea. @	$20.00	per month for 12 months =	$240.00
			$2,520.00

525030 – 800 MHz RADIO SERVICE CHARGE (7) **$4,200**

Radio contract for 7 secured radio and 0 unsecured radios.

7 secured each @	$50.00	per month for 12 months =	$4,200.00
7		Total =	$4,200.00

525031 – 800 MHz RADIO MAINTENANCE (7) **$840**

Contracted maintenance on 7 radios, covers all repairs except physical damages.

7 radios each @ $10.00 per month for 12 months = $840.00

525041 - EMAIL SERVICE CHARGES **$336**

PW Admin. Department has 4 email accounts.

4 email accounts @ $7.00 per month for 12 months = $336.00

525042- SHAREPONT SERVICE CHARGE **$320**

4 new license for employees@ $7($80 = $320

525100 - POSTAGE **$500**

Based on historical information.

525210 – CONFERENCE, MEETING AND TRAINING EXPENSE **$5,800**

For CEU's, certifications, recertification, and training:

American Public Works Association (APWA) Summer Conference of APWA in July - 3-day conference with nine technical sessions about various Public Works issues (RMF Mgr & EA IV - 2 @ $1,200.00)

Estimated cost = $2,400.00

Technical sessions on various Public Works issues; Needed to obtain PDH's (Professional Development Hours) that are required by SC Engineering State Board annually to maintain professional license.

Estimated cost = $900.00

For Non-CEU's, certifications, etc

Throughout year, training sessions and seminars are conducted by various organizations such as Clemson University's Technology Transfer (T3) Program, SCDOT, SCDHEC, and the Asphalt Association which allows staff to keep abreast of latest technical standards and regulations on design criteria and stormwater certification.

Estimated cost = $500.00

AutoCAD Civil 3-D Training – Web based training sessions.
Yearly Subscription for Web based training Estimated cost = $2,000.00

525230 - SUBSCRIPTIONS, DUES & BOOKS **$1,315**

Midlands Chapter of Professional Surveyors (for staff Surveyor) = $50.00
Participation in this society allows the County Surveyor to be abreast of all current State and County Regulation affecting surveying and platting of property in Lexington County. Meetings held monthly with guest speakers dealing with current topic.

APWA dues for 3 employees @ $150.00 Cost = $450.00
American Public Works Association is a national organization in which Public Works employees, engineers, administrative staff of cities and counties (primarily) share common problems, solutions and have a forum in which knowledge and ideas can be shared.

National Association of County Engineers (NACE) Cost = $130.00
The National Association of County Engineers is an affiliate of the National Association of Counties. Its members enjoy the free exchange of information and ideas addressing Public Works concerns and practices throughout the nation. Technical publications are available and an audio and video library is available to members of NACE. NACE produces continuing education and technical updates to its members.

SC Geodetic Survey Annual Subscription Service - Cost = $0.00
To provide data service for GPS Survey Instrument

Certified Floodplain Manager Annual Dues (for County Engr.) Cost = $110.00

Professional Engineers License for three (3) employees @ $100.00 each $300.00
License for RMF Manager and Staff Engineers. This allows Public Works to provide P.E. services for some County projects without utilizing services through a private firm.

Land Surveyor's License - Cost = $100.00
Allows Engineering Associate IV to maintain certification with S.C. to survey and stamp plats for County use. Eliminates need to hire surveyor in most cases.

SC Society of Professional Land Surveyors – Cost = $175.00
Dues for Professional Land Surveyor membership

525240 - PERSONAL MILEAGE REIMBURSEMENT **$288**

To reimburse employees for use of personally owned vehicles for County business.
Estimate 500 miles @ $0.575 per mile = $287.50

525250 MOTOR POOL REIMBURSEMENT **$575**

Motor pool vehicles are utilized when a County vehicle goes into the shop for service and also when an additional vehicle is needed by staff.
Estimate 1000 miles @ $0.575 per mile = $575.00

525300 - UTILITIES ADMINISTRATION/ENGINEERING BUILDING **$3,000**

Prorated amount.

525400 – GAS, FUEL AND OIL **$12,672**

Gas for vehicles of Director, RMF Manager, County Engineers, and Engineering Staff vehicles. Based on historical information provided by Fleet Service, Department used 4,500 gasoline last year; amount will increase this year with added vehicle for new County Engineer. Therefore, estimated usage next year is:

400	gals / mo. @	$2.40	per gal for 12 months =	$11,520.00
			Miscellaneous makeup fluids =	$1,152.00
				$12,672.00

525600 – UNIFORMS AND CLOTHING **$500**

Shirts with logo and steel-toed boots for field Engineering staff and Sign Shop coordinator; shirt replacement each year and Logo shirts for administrative engineering staff.

527040 – OUTSIDE PERSONNEL (TEMPORARY) **$25,000**

Will utilize temporary outside personnel for road design and right-of-way issues next FY.

SECTION VI.D. - CAPITAL LINE ITEM NARRATIVES

CAPITAL REQUEST

540000 – SMALL TOOLS & MINOR EQUIPMENT **$7,500**

For tools, equipment typically under $500.00.

540010 – MINOR SOFTWARE **$3,000**

To repair or add minor software as needed.

(2) EA NEW 2B. Advanced Computer **$6,088**

2	Dell Precision T5810 Computer with Windows 7 64-bit, Intel Xeon Processor (Four Core HT, 3.7 GHz Turbo), 16GB (4x4GB) 2133MHZ DDR4 RDIMM ECC, 300GB 15,000 RPM HD, NVIDIA QUADRO K4200 4GB(2DP & 1DVI-1I)(1 DP TO SL-DVI & 1 DP TO VGA	=	$6,088.00
			$6,088.00

(4) EA NEW 4. Advanced Laptop **$11,372**

4	Dell Precision M6800 Laptop with Windows 7 64-bit, i7-4910MQ 2.90, 8GB (2x4GB) 1600 MHZ DDR3L,500GB 5400 RPM HYBRID HDD with 8GB Flash, NVIDIA QUADRO K3100M with 4GB GDDR5 17.3" HD + Anti-Glare.	=	$10,428.00
	Dell Precision M6800 17.3' Targus CityGear Miami Messenger Laptop Carrying Case		$180.00
	Dell Precision M6800 E-Port Plus Port Replicator (Docking Station) has parallel and serial port		$764.00
			$11,372.00

(1) NEW DELL 55" MONITOR-E5515H **$1,180**

New Dell Monitor will be used by RMF Manager when conducting weekly meetings with staff, presentations to public /customers (internal and external), monitoring progress on projects.

1	Dell 55" Monitor-E5515H	=	$1,000.00
1	Chief X-Large Tilt no Height- Adj wm 37-63in		$180.00
			$1,180.00

(3) NEW TABLET PC **$4,710**

3 DELL VENUE 11 PRO 7000 Series. Will allow employees to be more efficient while in the field. They can have access to County information like GIS data, email, and access engineering plans with them in digital format. (Test Pilot)

3	Intel® Core™ i5 4210Y processor (3MB Cache, 1.5 GHz Dual-Core)/ Windows 8.1 Pro (64Bit) English French MUI/128GB Mobility Solid State Drive/4GB DDR3 Memory/Intel® GT2 Graphics/Microsoft® Office Home and Business 2013/Dell Tablet Keyboard - Mobile/Dell Active Stylus/Dell Tablet Dock/Dell Wireless® 1537 Dual-Band 802.11n WiFi + DW1537 Bluetooth® 4.0	=	$1,550.00
			$4,650.00
3	Shareplus: SharePoint Mobile Client	=	$20.00
			$60.00

2 EA. NEW CABPICKUP TRUCK **$60,000**

Two (2) pickup trucks for project management / supervision of work on multiple job sites.

1 EA. NEW CREWCAB PICKUP **$45,000**

One (1) Crewcab pickup for Field crew for transporting personnel and tools to job sites.

1 EA. NEW 4WD BACKHOE **$85,000**

New 4WD Backhoe for the purposes of grading and ditching of roadways prior to alternative paving/reclamation of dirt roads.

1 EA. NEW PAVER MACHINE **$100,000**

New paving machine due to the age and condition of the existing paving machine.

1 EA. NEW BINDER SPREADER **$200,000**

New binder spreader for the purposes of distributing cement to stabilize the roadways prior to alternative paving.

1 EA. NEW ASPHALT DISTRIBUTOR TRUCK **$150,000**

New asphalt distributor truck for the purposes of spreading asphalt primers on to the road base during the alternative paving process.

1 EA. NEW 12 TON SHEEP FOOT ROLLER **$150,000**

New sheep foot roller for proper compaction of base materials for rebuilding of roads prior to paving roads.

COUNTY OF LEXINGTON
CAMPUS PARKING FUND
Annual Budget
FY 2015-16 - Estimated Revenue

Object Code	Revenue Account Title	Actual 2013-14	Received Thru Dec 2014-15	Amended Budget Thru Dec 2014-15	Projected Revenues Thru Jun 2014-15	Requested 2015-16	Recommend 2015-16	Approved 2015-16
	***Campus Parking Fund 2920:**							
	Revenues:							
430600	Employee Parking Fees	15,936	6,516	15,700	15,700	14,976		
430601	Public Parking Fees	2,028	468	2,375	2,375	2,375		
	Other Revenues:							
461000	Investment Interest	123	63	100	100	100		
	**** Total Revenue**	18,087	7,047	18,175	18,175	17,451	0	0
	*****Total Appropriation**				142,766	68,802	0	0
	Contingency:							
	Unused				108,676			
	FUND BALANCE							
	Beginning of Year				125,233	109,318	109,318	109,318
	FUND BALANCE - Projected							
	End of Year				109,318	57,967	109,318	109,318

COUNTY OF LEXINGTON
CAMPUS PARKING FUND
Annual Budget
Fiscal Year - 2015-16

Fund 2920
Organization: 101500 - Human Resource
Organization: 111300 - Building Services
Organization: 999900 - Non-departmental

Object Code	Expenditure Classification	2013-14 Expend	2014-15 Expend (Dec)	2014-15 Amended (Dec)	2015-16 Requested	*BUDGET* 2015-16 Recommend	2015-16 Approved
	Operating Expenses (Organization - 101500)						
521000	Office Supplies	0	0	0	0		
521200	Operating Supplies	0	0	0	0		
	*** Total Operating**	**0**	**0**	**0**	**0**	**0**	**0**
	Personnel (Organization - 111300)						
510100	Salaries & Wages	518	185	0	0		
511112	FICA - Employer's Portion	38	12	0	0		
511113	SCRS - Employer's Portion	55	21	0	0		
511130	Workers Compensation - Employer Cost	38	14	0	0		
	*** Total Personnel**	**649**	**232**	**0**	**0**	**0**	**0**
	Operating Expenses (Organization - 111300)						
520100	Contract Maintenance	0	0	10,325	65,552		
521200	Operating Supplies	0	0	250	250		
522000	Building Repairs & Maintenance	0	0	3,000	3,000		
	*** Total Operating**	**0**	**0**	**13,575**	**68,802**	**0**	**0**
	**** Total Personnel & Operating**	**649**	**232**	**13,575**	**68,802**	**0**	**0**
	Capital: (Organization - 111300)						
5AF333	Employee Parking Walkway Repair		4,600	4,600	0		
	**** Total Capital**	**0**	**4,600**	**4,600**	**0**	**0**	**0**
	Capital: (Organization - 999900)						
549904	Capital Contingency	0	0	124,591	0		
	**** Total Capital**	**0**	**0**	**124,591**	**0**	**0**	**0**
	***** Total Budget Appropriation**	**649**	**4,832**	**142,766**	**68,802**	**0**	**0**

SECTION III. - PROGRAM OVERVIEW

Summary of Programs:

Program I – Campus Parking Maintenance

Program I: Campus Parking Maintenance

Objectives:

The campus parking garage is currently being maintained by Building Services. The maintenance includes such items as overhead doors, cleaning the area and general maintenance of the parking area. Light fixtures must be maintained in the parking garage. The area is cleaned as needed to remove debris.

SECTION III. - SERVICE LEVELS

SECTION IV. - SUMMARY OF REVENUES

Revenues are generated by employee collections.

SECTION V.A. - PERSONNEL LINE ITEM NARRATIVES
LISTING OF POSITIONS

Current Staffing Level:

Staff who maintain this facility are appropriated under 111300 (Building Services).

DEPARTMENTAL ORGANIZATIONAL CHART

Organizational chart is maintained under 111300 (Building Services).

SECTION V. B.
OPERATING LINE ITEM NARRATIVES

520100 CONTRACTED MAINTENANCE **$65,552**

Actual cost for annual contracted maintenance based on current information provided by vendors.

Security Drop Arms- for entering the parking garage includes: 2 Swing Arms Installed, 10% contingency, Electrical Power feeds

521200 OPERATING SUPPLIES **$250**

This account is used for purchasing supplies to clean, maintain, and stock our facilities with necessary items for daily operations. Operating supplies break down:

Brooms	$50
Garbage bags	$25
Ice Salt	$25
Degreasers/Cleaners	$75
Misc. Supplies	$75

522000 BUILDING REPAIRS & MAINTENANCE **$3,000**

This account is used to cover maintenance and repairs.

This cost covers daily maintenance and emergency repair costs for parking garage, overhead door repairs, paints, lamps and other items necessary to ensure the facility stays fully operational. This includes replacement of parking block as they become damaged.

COUNTY OF LEXINGTON
PERSONNEL / EMPLOYEE COMMITTEE
Annual Budget
Fiscal Year - 2015-16

Object Code	Revenue Account Title	Actual 2013-14	Received Thru Dec 2014-15	Amended Budget Thru Dec 2014-15	Projected Revenues Thru Jun 2014-15	Requested 2015-16	Recommend 2015-16	Approved 2015-16
	***Personnel/Employee Committee 2930:**							
	Revenues:							
438300	Vending Machine Sales	4,608	1,539	5,000	5,000	5,000		
439900	Misc Fees, Permits, and Sales	3,031	73	3,000	3,000	3,000		
	Other Revenues:							
461000	Investment Interest	3	8	0	0	15		
469100	Gifts & Donations	120	0	0	0	0		
	**** Total Revenue**	7,762	1,620	8,000	8,000	8,015	0	0
	*****Total Appropriation**				13,899	8,015	0	0
	FUND BALANCE Beginning of Year				13,768	7,869	7,869	7,869
	FUND BALANCE - Projected End of Year				7,869	7,869	7,869	7,869

Fund 2930
Division: General Administrative
Organization: 101500 - Human Resources

Object Code	Expenditure Classification	2013-14 Expend	2014-15 Expend (Dec)	2014-15 Amended (Dec)	BUDGET 2015-16 Requested	2015-16 Recommend	2015-16 Approved
	Personnel						
	*** Total Personnel**	**0**	**0**	**0**	**0**	**0**	**0**
	Operating Expenses						
521100	Duplicating	0	0	70	20		
539900	Unclassified	4,112	825	13,829	7,995		
	*** Total Operating**	**4,112**	**825**	**13,899**	**8,015**	**0**	**0**
	**** Total Personnel & Operating**	**4,112**	**825**	**13,899**	**8,015**	**0**	**0**
	Capital						
	**** Total Capital**	**0**	**0**	**0**	**0**	**0**	**0**
	***** Total Budget Appropriation**	**4,112**	**825**	**13,899**	**8,015**	**0**	**0**

COUNTY OF LEXINGTON
DELINQUENT TAX COLLECTIONS
Annual Budget
FY 2015-16 Estimated Revenue

Object Code	Revenue Account Title	Actual 2013-14	Received Thru Dec 2014-15	Amended Budget Thru Dec 2014-15	Projected Revenues Thru Jun 2014-15	Requested 2015-16	Recommend 2015-16	Approved 2015-16
	***Treasurer / Delinquent Tax Collections 2950:**							
	Revenues:							
416000	Delinquent Tax Costs	665,803	610,130	891,820	891,820	955,000		
439900	Misc Fees, Permits, and Sales	14,059	596	12,500	12,500	12,500		
450000	Rental Income	2,930	0	2,000	2,000	1,000		
461000	Investment Interest	543	225	8,100	8,100	1,000		
461020	Delinquent Tax Account Interest	1,858	0	0	0	0		
469900	Miscellaneous Revenues	0	0	0	0	0		
	**** Total Revenue**	685,193	610,951	914,420	914,420	969,500	0	0
	*****Total Appropriation**				1,161,508	1,004,016	0	0
	Contingency:							
	Unused				(266,575)			
	Frozen Position: Acctg/Clerk Gd. 6				(34,465)	(34,465)		
	FUND BALANCE							
	Beginning of Year				247,088	301,040	301,040	301,040
	FUND BALANCE - Projected							
	End of Year				301,040	300,989	301,040	301,040

COUNTY OF LEXINGTON
DELINQUENT TAX COLLECTIONS
Annual Budget
Fiscal Year - 2015-16

Fund: 2950
Division: General Administration
Organization: 101700 Treasurer

Object Code	Expenditure Classification	2013-14 Expend	2014-15 Expend (Dec)	2014-15 Amended (Dec)	BUDGET 2015-16 Requested	BUDGET 2015-16 Recommend	BUDGET 2015-16 Approved
	Personnel						
510100	Salaries & Wages - 7.5	259,529	115,072	286,785	286,785		
510200	Overtime	1,759	4,706	6,000	6,000		
510300	Part time	0	0	0	0		
511112	FICA - Employer's Portion	18,262	8,691	22,398	22,398		
511113	State Retirement - Employer's Portion	27,716	13,056	31,914	31,914		
511120	Employee Insurance - 7.5	50,700	25,350	58,500	58,500		
511130	Workers Compensation	1,499	699	1,572	1,572		
519999	Personnel Contingency	0	0	0	0		
	*** Total Personnel**	**359,465**	**167,574**	**407,169**	**407,169**	**0**	**0**
	Operating Expenses						
520200	Contracted Services	107,055	84,345	115,000	115,000		
520244	Moving Services - Buildings	0	0	4,114	3,000		
520300	Professional Services	11,534	12,147	15,000	17,000		
520400	Advertising & Publicity	72,519	85,370	105,000	107,000		
520500	Legal Services	129,000	52,450	129,000	140,000		
520702	Technical Currency & Support				15,962		
520704	Computer Security & Management Services	0	0	0	0		
521000	Office Supplies	3,838	831	5,100	5,100		
521100	Duplicating	933	418	1,200	1,200		
522000	Building Repairs & Maintenance	499	0	0	0		
522200	Small Equipment Repairs & Maint	0	0	300	300		
524000	Building Insurance	104	107	107	112		
524001	Burglary Insurance	0	0	0	88		
524201	General Tort Liability Insurance	207	207	213	213		
524202	Surety Bonds - 2	0	0	75	0		
525000	Telephone	2,170	1,063	2,200	2,482		
525020	Pagers and Cell Phones	333	71	240	0		
525041	E-mail Service Charges - 6	486	216	486	486		
525100	Postage	131,223	19,583	150,000	169,813		
525210	Conference, Meeting & Training Expense	1,062	199	3,740	3,190		
525230	Subscriptions, Dues, & Books	958	876	967	1,243		
525250	Motor Pool Reimbursement	466	111	500	510		
525300	Utilities	5,291	2,346	5,600	5,402		
526600	Court Filing Fees	0	0	100	0		
526900	DMV Title & License Fee	0	0	100	100		
529900	Miscellaneous Operating Expense	0	0	100	500		
529903	Contingency	0	0	213,080			
	*** Total Operating**	**467,678**	**260,340**	**752,222**	**588,701**	**0**	**0**
	**** Total Personnel & Operating**	**827,143**	**427,914**	**1,159,391**	**995,870**	**0**	**0**
	Capital						
540000	Small Tools & Minor Equipment	504	66	1,000	2,000		
540010	Minor Software	0	0	0			
	All Other Equipment	774	1,110	1,117	6,146		
	**** Total Capital**	**1,278**	**1,176**	**2,117**	**8,146**	**0**	**0**
	***** Total Budget Appropriation**	**828,421**	**429,090**	**1,161,508**	**1,004,016**	**0**	**0**

SECTION IV

COUNTY OF LEXINGTON
Capital Item Summary
Fiscal Year - 2015 - 2016

Fund # 2950 Fund Title: DELINQUENT TAX
Organization # 101700 Organization Title: TREASURER
Program # Program Title:

Qty	Item Description	***BUDGET*** 2015 - 2016 Requested Amount
	SMALL TOOLS & MINOR EQUIPMENT	2,000
7	F1 PC's RPL	6,146

SECTION VI. B. – PERSONNEL LINE ITEM NARRATIVES

LISTING OF POSITIONS

Current Staffing Level:

Job Title	Positions	Full Time Equivalent General Fund	Other Fund	Total	Grade
Deputy Tax Collector	1		1	1	16
Assist. Deputy Tax Collector	1		1	1	10
Cashier/Clerk	3	1 position frozen unfunded	3	3	5
Business & Mfg. Personal Property Tax Specialist	1		1	1	6
FLC Mobile Home Specialist	1		1	1	7
Total Positions	7		7	7	

(SEE ORGANIZATION CHART ON NEXT PAGE)

Treasurer's Office
Organizational Chart
Fiscal Year 2015-16

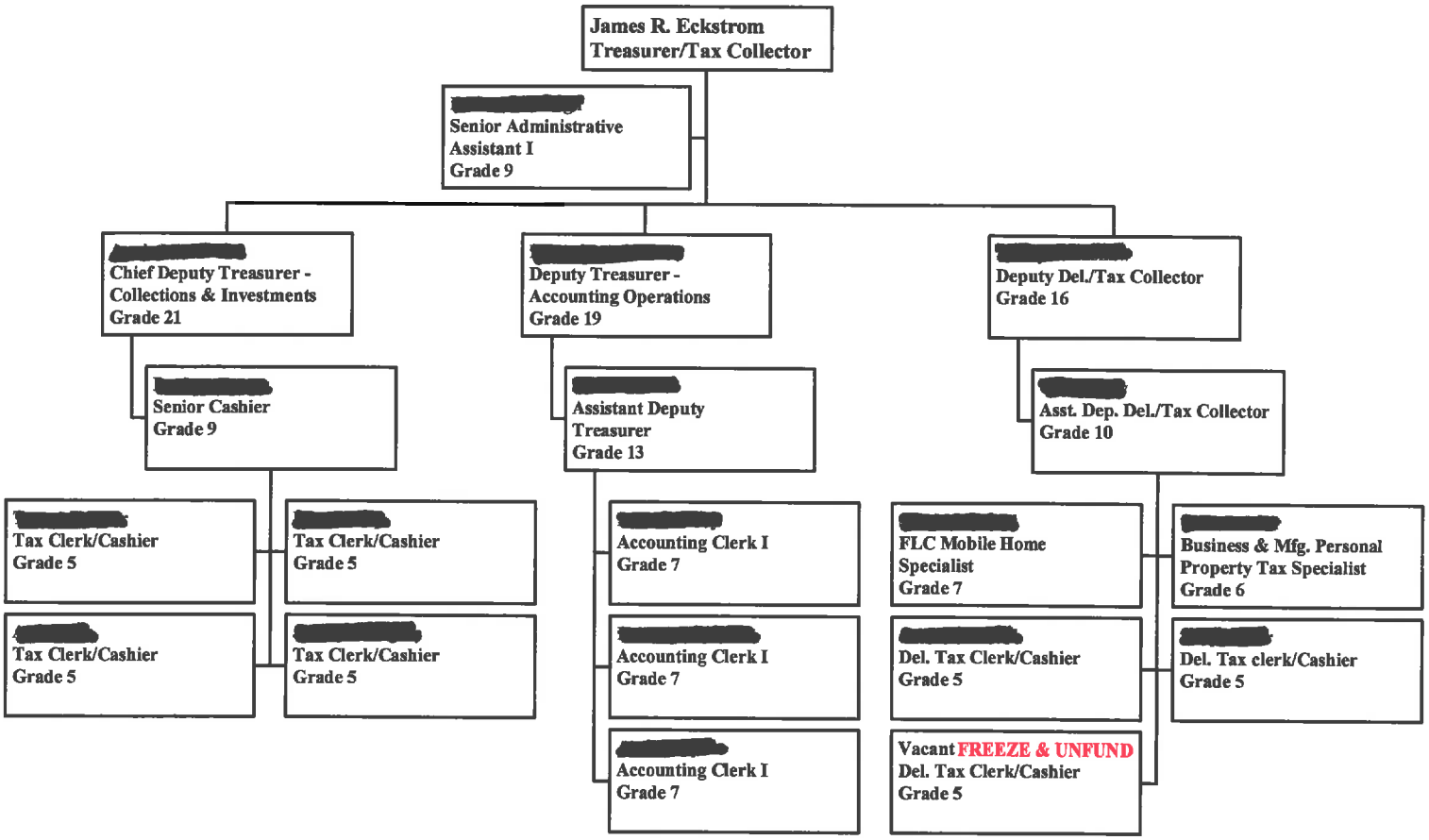

SECTION VI. C. - PERSONNEL LINE ITEM NARRATIVES

510200 - OVERTIME **$6,000**

This is for overtime worked by office staff during busy times and in preparation for tax sale.

SECTION VI. C. - OPERATING LINE ITEM NARRATIVES

520200 - CONTRACTED SERVICES — **$115,000**

American Solutions for Business	18,200.00
(Execution Notices 7,000.00/Certified Letters 11,200.00)	
Pacer on line Bankruptcy Court	300.00
Accurint (online people search)	1,500.00
Palmetto Postings	95,000.00

520244 – MOVING SERVICES – BUILDINGS — **$3,000**

Cover moving expenses of moving mobile homes acquired by the FLC through tax sale.

520300 - PROFESSIONAL SERVICES — **$17,000**

Auctioneer fees	16,600.00
Definitely Taking Request	400.00
(Deaf interpreter for tax sale)	

520400 - ADVERTISING — **$107,000**

Tax Sale	
Lexington County Publishing Network	53,000.00
The State Record Company Inc.	53,000.00
FLC Advertising	1,000.00

520500 – LEGAL SERVICES — **$140,000**

Attorney fees, title searches, deed preparation, & consultations

520702 – TECHNICAL CURRENCY & SUPPORT — **$15,962**

Tyler Cashiering 1/3 of cost

521000 - OFFICE SUPPLIES — **$5,100**

Paper, Pencils, Ribbons, Staples, Tape, etc	1,500.00
Envelopes #45000	1,000.00
Tax bill forms	900.00
Toner for laser printer	1,500.00
Laser check forms	200.00

521100 - DUPLICATING — **$1,200**

This account is used for copier machine duplicating of correspondence to employees and customers, packet copies for lawyers, etc.

522200 - SMALL EQUIPMENT REPAIRS & MAINTENANCE — **$300**

Repair of computers, printers, kard-veyer file and validators.

524000 - BUILDING INSURANCE — **$ 112**

1,157 square footage of Treasurers office. Per Risk Management

524001 - BURGLARY INSURANCE — **$88**

1,157 square footage of Treasurers office. Per Risk Management

524201 - GENERAL TORT LIABILITY INSURANCE — **$213**

Per Risk Management

525000 - TELEPHONE (10 phones lines and 4 voice mail) **$2,482**

6 Phone lines no voice mail @$19.00 per month x 12 months = $1,368.
4 phone lines with voice mail @ $20.70 per month x 12 months = $964.
Charges for directory assistance $150.00

525041 E-MAIL SERVICE CHARGE **$486**

6 Accounts x $6.75 Per Account x 12 Months = $486.00

525100 - POSTAGE **$169,813**

Due to law changes, we are required to notify by certified mail, old and new owners and separate letters sent to each individual owner.

Certified mail May - July	estimate 10,400 @ $11.54 ea.	-	120,016.
Certified mail other	estimate 3,000 @ $11.54 ea.	-	34,620.
Receipts & other mail	estimate 17,000 @ $ .49 ea.	-	8,330.
Execution notices mailed	estimate 16,700 @ $ .41 ea.	-	6,847.

525210 - CONFERENCE & MEETING EXPENSE **$3,190**

To cover the costs of attending the Spring and Fall Conferences.

SCATT Legislative Conf. (3 employees)		$ 150.00
Meals for workers on overtime at tax sale		$ 300.00
SCATT Spring (Treasurer)		$ 800.00
SCATT Fall (Treasurer)		$ 800.00
TAPS Workshop	(3 employees)	$ 120.00
TAPS Meeting	(3 employees)	$ 120.00
SCATT Academy	(3 employees)	$ 900.00

(Needed for accreditation)

525230 - SUBSCRIPTIONS, DUES, & BOOKS **$1,243**

TAPS	3 employees	$ 90.00
SCACEE	1 employee	$ 75.00
SCATT	3 employees	$ 225.00
Cross Reference Book		$ 360.00
Lexington County Chronicle		$ 40.00
The State Newspaper		$ 150.00
Chapin Times		$ 28.00
Supplement to Title 12 Tax Book		$ 25.00
Misc.		$ 250.00

525250 - MOTOR POOL REIMBURSEMENT **$510**

1000 Miles @ 51 Cents per mi = $510

525300 - UTILITIES **$5,402**

1,157 square footage of Treasurers office.

526900 – DMV TITLE & LICENSE FEES **$100**

FLC title transfers for sold mobile homes.

529900 – MISCELLANEOUS OPERATION EXPENSES **$500**

FLC operating expenses.

529903 - CONTINGENCY **$0**

SECTION VI. D. - CAPITAL LINE ITEM NARRATIVES

CAPITAL REQUEST

540000 - SMALL TOOLS & MINOR EQUIPMENT $2,000

ALL OTHER EQUIPMENT

(7) REPLACEMENTS OF F1 PC'S $6,146

Information Services recommends we replace (7) F1 PC's this FY @ $878.
Replacing LC35116, LC35117, LC35118, LC35119, LC35120, LC35797, LC35798

COUNTY OF LEXINGTON
GRANTS ADMINISTRATION
Annual Budget
FY 2015-16 Estimated Revenue

Object Code	Revenue Account Title	Actual 2013-14	Received Thru Dec 2014-15	Amended Budget Thru Dec 2014-15	Projected Revenues Thru Jun 2014-15	Requested 2015-16	Recommend 2015-16	Approved 2015-16
	***Finance / Grants Administration 2990:**							
	Revenues:							
461000	Investment Interest	334	150	500	500	250		
801000	Op Trn from General Fund/Cty Ord.	75,000	50,000	50,000	50,000	50,000		
	**** Total Revenue**	75,334	50,150	50,500	50,500	50,250	0	0
	*****Total Appropriation**				176,769	142,033	0	0
	Contingency:							
	Unused				34,920			
	Carryforward					14,137		
	FUND BALANCE							
	Beginning of Year				197,269	105,920	105,920	105,920
	FUND BALANCE - Projected							
	End of Year				105,920	0	105,920	105,920

COUNTY OF LEXINGTON
GRANTS ADMINISTRATION
Annual Budget
Fiscal Year - 2015-16

Fund: 2990
Division: General Administration
Organization: 101400 Finance

Object Code	Expenditure Classification	2013-14 Expend	2014-15 Expend (Dec)	2014-15 Amended (Dec)	2015-16 Requested	*BUDGET* 2015-16 Recommend	2015-16 Approved
	Personnel						
510100	Salaries & Wages - 2	39,683	26,852	100,881	101,958		
511112	FICA - Employer's Portion	2,861	1,847	7,717	7,800		
511113	State Retirement - Employer's Portion	4,210	2,927	10,996	11,277		
511120	Employee Insurance - 2	15,600	7,800	15,600	15,600		
511130	Workers Compensation	119	81	302	306		
519999	Personnel Contingency	0	0	0	0		
	*** Total Personnel**	**62,473**	**39,507**	**135,496**	**136,941**	**0**	**0**
	Operating Expenses						
520704	Computer Security & Management Serv	0	0	0	0		
521000	Office Supplies	616	178	479	704		
521100	Duplicating	57	7	198	300		
524201	General Tort Liability Insurance	46	46	47	47		
524202	Surety Bonds - 2	0	0	20	0		
525000	Telephone	241	120	469	469		
525041	E-mail Service Charge - 2	74	34	162	162		
525042	Sharepoint Service Charge	0	0	76	0		
525100	Postage	0	0	35	35		
525210	Conference, Meeting & Training Expense	2,183	2,124	4,225	2,725		
525230	Subscriptions, Dues, & Books	329	229	330	335		
525240	Personal Mileage Reimbursement	0	0	112	115		
529903	Contingency	0	0	34,920	0		
	*** Total Operating**	**3,546**	**2,738**	**41,073**	**4,892**	**0**	**0**
	**** Total Personnel & Operating**	**66,019**	**42,245**	**176,569**	**141,833**	**0**	**0**
	Capital						
540000	Small Tools & Minor Equipment	38	0	200	200		
540010	Minor Software	338	0	0	0		
	All Other Equipment	774	0	0	0		
	**** Total Capital**	**1,150**	**0**	**200**	**200**	**0**	**0**
	***** Total Budget Appropriation**	**67,169**	**42,245**	**176,769**	**142,033**	**0**	**0**

SECTION V. - PROGRAM OVERVIEW

Summary of Programs:

Program I - Administration
Program II -
Program III -

Program I: Administration

Objectives:

To achieve and maintain a high standard of accuracy, completeness, and timeliness regarding the County's grants and special revenue funds. To assist and advise County Council, County Administrator, other department heads and program managers on any grant or special revenue issues. To maintain the official grant records of the County. To develop and maintain county-wide systems and internal controls for the grants and special revenue funds. To provide a friendly and efficient service when gather and process information needed by other departments and the public.

Program II:

Objectives:

Program III:

Objectives:

SERVICE LEVELS

Service Level Indicators:

	Actual FY 2013-14	Estimated FY 2014-15	Projected FY 2015-16
Solicitor Grants	1	1	1
Solicitor Special Revenue	9	9	9
Law Enforcement Grants	15	12	16
LE Special Revenue	24	27	27
Public Safety Grants	4	4	5
PS Special Revenue	6	3	5
Other Grants	21	20	23
Other Special Revenue	45	38	41

SECTION VI. A. - SUMMARY OF REVENUES

461000 - INVESTMENT INTEREST **$ 500**

Interest is earned on the Fund Balance in the account.

801000 - OPERATING TRANSFER FROM GENERAL FUND **$ 50,000**

Transfer from the General Fund to help cover the operating costs of grant administration.

SECTION VI. B. - LISTING OF POSITIONS

Current Staffing Level:

	Full Time Equivalent			
Job TitlePositions	General Fund	Other Fund	Total	Grade
Manager	0.00	1.00	1.00	20
Accountant	0.00	1.00	1.00	15
Total Positions	0.00	2.00	2.00	

SECTION VI. C. - OPERATING LINE ITEM NARRATIVES

521000 - OFFICE SUPPLIES $ 704

Funds are used to purchase special 4-part file folders for the grants and special revenue funds and other miscellaneous supplies as needed.

File folders (5 boxes @ $57.80)	$289.00
Toner Cartridge (2 @ $139.10)	$278.20
Color Paper (4 reams @ $4.31)	$17.24
Paper for Printer (2 cases @ $43.13)	$86.26
Pens, pencils, & other office products	$33.30

521100 - DUPLICATING $ 300

Funds will be used to photocopy monthly reports, quarterly reports, and other documents related to grants and special revenue programs.

Copier Machine Usage cost ($0.03) x 10,000 copies	$300.00

524201 - GENERAL TORT LIABILITY INSURANCE $ 47

To cover the cost of general tort liability insurance.

Manager of Grants	1.00 position	$24
Accountant/Analyst	1.00 position	$23

525000 - TELEPHONE $ 469

To cover the cost of telephone service and voicemail.

Cost per line	$18.00
Voicemail Cost	$1.00
6% sales tax	$0.92
1% local tax	$0.15
	$20.07

Existing line	$20.07 x 12 months	$240.84
TBA line (if needed)	$19.00 x 12 months	$228.00

525041 – E-MAIL SERVICE CHARGES **$ 162**

To cover monthly e-mail services charges.

12 months x 2 e-mail accounts @ $6.75 = $162.00

525100 - POSTAGE **$ 35**

Postage cost for mailing out grant related items.

525210 – CONFERENCE, MEETING & TRAINING EXPENSE **$ 2,725**

To cover the costs of attending the National and South Carolina GFOA conferences to keep up-to-date in the ever changing accounting field and reporting changes. To cover the cost of attending the certification program offered by GFOASC, plus the cost of needed materials. There might also be the need to attend a workshops, seminars or conference to gain information on grants or special revenue programs.

Conference & Meetings:

GFOA (National Finance Officer Annual Conference)	$1,650
GFOASC Fall Conference in Myrtle Beach (September 2015)	$750
GFOASC Spring Conference in Columbia (May 2016)	$80
Other Training Sessions	$245

525230 - SUBSCRIPTIONS, DUES, & BOOKS **$ 335**

Funds are used for membership dues to the following professional organizations.

National GFOA annual membership	$235
GFOASC annual membership (1)	$100

525240 - PERSONAL MILEAGE REIMBURSEMENT **$ 115**

Mileage reimbursement required when using personal vehicles to travel to meetings, etc.

200 miles @ $0.575 = $115.00

SECTION VI. D. - CAPITAL LINE ITEM NARRATIVES

CAPITAL REQUEST

540000 - SMALL TOOLS & MINOR EQUIPMENT **$ 200**

Funds will be used to purchase minor equipment as needed.

COUNTY OF LEXINGTON

GRANTS ADMINISTRATION **NEW PROGRAM**

Annual Budget
Fiscal Year - 2015-16

Fund: 2990
Division: General Administration
Organization: 101400 - Finance

Delete Position

Object Expenditure Code	Classification	(1) Accountant Grade 15	BUDGET 2015-16 Requested	2015-16 Recommend	2015-16 Approved
	Personnel				
510100	Salaries & Wages		(45,794)		
511112	FICA Cost		(3,503)		
511113	State Retirement		(5,065)		
511120	Insurance Fund Contribution		(7,800)		
511130	Workers Compensation		(137)		
	*** Total Personnel**		**(62,299)**		
	Operating Expenses				
524201	General Tort Liability Insurance		(23)		
525000	Telephone		(228)		
525041	E-mail Service Charges		(81)		
	*** Total Operating**		**(332)**		
	**** Total Personnel & Operating**		**(62,631)**		
	Capital				
	**** Total Capital**		**0**		

***** Total Budget Appropriation** **(62,631)**

COUNTY OF LEXINGTON
PASS-THRU GRANTS
Annual Budget
Fiscal Year - 2015-16

Object Code	Revenue Account Title	Actual 2013-14	Received Thru Dec 2014-15	Amended Budget Thru Dec 2014-15	Projected Revenues Thru Jun 2014-15	Requested 2015-16	Recommend 2015-16	Approved 2015-16
	***Pass-Thru-Grants 2999:**							
	Revenues:							
452100	Town Recorders Fees	128,119	32,406	133,079	133,079	129,976		
461000	Investment Interest	1,198	588	200	200	1,000		
827750	RET from P&D / Contractor Performance Bd	110,882	1,796	0	0	0		
	**** Total Revenue**	240,199	34,790	133,279	133,279	130,976	0	0
	*****Total Appropriation**				957,148	129,976	0	0
	FUND BALANCE Beginning of Year				843,812	19,943	19,943	19,943
	FUND BALANCE - Projected End of Year				19,943	20,943	19,943	19,943

Fund: 2999
Organization: 142000 - Magistrate Court Services (Personnel Costs)
Organization: 999900 - Non-departmental (Special Projects)

Object Code	Expenditure Classification	2013-14 Expend	2014-15 Expend (Dec)	2014-15 Amended (Dec)	2015-16 Requested	***BUDGET*** 2015-16 Recommend	2015-16 Approved
	Personnel: (Organization - 142000)						
510100	Salaries & Wages	105,540	53,170	106,340	106,340		
511112	FICA - Employer's Portion	7,937	3,998	11,591	8,136		
511114	PORS - Employer's Portion	11,956	6,312	14,260	14,612		
511130	Workers Compensation	1,414	701	888	888		
511214	PORS - Emplr. Port. (Retiree)	1,596	818	0	0		
	*** Total Personnel**	**128,443**	**64,999**	**133,079**	**129,976**	**0**	**0**
	Operating Expenses: (Organization - 999900)						
5R0082	Wood Moor Subdivision	16,206	0	0	0		
5R0140	Scarborough Parish Subdivision	728	0	0	0		
5R0141	Cherokee Shores Phase I	3,831	0	3,090	0		
5R0142	Kaminer Subdivision	8,736	180	6,913	0		
5R0143	Woodland Pond Subdivision	0	0	6,780	0		
5R0144	Whispering Glen Subdivision	0	0	29,676	0		
5R0145	Hope Springs Subdivision Phase I & II	0	0	0	0		
5R0155	Palmetto Shores Subdivision	0	0	626,397	0		
5R0182	Buena Vista Subdivision	5,704	0	1,796	0		
5R0184	Park West, Phase I	0	0	30,072	0		
5R0185	Sweetgrass Courtyard	0	0	23,000	0		
5R0186	Wild Meadows, Phase I	0	6,000	50,310	0		
5R0196	Hope Springs Phase I	0	0	14,750	0		
5R0197	Hope Springs Phase II A	0	0	31,285	0		
	*** Total Operating**	**35,205**	**6,180**	**824,069**	**0**	**0**	**0**
	**** Total Personnel & Operating**	**163,648**	**71,179**	**957,148**	**129,976**	**0**	**0**
	Capital						
	**** Total Capital**	**0**	**0**	**0**	**0**	**0**	**0**
	***** Total Budget Appropriation**	**163,648**	**71,179**	**957,148**	**129,976**	**0**	**0**

COUNTY OF LEXINGTON
RED BANK CROSSING RENTAL PROPERTIES
Combined Annual Budget
Fiscal Year 2015-16

Fund: 5601
Division: Non-Departmental

Summary Page	2013-14 Actual	2014-15 Actual (Dec)	2014-15 Amended (Dec)	2015-16 Requested	BUDGET 2015-16 Recommend	BUDGET 2015-16 Approved
Activity From Operations:						
Revenues:						
450000 Rental Income	54,715	22,951	105,115	98,485		
461000 Investment Interest	480	213	250	200		
Total Revenue	**55,195**	**23,164**	**105,365**	**98,685**	**0**	**0**
Expenses:						
Total Personnel & Operating	74,711	10,545	105,365	84 98,485		
Depreciation	13,652	0	14,000	14,000		
Capital Outlay	0	0	0	0		
**Total Expense	**88,363**	**10,545**	**119,365**	98 ~~112,485~~	**0**	**0**
Noncash Expenses:						
Depreciation: Add Back In	13,652	0	14,000	14,000	0	0
Net Cash	**(19,516)**	**12,619**	**0**	14,200	**0**	**0**
Income Calculation:						
Capital Outlay: Add Back In	0	0	0	0	0	0
Net Income (Loss)	**(33,168)**	**12,619**	**(14,000)**	200 **(13,800)**	**0**	**0**
FUND BALANCE Beginning - Cash/Fund Balance			243,470	243,470	243,470	243,470
FUND BALANCE End of Year - Projected - Cash/Fund Balance			243,470	257,670 ~~243,670~~	243,470	243,470

COUNTY OF LEXINGTON
RED BANK CROSSING RENTAL PROPERTIES
Annual Budget
Fiscal Year 2015-16

Fund: 5601
Division: Non-Departmental
Organization: 999900 - Non-Departmental

Object Code	Expenditure Classification	2013-14 Expend	2014-15 Expend (Dec)	2014-15 Amended (Dec)	BUDGET 2015-16 Requested	BUDGET 2015-16 Recommend	BUDGET 2015-16 Approved
	Personnel						
510100	Salaries & Wages	148	0	0			
511112	FICA Cost	10	0	0			
511113	State Retirement	15	0	0			
511120	Insurance Fund Contribution	0	0	0			
511130	Workers Compensation	14	0	0			
	*** Total Personnel**	**187**	**0**	**0**	**0**	**0**	**0**
	Operating Expenses						
520103	Landscape/Ground Maintenance	8,542	2,251	12,540	11800		
520231	Garbage Pickup Service	2,145	715	4,290	4290		
520232	Parking Lot Sweeping	1,000	229	2,080	2080		
520500	Legal Services	0	0	2,500	2500		
522000	Building Repairs & Maintenance	574	5,209	6,139	5000		
524000	Building Insurance	961	1,059	1,058	1112		
525391	Util/Red Bank Crossing	2,368	1,082	1,659	1800		
529903	Contingency	0	0	51,593	32,218		
530100	Depreciation	13,652	0	14,000	14,000		
538200	Bad Debt	36,300	0	0	0		
538500	Property Taxes	22,821	0	23,506	23685		
	*** Total Operating**	**88,363**	**10,545**	**119,365**	**98,485**	**0**	**0**
	**** Total Personnel & Operating**	**88,550**	**10,545**	**119,365**	**98,485**	**0**	**0**
	Capital						
	**** Total Capital**	**0**	**0**	**0**	**0**	**0**	**0**
	***** Total Expenses**	**88,550**	**10,545**	**119,365**	**98,485**	**0**	**0**

SECTION V - PROGRAM OVERVIEW

Summary of Programs:

Program I – Red Bank Crossing / Rental Property

Objectives:

- Collect rent from seven (7) tenants
- House state agencies (DSS & H&HS), no rent received
- Keep building/property area clean and properly maintained
- Provide prompt and friendly customer service to all the tenants

Program I: Red Bank Crossing /Rental Property

Property, formerly a Winn-Dixie store and eight additional store front spaces, were purchased in December 2007 for the purpose of having additional office space and to maintain the lease agreements with current tenants. The former Winn Dixie and CVS tenant spaces were renovated to provide space for the two (2) state agencies. Operations in this renovated space began in June 2010 and were completed in July 2011.

SECTION VI. - LINE ITEM NARRATIVES

SECTION VI. A. - LISTING OF REVENUES

450000 – RENTAL INCOME **$98,485**

This is the rent paid by tenants in the seven spaces available at Red Bank Crossing.

Sorinex Exercise Equipment	12 months @ $1,560.00 = $18,720.00
Xtreme Fitness/Twisted Sister	12 months @ $1,600.00 = $19,200.00
Defender Shooting/Tego Tactical	12 months @ $1,025.00 = $12,300.00
Cut-N-Up Hair Salon	12 months @ $ 825.00 = $ 9,900.00
Palmetto Café	12 months @ $1,025.00 = $12,300.00
State Farm Insurance	12 months @ $1,000.00 = $10,000.00
MBAJ Architecture	12 months @ $1,338.75 = $16,065.00

Total rental income $ 98,485.00

SECTION VI. C. - OPERATING LINE ITEM NARRATIVES

520103 – LANDSCAPING/GROUND MAINTENANCE **$11,800**

Landscaping, cutting grass, trim bushes, edging curbs, sign posts, pick up trash on grounds
12mos @ $600.00 mo. = $7,200.00

Hardwood mulch applied once per year - $4,600.00

$7,200.00 + $4,600.00 = $11,800.00

520231 - GARBAGE PICKUP SERVICE **$4,290**

Garbage pickup – two (2) each eight cubic yard containers and service twice per week (Tuesdays & Fridays)
12 mos. x $357.48/month = $4,289.76

520232 – PARKING LOT SWEEPING **$2,080**

Parking lot sweeping: once a week ($40.00.each)
52 x $40.00 = $2,080 annual cost

520500 – LEGAL SERVICES **$2,500**

Legal fees from county attorney costs

522000 – BUILDING REPAIRS & MAINTENANCE **$5,000**

Small repairs and maintenance building

524000 - BUILDING INSURANCE **$1,112**

12 months coverage

525300 - UTILITIES **$1,800**

Covers electrical from SCE&G
Old Winn Dixie Building and CVS (Utilities paid by state agencies)
Parking lot lighting for 12 mos. @ $150/month = $1,800.00
Total SCE&G = **$1,800.00**

529000 - UNCLASSIFIED **$0**

Funds are used for unexpected expenses not budgeted.

538500 – PROPERTY TAXES **$23,685**

Funds are used for property taxes assessed on the rental space.
All units are being rented and assessed property taxes this year.
FY 14-15 expense $23,306.64 x 1.62% = $23,684.21

SOLID WASTE MANAGEMENT
Combined Annual Budget
Fiscal Year 2015-16

Fund: 5700
Division: Public Works-Solid Waste

Summary Page	2013-14 Actual	2014-15 Actual (Dec)	2014-15 Amended (Dec)	2015-2016 Requested	*BUDGET* 2015-2016 Recommend	2015-2016 Approved
Activity From Operations:						
Revenues:						
Property Taxes	9,297,360	1,525,253	9,445,604	9,490,217	0	0
Landfill Revenue Fees	2,093,859	907,582	2,185,708	2,232,915	0	0
Other Revenues	77,051	16,983	50,800	365,500	0	0
Total Revenues	**11,468,270**	**2,449,818**	**11,682,112**	**12,088,632**	**0**	**0**
Expenses:						
Total Personnel & Operating	8,158,275	3,604,079	8,940,468	9,874,038	0	0
Depreciation	870,474	0	756,100	876,700	0	0
Capital Outlay	(2,426)	496,140	2,760,256	767,047	0	0
Operating Transfers	92,638	87,677	87,677	92,548	0	0
Total Expenses	**9,118,961**	**4,187,896**	**12,544,501**	**11,610,333**	**0**	**0**
Sub-Total	**2,349,309**	**(1,738,079)**	**(862,389)**	**478,299**	**0**	**0**
Noncash Expenses:						
Depreciation: Add Back In	870,474	0	756,100	876,700	0	0
Total Expenses (Cash Basis)	**8,248,487**	**4,187,896**	**11,788,401**	**10,733,633**	**0**	**0**
Net Cash	**3,219,783**	**(1,738,079)**	**(106,289)**	**1,354,999**	**0**	**0**
Income Calculation:						
Capital Outlay: Existing	(2,426)	496,140	2,760,256	**767,047**	**0**	**0**
Total Expenses (Income Basis)	**9,121,387**	**3,691,756**	**9,784,245**	**10,843,286**	**0**	**0**
Net Income (Loss)	**2,346,883**	**(1,241,938)**	**1,897,867**	**1,245,346**	**0**	**0**
Contingency			3,397,685			
FUND BALANCE Beginning - Fund Balance - Cash/Fund Balance			10,472,311	13,763,707	13,763,707	13,763,707
FUND BALANCE End of Year - Projected - Cash/Fund Balance			13,763,707	15,118,706	13,763,707	13,763,707

COUNTY OF LEXINGTON
SOLID WASTE MANAGEMENT
Annual Budget
FY 2015-16 Estimated Revenues & Other Funding Sources

Fund: 5700 Division: Public Works Revenue Account Title		Actual Receipts 2009-10	Actual Receipts 2010-11	Actual Receipts 2011-12	Actual Receipts 2012-13	Actual Receipts 2013-14	6 Months Received Thru Dec 2014-15	Amended Budget Thru Dec 2014-15	Projected Revenue Thru Jun 2014-15	Requested 2015-16	Recommend 2015-16	Approved 2015-16
* Undesignated Revenues 5700 :												
Property Taxes:		8.040 Mills	7.762 Mills	7.889 Mills	7.939 Mills	8.217 Mills		8.217 Mills	8.217 Mills		8.217 Mills	8.217 Mills
410000	Current Property Taxes	5,753,262	6,027,269	6,436,057	6,556,356	6,894,995	831,630	7,213,217	7,213,217	7,213,217		
410500	Homestead Exemption Reimburse.	265,266	270,045	282,612	297,304	319,687	0	200,000	280,000	290,000		
410520	Manufacturer's Exempt. Reimburse.	28,623	29,091	30,533	30,924	32,682	0	29,000	30,000	32,000		
410530	State Sales & Use Tax Credit	168,909	175,645	154,906	168,974	170,249	36,336	223,089	160,000	160,000		
410540	Lease Purchase Tax Credit	0	0	3,536	200	1	1	0	0	0		
411000	Current Vehicle Taxes	833,370	807,352	846,317	986,045	1,045,106	465,528	1,024,135	1,024,135	1,035,000		
412000	Current Tax Penalties	12,924	13,125	13,871	12,813	12,922	(7)	13,000	13,000	13,000		
413000	Delinquent Taxes	327,499	338,089	319,673	542,937	333,930	156,812	300,000	300,000	300,000		
414000	Delinquent Tax Penalties	47,899	51,081	47,812	47,127	46,162	23,497	47,000	47,000	47,000		
417100	Fee in Lieu of Taxes	198,581	301,828	329,560	329,548	403,751	1,273	368,327	368,327	368,000		
417120	FILOT - Prior Year	0	0	0	0	0	0	0	0	0		
417130	FILOT - Manufacturer's Tax Exemp	21,257	13,821	21,751	25,801	20,747	0	15,836	20,000	20,000		
417150	FILOT - Fee for Services	3,900	4,329	4,120	4,025	4,166	0	0	0			
418000	Motor Carrier Payments	15,039	12,551	11,206	11,994	12,962	10,183	12,000	12,000	12,000		
419900	Tax Refunds	0	0	0	0	0	0	0	0	0		
Total Property Taxes		7,676,529	8,044,226	8,501,954	9,014,048	9,297,360	1,525,253	9,445,604	9,467,679	9,490,217	0	0
Landfill Revenue Sources:												
430850	Credit Report Fees	350	250	150	175	200	100	200	200	200		
434000	Landfill Fees	1,223,583	1,239,031	1,417,194	1,404,680	1,625,151	734,112	1,600,000	1,712,532	1,808,061		
434100	Landfill Permit Fees	2,075	2,035	1,730	2,135	2,420	915	2,600	2,366	2,500		
434200	Garbage Franchise Fees	105,993	110,259	111,068	112,549	117,044	59,447	118,000	119,400	121,800		
434400	Paper Recycling Fees	12,027	5,547	6,110	8,878	5,951	1,808	6,600	4,890	5,000		
434401	Battery Recycling Fees	9,146	5,619	3,562	3,007	13,299	6,682	10,600	15,300	15,500		
434402	Aluminum Recycling Fees	33,092	36,370	33,655	41,738	32,191	16,755	36,000	36,000	38,000		
434403	Plastic Recycling Fees	6,124	8,656	10,336	17,666	11,708	4,055	14,200	9,400	9,500		
434405	White Goods Recycling Fees	195,621	262,523	269,814	114,827	125,810	25,105	117,000	27,400	30,000		
434406	Waste Tire Fees	36,150	42,260	45,267	28,149	31,570	11,994	30,100	28,826	30,000		
434407	Textile Recycling Fees	909	831	1,142	2,165	1,335	719	1,800	1,990	2,000		
434408	Cardboard Recycling Fees	39,264	50,078	47,792	35,256	27,370	7,086	30,000	16,800	17,000		
434409	Glass Recycling Fees	5,236	4,570	4,840	4,477	4,978	2,122	5,000	4,300	4,500		
434411	Oil Filter Recycling Fees	950	1,325	1,025	150	1,901	100	150	2,140	2,200		
434412	Aluminum Bottle Recycling Fees	0	0	0	0	0	0	0	0	0		
434413	Scrap Aluminum Recycling Fees	715	3,420	0	0	0	0	0	0	0		
434414	Refrigerant Recycling Fees	7,875	5,655	3,935	4,215	4,890	1,620	5,100	3,860	4,000		
434416	Motor Oil Recycling Fees	58,376	79,762	105,220	85,822	80,936	33,163	86,000	44,688	20,000		
434417	Safety Vest Recycling Fees	224	192	587	135	38	10	58	30	30		
434418	Carpet & Foam Pad Recycling Fees	0	0	0	0	0	0	0	0	0		
434419	Electronics Recycling Fees	201	309	4,277	1,535	1,672	632	1,200	1,540	1,550		
	Mattress Recycling Fees	0	0	0	0	0	0	0	0	29,274		
437750	Landfill Regulation Fees	450	150	0	0	0	0	0	0	0		
438800	Mulch Sales	81	1,056	1,603	944	1,804	618	1,100	1,800	1,800		
438801	Compost Sales	0	0	0	0	3,056	539	120,000	46,000	90,000		
438900	Auction Sales	0	(21)	0	0	0	0	0	0	0		
438905	Cell Phone Sales	0	0	0	0	535	0	0	0	0		
Total Revenue Sources		1,738,442	1,859,877	2,069,307	1,868,503	2,093,859	907,582	2,185,708	2,079,462	2,232,915	0	0
Other Revenues:												
450100	Ground Lease Agreement	9,000	29,600	30,200	30,200	4,800	4,000	10,800	10,800	12,000		
461000	Investment Interest	50,256	44,092	30,179	13,479	56,634	12,983	40,000	28,500	28,500		
461001	Tax Appeals Interest	0	0	0	0	0	0	0	0	0		
463200	Insurance Claims Reimbursement	0	0	0	0	0	0	0	0	0		
467000	Cash Over/Short	0	(88)	4	10	0	0	0	0	0		
469900	Miscellaneous Revenues	0	0	0	0	145	0	0	0	0		
469901	Sales Tax Discount	0	0	4	0	0	0	0	0	0		
469908	Radio Rebanding Reimbursement	0	0	1,530	0	0	0	0	0	0		
490100	Sale of General Fixed Assets	(75,749)	115,416	160,079	(1,627)	15,472	0	0	37,000	325,000		
490200	Trade-In Allowance on Fixes Assets	0	0	0	0	0	0	0	0	0		
821000	R.E.T. From General Fund	0	0	0	0	0	0	0	0	0		
Total Other Revenue		(16,493)	189,020	221,996	42,062	77,051	16,983	50,800	76,300	365,500	0	0
**** Total Undesignated Landfill Revenues**		9,398,478	10,093,123	10,793,257	10,924,613	11,468,270	2,449,818	11,682,112	11,623,441	12,088,632	0	0

SECTION II

COUNTY OF LEXINGTON
Proposed Revenues
Fines, Fees, and Other
Budget FY - 2014-2015

Fund #: 5700 Fund Name: Solid Waste Management

Organ. #: 121204 Organ. Name: SW/Landfill Op

Revenue Code	Fee Title	Actual Fees FY 2012-13	Actual Fees FY 2013-14	12/31/2014 Year-to-Date FY 2014-15	Anticipated Fiscal Year Total FY 2014-15	Budget Units of Service	Budget Current Fee	Budget Current Total Estimated Fees FY 2015-16	Proposed Fee Change	Total Proposed Estimated Fees FY 2015-16
434000	Landfill Fees	$1,404,680	$ 1,625,151	$ 734,112	$ 1,700,000	34,806 tons	MSW 39.45/ton	$ 1,373,077	MSW 41.00/ton	$ 1,427,046
434000	Landfill Fees	$1,404,680	$ 1,625,151	$ 734,112	$1,700,000	8,147 tons	$22/ton	$179,240	Mixed C&D (1) $25/ton	$203,675
New Fee	Mattress Recycling	$ -	$ -	$ -	$0	119 tons	$22/ton	$2,618	$246/ton*'	$29,274
New Fee	Fee - Commercial Compost Sales - Bulk Loads (8 ton loads or greater)	$ -	$ -	$ -	$ -	5,000 tons	N/A	N/A	$15/ton	$75,000

(1) C&D, Brown Goods and Mixed Yard Waste to LF
*or $6.70 per Mattress

SECTION II
Proposed revenues
Budget Summary – FY 2015-2016

- 434000 Landfill Fee – Increase the Municipal Solid Waste (MSW) fee from $39.45 per ton to $41.00 per ton based on an increase in the three components that make up this fee – 1.) MSW Landfill charge, Transfer Station Transportation fee and Transfer Station operation fee per ton.

	FY14-15 Current	FY15-16 Estimate
MSW Landfill Fee	$24.50/ton	$27.75/ton
Transportation Fee	8.99/ton	9.23/ton
TS Operational Fee	3.41/ton	3.55/ton
Total	$36.90/ton (Charging $39.45 Per ton)	$40.53/ton or $41.00

- 434000 Landfill Fee – Increase to the mixed C&D landfill fee from $22.00 per ton to $25.00 per ton based on increase cost of operation. Asphalt/concrete, shingles and clean wood/yard waste will remain $22.00 per ton.

- New Mattress Recycling Fee – Commercial Customers
  $33,122 FY 13-14 actual recycling cost divided by 134.43 tons mattresses recycled = $246.39 or $246/ton.
  $33,122 FY 13-14 actual recycling cost divided by 4,958 mattresses recycled = $6.68 or $6.70 per mattress.

- New Rate - Compost Sales – Bulk Load Rate (over an 8 ton load) - $15/ton
  Rate needed to stimulate sales to bulk commercial users.

COUNTY OF LEXINGTON
Combined Annual Budget - Enterprise Fund
Fiscal Year 2015-16

Fund 5700
Division: Public Works-Solid Waste
Organization: Solid Waste - All Departments

Object Code	Expenditure Classification	2014-15 Amended (Dec)	2015-16 Requested (Total)	*BUDGET* Admin.	Acctg. & Collections	Collection Stations	Landfill Operations	321 Landfill	Transfer Station	Recycling	Non-Departmental
	Personnel										
510100	Salaries & Wages	730,999	733,582	187,788	80,427	65,817	274,327	0	102,326	22,897	0
510200	Overtime	39,000	43,000	0	2,000	5,000	20,000	0	16,000	0	0
510300	Part Time	355,944	379,296	0	43,808	176,714	0	0	0	158,774	0
511112	FICA Cost	86,135	91,078	14,366	9,657	18,936	22,516	0	9,052	13,898	2,653
511113	State Retirement	122,728	131,676	20,769	13,961	27,377	32,553	0	13,087	20,093	3,836
511120	Insurance Fund Contribution	140,400	140,400	23,400	23,400	11,700	58,500	0	19,500	3,900	0
511130	Workers Compensation	77,122	81,699	3,928	372	23,204	24,316	0	9,283	17,142	3,454
519901	Salaries & Wages Adjustment Account	0	34,676	0	0	0	0	0	0	0	34,676
	*** Total Personnel**	**1,552,328**	**1,635,407**	**250,251**	**173,625**	**328,748**	**432,212**	**0**	**169,248**	**236,704**	**44,619**
	Operating Expenses										
520100	Contracted Maintenance	180,044	254,215	0	0	577	162,258	0	34,320	57,060	0
520103	Landscaping/Ground Maintenance	0	3,000	0	0	3,000	0	0	0	0	0
520200	Contracted Services	4,763,508	5,213,176	15,000	0	885,111	163,620	54,050	4,095,395	0	0
520219	Water & Other Beverage Service	4,155	4,155	0	0	3,161	0	0	994	0	0
520233	Towing Service	1,585	1,620	70	0	250	300	0	0	1,000	0
520239	E-Waste Recycling	86,175	64,800	0	0	0	0	0	0	64,800	0
520300	Professional Services	293,090	645,090	0	800	0	472,725	166,190	5,375	0	0
520302	Drug Testing Services	1,530	1,530	0	0	150	791	0	339	250	0
520303	Accounting/Auditing Services	2,750	2,500	0	2,500	0	0	0	0	0	0
520305	Infectious Disease Services	2,768	2,768	346	346	0	692	0	692	692	0
520400	Advertising & Publicity	4,424	4,424	2,424	0	2,000	0	0	0	0	0
520500	Legal Services	91,337	2,500	2,500	0	0	0	0	0	0	0
520601	Landfill Monitoring - Batesburg	52,000	53,500	0	0	0	53,500	0	0	0	0
520602	Landfill Monitoring - Edmund	54,500	47,000	0	0	0	47,000	0	0	0	0
520603	Landfill Monitoring - Chapin	36,000	37,000	0	0	0	37,000	0	0	0	0
520620	EPA Cost	50,000	50,000	0	0	0	0	50,000	0	0	0
520702	Technical Currency & Support	3,526	1,600	0	1,600	0	0	0	0	0	0
521000	Office Supplies	3,800	4,300	600	2,500	600	0	0	500	100	0
521100	Duplicating	580	740	128	200	100	100	12	100	100	0
521200	Operating Supplies	124,727	177,829	2,850	2,500	16,000	148,862	0	4,849	2,768	0
521220	Closure Operating Supplies	107,239	100,452	0	0	0	100,452	0	0	0	0
521214	Safety Supplies	2,000	3,000	500	2,500	0	0	0	0	0	0
521402	Occupational Health Supplies	500	500	0	200	100	0	0	0	200	0
521601	Sign Materials	1,000	1,200	1,200	0	0	0	0	0	0	0
522000	Building Repairs & Maintenance	98,500	95,750	0	0	35,000	9,950	0	50,800	0	0
522050	Generator Repairs & Maintenance	1,200	1,659	0	0	0	1,659	0	0	0	0
522100	Heavy Equipment Repairs & Maintenance	277,860	262,090	0	0	45,000	116,335	0	96,755	4,000	0
522200	Small Equipment Repairs & Maintenance	32,780	42,780	0	500	500	0	0	6,780	35,000	0
522201	Fuel Site Repairs & Maintenance	1,325	1,325	0	0	0	1,325	0	0	0	0
522300	Vehicle Repairs & Maintenance	22,165	25,400	2,000	0	4,000	8,400	0	0	11,000	0

COUNTY OF LEXINGTON
Combined Annual Budget - Enterprise Fund
Fiscal Year 2015-16

Fund 5700
Division: Public Works-Solid Waste
Organization: Solid Waste - All Departments

Object Code	Expenditure Classification	2014-15 Amended (Dec)	2015-16 Requested (Total)	*BUDGET* Admin.	Acctg. & Collections	Collection Stations	Landfill Operations	321 Landfill	Transfer Station	Recycling	Non-Departmental
	Con't:										
523200	Equipment Rental	68,834	92,888	0	0	0	90,814	0	2,074	0	0
524000	Building Insurance	4,071	4,069	301	0	2,681	0	0	1,087	0	0
524100	Vehicle Insurance	6,551	6,006	546	0	1,092	2,730	0	0	1,638	0
524101	Comprehensive Insurance	34,261	33,879	0	0	220	31,243	0	1,562	854	0
524201	General Tort Liability Insurance	3,617	3,617	626	71	618	1,292	0	784	226	0
524202	Surety Bonds	333	0	0	0	0	0	0	0	0	0
524900	Data Processing Equipment Insurance	96	96	0	96	0	0	0	0	0	0
525000	Telephone	9,236	9,566	4,200	0	5,366	0	0	0	0	0
525004	WAN Service Charges	6,360	6,360	6,360	0	0	0	0	0	0	0
525006	GPS Monitoring Charges	4,551	5,005	228	0	455	3,184	0	228	910	0
525020	Pagers and Cell Phones	425	440	0	0	228	106	0	106	0	0
525021	Smart Phone Charges	2,750	2,760	2,100	0	660	0	0	0	0	0
525030	800 MHz Radio Service Charges	11,172	11,101	1,176	1,176	1,176	4,045	0	1,764	1,764	0
525031	800 MHz Radio Maintenance	1,875	2,115	223	223	223	778	0	334	334	0
525041	E-mail Service Charges	649	649	243	243	81	41	0	41	0	0
525042	Sharepoint Service Charges	0	0	0	0	0	0	0	0	0	0
525100	Postage	9,490	9,340	8,740	600	0	0	0	0	0	0
525210	Conference, Meeting & Training Expenses	3,955	6,774	3,898	0	0	1,042	0	1,834	0	0
525230	Subscriptions, Dues, & Books	1,820	3,478	2,341	0	0	910	0	227	0	0
525240	Personal Mileage Reimbursement	1,200	2,386	2,136	150	100	0	0	0	0	0
525250	Motor Pool Reimbursement	50	50	50	0	0	0	0	0	0	0
525315	Utilities - Landfill (Cayce 321)	29,823	30,000	0	0	0	0	30,000	0	0	0
525317	Utilities - Landfill (Edmund)	29,460	36,100	15,600	0	0	12,000	0	8,500	0	0
525318	Utilities - Convenience Stations	78,768	80,000	0	0	80,000	0	0	0	0	0
525400	Gas, Fuel, & Oil	243,219	221,495	960	0	12,012	164,394	0	16,586	27,543	0
525405	Small Equipment Fuel	3,510	3,510	0	0	1,318	2,192	0	0	0	0
525600	Uniforms & Clothing	13,708	18,934	450	500	4,008	6,813	0	3,017	4,146	0
526500	Licenses & Permits	6,075	6,150	0	0	250	3,200	2,000	700	0	0
527040	Outside Personnel (Temporary)	475,148	502,845	0	0	502,845	0	0	0	0	0
529903	Contingency	3,397,685	0	0	0	0	0	0	0	0	0
530100	Depreciation	756,100	876,700	9,800	1,900	154,000	580,000	6,000	65,000	60,000	0
534027	Keep America Beautiful Program	21,065	21,065	21,065	0	0	0	0	0	0	0
538000	Claims & Judgments (Litigation)	550	550	0	0	250	100	0	100	100	0
538600	SCDHEC - Administrative Order	10,000	10,000	0	0	0	10,000	0	0	0	0
538500	Property Taxes	1,450	1,500	0	0	0	0	1,500	0	0	0
	*** Total Operating**	**11,538,925**	**9,115,331**	**108,661**	**18,605**	**1,763,132**	**2,239,853**	**309,752**	**4,400,843**	**274,485**	**0**
	**** Total Personnel & Operating**	**13,091,253**	**10,750,738**	**358,912**	**192,230**	**2,091,880**	**2,672,065**	**309,752**	**4,570,091**	**511,189**	**44,619**
	Capital Items	2,760,256	767,047	3,248	825	209,263	141,906	53,500	315,500	42,805	0
	**** Total Capital**	**2,760,256**	**767,047**	**3,248**	**825**	**209,263**	**141,906**	**53,500**	**315,500**	**42,805**	**0**
815701	Op Trn to Solid Waste Post Closure	87,677	92,548	0	0	0	92,548	0	0	0	0
	*****Total Budget Appropriation**	**15,939,186**	**11,610,333**	**362,160**	**193,055**	**2,301,143**	**2,906,519**	**363,252**	**4,885,591**	**553,994**	**44,619**

COUNTY OF LEXINGTON
SOLID WASTE MANAGEMENT
Annual Budget
Fiscal Year 2015-16

Fund: 5700
Division: Public Works-Solid Waste
Organization: 121201 - Solid Waste / Administration

Object Code	Expenditure Classification	2013-14 Expenses	2014-2015 Expenses (Dec)	2014-2015 Amended (Dec)	2015-2016 Requested	*BUDGET* 2015-2016 Recommend	2015-2016 Approved
	Personnel						
510100	Salaries & Wages - 3	189,785	89,560	187,788	187,788		
510300	Part Time	0	0	0	0		
511112	FICA Cost	13,495	6,339	14,366	14,366		
511113	State Retirement	19,963	9,762	20,469	20,769		
511120	Insurance Fund Contribution - 3	23,400	11,700	23,400	23,400		
511130	Workers Compensation	3,941	1,875	3,928	3,928		
	*** Total Personnel**	**250,584**	**119,236**	**249,951**	**250,251**	**0**	**0**
	Operating Expenses						
520200	Contracted Services	5,302	3,672	15,000	15,000		
520233	Towing Services	0	0	65	70		
520300	Professional Services	0	0	0	0		
520305	Infectious Disease Services	0	0	346	346		
520400	Advertising & Publicity	1,071	9	2,424	2,424		
520500	Legal Services	85,628	68,527	91,337	2,500		
520702	Technical Currency & Support	0	0	0	0		
521000	Office Supplies	456	94	600	600		
521100	Duplicating	128	91	120	128		
521200	Operating Supplies	393	629	1,500	2,850		
521214	Safety Supplies	0	0	500	500		
521601	Sign Materials	0	0	1,000	1,200		
522300	Vehicle Repairs & Maintenance	13	2	1,000	2,000		
524000	Building Insurance	281	286	289	301		
524100	Vehicle Insurance - 1	530	530	546	546		
524201	General Tort Liability Insurance	608	608	626	626		
524202	Surety Bonds	0	0	30	0		
525000	Telephone	3,983	1,989	4,200	4,200		
525004	WAN Service Charges	6,359	3,180	6,360	6,360		
525006	GPS Monitoring Charges - 1	126	114	228	228		
525021	Smart Phone Charges	2,440	855	2,100	2,100		
525030	800 MHz Radio Service Charges - 2	1,007	496	1,176	1,176		
525031	800 MHz Radio Maintenance - 1	209	0	216	223		
525041	E-mail Service Charges - 3	243	121	243	243		
525042	Sharepoint Service Charges	0	0	0	0		
525100	Postage	4	0	8,740	8,740		
525210	Conference, Meeting & Training Expenses	879	178	2,413	3,898		
525230	Subscriptions, Dues, & Books	795	457	800	2,341		
525240	Personal Mileage Reimbursement	1,591	856	1,000	2,136		
525250	Motor Pool Reimbursement	0	0	50	50		
525317	Utilities - L/F Edmund	15,134	7,586	15,370	15,600		
525400	Gas, Fuel, & Oil	1,212	412	1,100	960		
525600	Uniforms & Clothing	0	0	100	450		
530100	Depreciation	9,753	0	9,600	9,800		
534027	Keep America Beautiful Program	18,975	10,533	21,065	21,065		
	*** Total Operating**	**157,120**	**101,225**	**190,144**	**108,661**	**0**	**0**
	**** Total Personnel & Operating**	**407,704**	**220,461**	**440,095**	**358,912**	**0**	**0**

COUNTY OF LEXINGTON
SOLID WASTE MANAGEMENT
Annual Budget
Fiscal Year 2012-13

Fund: 5700
Division: Public Works
Organization: 121201 - Solid Waste / Administration

Object Code	Expenditure Classification	2013-14 Expenses	2014-2015 Expenses (Dec)	2014-2015 Amended (Dec)	2015-2016 Requested	*BUDGET* 2015-2016 Recommend	2015-2016 Approved
	Capital						
540000	Small Tools & Minor Equipment	228	24	500	500		
540010	Minor Software	0	0	600	300		
599999	Capital Clearing	(2,617)	0	7,950	0		
	All Other Equipment	2,617	0	850	2,448		
	**** Total Capital**	**228**	**24**	**9,900**	**3,248**	**0**	**0**
	***** Total Expenses**	**407,932**	**220,485**	**449,995**	**362,160**	**0**	**0**

SECTION IV

COUNTY OF LEXINGTON
Capital Item Summary
Fiscal Year - 2015 - 2016

Fund # 5700 Fund Title: Solid Waste Management
Organization # 121201 Organization Title: Solid Waste / Administration
Program # Program Title: Administration

Qty	Item Description	***BUDGET*** 2015-2016 Requested Amount
	Small Tools and Minor Equipment	$500
	Minor Software	$300
2	I-Pad w/Cover - ADDNL	$1,368
1	F1A PC RPL	$878
1	22" Flat Panel Wide Screen Monitor RPL	$202

**** Total Capital (Transfer Total to Section III)** **3,248**

SECTION V – PROGRAM OVERVIEW

Summary of Program:

Objectives:

To achieve and maintain a high standard of accuracy, completeness, timeliness and environmental efficiency in carrying out the duties of Solid Waste Management to the general public, County Council, County Administration, management and external entities. The responsibilities of this office include the supervision, coordination and administration of accounting/collections, collection & recycling centers (11), franchise garbage collection (unincorporated areas), monitoring of closed landfills (4), operation of a construction & demolition landfill, operation of wood grinding and compost facility, operation of a recycled materials processing facility, operation of a municipal solid waste transfer station, and recycling education, collection & processing.

SECTION VI. – LINE ITEM NARRATIVES

SECTION VI. A. – SUMMARY OF REVENUES

SECTION VI. B. – LISTING OF POSITIONS

Current Staffing Level:

Job Title	Full Time Equivalent Positions	Enterprise Fund	Other Fund	Total	Grade
*Director	1	1		1	32
*Deputy Director	1	1		1	23
*Recycling Coordinator	1	1		1	15
Total Positions	3	3		3	

(*) Denotes positions requiring insurance.

Attached organization flowchart:

Department of Solid Waste Management
Organization FY 2015-2016

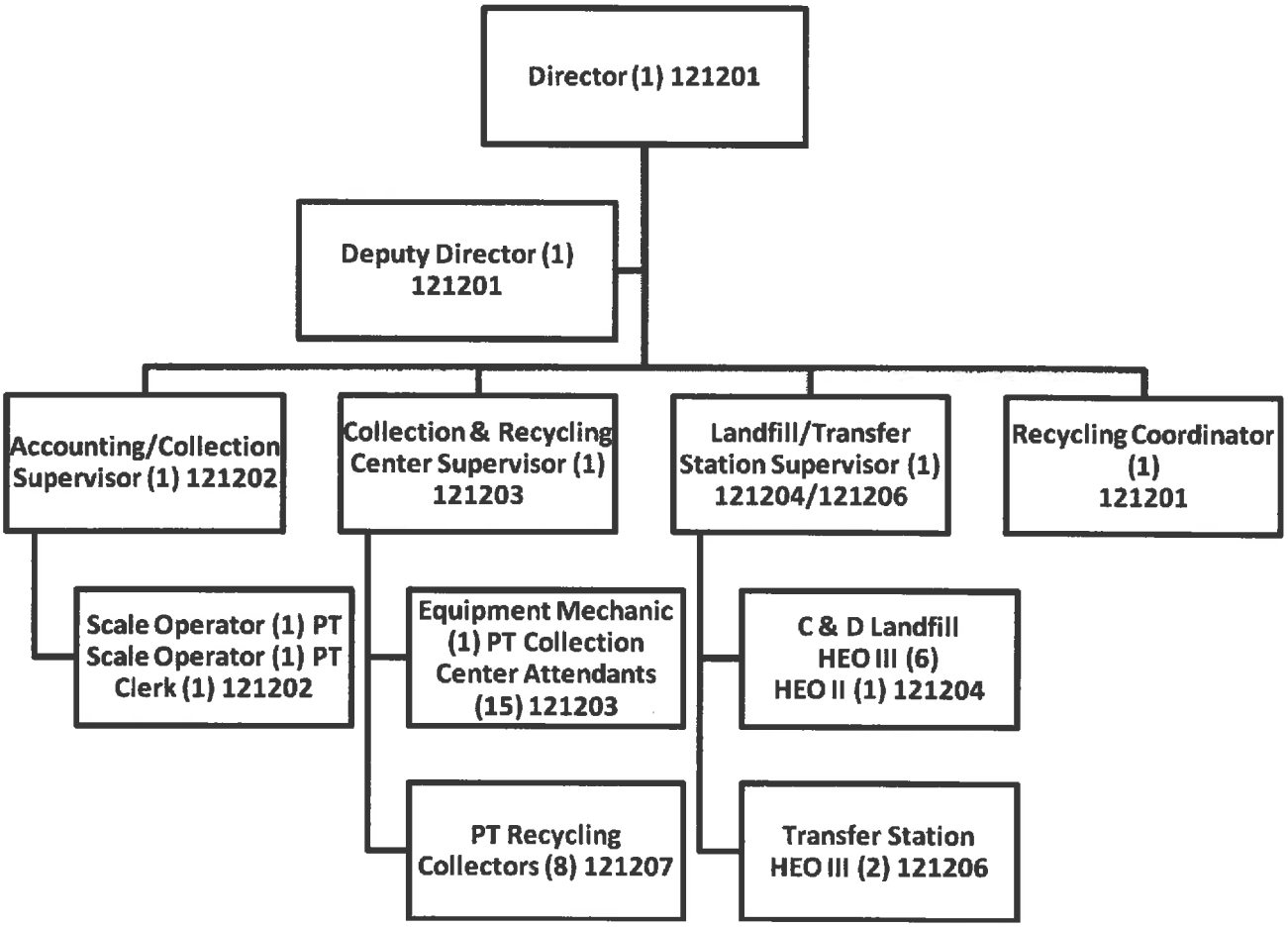

SECTION VI. C. – OPERATING LINE ITEM NARRATIVES

520200 - CONTRACTED SERVICES **$15,000**

To cover the contractor costs for the implementation, setup and operation of Household Hazardous Waste (HHW) Collection Events. Examples of HHW include pesticides, herbicides, cleaners and mercury.
Solid Waste Management and Public Work's Stormwater Management will be partnering on this event, including the cost of the program.

520233 - TOWING SERVICES **$70**

To cover the cost for towing of Admin vehicle, (#34884) if required - $70

520305 – INFECTIOUS DISEASE SERVICES **$346**

To cover the cost for any necessary vaccination for administrative staff.

HepB shot series - $85 per shot x 3 shots in series	=	$255
Hep B Titre - $61 per test x 1	=	61
Tetanas Shot - $ 30 per shot x 1	=	30
Total		$346

520400 - ADVERTISING **$2,424**

Program 1: Admin
To cover the cost of a newspaper publication for the Full Cost Disclosure of Solid Waste Management as required by state legislation and advertisement of Public Hearings for Solid Waste/Processing Facility Applications. This account will also cover the cost of newspaper ads for soliciting applicants for employment - $500.

Program 2: Recycling Education
To cover the cost of newspaper and online ads promoting the County Recycling Program.

Newspaper and Online Ads:

- Free Times $320 per quarter page + $100 online x 1 ad	= $	420.00
- The State/Neighbors $515.34 per quarter page x 2 ads	= $	1,030.68
- Lexington Chronicle $236.25 per quarter page x 2 ads	= $	472.50
Total	$	1,923.18

520500 - LEGAL FEES **$2,500**

To cover the cost of the County Attorney to draw up contracts, review agreements or contracts prior to signing, update SWM Plan, review or draw up other legal documents for department.

521000 - OFFICE SUPPLIES **$600**

To cover routine office supplies (paper, pens, pencils, file folders, business cards, etc.).

521100 - DUPLICATING **$128**

Program 1: Admin
To cover the cost of making copies of invoices, budget forms, and internal control work papers. (Based on 1,700 copies @ $.04/ea = $ 68)
Program 2: Recycling Education
To cover the cost of making copies of recycling information, reports and grant requests. (Based on 1,500 copies @ $.04/ea = $ 60)

521200 - OPERATING SUPPLIES **$2,850**

Program 1: Admin
To cover the cost of 800MHz radio battery @ $85 and $115 for misc. items = $200.

Program 2: Recycling Education
To cover the cost of supplies for the recycling program to include certificates, plaques, and education materials.

- Recycled content supplies, education supplies	$1,000
- Recycled content supplies and/or promotional items For County Green Team and volunteers	1,000
- Decals for Green Business Program	350
- Printing of updated Green Business brochure	300
Total	$ 2,650

521214 - SAFETY SUPPLIES **$500**

These funds will be used to cover the costs for safety supplies, safety videos, safety awards and other supplies necessary to maintain and enhance our safety program.

521601 - SIGN MATERIALS **$1,200**

Program 2: Recycling Education
To cover the cost of signs and sign materials for events and recycling challenges. Planned events include Green is Clean Month, E-Waste events, and Household Hazardous Waste Events.

522300 - VEHICLE REPAIRS & MAINTENANCE **$2,000**

To cover the cost of repairs and maintenance for 2010 Ford Explorer, (#34884) for the Director of SWM - Service and maintenance every 3,000 miles and additional repairs, tires, etc. Vehicle will require new set of tires in FY 2015-2016.

524000 - BUILDING INSURANCE **$301**

To cover the cost of allocated building insurance per HR/Risk Management schedule.

524100 - VEHICLE INSURANCE (1) **$546**

To cover the cost of allocated vehicle insurance per HR/Risk Management schedule

524201 - GENERAL TORT LIABILITY INSURANCE **$626**

To cover the cost of general tort liability insurance based on HR/Risk Management schedule.

524202 - SURETY BONDS **$ 0**

To cover the cost of surety bonds $0 x 3 FTE's = $0. This is a non surety bond year.

525000 - TELEPHONE **$4,200**

To cover all of the telephone service (Edmund Facility) for communicating with internal departments as well as Lexington County citizens.

$350 per month X 12 months = $4,200

525004 - WAN SERVICE CHARGES **$6,360**

To cover the cost of Metro"E" data connection for E-mail and Internet access for Solid Waste Dept.
6Mbps @ $530 per month X 12 months =$6,360

525006 – GPS MONITORING CHARGES **$228**

To cover the cost of vehicle GPS monitoring charges for the 2010 Ford Explorer.
$18.95 per month X 12 months =$227.40 or 228

525021 - SMART PHONE CHARGES **$2,100**

Program 1: Admin
To Cover the cost of Smart Phones for the Director and Deputy Director for the period of July1, 2015 through June 30, 2016.

Verizon Wireless	Director @ $65/month x (1) x 12	= $ 780
	Deputy Director @ $55/mo x (1) x 12	= 660
	Total	= $1,440

Program 2: Recycling Education
To cover the cost of Smart Phone for Recycling Coordinator for the period of July 1, 2015 through June 30, 2016.
Verizon Wireless @ $55/month x 12= $660

525030 - 800 MHZ RADIO SERVICE CHARGES **$1,176**

800 MHz radio service for Director and Deputy Director @ $49.00/month x 2 x 12 months =$1,176

525031 - 800 MHZ RADIO MAINTENANCE **$223**

800 MHz annual radio maintenance for Director and Deputy Director $111.09/year (Supported) x (2) = $222.18 or $223.

525041 - E-MAIL SERVICE CHARGES **$243**

Program 1: Admin
E-mail charges $6.75/computer/month x 12 months x 2 computers = $ 162

Program 2: Recycling Education
E-mail charges $6.75/computer/month x 12 months x 1 computer = $ 81

525100 - POSTAGE **$8,740**

Program 2: Recycling Education
To cover the cost associated with the mailing of recycling brochures to County curbside residents. This mailing will be targeted to increase recycling volumes on curbside routes.
23,000 pieces x 0.38/piece (bulk rate mailing) = $8,740

525210 - CONFERENCE & MEETING EXPENSES **$3,898**

Program 1: SC SWANA conference

SWANA Registration & Special Courses	$	400.00
3 nights lodging $110/night x 3=		330.00
Per Diem (3 nights x $15)		45.00
Mileage 250 miles x $0.55 =		137.50
Total	$	912.50 or $913

SWANA Webinars $99/ online class x 15 classes = $1,485
Total $2,398

Program 2: Recycling Education
2 Green Business Seminars x $750 each = $1,500

525230 - SUBSCRIPTIONS, DUES AND BOOKS **$2,341**

Program 1: Admin

Membership to South Carolina Chapter SWANA for Director	$230
Subscription – Lexington Chronicle	48
Subscription - The State Newspaper	180
Total	$458

Program 2: Recycling Education

iContact subscription for email campaign management – annual contract	= $ 348
Membership to Carolina Recycling Association (CRA) for Recycling Coordinator	= 385
Membership to Lexington Chamber of Commerce	350
Adobe Creative Cloud Suite Subscription for the Recycling Coordinator to be able to create professional advertisements, public outreach flyers/posters, updated brochures, educational material and enhanced media content for Green Business Program, recycling events, Action in the Classroom and other recycling initiatives – Annual Subscription License $800	800
Total	$1,883

525240 - PERSONAL MILEAGE REIMBURSEMENT **$2,136**

Program 1: Admin
To cover the cost associated with the use of a personal vehicle by the Director to attend meetings $18/month x 12 months = $ 216

To cover the cost associated with the use of a personal vehicle by the Deputy Director to attend meetings $10/month x 12 months = $ 120

Program 2: Recycling Education
To cover the cost associated with the use of a personal vehicle by the Recycling Coordinator to attend meetings and educational speaking engagements and events in the performance of job duties. $150/month x 12 = $1,800

525250 - MOTOR POOL REIMBURSEMENT **$50**

To cover the cost associated with the use of Motor Pool Vehicles when assigned vehicle is out of service for repair.

525317 - UTILITIES - EDMUND **$15,600**

To cover the cost of electric utilities for Edmund Landfill based on current monthly charges plus inflation $1,300/month x 12 months = $ 15,600

525400 - GAS FUEL & OIL **$960**

To cover the cost of fuel for one vehicle for the Director. The cost is based on fuel usage reports obtained from the Fleet Services Department. Ford Explorer (#34884) - 400 gallons per year @ $2.40/gal = $960

525600 – UNIFORMS & CLOTHING **$450**

To cover the cost of (3) pairs of boots and (6) shirts.

530100 - DEPRECIATION **$9,800**

To cover the cost of allocated depreciation.

534027 - KEEP THE MIDLANDS BEAUTIFUL PROGRAM **$21,065**

To cover the cost of funding the non-profit organization Keep the Midlands Beautiful. This is a contract agreement between Lexington County and Keep the Midlands Beautiful.

SECTION VI. D. – CAPITAL LINE ITEM NARRATIVES

CAPITAL REQUEST

540000 - SMALL TOOLS & MINOR EQUIPMENT **$500**

Program 1: Admin
To cover the cost of items that may need to be replaced under this category - $500

540010 – MINOR SOFTWARE **$300**

Program 1: Admin
To cover the cost of minor software items that may need to be replaced under this category - $300

5AG000 - (2) I-PAD W/COVER - ADDNL **$1,368**

Program 1: Admin
To cover the cost of purchasing one (1) 16GB i-pad (for i-Phone User) with cover for the Deputy Director. Use of this item will provide the Deputy Director with mobile access to e-mails, correspondence, etc. – i-pad 16GB- $514 + apple care $85 + iPad Air – Kensington KeyFolio Pro 2 Removable keyboard & stand $45 + Doc to Go Premium $20 + SharePlus: Sharepoint Mobile client $20 = $684.

Program 2: Recycling Education
To cover the cost of purchasing one (1) 16GB i-pad (for i-Phone User) with cover for the Recycling Coordinator. Use of this item will provide the Recycling Coordinator with mobile access to e-mails, correspondence, etc. – i-pad 16GB- $514 + apple care $85 + iPad Air – Kensington KeyFolio Pro 2 Removable keyboard & stand $45 + Doc to Go Premium $20 + SharePlus: Sharepoint Mobile client $20 = $684.

5AG000 - (1) F1A PC RPL **$878**

Program 2: Recycling Education
To cover the cost of purchasing one (1) F1A PC RPL as recommended by Information Services.

5AG000 - (1) 22" FLAT PANEL WIDE SCREEN MONITOR RPL **$202**

Program 2: Recycling Education
To cover the cost of purchasing one (1) replacement flat panel wide screen monitor. This request is based on the Recycling Coordinators need to utilize a larger screen when creating computer based art work, brochures, etc.

SECTION III

COUNTY OF LEXINGTON
New Program Request
Fiscal Year - 2015-2016

Fund # 5700 Fund Title: Solid Waste Management
Organization # 121201 Organization Title: Solid Waste - Administration
Program # 1 Program Title: PT/Temporary Recycling Intern

Object Code	Expenditure Classification	Total 2015-2016 Requested
	Personnel	
510100	Salaries #___	0
510300	Part Time #_.050_	3,360
511112	FICA Cost	258
511113	State Retirement	372
511114	Police Retirement	0
511120	Insurance Fund Contribution #___	0
511130	Workers Compensation	11
511131	S.C. Unemployment	0
	*** Total Personnel**	**4,001**
	Operating Expenses	
520100	Contracted maintenance	0
		0
520200	Contracted Services	0
		0
520300	Professional Services	0
520302	Drug Testing Service	0
520400	Advertising	0
521000	Office Supplies	50
521100	Duplicating	0
521200	Operating Supplies	0
		0
		0
522100	Equipment Repairs & Maintenance	0
522200	Small Equipment Repairs & Maint.	0
522300	Vehicle Repairs & Maintenance	0
523000	Land Rental	0
		0
524000	Building Insurance	0
524100	Vehicle Insurance #___	0
524101	Comprehensive Insurance #_1__	0
524201	General Tort Liability Insurance	0
524202	Surety Bonds	0
525000	Telephone	0
525030	800Radio Service Charge	0
525031	800 Radio Maintenance	0
525100	Postage	0
525210	Conference & Meeting Expenses	0
525230	Subscriptions, Dues, & Books	0
525240	Personal Mileage Reimbursement	300
525400	Gas, Fuel, & Oil	0
525600	Uniforms & Clothing	0
526500	Licenses & Permits	0
		0
		0
		0
		0
		0
		0
		0
	*** Total Operating**	350
	**** Total Personnel & Operating**	**4,351**
	**** Total Capital (From Section IV)**	0
	***** Total Budget Appropriation**	**4,351**

SECTION V - PROGRAM OVERVIEW

Summary of Programs:

Program 1 –New Recycling Intern (PT/Temporary)

Program 1: New Recycling Intern – (1 PT/Temporary)

Objectives:

Due to increased recycling initiatives and programs, additional support staff is needed to assist in the coordination of business contacts and processing information from recycling events. The intern will work at the Edmund landfill and will assist the Recycling Coordinator. A major role for this intern will be to complete a formal solid waste audit, assisting the Recycling Coordinator in gaining information to help identify current waste practices and how they can be improved for residents and businesses in the County, potentially improving cost efficiency and energy efficiency. The intern's other duties would include: assisting with coordination of recycling events; processing information and data from recycling events and Green Business Seminars; contacting current green business members to update information; and researching and contacting new green business partners and members to assist with enhancing the green business program. This intern will be able to learn about sustainability within Lexington County as well as processes for project coordination.

SECTION VI. – LINE ITEM NARRATIVES

SECTION VI. A. – SUMMARY OF REVENUES

SECTION VI. B. – LISTING OF NEW POSITIONS

Job Title	Full Time Equivalent Positions	General Fund	Other Fund	Total	Grade
Recycling Intern (PT-Temporary)	.50	0	.50	.50	N/A
Total Positions	.50	0	.50	.50	

Requested Personnel Budget:

510100 - SALARIES AND WAGES (0.50FTE) $3,360

(.50 FTE) Recycling Intern (Grade 00- Unclassified Temporary) $10.00 x 28 hrs x 12 weeks = $3,360

511112 - FICA COSTS **$258**

FICA 7.65 % x $3,360 = $258

511113 - STATE RETIREMENT **$372**

Retirement 11.06 % x $3,360 = $372

511130 - WORKERS COMPENSATION (0.50 FTE) **$11**

Workers Compensation Code 8810 $3,360 x 0.0030 = $11

SECTION VI. C. – OPERATING LINE ITEM NARRATIVES

521000 – OFFICE SUPPLIES **$50**

To cover the purchase of office supplies used by the Intern.

525240 – PERSONAL MILEAGE REIMBURSEMENT **$300**

To cover costs associated with the use of a personal vehicle to attend meetings, meet with business/company contacts and attend events in the performance of job duties.
$100 per month x 3 months = $300

COUNTY OF LEXINGTON
SOLID WASTE MANAGEMENT
Annual Budget
Fiscal Year 2015-16

Fund: 5700
Division: Public Works-Solid Waste
Organization: 121202 - Solid Waste / Accounting & Collections

Object Code	Expenditure Classification	2013-14 Expenses	2014-2015 Expenses (Dec)	2014-2015 Amended (Dec)	2015-2016 Requested	*BUDGET* 2015-2016 Recommend	2015-2016 Approved
	Personnel						
510100	Salaries & Wages - 2	74,596	38,654	80,427	80,427		
510200	Overtime	604	360	2,000	2,000		
510300	Part Time - 2 (1.488 - FTE)	46,810	18,990	43,808	43,808		
511112	FICA Cost	9,030	4,260	9,657	9,657		
511113	State Retirement	12,928	6,322	13,760	13,961		
511120	Insurance Fund Contribution - 3	23,400	11,700	23,400	23,400		
511130	Workers Compensation	369	445	372	372		
511213	State Retirement - Retiree	30	0	0	0		
	*** Total Personnel**	**167,767**	**80,731**	**173,424**	**173,625**	**0**	**0**
	Operating Expenses						
520300	Professional Services	485	113	800	800		
520303	Accounting/Auditing Services	2,500	2,500	2,750	2,500		
520305	Infectious Disease Services	0	0	346	346		
520702	Technical Currency & Support	1,000	650	3,526	1,600		
521000	Office Supplies	1,918	1,022	2,000	2,500		
521100	Duplicating	154	65	150	200		
521200	Operating Supplies	1,881	1,176	2,000	2,500		
521214	Safety Supplies	1,458	0	1,500	2,500		
521402	Occupational Health Supplies	103	0	200	200		
522200	Small Equipment Repairs & Maintenance	0	0	500	500		
524201	General Tort Liability Insurance	69	69	71	71		
524202	Surety Bonds	0	0	35	0		
524900	Data Processing Equipment Insurance	96	99	96	96		
525030	800 MHz Radio Service Charges - 2	1,028	517	1,176	1,176		
525031	800 MHz Radio Maintenance - 2	209	0	216	223		
525041	E-mail Service Charges - 3	243	113	243	243		
525100	Postage	455	264	750	600		
525240	Personal Mileage Reimbursement	50	0	100	150		
525600	Uniforms & Clothing	0	0	500	500		
526500	Licenses & Permits	0	0	25	0		
530100	Depreciation	1,897	0	2,500	1,900		
	*** Total Operating**	**13,546**	**6,588**	**19,484**	**18,605**	**0**	**0**
	**** Total Personnel & Operating**	**181,313**	**87,319**	**192,908**	**192,230**	**0**	**0**
	Capital						
540000	Small Tools & Minor Equipment	340	0	500	500		
540010	Minor Software	0	0	0	0		
599999	Capital Clearing	0	0	0	0		
	All Other Equipment	0	6,259	9,863	325		
	**** Total Capital**	**340**	**6,259**	**10,363**	**825**	**0**	**0**
	***** Total Expenses**	**181,653**	**93,578**	**203,271**	**193,055**	**0**	**0**

SECTION IV

Capital Item Summary
Fiscal Year - 2015 - 2016

Fund # 5700 Fund Title: Solid Waste Management
Organization # 121202 Organization Title: Solid Waste / Accounting & Collections
Program # Program Title: Accounting & Collections

Qty	Item Description	***BUDGET*** 2015-2016 Requested Amount
	Small Tools and Minor Equipment	500
1	Office Chair	325
	** **Total Capital (Transfer Total to Section III)**	**825**

SECTION V – PROGRAM OVERVIEW

Summary of Program:

Objectives:

To achieve and maintain a high standard of accuracy, completeness and timeliness in carrying out the duties of accounting and collections. The priority functions of this cost center are to weigh incoming solid waste, record the results and insure payment as required. The weighing/billing operation is computerized and tickets are generated on a daily basis. The accounting and collection staff generates invoices on a monthly basis and mails to customer for payment. As payment on accounts are received, accounts are credited, receipts generated and monies are deposited in appropriate accounts.

Service Levels

	FY 11/12 (Actual)	FY 12/13 (Actual)	FY 13/14 (Actual)	FY 14/15 (Dec.)	FY 14/15 (Est. June)	FY 15/16 (Projected)
Landfill Permits Issued	395	424	542	244	550	575
Landfill Tickets Issued	49732	46421	50946	24642	51000	51500
Commercial Accounts	280	290	261	263	270	280
Invoices Issued	752	708	680	362	700	715

SECTION VI. – LINE ITEM NARRATIVES

SECTION VI. A. – SUMMARY OF REVENUES

SECTION VI. B. – LISTING OF POSITIONS

Current Staffing Level:

Job Title	Full Time Equivalent Positions	Enterprise Fund	Other Fund	Total	Grade
*Acct. & Collection Supervisor	1	1		1	15
*Scale Master	1	1		1	7
*PPT Scale Master	1	.75		.75	7
PT Clerk	1	.7		.7	4
Total Positions	4	3.45		3.45	

(*) Denotes positions requiring insurance.

SECTION VI. C. – OPERATING LINE ITEM NARRATIVES

520300 - PROFESSIONAL SERVICES **$800**

To cover the cost of a credit report service for screening potential new landfill customers. This includes the cost of credit report fees and membership dues of $275.00.

520303 - ACCOUNTING/AUDITING SERVICES **$2,500**

To cover the cost of an annual financial audit performed by an independent firm. - $2,500.

520305 – INFECTIOUS DISEASE SERVICES **$346**

To cover the cost for any necessary vaccination for accounting and collection staff.

Hep B shot series -	$85 per shot x 3 shots in series	= $255
Hep B Titre -	$61 per test x 1	= 61
Tetanus Shot -	$30 per shot x 1	= 30
	Total	$ 346

520702 - TECHNICAL CURRENCY & SUPPORT **$1,600**

To cover the cost of maintenance and support agreements with WasteWorks, our solid waste software program provider.

521000 - OFFICE SUPPLIES **$2,500**

To cover routine office supplies - paper, pens, binders, file folders, internal control forms, color paper for flyers, and printing of envelopes. Also includes HP LaserJet Print Cartridges

3 @ $122.47 ea. plus tax =	$ 393.13
2 @ $196.44 ea. plus tax =	$ 420.38
3 @ $145.17 ea. plus tax =	$ 466.00
Total	$1279.51

521100 - DUPLICATING **$200**

To cover the cost of making copies of landfill tickets, recycling records, various reports for finance, invoices for payable activity and internal control paperwork. (Based on 5,000 copies @ $.04/ea)

521200 - OPERATING SUPPLIES **$2,500**

To cover the cost of landfill permits, decals, scale tickets, invoices, statements and other misc supplies such as batteries.

521214 - SAFETY SUPPLIES **$2,500**

To cover the cost of safety vests for the public that uses the Edmund Landfill. The public may also purchase the vests from which the revenues generated off-set part of the cost of this line item.

521402 - OCCUPATIONAL HEALTH SUPPLIES **$200**

To cover the cost of first aid supplies, eye wash, sanitizers, gloves, etc.

522200 - SMALL EQUIPMENT REPAIRS & MAINT. **$500**

To cover the cost of emergency repair and maintenance for small office machines.

524201 - GENERAL TORT LIABILITY INSURANCE **$71**

To cover the cost of general tort liability insurance based on HR/Risk Management schedule.

524202 - SURETY BONDS **$0**

To cover the cost of surety bonds – $0 per FTE x 3.45FTE's = 0.00 or $0. This is a non-surety bond year.

524900 - DATA PROCESSING EQUIPMENT INSURANCE **$96**

To cover the cost of allocated data processing equipment insurance. Cost provided by County Risk Management.

525030 - 800 MHZ RADIO SERVICE CHARGES (2) **$1,176**

800 MHz radio for office use @ $49.00/month for 12 months = $588
800 MHz radio for scale house @ $49.00/month for 12 months = $588
Total $1,176

525031 - 800 MHZ RADIO MAINTENANCE **$223**

800 MHz office radio maintenance - $ 111.09/ year
800 MHz scale house radio maintenance - $ 111.09/year
Total $ 222.18

525041 - E-MAIL SERVICE CHARGES **$243**

E-mail charges $6.75/computer/month x 12 months x 3 computers = $ 243

525100 - POSTAGE **$600**

To cover the cost to mail monthly billing and assorted correspondence.

525240 - PERSONAL MILEAGE REIMBURSEMENT **$150**

These funds are for reimbursement to cover the cost to the Accounting and Collections staff when it is appropriate to use her/his personal vehicle for the conduct of county business. Examples of this may occur when it is necessary to attend Administrative Staff meetings during the Directors absence, to make deposits at Treasurer's Office, and attend committee meetings.

525600 – UNIFORMS AND CLOTHING **$500**

These funds are for the purchase of high visibility safety green apparel and safety toe shoes for the scale operators. This includes the purchase of shirts, sweatshirts and jackets. These are required to be worn by the staff to ensure their safety.

Safety shoes- $125/pair x 2 pair = $250.00

Shirt, Jacket, Sweatshirt, - $75.00 each x 3 employees =$ 225.00

Shirt - $25.00 for supervisor

526500 - LICENSES & PERMITS **$0**

To cover the costs to renew weigh master licenses. NO LONGER REQUIRED.

530100 - DEPRECIATION **$1,900**

To cover the cost of allocated depreciation.

SECTION VI. D. – CAPITAL LINE ITEM NARRATIVES

CAPITAL REQUEST

540000 - SMALL TOOLS & MINOR EQUIPMENT **$500**

To cover cost of items that may need to be replaced under this category.

5AG000 – OFFICE CHAIR **$325**

These funds will be used to purchase (1) office chair for the Accounting Clerk.

COUNTY OF LEXINGTON
SOLID WASTE MANAGEMENT
Annual Budget
Fiscal Year 2015-16

Fund: 5700
Division: Public Works-Solid Waste
Organization: 121203 - Solid Waste / Collection Stations

Object Code	Expenditure Classification	2013-14 Expenses	2014-2015 Expenses (Dec)	2014-2015 Amended (Dec)	2015-2016 Requested	BUDGET 2015-2016 Recommend	BUDGET 2015-2016 Approved
	Personnel						
510100	Salaries & Wages - 1.5	65,123	25,100	66,619	65,817		
510200	Overtime	1,145	0	5,000	5,000		
510300	Part Time - LS (7.1375 - FTE)	126,619	59,310	153,036	176,714		
511112	FICA Cost	14,629	6,282	17,186	18,936		
511113	State Retirement	18,899	7,608	24,487	27,377		
511120	Insurance Fund Contribution - 1.5	11,700	5,850	11,700	11,700		
511130	Workers Compensation	17,625	8,135	21,382	23,204		
511213	State Retirement - Retiree	1,107	548	0			
	*** Total Personnel**	**256,847**	**112,833**	**299,410**	**328,748**	**0**	**0**
	Operating Expenses						
520100	Contracted Maintenance	284	0	577	577		
520103	Landscaping/Ground Maintenance	0	0	3,000	3,000		
520200	Contracted Services	798,416	326,989	869,928	885,111		
520219	Water & Other Beverage Service	1,940	591	3,161	3,161		
520233	Towing Service	0	0	130	250		
520302	Drug Testing Services	35	0	150	150		
520400	Advertising & Publicity	1,811	0	2,000	2,000		
521000	Office Supplies	570	111	600	600		
521100	Duplicating	58	28	100	100		
521200	Operating Supplies	18,614	6,778	16,000	16,000		
521402	Occupational Health Supplies	0	0	100	100		
522000	Building Repairs & Maintenance	29,426	5,782	35,000	35,000		
522100	Heavy Equipment Repairs & Maintenance	31,261	7,862	45,000	45,000		
522200	Small Equipment Repairs & Maintenance	0	0	500	500		
522300	Vehicle Repairs & Maintenance	1,943	743	2,000	4,000		
524000	Building Insurance	1,628	2,553	2,733	2,681		
524100	Vehicle Insurance - 2	1,060	1,060	1,092	1,092		
524101	Comprehensive Insurance	0	201	220	220		
524201	General Tort Liability Insurance	600	600	618	618		
524202	Surety Bonds	0	0	105	0		
525000	Telephone	4,411	2,151	5,036	5,366		
525006	GPS Monitoring Charges - 2	253	227	455	455		
525020	Pagers and Cell Phones	254	88	213	228		
525021	Smart Phone Charges	706	265	650	660		
525030	800 MHz Radio Service Charges - 2	1,008	498	1,176	1,176		
525031	800 MHz Radio Maintenance - 2	144	0	148	223		
525041	E-mail Service Charges - 1	81	16	81	81		
525240	Personal Mileage Reimbursement	191	0	100	100		
525318	Utilities - Convenience Stations	77,453	34,395	78,768	80,000		
525400	Gas, Fuel, & Oil	9,736	4,125	12,912	12,012		
525405	Small Equipment Fuel	0	73	1,318	1,318		
525600	Uniforms & Clothing	2,353	1,132	2,535	4,008		
526500	Licenses & Permits	125	0	250	250		
527040	Outside Personnel	466,854	237,574	475,148	502,845		
530100	Depreciation	153,074	0	150,000	154,000		
538000	Claims & Judgments (Litigation)	250	0	250	250		
	*** Total Operating**	**1,604,539**	**633,842**	**1,712,054**	**1,763,132**	**0**	**0**
	**** Total Personnel & Operating**	**1,861,386**	**746,675**	**2,011,464**	**2,091,880**	**0**	**0**

COUNTY OF LEXINGTON
SOLID WASTE MANAGEMENT
Annual Budget
Fiscal Year 2015-16

Fund: 5700
Division: Public Works-Solid Waste
Organization: 121203 - Solid Waste / Collection Stations

Object Code	Expenditure Classification	2013-14 Expenses	2014-2015 Expenses (Dec)	2014-2015 Amended (Dec)	2015-2016 Requested	*BUDGET* 2015-2016 Recommend	2015-2016 Approved
	Capital						
540000	Small Tools & Minor Equipment	**535**	0	1,000	1,000		
599999	Capital Clearing	(379,712)	0	0			
	All Other Equipment	379,712	103,536	1,053,413	208,263		
	**** Total Capital**	**535**	**103,536**	**1,054,413**	**209,263**	**0**	**0**
	***** Total Expenses**	**1,861,921**	**850,211**	**3,065,877**	**2,301,143**	**0**	**0**

SECTION IV

COUNTY OF LEXINGTON

Capital Item Summary
Fiscal Year - 2015 - 2016

Fund # 5700 Fund Title: Solid Waste Management
Organization # 121203 Organization Title: Solid Waste / Collection and Recycling Centers
Program # 1 Program Title: Collection and Recycling Centers

Qty	Item Description	***BUDGET*** 2015-2016 Requested Amount
	Small Tools and Minor Equipment	1,000
	Signs	3,000
	Concrete Pads/Asphalt (Replacement)	45,000
	Collection & Recycling Center Striping	4,500
5	Compactors (Replacement)	120,735
	Video Surveillance Cameras	12,285
2	Compactor Electric Units (Replacement)	22,743

** **Total Capital (Transfer Total to Section III)** **209,263**

SECTION V - PROGRAM OVERVIEW

Summary of Programs:

Program 1 –Collection and Recycling Centers

Program 1: Collection and Recycling Centers

Objectives:

This program requires the effort of a full time Collection and Recycling Centers Coordinator, one full time maintenance mechanic, approximately 15 County employed part-time Collection and Recycling Center Attendants and an additional 40 to 60 contracted personnel from Babcock Center. The function of this cost center is to ensure the proper disposal of all materials brought by Lexington County residents to the various Collection and Recycling Centers in a safe and efficient manner. The attendants keep records of all contracted waste container pulls, contracted and SWM recyclable materials pulls and vehicle traffic counts in the centers. The attendants are also responsible for housekeeping activity in the attendants building and on the grounds at the centers. Currently, there are eleven (11) Collection and Recycling Centers throughout the county with the Babcock Center personnel staffing nine (9) of these centers.

The Collection and Recycling Coordinator is housed at the SWM offices at the Lexington County Landfill.

SERVICE LEVELS

Service Level Indicators:
Program 1:

Collection and Recycling Centers

Services Provided	Actual FY 12/13	Actual FY 13/14	Estimated FY 14/15	Projected FY 14/15
MSW Collected (Tons)	30,122.50	29,147.24	29,673.72	30,267.19
Yard Trash Collected (Tons)	23,545.09	23,371.04	23,132.88	23,595.54
Total # of Resident Deliveries	1,846,963	1,846,403	1,711,538	1,745,768

SECTION V. – LINE ITEM NARRATIVES

SECTION VI. A. – SUMMARY OF REVENUES

SECTION VI. B. – LISTING OF POSITIONS

Current Staffing Level:

Job Title	Full Time Equivalent Positions	General Fund	Other Fund	Total	Grade
Coordinator	.5		.5	.5	15
Equipment Mechanic	1		1	1	12
* Collection Center Attendants	9.0		9.0	9.0	N/A
Total Positions	10.5		10.5	10.5	

Only two of these positions, Collection and Recycling Coordinator and Equipment Mechanic have benefits.

* These positions are part-time, without benefits.

15 attendants @ 24 hours per week = 360 hours, divided by 40 hour (FTE Hours) =	9.0 FTE positions
.5 Coordinator @ 40 hours per week = 20 hours, divided by 40 hour =	.5 FTE positions
1 Equipment Mechanic =	1 FTE positions
Total FTE for 121203	10.5 FTE positions

Other half of Coordinator is charged to 5700-121207

SECTION VI. C. – OPERATING LINE ITEM NARRATIVES

520100 - CONTRACTED MAINTENANCE **$577**

These funds are for the annual inspection and replacement of the portable fire extinguishers at the eleven (11) Collection & Recycling Centers.

11 centers x $32 per inspection = $352.00
5 replacements per year x $45 = 225.00
Total $577.00

520103 – LANDSCAPING/GROUND MAINTENANCE **$3,000**

These funds are for the mowing and/or cutting of the 2 detention ponds located at the Edmund CRC and the Southeast CRC. The ponds will be cut two times per year to keep an aesthetic appearance and safe environment at the Collection & Recycling Centers. Cost to cut the Edmund detention pond is estimated at $650 per service and the Southeast detention pond is estimated at $850 per service.

- Edmund CRC $650 x 2 mowing services per year = $1,300.00
- S.E. CRC $850 x 2 mowing services per year = 1,700.00
$3,000.00

520200 - CONTRACTED SERVICES **$885,111**

These funds are for the transportation of solid waste from the 11 Collection and Recycling Centers, Edmund Landfill and community projects that we support during the year. The list below represents the estimated number of pulls and the total cost of those pulls based on the recent service history. These are anticipated costs based on current recognizable trends and conditions. Efforts have been made to forecast the waste stream through these centers for the coming year, however continued growth in the county, changes in participation in the Franchise Residential Collection program, changes in numbers and locations of Collection & Recycling Centers, changes in citizens involvement in Recycling efforts, inefficiency of waste compaction equipment and other unknowns can have a tremendous impact on the number of required pulls from the centers and the respective costs associated with those pulls. Additionally, an increase in the number of compactors can result in increased efficiency, thereby reducing the costs associated with waste transportation. The current contract with our hauler will be renewed on July 1, 2015. Therefore, these costs are based on the fixed contract price of $115.84 per pull and $46.84 per container rental throughout the fiscal year.

Estimated Pulls July 1, 2015 – June 30, 2016

Ball Park	1,100	pulls/yr. @	$115.84	$127,424.00 +	$2,810.40	rent: Period Total =	$130,234.40
Bush River	875	pulls/yr. @	$115.84	$101,360.00 +	$2,810.40	rent: Period Total =	$104,170.40
Chapin	600	pulls/yr. @	$115.84	$69,504.00 +	$2,810.40	rent: Period Total =	$72,314.40
Edmund	775	pulls/yr. @	$115.84	$89,776.00 +	$3,372.48	rent: Period Total =	$93,148.48
Edmund *Landfill	75	pulls/yr. @	$50.81	$3,810.75 +	$562.08	rent: Period Total =	$4,372.83
Hollow Creek	475	pulls/yr. @	$115.84	$55,024.00 +	$1,686.24	rent: Period Total =	$56,710.24
Leesville	325	pulls/yr. @	$115.84	$37,648.00 +	$1,686.24	rent: Period Total =	$39,334.24
Pelion	450	pulls/yr. @	$115.84	$52,128.00 +	$1,686.24	rent: Period Total =	$53,814.24
River Chase	1,000	pulls/yr. @	$115.84	$115,840.00 +	$2,248.32	rent: Period Total =	$118,088.32
Sandhills	1,000	pulls/yr @	$115.84	$115,840.00 +	$3,372.48	rent: Period Total =	$119,212.48
Southeast	375	pulls/yr. @	$115.84	$43,440.00 +	$2,248.32	rent: Period Total =	$45,688.32

Summit	400 pulls/yr. @ $115.84	$46,336.00 +	$1,686.24 rent:	Period Total =	$48,022.24
Sub-Total	**7,375 Pulls/yr. @ $115.84**	**$854,320.00 +**	**$26,417.76 Rent:**	**Period Total=**	**$880,737.76**
Sub-Total*	**75 Pulls/yr. @ $50.81**	**$3,810.75 +**	**$562.08 rent**	**Period Total=**	**$4,372.83**
Total	**7,450 Pulls/yr.**	**$858,130.75 +**	**$26,979.84 rent**	**Period Total=**	**$885,110.59**

520219 – WATER AND OTHER BEVERAGES **$3,161**

These funds provide clean (bottled) drinking water to each of the eleven (11) Collection and Recycling Centers. Due to the nature of the Babcock staff and the contamination of some of the centers drinking water, it is necessary that we provide safe, clean water to consume during their shifts.

- 9 centers x 5 bottles/month = 45 bottles/month
- 2 centers x 4 bottle/month = 8 bottles/month
- 45 bottles/month x 12 months = 540 bottles
- 8 bottles/month x 12 months = 96 bottles + 540 bottles = 636 bottles
- 636 bottles x $4.97 per bottle = $3,160.92

520233 – TOWING **$250**

These funds cover any towing charges on the two (2) County vehicles assigned to this program (F-150 pick-up #31877, F-550 service vehicle #32421)

520302 - DRUG TESTING SERVICES **$150**

These funds are for testing of employees as necessary in response to specific, non-random, situations.

520400 - ADVERTISING **$2,000**

These funds are for the production and distribution of printed flyers, handouts, advertisements, etc. to be used for SWM Collection & Recycling Centers and County recycling education and promotional materials. Handouts would include information regarding the operations of the Collection & Recycling Centers. This cost also includes production and distribution of flyers concerning holiday schedules and/or changes to the operations of Collection & Recycling Centers.

521000 - OFFICE SUPPLIES **$600**

Office Supplies include: Business cards, printer cartridges, file folders, bulletin board, pens, pencils, laminates, etc., as needed.

521100 - DUPLICATING **$100**

These funds are necessary for copying work reports, time sheets, time cards, training sheets, work schedules etc. related to the Collection & Recycling Centers.

Cost	.04
Copies	2,500
Total	$100.00

521200 - OPERATING SUPPLIES **$16,000**

These funds are necessary to provide such items as cleaning supplies, disinfectants, brooms, rakes, shovels, water hoses, work gloves and other necessary operating supplies for the eleven (11) Collection and Recycling Centers, Collection Coordinator and Maintenance Mechanic. First Aid supplies, employee personal protective equipment (safety glasses, safety vests, rubber gloves, etc), temporary signage, locks and keys are also included in this line item. These supplies are necessary to maintain an efficient, clean and safe environment for employees and residents. Operating Supplies are stored at the SWM offices and distributed to the centers as needed. This figure represents approximately $120.00 per center per month in operating supplies and $160.00 yr for Coordinator, Mechanic.

$120.00 x 11 Collection & Recycling Centers = $1,320/mo
$1,320.00 x 12 mo = $15,840.00
$15,840.00 + $160.00 = $16,000.00

521402 - OCCUPATIONAL HEALTH SUPPLIES **$100**

This account will cover the cost of health supplies to protect the employees from hazardous materials. Items included but not limited to: face masks, latex gloves, chemical gloves, etc.

522000 - BUILDING REPAIRS & MAINTENANCE **$35,000**

These funds are for normal maintenance, repairs and upkeep of the 11 Collection & Recycling Centers attendant's building's, asphalt, concrete, fences, and gates to allow for appropriate security and safety of the Center's. It also covers the maintenance and repair of any electrical, plumbing, minor damage or any other on-going maintenance needs. Due to the age and high usage of the facilities, maintenance costs continue to increase each year.

522100 - HEAVY EQUIPMENT REPAIRS & MAINTENANCE **$45,000**

These funds are necessary for the repairs and maintenance of the solid waste compactors at the 11 Collection & Recycling Centers. The increase in this line item reflects the fact that our inventory of waste compactors has aged to a point where we are experiencing repairs of major components to include hydraulic cylinders, motors and pumps. Parts for these compactors are getting more difficult to obtain due to their age and changes in design, which has forced us to replace whole units rather than individual parts. Currently, there are 52 compactors in operation.

522200 - SMALL EQUIPMENT REPAIRS AND MAINTENANCE **$500**

These funds are for the repairs of lawnmowers, weed eaters and other small equipment needed to maintain environmental safety and aesthetic appearance of the Collection & Recycling Centers.

522300 - VEHICLE REPAIRS AND MAINTENANCE **$4,000**

These funds are for normal maintenance costs associated with the operation of the F-150 Pickup Truck #31877 and the Service vehicle F-550 #32421 assigned to this account. These vehicles are no longer covered under warranty.

F-150 Pickup Co #31877	$1,500
F-550 Service Vehicle Co #32421	$2,500
Total	$4,000

524000 - BUILDING AND CONTENTS INSURANCE **$2,681**

These funds are for insurance of the buildings at the 11 Collection & Recycling Centers. This figure provided by Risk Management.

524100 - VEHICLE INSURANCE **$1,092**

These funds are for insurance of the F-150 pickup #31877 and the service vehicle F-550 Ford #32421 assigned to the Maintenance Mechanic. This figure provided by Risk Management.

524101 – COMPREHENSIVE INSURANCE **$220**

These funds are for comprehensive insurance for the service vehicle F-550 Ford #32421 assigned to the Maintenance Mechanic. This figure provided by Risk Management.

524201 - GENERAL TORT LIABILITY INSURANCE **$618**

These funds are for General Tort Liability Insurance for the Collection & Recycling Centers Coordinator, Maintenance Mechanic and County employed station attendants. This figure provided by Risk Management.

524202 - SURETY BOND **$0**

To cover the cost of surety bonds for full-time equivalent employees 10.5 FTE's x $0 per FTE = $0. This figure provided by HR/Risk Management. This is a non-surety bond year.

525000 - TELEPHONE **$5,366**

These funds are for telephone service for 11 Collection & Recycling Centers.
11 Phones @ $37.99/ea (average) = $417.89 per month
12 months @$417.89 = $5,014.68 + sales tax $351.03 = $5,365.71

525006 – GPS MONITORING CHARGES **$455**

To cover the cost of monthly vehicle GPS monitoring charges for the F-150 pickup Co #31877 and the service vehicle F-550 Ford Co #32421.
2 @ $18.95/month = $37.90
12 months @ $37.90 = $454.80

525020 - PAGERS AND CELL PHONES **$228**

This account covers the cost for the Maintenance Mechanic's cellular telephone.

Verizon Mobile Phone	$	19.00
Months	X	12
Total	$	228.00

525021 – SMART PHONE CHARGES **$660**

This account covers the cost for a smart phone for the Collection and Recycling Coordinator.

Verizon Smart Phone	$ 55.00
Months	X 12
Total	$ 660.00

525030 - 800 MHZ RADIO SERVICE CHARGES (2) **$1,176**

This account covers cost for two (2) 800 MHz Radios, $49/mo.

Monthly service charge for two 800 MHZ radio 2 x $49.00	$ 98.00
Months	x 12
Total Service Charges	$ 1,176.00

525031 - 800 MHZ RADIO MAINTENANCE CONTRACTS (2) **$223**

This account covers cost for two (2) 800 MHz Radios maintenance contracts. The cost per radio includes tax.
Coordinator $111.09/ year x 1 radio = $ 111.09
Mechanic $111.09/ year x 1 radio = $ 111.09
Total $222.18

525041- E-MAIL SERVICE CHARGES **$81**

These funds are for the Collection & Recycling Centers Coordinators E-mail account. $6.75/mo x 12 months = $81.00

525240 - PERSONAL MILEAGE REIMBURSEMENT $100

These funds are for reimbursement to cover the cost to the Coordinator when it is appropriate to use his/her personal vehicle for the conduct of county business. Examples of this may occur when it is necessary to visit the Collection & Recycling Centers on weekends, or in the early mornings or late afternoon, or when the county vehicle is not available.

525318 - UTILITIES **$80,000**

These funds are for utility expenses at the 11 Collection & Recycling Centers.

Average cost per month =	$6,666
Number of months=	x 12
Total=	$79,992

525400 - GAS, FUEL & OIL **$12,012**

These funds are for gas, oil and other fluids and lubricants necessary for the operation of the Coordinator's F-150 pickup truck (#31877) and the Equipment Mechanic's F-550 service vehicle (#32421) assigned to this account. (Fuel estimates set by Fleet Services Manager: $2.40/gal. gas; $2.85/gal diesel)

F-150 Pickup - 25 gallons per week @ $2.40 /gal = $60.00/week x 52 weeks =	$ 3,120
F-550 Service Truck - 60 gallons per week @ $2.85 = $171.00/week x 52 weeks =	8,892
Total =	$12,012

525400 - SMALL EQUIPMENT FUEL **$1,318**

This account covers the cost of fuel for all small equipment.

525600 - UNIFORMS & CLOTHING **$4,008**

These funds are for uniforms and clothing for the 15 Recycling Center attendants and maintenance mechanic. Attendants receive a new pair of safety shoes every other year which is around 8 pair per year and the maintenance mechanic receives a new pair every year

Safety Shoes	9 Pair @ $125.00	$ 1,125.00
Shirt – Short Sleeve	65 @ $14.50	$ 942.50
Shirt – Long Sleeve	65 @ $14.50	$ 942.50
Sweatshirt Hood w/zipper	39 @ $15.00	$ 585.00
Summer Caps	20 @ $7.50	$ 150.00
S.C. Sales tax @ 7%		$ 262.15
Total		$ 4,007.15

526500 - LICENSE & PERMITS **$250**

These funds will cover any unforeseen cost of water testing by SC DHEC (based on current permit fees) at the 4 Collection & Recycling Centers with wells.

527040 - OUTSIDE PERSONNEL **$502,845**

These funds cover the payment for Babcock Center staffing under contract (IAW C07022-12/1/06B). These costs reflect the charges allowed under the Contract Agreement entered into in late 2006. Figure reflects a 1.62% CPI increase from FY14-15. Current monthly figure per site is $4,399.51. With a 1.62% CPI increase, the monthly cost per site would be $4,470.78; $4,470.78 x 12 months = $53,649.36 per site.

Ball Park Collection & Recycling Centers	$ 53,649.36
Bush River Collection & Recycling Centers	$ 53,649.36
Chapin Collection & Recycling Centers	$ 53,649.36
Edmund Collection & Recycling Centers	$ 53,649.36
Hollow Creek Collection & Recycling Centers	$ 53,649.36
Pelion Collection & Recycling Centers	$ 53,649.36
River Chase Collection & Recycling Centers	$ 53,649.36
Sandhills Collection & Recycling Centers	$ 53,649.36
Southeast Collection & Recycling Centers	$ 53,649.36
Maintenance work – all sites	$ 20,000.00
Total	$502,844.24

530100 - DEPRECIATION **$154,000**

This cost will cover the depreciation of our equipment.

538000 - CLAIMS & JUDGMENTS **$250**

This account will cover any cost that may occur that are lower than the deductible of our insurance.

SECTION VI. D. – CAPITAL LINE ITEM NARRATIVES

CAPITAL REQUEST

540000 - SMALL TOOLS AND MINOR EQUIPMENT $1,000

This account will cover the cost for any small tools and/or minor equipment which falls below the $500 capital cost limit, especially items not stocked at Central Warehouse. Among the items to be purchased are lawn mower(s), weed trimmer(s), leaf blower(s), small hand tools, as well as chair(s), file cabinet(s), other office equipment and etc. for use at the 11 Collection & Recycling Centers.

5AG000 - SIGNS $3,000

This amount represents the funds necessary to obtain new and/or replacement directional, informational and educational signs needed at each of the Collection & Recycling Centers. This amount also includes costs for signposts, brackets and other hardware necessary for the installation of new and or existing signs. In some cases the signs are needed to solve a safety issue (i.e. traffic direction/control). In other instances, the signs will direct the types of recycle products accepted in a given container, reducing the chance of contaminated containers and insuring the optimum revenue for the container when delivered to the processor. The increase results from recent cost increases from the supplier(s), especially related to the increase in steel costs for acceptable signposts. Average cost per sign will vary based on the size, color and message.

5AG000 - CONCRETE PADS/ASPHALT (REPLACEMENT) $45,000

This account will cover the cost to repair or replace existing black top or concrete pads at various Collection and Recycling Centers. The black top is cracked and broken due to the heavy containers being set down on it over time. To ensure the safety and integrity of our Collection & Recycling Centers, we need to repair or replace the black top with concrete or asphalt. In some cases, we need to replace the existing broken concrete.

5AG000 - COLLECTION AND RECYCLING CENTER STRIPING $4,500

These funds will be used to provide direction and safety striping at the eleven (11) Collection and Recycling Centers. The striping provides increased visibility at night, a safety barrier for the staff and efficiency of traffic flow.

5AG000 - COMPACTORS (REPLACEMENT) $120,735

These funds will be used to purchase five (5) new Wastequip Accurate, Model 645XHD-7 compactors to replace existing compactors that are 15-20 years old. Replacement parts for these units are getting very difficult to find. Based on the age of the compactors and a maintenance analysis performed during the past, a replacement schedule has been established.

Stationary Compactor	3 @ $ 36,640.00	$ 109,920.00
Installation Charges	3 @ $ 1,040.00	$ 3,120.00
S.C. Sales Tax		$ 7,694.40
	Total	$ 120,734.40

5AG000 – VIDEO SURVEILLANCE CAMERAS (NEW) $12,285

The purpose of this account is to purchase additional license plate cameras and HD DVR's that are compatible with the license plate cameras. New license plate cameras will be added to Collection Centers that currently only have standard surveillance cameras. This account will also be used to purchase standard surveillance cameras that will be installed at sites that currently have limited camera coverage. Having surveillance systems at the Collection Centers is vital to the safe and efficient operation of each center. Surveillance systems allow the Solid Waste Management Department to monitor the activities of employees, vendors, and customers. Monitoring of the sites is needed to help enforce illegal dumping regulations and to prevent scavenging at the Collection Centers.

License Plate Camera*	4 @ 1,261.00	$ 5,044.00
HD DVR*	4 @ $ 883.18	$ 3,532.72
Standard Camera*	6 @ $ 618.00	$ 3,708.00
	Total	$ 12,284.72

* These figures include all materials, all labor, and any applicable S.C. sales tax.

5AE000– COMPACTOR ELECTRIC UNIT (REPLACEMENT) $22,743

These funds will be used to cover the cost of replacing the electrical power units on some of the older compactors. Replacement parts for these units are getting very difficult to find. Based on the age of the compactors, it is imperative that we start refurbishing a couple each year. These replacement units will virtually turn a 15 year old compactor into a new compactor for about a third of the cost of a new compactor. A new compactor costs about $40,318. Once these units are replaced, there is very little maintenance that is required to the compactor.

Single Phase Power Unit	1 @ $ 8,418.00	$ 8,418.00
Three Phase Power Unit	1 @ $ 12,837.00	$ 12,837.00
S.C. Sales Tax		$ 1,487.85
	Total	$ 22,742.85

SECTION III

COUNTY OF LEXINGTON
New Program Request
Fiscal Year - 2015-2016

Fund # 5700 — Fund Title: Solid Waste Management
Organization # 121203 — Organization Title: SWM/Collection & Recycling Centers
Program # 1 — Program Title: Relocation of River Chase Collection & Recycling Center

Object Code	Expenditure Classification	Total 2015-2016 Requested
	Personnel	
510100	Salaries #___	0
510300	Part Time #___	0
511112	FICA Cost	0
511113	State Retirement	0
511114	Police Retirement	0
511120	Insurance Fund Contribution #___	0
511130	Workers Compensation	0
511131	S.C. Unemployment	0
	*** Total Personnel**	
	Operating Expenses	
520100	Contracted maintenance	0
		0
520200	Contracted Services	0
		0
520300	Professional Services	0
520400	Advertising	3,000
521000	Office Supplies	0
521100	Duplicating	0
521200	Operating Supplies	0
		0
		0
522100	Equipment Repairs & Maintenance	0
522200	Small Equipment Repairs & Maint.	0
522300	Vehicle Repairs & Maintenance	0
523000	Land Rental	0
		0
524000	Building Insurance	0
524100	Vehicle Insurance #___	0
524101	Comprehensive Insurance #___	0
524201	General Tort Liability Insurance	0
524202	Surety Bonds	0
525000	Telephone	0
		0
525100	Postage	0
525210	Conference & Meeting Expenses	0
525230	Subscriptions, Dues, & Books	0
525318___	Utilities - _____	3,750
525400	Gas, Fuel, & Oil	0
525600	Uniforms & Clothing	0
526500	Licenses & Permits	0
		0
		0
		0
		0
		0
		0
		0
	*** Total Operating**	6,750
	**** Total Personnel & Operating**	**6,750**
	**** Total Capital (From Section IV)**	2693523 ~~2,688,500~~
	***** Total Budget Appropriation**	2700273 ~~2,695,250~~

SECTION IV

COUNTY OF LEXINGTON
Capital Item Summary
Fiscal Year - 2015 - 2016

Fund # 5700 Fund Title: Solid Waste Management
Organization # 121203 Organization Title: SWM / Collection & Recycling Centers
Program : #1 Program Title: Relocation of River Chase Collection and Recycling Center

Qty	Item Description	***BUDGET*** 2015-2016 Requested Amount
	Engineering Services - River Chase Relocation	188,500
	Land Purchase - River Chase Relocation	1,000,000
	Construction Costs - River Chase Relocation	1,376,288
3	New Compactors - River Chase Relocation	120,735
	Signs - River Chase Relocation	1,500
	Video Surveillance Camera System - River Chase Relocation	6,500

** **Total Capital (Transfer Total to Section III)** **2,693,523**

SECTION V - PROGRAM OVERVIEW

Summary of Programs:

Program 1– Relocate River Chase Collection and Recycling Center

Program 1: Relocate River Chase Collection and Recycling Center

Objectives:

This program is established to relocate the River Chase Collection and Recycling Center. The relocation is necessary to provide a safe and efficient Center for our residents to dispose of all their solid waste materials and recyclables. The current facility is operating on a one-half acre site at maximum capacity with no available space for expansion. The facility is bordered by Interstate I-20, River Chase Way and the Park and Ride lot. The surrounding area is expanding at an alarming rate, to include the operation of the largest high school in the state, and a new middle school and elementary school. These schools are located within a mile of the facility and have added hundreds of vehicles to the existing traffic on Highway 378.

The existing facility only allows for a total of three compactors, two for household and one for yard debris, yet River Chase is ranked 4th in MSW trash, 2nd in yard debris and 5th in vehicle traffic. When a vendor comes to service a container during hours of operation, they have no option but to block off access to the center. Overflow traffic backs up through the park and ride lot.

SERVICE LEVELS

Service Level Indicators:
Program 1:

Collection and Recycling Centers

Service Levels	Actual FY 12/13	Actual FY 13/14	Estimated FY 14/15	Projected FY 15/16
Annual Vehicle Count	214,412	195,861	199,560	200,262
# of Vehicles per day	825	763	768	771
# of Vehicles per hour	80	74	75	76

SECTION VI. – LINE ITEM NARRATIVES

520400 – ADVERTISING **$3,000**

These funds will be used for production and distribution of banners, printed flyers, handouts and mailings regarding the relocation of the River Chase Collection and Recycling Center.

525318 - UTILITIES **$3,750**

These funds will cover the additional utility expenses for the new and larger River Chase Collection and Recycling Center. The new center will have at least three (3) additional high voltage compactors, along with additional security lighting. Estimate 6 months of expenses: additional lighting - $250/mo x 6 months = $1,500; additional compactor usage - $375/mo x 6 months = $2,250.

SECTION VI. D. – CAPITAL LINE ITEM NARRATIVES

CAPITAL REQUEST

5AG000 - ENGINEERING COST – RIVER CHASE CRC RELOCATION $188,500

This account will cover the cost of services by a consulting engineering firm for preparation of design plans and construction management during the construction of the center.

5AG000 – LAND PURCHASE $1,000,000

This account will cover the cost to purchase approximately 5 acres of land to relocate the existing Collection & Recycling Center. Current real estate prices in the surrounding area estimate the cost to run about $200,000/acre. This amount of acreage is necessary to properly establish a safe and efficient facility and to allow for future growth.

5 acres x $200,000 = $1,000,000

5AG000 – CONSTRUCTION COST – RIVER CHASE CRC RELOCATION $1,376,288

These funds would be used for land purchase and construction costs associated with a turn-key operation of the project. The costs would include the following: Land purchase (5 Acres), mobilization/bonds, clearing/grading, demolition, asphalt, stone base, concrete paving, silt fencing, electrical, chain link fencing, erosion control matting, pavement markings and moving the attendants shed to the new location. These costs are based on an estimate provided by Alliance Consulting Engineers.

5AG000 – (3) NEW COMPACTORS – RIVER CHASE CRC RELOCATION $120,735

These funds would be used to purchase three (3) new Wastequip Accurate, Model 645XHD-7 compactors. The additional compactors are necessary to support the volume of MSW and Yard Debris and establish a clean wood waste container. The additional compactors would allow the staff to open more lanes during peak hours. Each compactor with sales tax and installation will cost approximately $40,245.

Stationary Compactor	3 @ $ 36,640.00	$ 109,920.00
S.C. Sales Tax		$ 7,694.40
Installation	3 @ $ 1,040.00	$ 3,120.00
	Total	$ 120,734.40

5AG000 – SIGNS – RIVER CHASE CRC RELOCATION $1,500

This amount represents the funds necessary to obtain new and/or replacement directional, informational and educational signs needed at the new facility. This amount also includes costs for signposts, brackets and other hardware necessary for the installation of new and or existing signs.

5AG000 – VIDEO SURVEILLANCE CAMERA SYSTEM - RIVER CHASE CRC RELOCATION $6,500

These funds would be used to purchase cameras and video recording equipment to be placed at the new River Chase Collection and Recycling Center. The cameras would be used for security, monitoring illegal dumping and theft of county property. Over the years, the Collection and Recycling Centers have experienced a large amount of illegal dumping, theft of recyclable commodities, damage to our property and safety concerns for the staff.

COUNTY OF LEXINGTON
SOLID WASTE MANAGEMENT
Annual Budget
Fiscal Year 2015-16

Fund: 5700
Division: Public Works-Solid Waste
Organization: 121204 - Solid Waste / Landfill Operations

Object Code	Expenditure Classification	2013-14 Expenses	2014-2015 Expenses (Dec)	2014-2015 Amended (Dec)	2015-2016 Requested	*BUDGET* 2015-2016 Recommend	2015-2016 Approved
	Personnel						
510100	Salaries & Wages - 7.5	220,839	110,140	273,460	274,327		
510200	Overtime	15,244	12,325	18,000	20,000		
511112	FICA Cost	16,819	8,943	22,297	22,516		
511113	State Retirement	19,839	11,406	31,769	32,553		
511120	Insurance Fund Contribution - 7.5	58,500	29,250	58,500	58,500		
511130	Workers Compensation	21,128	11,139	24,240	24,316		
511213	State Retirement - Retiree	5,092	1,943	0	0		
	*** Total Personnel**	**357,461**	**185,146**	**428,266**	**432,212**	**0**	**0**
	Operating Expenses						
520100	Contracted Maintenance	134,600	54,347	156,756	162,258		
520200	Contracted Services	97,667	36,648	153,375	163,620		
520233	Towing Service	130	0	390	300		
520300	Professional Services	123,825	58,925	120,725	472,725		
520302	Drug Testing Services	35	40	791	791		
520305	Infectious Disease Services	0	0	692	692		
520601	Landfill Monitoring - Batesburg	50,850	25,425	52,000	53,500		
520602	Landfill Monitoring - Edmund	51,700	19,900	54,500	47,000		
520603	Landfill Monitoring - Chapin	32,000	15,000	36,000	37,000		
520612	Closure/Post-Closure Care Cost	6,040	0	0	0		
521100	Duplicating	31	23	50	100		
521200	Operating Supplies	184,929	60,232	97,610	148,862		
521220	Closure Operating Supplies	79,920	0	107,239	100,452		
522000	Building Repairs & Maintenance	10,477	5,375	10,000	9,950		
522050	Generator Repairs & Maintenance	666	671	1,200	1,659		
522100	Heavy Equipment Repairs & Maintenance	100,219	15,651	134,738	116,335		
522201	Fuel Site Repairs & Maintenance	0	377	1,325	1,325		
522300	Vehicle Repairs & Maintenance	3,743	1,554	8,165	8,400		
523200	Equipment Rental	30,204	38,612	68,480	90,814		
524100	Vehicle Insurance -5	3,180	2,650	3,275	2,730		
524101	Comprehensive Insurance - Inland Marine	28,311	28,255	32,095	31,243		
524201	General Tort Liability Insurance	1,254	1,254	1,292	1,292		
524202	Surety Bonds	0	0	75	0		
525006	GPS Monitoring Charges - 14	777	1,478	2,957	3,184		
525020	Pagers and Cell Phones	121	88	106	106		
525030	800 MHz Radio Service Charges - 7	3,366	1,759	4,116	4,045		
525031	800 MHz Radio Maintenance - 7	627	0	647	778		
525041	E-mail Service Charges - .5	0	0	41	41		
525210	Conference, Meeting & Training Expenses	600	700	1,042	1,042		
525230	Subscriptions, Dues & Books	0	0	920	910		
525317	Utilities - Landfill (Edmund)	9,729	4,878	10,000	12,000		
525400	Gas, Fuel, & Oil	148,640	66,740	185,121	164,394		
525405	Small Equipment Fuel	0	174	2,192	2,192		
525600	Uniforms & Clothing	3,518	2,304	5,182	6,813		
526500	Licenses & Permits	1,700	75	3,100	3,200		
530100	Depreciation Expense	576,437	0	440,000	580,000		
538000	Claims & Judgments	100	0	100	100		
538600	SCDHEC Fines - Administrative Order	0	0	10,000	10,000		
	*** Total Operating**	**1,685,396**	**443,135**	**1,706,297**	**2,239,853**	**0**	**0**
	**** Total Personnel & Operating**	**2,042,857**	**628,281**	**2,134,563**	**2,672,065**	**0**	**0**

COUNTY OF LEXINGTON
SOLID WASTE MANAGEMENT
Annual Budget
Fiscal Year 2015-16

Fund: 5700
Division: Public Works-Solid Waste
Organization: 121204 - Solid Waste / Landfill Operations

Object Code	Expenditure Classification	2013-14 Expenses	2014-2015 Expenses (Dec)	2014-2015 Amended (Dec)	2015-2016 Requested	*BUDGET* 2015-2016 Recommend	2015-2016 Approved
	Capital						
540000	Small Tools & Minor Equipment	1,957	0	2,500	2,500		
599999	Capital Clearing	(738,969)	0	0			
	All Other Equipment	732,928	26,518	1,205,921	139,406		
	**** Total Capital**	**(4,084)**	**26,518**	**1,208,421**	**141,906**	**0**	**0**
	Transfers:						
815701	Op Trn to Solid Waste Post Closure	92,638	87,677	87,677	92,548		
	**** Total Transfers**	**92,638**	**87,677**	**87,677**	**92,548**	**0**	**0**
	***** Total Expenses**	**2,131,411**	**742,476**	**3,430,661**	**2,906,519**	**0**	**0**

SECTION IV

COUNTY OF LEXINGTON

Capital Item Summary

Fiscal Year - 2015-2016

Fund # 5700 Fund Title: Solid Waste Management

Organization # 121204 Organization Title: Solid Waste/ Landfill Operations

Program # 1 Program Title: Landfill Operations

Qty	Item Description	***BUDGET*** 2015-2016 Requested Amount
1	Small Tools and Minor Equipment	$2,500.00
1	Refrigerator Replacement	$600.00
1	Trailer Mounted Magnetic Sweeper	$5,500.00
1	Mobile Compost Bagger System	$55,400.00
1	Landscape Tiller Attachment	$7,906.00
1	Storage Building	$70,000.00

**** Total Capital (Transfer Total to Section III)** **$141,906.00**

SECTION V-PROGRAM OVERVIEW

Summary of program:

Program 1: Landfill Operations

Objectives:

This program requires the efforts of 7 (seven) Heavy Equipment Operators, 1 (one) Supervisor. This program oversees the Construction Demolition and Yard Waste Landfill Operations, the Wood Waste Grinding/Compost Operations, and Recycling Materials Recovery Facility, while enforcing Lexington County Ordinances, South Carolina Department of Health and Environmental Control (SCDHEC) rules and regulations. The Supervisor is responsible for this department and the Transfer Station (121206); therefore his salaries and all operational items are split accordingly.

SERVICE LEVELS

Service Level Indicators:
Program 1:

Service Levels C&D Yard Waste Processed	Actual FY 12/13	Actual FY 13/14	Estimated FY 14/15	Projected FY 15/16
Tons Land filled	54,863	54,096	52,325	52,000
Tons Wood Waste Ground	5,393	6,497	7,100	8,000
Tons Yard Waste Compost	33	467	180	200
Tons Carpet	6	0	0	0
Tons Carpet Pad	105	5	4	5
Tons Asphalt/ Concrete/	1,251	1,370	2,290	2,400
Porcelain	0	10	13	16
Tons Appliance/ Metals	164	68	70	70
Tons Mattress	94	135	210	220
Total Recycled	7,046	8,552	9,867	10,911
Total Disposed/ Recycled	61,909	62,649	62,192	62,911

SECTION VI. - LINE ITEM NARRATIVES

SECTION VI. A. – SUMMARY OF REVENUES

SECTION VI. B. – LISTING OF POSITIONS

Current Staffing Levels:

Job Title	Full Time Equivalent				
	Positions	Enterprise Fund	Other Fund	Total	Grade
Supervisor of Landfill Operations	0.5*	0.5		0.5	15
Heavy Equipment Operators.III	6	6		6.0	9
Heavy Equipment Operators.II	1	1		1	8
Total Positions	7.5	7.5		7.5	

All of these positions require benefits/insurance.
*This position is funded 50% in 121204 and 50% in 121206

SECTION VI. C. - OPERATING LINE ITEM NARRATIVES

520100 – CONTRACTED MAINTENANCE **$162,258**

This account will cover the expenditures for ten (10) pieces of heavy equipment to include Total Maintenance & Repair (TM&R) for mechanical and general maintenance, fire protection systems for each and to cover the cost of portable fire extinguishers.

Each piece of equipment is serviced every 250 operating hours for (TM&R) and the monthly cost is a set price based on the individual equipment. The (TM&R) covers all maintenance, except for ground engaging tools. Each piece of equipment is also covered by a separate contract for a fire protection system, based on four inspections per year, and each inspection's cost is based on the individual piece of equipment.

Estimated replacement parts for fire protection systems	$ 5,000.00
Forty (40) portable fire extinguishers are inspected once a year and recharged	
Inspections Each	$ 2.80
	x 40
Total	$ 112.00
Recharging Each	$ 15.40
	x 40
Total	$ 616.00
Estimated replacement parts	$ 2,000.00
Total	$ 2,728.00

Co # 35530 (2011 Model) Caterpillar 826-H Landfill Compactor.

Total Maintenance & Repair (TM&R) per month	$ 2,233.75
	x 12
S.C. sale tax @7%	$ 1,876.35
Total	$ 28,681.35
Fire protection inspection (quarterly)	$ 187.25
	x 4
S.C. sale tax @7%	$ 52.43
Total	$ 801.43
Total	$ 29,482.78

Co # 34291 (2010 Model) Caterpillar 826-H Landfill Compactor

Total Maintenance & Repair (TM&R) per month	$ 2,055.50
	x .12
S.C. sale tax @7%	$ 1,726.62

Total	$ 26,392.62
Fire protection inspection (quarterly)	$ 187.25
	x 4
S.C. sale tax @7%	$ 52.43
Total	$ 801.43
Total	$ 27,194.05

Co # 30849-Caterpillar D-7-R Dozer.

Total Maintenance & Repair (TM&R) per month	$ 1,875.00
	x 12
S.C. sale tax @7%	$ 1,575.00
Total	$ 24,075.00
Fire protection inspection (quarterly)	$ 187.25
	x 4
S.C. sale tax @7%	$ 52.43
Total	$ 801.43
Total	$ 24,876.43

Co # 00000-Caterpillar D-7-R Dozer.

Total Maintenance & Repair (TM&R) per month	$ 2,000.00
	x 8
S.C. sale tax @7%	$ 1,120.00
Total	$ 17,120.00
Fire protection inspection (quarterly)	$ 000.00
	x 0
S.C. sale tax @7%	$ 00.00
Total	$ 000.00
Total	$ 17,120.00

Co # 26019 (2004 Model) Caterpillar 623-G Scraper Pan

Fire protection inspection (quarterly)	$ 187.25
	x 4
S.C. sale tax @7%	$ 52.43
Total	$ 801.43

Co # 37205 Cat 329 Hydraulic Excavator

Total Maintenance & Repair (TM&R) per month	$ 938.00
	x .12
S.C. sale tax @7%	$ 787.92
Total	$ 12,043.92
Fire protection inspection (quarterly)	$ 187.25
	x 4
S.C. sale tax @7%	$ 52.43
Total	$ 801.43
Total	$ 12,845.35

Co # 37801 25 Ton off Road Truck

Total Maintenance & Repair (TM&R) per month	$ 858.05
	x .12
S.C. sale tax @7%	$ 720.76
Total	$ 11,017.36
Fire protection inspection (quarterly)	$ 187.25
	x 4
S.C. sale tax @7%	$ 52.43
Total	$ 801.43
Total	$ 11,818.79

Co # 37980 25 Ton off Road Truck

Total Maintenance & Repair (TM&R) per month	$ 858.05
	x .12
S.C. sale tax @7%	$ 720.76
Total	$ 11,017.36
Fire protection inspection (quarterly)	$ 187.25
	x 4
S.C. sale tax @7%	$ 52.43
Total	$ 801.43
Total	$ 11,818.79

Co # 36827 Cat 287C Skid Steer

Total Maintenance & Repair (TM&R) per month	$ 465.00
	x .12
S.C. sale tax @7%	$ 390.60
Total	$ 5,970.60

Co # 35427(2011 Model) Caterpillar 430 Backhoe.

Total Maintenance & Repair (TM&R) per month	$ 919.00
	x 12
S.C. sale tax @7%	$ 771.96
Total	$ 11,799.96
Fire protection inspection (quarterly)	$ 187.25
	x 4
S.C. sale tax @7%	$ 52.43
Total	$ 801.43
Total	$ 12,601.39

520200 - CONTRACTED SERVICES **$163,620**

This account is for landfill contracted services for the wood grinding program. This account will cover the cost for a contractor to grind an estimated 8,200 tons of wood waste at a contracted price of $ 14.00 per ton. This account will also cover the cost to transport rip-rap and stone to the Landfill and janitorial services for the landfill offices.

Janitorial Services for landfill office

Total	$ 5,000.00
Contract cost (Wood Waste Grinding) – (new contract price)	$ 14.00
Tons	x 8,200.00
Total	$ 114,800.00
Contract cost (Concrete crushing)	$ 12.00
Tons	x 3000
Total	$ 36,000.00
Contract cost (Rip-Rap) – delivery per ton (new contract price)	$ 5.60
Tons	x 500
Total	$ 2,800.00

Fire hood testing training building –	
Total	$ 50.00
Contract cost (Crushed Concrete) – delivery per ton (new contract price)	$ 5.11
Tons	x 500
Total	$ 2,555.00
Contract cost (#57 Stone) – delivery per ton (new contract price)	$ 4.83
Tons	x 500
Total	$ 2,415.00

520233 – TOWING SERVICES **$300**

This account covers cost associated with towing Landfill vehicles as needed for repairs.

520300 - PROFESSIONAL SERVICES **$472,725**

This account covers cost associated with several type services. These services include: Engineering observations & surveying, providing technical assistance and overview of construction activities:

Class II Landfill Compliance (Edmund)	$ 25,000.00
Survey Services for Landfill Compliance (Edmund)	$ 19,000.00
Topographic survey/Landfill volume calculation (Annual) Edmund	$ 18,000.00
Eng Service – Closure of Lift 4	$ 16,000.00
Corrective Measures, Property Expansion (Batesburg/Leesville LF)	$ 15,000.00
Eng Service – Conveyance Ditch Re-construction (B/L Landfill)	$ 7,500.00
Corrective Measures (Chapin Landfill)	$ 25,000.00
Compost Testing & Sampling	$ 9,000.00
Quarterly NPDES Permitting/ Sampling	$ 3,000.00
Class II C&D Landfill permit	$ 335,000.00
Total	$ 472,500.00

A mandatory fee is required to cover cost of SCDHEC Drinking Water annual fee for public wells located on the landfill site.

Water Fee	$ 225.00
Total Professional Services	$ 472,725.00

520302 - DRUG TESTING SERVICES **$791**

The required Random Drug/Alcohol Testing is for seven (7) employees if an accident/incident were to occur to any employee while operating County equip/vehicle, a Drug/Alcohol testing is mandatory. For employees holding CDL licenses, as required of their position, are on a random drug-screening program.

Random Drug Testing (7 employees x $40/test)	$ 280.00

After hours drug & alcohol (7 employees x $50/test)	$ 350.00
Random Driver History Check (7 employees x $8/report)	$ 56.00
Random Alcohol Testing	$ 15.00
Employees	x 7
Total	$ 105.00
Total Estimated Test	$ 791.00

520305 – INFECTIOUS DISEASE SERVICES **$692**

This account will cover the cost for tetanus and hepatitis "B" inoculations available to employees. 29CFR 1910.1030 Guidelines apply to any personnel considered at risk under OSHA 1970 General Data clause. There is considerable information available to support the inclusion of certain personnel in the Solid Waste Management Division in a pathogenic exposure program to vaccinate against hepatitis "B".

Shot Series cost/ employee $346 x (2) employees = $692

520601 - L/F WELL MONITORING - BATESBURG/LEESVILLE **$53,500**

The proposed engineering fee is to perform bi-annual sampling and laboratory analysis of groundwater at the Batesburg/Leesville Landfill. Engineering consultants oversee and handle all laboratory reports, as required by SCDHEC. This fee includes: Laboratory analysis of sampling for indicator parameters, review of results in relation to maximum contaminant levels and reporting of results to SCDHEC.

520602 - L/F WELL MONITORING - EDMUND **$47,000**

The proposed engineering fee is to perform bi-annual sampling and laboratories analysis of groundwater, monthly NPDES sampling/reporting, monthly methane gas monitoring, GHG reporting to EPA and cover inspection at the Edmund (Class 2 & 3) Landfills. Engineering consultants oversee and handle all laboratory reports as required by SCDHEC. This fee includes: Laboratory analysis of sampling for indicator parameters, review of results in relation to maximum Contaminant levels and reporting of results to SCDHEC. The analysis is more extensive for Edmund than our other closed MSW Landfills. This extensive analysis is listed on the "Appendix 2" and is the same requirements for Subtitle D landfill, by SCDHEC. This fee also includes a bi-annual statistical analysis report for ground water and monthly methane reports sent to SCDHEC.

520603 - L/F WELL MONITORING - CHAPIN **$37,000**

The proposed engineering fee is to perform bi-annual sampling and laboratory analysis of groundwater and annual cover inspection at the Chapin Landfill. Engineering consultants oversee and handle all laboratory reports as required by SCDHEC. This fee includes: Laboratory analysis of sampling for indicator parameters, review of results in relation to maximum contaminant levels and reporting of results to SCDHEC.

521100 - DUPLICATING **$100**

This account covers the cost of duplicating the following: Daily fuel sheets, vehicle & equipment service reports Notification of needed repairs, inter-office and SCDHEC correspondence for Landfill Supervisor.

Copies	$	0.04
	x	2500
Total	$	100.00

521200 - OPERATING SUPPLIES **$148,862**

This account covers the cost for operating supplies used daily in the Landfill operations. Erosion control Maintenance for approx. 142 acres requiring vegetation to include sediment pond dams/trench slopes & closed MSW. Portions of Property will require seed, fertilizer, mulch, and stone for road maintenance. General operating supplies are to include: rake, shovels, work & safety gloves, equipment cleaning supplies, trash bags for litter control throughout landfill facility, etc. This also covers cost of supplies not carried at Central Warehouse.

-	Rip Rap Stone x $25.79/ton x 500 tons + 7% SC Sales Tax =	$	13,797.65
-	Crushed Concrete $9.00/ton x 500 tons + 7% Sales Tax=	$	4,815.00
-	Polymer Material for basin cleaning $100,700.00 + 7% SC Sales Tax=	$	107,749.00
-	Grassing Materials (MSW Lf repairs, barrow area & other general maint.)=	$	15,000.00
-	Erosion Reinforcement Materials	$	2,500.00
-	General Operating Supplies	$	5,000.00
	Total	$	148,861.65

521220 – CLOSURE OPERATING SUPPLIES **$100,452**

Edmund construction and demolition – lift four closure estimate cost (partial).

18" HDPE pipe (single wall)	$	4,500.00
18"x18"x18" HDPE T fitting	$	200.00
18" Split Cplg	$	500.00
18" Flrd End	$	1,000.00
12" HDPE pipe (single wall)	$	160.00
12" Split cplg	$	120.00
12" Flrd End	$	1,500.00
12" HDPE T fitting	$	1,000.00
Rip-Rap check dams w/#57 stone	$	2,400.00
Materials for grassing Lifts Four	$	80,000.00
Erosion Reinforcement Materials	$	2,500.00
S.C. Sale tax @ 7%	$	6,571.60
Total	$	100,451.60

522000 - BUILDING REPAIRS & MAINTENANCE **$9,950**

This account covers needed repairs to all structural buildings at the Edmund facility, with the exception of the Transfer Station Facility. Generator maintenance, well & septic tank maintenance, paving asphalt to repair entrance of scales, sandblast and paint for scales, fuel tank maintenance, general maintenance of oil & maintenance storage sheds and office building

	$	8,000.00
Annual inspection for garage doors	$	50.00
	x	9
Total	$	450.00

Estimated cost for repairs to garage doors	$ 1,500.00
Total	$ 9,950.00

522050 – GENERATOR REPAIRS & MAINTENANCE **$1,659**

Annual inspection for Generator	$ 1,658.15
Total	$ 1,658.15

522100 - HEAVY EQUIPMENT REPAIRS & MAINTENANCE **$116,335**

This account is for landfill heavy equipment repairs not covered by contracted maintenance (TM&R) and include items as follows: tires, cutting blades, elevator chains, compactor cleats, pan tires, etc.

Estimated cost for tires off road truck (4)	$ 24,000.00
623 Pan. Co# 26019	$ 5,000.00
D-7-H Dozer Co# 30849	$ 10,000.00
826-H Compactor Co# 35530	$ 10,000.00
826-H Compactor Co# 34291	$ 10,000.00
Utility Tractor Co # 35963	$ 500.00
Motor Grader Co # 17070	$ 1,800.00
430 Cat Backhoe Co # 35427	$ 3,000.00
329-E Cat Track hoe CO# 37205	$ 3,000.00
Challenger CO. # 33386	$ 2,000.00
Hydro Seeder CO # 35070	$ 700.00
Water Pump CO. # 36531	$ 1,000.00
287- Cat Skid Steer CO# 36827	$ 2,000.00
25 Ton off Road Truck CO # 37801	$ 10,000.00
25 Ton off Road Truck CO # 37980	$ 10,000.00
25 Ton off Road Water Truck CO # 38138	$ 14,000.00
Foam Fill Tires Hydro Seeder CO. # 35070	$ 1,124.00
Godwin water pump CO. # 38156	$ 600.00
S.C. Sale tax @ 7%	$ 7,610.68
Total	$ 116,334.68

522201 – FUEL SITE REPAIRS & MAINTENANCE **$1,325**

This account is for cost associated with the repairs and maintenance of the fuel system at the Edmund Landfill. Estimate provided by Fleet Maintenance.

522300 - VEHICLE REPAIRS & MAINTENANCE **$8,400**

This account is for cost associated with the service maintenance and repairs for the following vehicles:

Chevy Dump Truck Co#25839	$ 1,000.00
Ford Tractor Low Boy Co# 14962	$ 800.00
Ford 3/4 Ford Truck Co# 31876	$ 800.00
Chevy 1500 Truck Co. # 28364	$ 250.00
Estimated cost for the above vehicles parts	$ 5,000.00
S.C. Sale tax @ 7%	$ 549.50

Total	$ 8,399.50

523200 – EQUIPMENT RENTAL **$90,814**

This account is for cost associated with the rental of equipment to clean out the basin ponds in the landfill, screening of material on the Wood Waste Grinding/Compost Facility to increase sale of material and reconstruction of the entrance (dirt portion) road in the landfill.

Composter Screener (Product Improvement)	$ 14,800.00
Months	x 4
S.C. Sale tax @ 7%	$ 4,144.00
Total	$ 63,344.00
Road Vibrator Roller (Road Maintenance)	$ 3,500.00
Months	x 6
S.C. Sale tax @ 7%	$ 1,470.00
Total	$ 22,470.00
Miscellaneous Equipment	$ 5,000.00

524100 - VEHICLE INSURANCE **$2,730**

This account will cover the cost for liability insurance for five (5) vehicles $546.00 ea.

Pickup Truck Co # 31876
Pickup Truck Co. # 28364
Dump Truck Co # 25839
Low Boy Co # 14962
Boom Truck Co # 20311

524101 - COMPREHENSIVE INSURANCE/LANDFILL EQUIP. **$31,243**

This account is for insurance to cover: Inland, Marine, Fire, Vandalism, etc. of Heavy Equipment used in the landfill operations. Costs based on projections provided by Risk Management.

524201 - GENERAL TORT LIABILITY INSURANCE **$1,292**

This account fee covers the cost for the FY 15/16 for the current number of employees. (Based on provided schedule.)

524202 – SURETY BONDS **$0**

This account fee covers the cost for Surety Bonds for FY 15/16. Non bond year.

525006 – GPS MONITORING CHARGES **$3,184**

This account covers cost for GPS monitoring and activation.

Monitoring For 14 Units x $18.95/unit	$ 265.30
Month	x 12
Total	$ 3,183.60

525020 - PAGERS AND CELL PHONES **$106**

This account covers cost for one pagers and one cell phone.

Cell Phone	$	17.64
Months	x	6
Total	$	105.84

525030 - 800 MHZ RADIO SERVICE CHARGES **$4,045**

This account covers cost for four (7) 800 MHz Radios and are assigned to the following:

Service for (7) 800 MHz Radio x $45.00/month =	$	315.00
Month	x	12
S.C. Sale tax @ 7%	$	264.60
Total	$	4,044.60

525031 - 800 MHZ RADIO MAINTENANCE **778**

This account covers cost for required maintenance of (7) 800 MHz Radios
X $109.56 = $766.92. Note: Total number of radios = (7)

S.C. Sale tax @ 1.4%	$	10.74
Total	$	777.66

525041 - E-MAIL SERVICE CHARGES **$41**

This account covers the cost for E-Mail Services.

Services	$	6.75
Months	x	6
Total	$	40.50

525210 - CONFERENCE & MEETING EXPENSES **$1,042**

This account will cover cost for the Landfill Supervisor to attend the Solid Waste Association of North America (SWANA) Regional conference. The conference is an educational program to update those in the field of Solid Waste Management on Federal and State regulations and Landfill Operational Applications. Courses are offered to assist with CEU hours that are required in maintaining both SWANA and SCDHEC landfill management re-certifications.

SWANA Registration & Special Courses	$	550.00
3 nights lodging	$	414.00
Per Diem	$	78.00
Total	$	1,042.00

525230 - SUBSCRIPTIONS, DUES & BOOK **$910**

This account is to cover the cost for Landfill Supervisor yearly membership, dues for SWANA and the Litter Control Association.

SWANA membership	$ 110.00
United States Composting Council's, Seal of Testing Assurance	$ 800.00
Total	$ 910.00

525317 - UTILITIES - EDMUND LANDFILL **12,000**

This account covers the cost of utilities at the Edmund Facility, with the exception of the Transfer Station.

525400 - GAS FUEL & OIL **$164,394**

This account will cover the cost for daily gas, diesel, transmission, hydraulic, chassis, antifreeze and other lubricants required for vehicles, heavy equipment's 250-hour services for one year and miscellaneous small equipment. **Fleet services has proposed a budget cost of $ 2.85 a gal. for FY 2014-2015.**

Truck Co # 31876	$ 3,263.82
Truck Co. # 28364	$ 1,509.65
D-7-R Dozer Co # 30849	$ 10,706.00
623 Pan Co # 26019	$ 894.90
John Deere 624-K Loader Co # 37213	$ 7,000.00
Dump Truck Co # 25839	$ 1,463.19
Low Boy Co # 14962	$ 332.88
Boom Truck Co # 14994	$ 500.00
430-E Backhoe Co # 35427	$ 2,773.05
826-H Compactor Co # 35530	$ 23,326.15
826-H Compactor Co # 34291	$ 24,844.59
287-C Skid Steer Co# 36827	$ 1,174.77
Track hoe CO# 37205	$ 24,031.32
Challenger CO. # 33386	$ 631.28
Utility Tractor Co # 35963	$ 100.00
Motor Grader Co # 17070	$ 1,095.26
Hydro Seeder CO. # 35070	$ 2,000.00
Water Pump CO. # 36531	$ 2,034.90
25 Ton off Road Water Truck CO# 38138	$ 1,111.79
25 Ton off Road Truck CO# 37801	$ 10,333.36
25 Ton off Road Truck CO# 37980	$ 10,673.10
Godwin Water Pump CO. # 38156	$ 12,933.59
Miscellaneous Rental & Small Equipment	$ 21,660.00
Total	$ 164,393.60

525405 – SMALL EQUIPMENT FUEL **$2,192**

This account covers the cost of gas for all small equipment.

525600 - UNIFORMS & CLOTHING **$6,813**

This account covers cost for (7) employees on staff and are required to wear uniforms to identify themselves as County employees, while working directly with the public. Safeties apparatus must be worn due to some of the hazardous conditions the employees are exposed.

Safety Boots	(14 @ $125.00)	$ 1,750.00
Winter Jackets	(7 @ $ 59.56)	$ 416.92
Work Pants	(28 @ $ 17.14)	$ 479.92
Tee Shirts	(28 @ $ 14.50)	$ 406.00
Long Sleeve Tee Shirt	(28 @ $ 14.50)	$ 406.00
Hooded sweatshirts	(28@ $ 14.25)	$ 399.00
Sweatshirt hood w/zipper	(28@ $ 15.00)	$ 420.00
Summer Caps	(56@ $ 7.50)	$ 420.00
County Emblem	(27 @ $ 0.76)	$ 20.52
Sewing on Emblem	(27 @ $ 0.80)	$ 21.60
Summer Coveralls	(7 @ $ 18.21)	$ 127.47
Insulated Coveralls	(7 @$ 39.15)	$ 274.05
Parka	(7 @$ 175.00)	$ 1,225.00
S.C. Sale tax @ 7%		$ 445.65
Total		$ 6,812.13

526500 - LICENSE AND PERMITS **$3,200**

This account will cover the cost for the following required permits

Underground Fuel Tank	$ 500.00
Landfill NPDES Permit	$ 2,700.00
Total	$ 3,200.00

530100 - DEPRECIATION **$580,000**

This cost will cover the Depreciation of our FY 15/16

538000 - CLAIMS & JUDGMENTS **$100**

This account will cover any cost, which may occur that are lower than the deductible of our insurance.

538600 – SCDHEC FINES – ADMIN ORDER **$10,000**

This account will cover potential landfill fines issued by DHEC.

SECTION VI. D. – CAPITAL LINE ITEM NARRATIVES

CAPITAL REQUEST

540000 - SMALL TOOLS & MINOR EQUIPMENT $2,500

This account will cover costs for any small tools and minor equipment, which falls below the $500 capital cost limit. To include replacements items not stocked at Central Warehouse such as wrenches, ratchets, sockets, floor jacks, etc.

5AG000 – (1) REFRIGERATOR (REPLACEMENT) $600

To cover the cost of purchasing one (1) replacement refrigerator for the maintenance shop. This unit is used by the landfill and transfer station staff to house there lunch. The current unit is around 25 years old and is in need of replacing. The old unit is leaking and does not stay cool.

5AG000 – (1) TRAILER MOUNTED MAGNETIC SWEEPER $5,500

To cover the cost of purchasing one (1) trailer mounted magnetic sweeper to provide the landfill with a means of collecting nails, screws, etc on landfill roadways and reducing the number of flat tires being experienced by residents that enter and exit the facility.

5AG000 – (1) MOBILE COMPOST BAGGING SYSTEM $55,400

This account will cover the cost to purchase a mobile compost bagging system. The compost bagger will be used to bag compost at the landfill for residential use. Bagging the compost in biodegradable bags will better accommodate citizens and vendors to easily purchase and transport compost in smaller quantities. In addition, compost will be available on the days of recycling events (a trailer will be loaded with pallets of the bagged compost and taken to the event site for sale).

5AG000 – (1) LANDSCAPE TILLER ATTACHMENT $7,906

This account will cover the cost to purchase a landscape tiller attachment for the skid steer. The landscape tiller will be used for breaking up and pulverizing the soil, mixing compost and other materials into the existing soil. The attachment is for stabilizing mixing compost into the soil and leveling the terrain in landscape finish ready for seeding. The attachment will be used on the existing CAT 287 skid steer on the 3 to 1 side slops in the C&D Edmund landfill.

5AG000 – (1) STORAGE BUILDING $70,000

This account will cover the cost to purchase and install a new storage building for landfill operations. The building will be used to store seeding material, hydro seeding mulch, erosion matting, storm basin flocculant and other supplies needed to landscape the slopes of the C&D landfill. The location of the building will increase operation efficiency as the seeding equipment, seeding material and water supply will be closer to the landfill. This will reduce travel time, personnel time and equipment hours. In addition, the current storage building is located in the administration/visitor area which requires staff to operate heavy equipment around citizens and vendors in order to load and offload supplies and equipment. Currently the motor grader and hydro seeder have to be brought up to the parking lot, approximately a one mile round trip, to load the seeding material. Once the seeding material is loaded, they have to drive back down the hill to the water supply.

The current storage area is congested during loading and unloading, especially when vehicles are coming off the scales. After the hydro seeder is loaded, the operator has to back up past the scale house into the exit lane of the landfill. Also, when the hydro seeder is being loaded the oil recycling building and maintenance shop are completely blocked off for access.

The new building will provide needed storage space and a safer environment for staff, citizens, and commercial vehicle operators. After the addition of the new storage building the current building will be utilized by Collection and Recycling staff that currently has items stored throughout several buildings on the property.

TRANSFERS

815701 – OP TRN TO SOLID WASTE POST CLOSURE CARE COST $92,548

This is part of our Financial Assurance, as required by SCDHEC, and is covering the Closure/Post Closure costs of the Edmund C&D Landfill.

SECTION IIIA

COUNTY OF LEXINGTON
New Departmental Program Request Summary
Fiscal Year - 2015 - 2016

Fund # 5700 Fund Title: Solid Waste Management
Organization # 121204 Organization Title: Solid Waste / Landfill Operations

Object Expenditure Code Classification	Program # 1	Program # 2	Program #3	Program #4	Total 2015-2016 Requested
Program Title:	Wood Grinder	HEO's			
Personnel 2					
510100 Salaries # 4	0	65,566	0	0	65,566
510300 Part Time #	0	0	0	0	0
511112 FICA Cost	0	5,016	0	0	5,016
511113 State Retirement	0	7,252	0	0	7,252
511114 Police Retirement	0	0	0	0	0
511120 Insurance Fund Contribution # 2	0	15,600	0	0	15,600
511130 Workers Compensation	0	5,731	0	0	5,731
511131 S.C. Unemployment	0	0	0	0	0
*** Total Personnel**	0	99,165	0	0	99,165
Operating Expenses					
520100 Contracted maintenance	13,642	0			13,642
520200 Contracted Services	0	0	0	0	0
520300 Professional Services	0	0	0	0	0
520302 Drug Testing Service	0	226	0	0	226
520305 Infectious Disease Services	0	692	0	0	692
521000 Office Supplies	0	0	0	0	0
521100 Duplicating	0	0	0	0	0
521200 Operating Supplies	0	278	0	0	278
522100 Heavy Equipm. Repairs & Mainten	2,500	0	0	0	2,500
522200 Small Equipment Repairs & Maint.	0	0	0	0	0
522300 Vehicle Repairs & Maintenance	0	0	0	0	0
523000 Land Rental	0	0	0	0	0
524000 Building Insurance	0	0	0	0	0
524100 Vehicle Insurance #	0	0	0	0	0
524101 Comprehensive Insurance # 12	7,085	0	0	0	7,085
524201 General Tort Liability Insurance	0	456 ~~154~~	0	0	456 ~~154~~
524202 Surety Bonds	0	0	0	0	0
525000 Telephone	0	0	0	0	0
525030 800 Radio Service Charge	0	1,176	0	0	1,176
525031 800 Radio Maintenance	0	223	0	0	223
525210 Conference & Meeting Expenses	0	0	0	0	0
525230 Subscriptions, Dues, & Books	0	0	0	0	0
525___ Utilities -	0	0	0	0	0
525400 Gas, Fuel, & Oil	21,888		0	0	21,888
525600 Uniforms & Clothing	0	2,346	0	0	2,346
526500 Licenses & Permits	0	0	0	0	0
*** Total Operating**	45,115	5397 ~~5,095~~	0	0	512 50,210
**** Total Personnel & Operating**	45,115	562 104,260	0	0	677 149,375
**** Total Capital (From Section IV)**	820,000	10,000	0	0	830,000
***** Total Budget Appropriation**	865,115	562 114,260	0	0	677 979,375

SECTION III

COUNTY OF LEXINGTON
New Program Request
Fiscal Year - 2015-2016

Fund # 5700 Fund Title: Solid Waste Management
Organization # 121204 Organization Title: Solid Waste Landfill Operations
Program # 1 Program Title: Track mounted horizontal grinder

Object Code	Expenditure Classification	Total 2015-2016 Requested
	Personnel	
510100	Salaries #___	0
510300	Part Time #___	0
511112	FICA Cost	0
511113	State Retirement	0
511114	Police Retirement	0
511120	Insurance Fund Contribution #___	0
511130	Workers Compensation	0
511131	S.C. Unemployment	0
	*** Total Personnel**	0
	Operating Expenses	
520100	Contracted maintenance	13,642
		0
520200	Contracted Services	0
		0
520300	Professional Services	0
520400	Advertising	0
521000	Office Supplies	0
521100	Duplicating	0
521200	Operating Supplies	0
		0
		0
522100	Equipment Repairs & Maintenance	2,500
522200	Small Equipment Repairs & Maint.	0
522300	Vehicle Repairs & Maintenance	0
523000	Land Rental	0
		0
524000	Building Insurance	0
524100	Vehicle Insurance #___	0
524101	Comprehensive Insurance #_1__	7,085
524201	General Tort Liability Insurance	0
524202	Surety Bonds	0
525000	Telephone	0
		0
525100	Postage	0
525210	Conference & Meeting Expenses	0
525230	Subscriptions, Dues, & Books	0
525___	Utilities - _____	0
525400	Gas, Fuel, & Oil	21,888
525600	Uniforms & Clothing	0
526500	Licenses & Permits	0
		0
		0
		0
		0
		0
		0
		0
	*** Total Operating**	45,115
	**** Total Personnel & Operating**	45,115
	**** Total Capital (From Section IV)**	820,000
	***** Total Budget Appropriation**	865,115

SECTION IV

COUNTY OF LEXINGTON
Capital Item Summary
Fiscal Year - 2015 - 2016

Fund # 5700 Fund Title: Solid Waste Management
Organization # 121204 Organization Title: Solid Waste / Landfill Operations
Program # 1 Program Title: Track mounted horizontal grinder

Qty	Item Description	***BUDGET*** 2015-2016 Requested Amount
1	Track mounted horizontal grinder	$820,000

** **Total Capital (Transfer Total to Section III)** **820,000**

SECTION V - PROGRAM OVERVIEW

Summary of Programs:

Program 1– Track Mounted Horizontal Wood Grinder

Program 1: Track Mounted Horizontal Wood Grinder

Objectives:

This account will cover the cost of a new track mounted horizontal wood grinder. The grinder will be used to grind all the wood waste material being diverted from the Edmund C&D landfill to include trees, limbs, leaves, pine straw, stumps, pallets etc. The wood grinding and composting program was started in February of 2010 at a contracted price of $7.50 per ton. In FY 13/14, the contract had to be rebid and has increased to $14.00 per ton. To-date, the wood grinding and composting program has diverted enough material to extend the life of the Landfill, Cell I for an additional six months.

In accordance with the contract, the vendor is required to grind at least once per quarter. In between grindings, approximately 2,000 tons of materials accumulate. Grinding material that is stock piled, builds up high temperatures which provides for the potential of a fire. At the present time the department has no way to control the temperatures in the wood waste stockpile. With a County owned grinder, the stock pile would be ground on a monthly basis or as needed, decreasing the risk of fire.

Having a grinder on site would also increase efficiency by reducing the number of times the wood waste material is handled. A county owned grinder would allow for the material to be loaded directly into an off road hauler and placed into windrows as it is being ground. A grinder would also reduce the amount of time spent to stockpile the material and to clean up after the wood waste is ground.

Additionally, in the event of severe weather conditions, (i.e. ice, snow and wind storms) storm debris could be stockpiled in a central location reducing the number of trips the public works dump trucks would have to make to the landfill. The grinder could be loaded onto the low boy with the track hoe and transported to the central location site. With the debris ground the dump trucks could be loaded with three times the amount of material before grinding, decreasing the amount of trips it will take to move the material to the landfill.

Listed below are the tons of material ground and contract expenditures for grinding.

Volume of waste ground	Actual FY 09/10	Actual FY 10/11	Actual FY 11/12	Actual FY 12/13	Actual FY 13/14	Estimate FY 14/15	Estimate FY 15/16
Tons	1,309.89	4,243.92	3,975.12	5,426.35	6,963.77	7,280.00	8,200.00
Expenditures	$9,824	$31,829	$29,813	$40,698	$52,228	$101,920	$114,800

Maintenance is a major concern when owning a wood grinder. While this is true for a company that runs their grinder six (6) or seven (7) days a week for 10 to 12 hours a day, the maintenance can be a large expenditure. Most companies move a grinder from one job to the next without doing the proper maintenance in between. With the plan the department has, the grinder will operate an average of 20 hours per month or approximately 240 hours a year. This would greatly reduce the amount of maintenance required and would provide the opportunity between jobs to properly maintain the grinder. With the life expectancy of 8,000 to 10,000 hours and the average run time of 240 hours a year the grinder could last for a significant time frame, reducing the annual operation cost.

Listed below are the projected monthly and annual expenses based on 20 hours monthly.

	Monthly	**ANNUAL**
TM&R	$1,070.00	$12,840.00
Fuel	$1,824.00	$21,888.00
Parts	$208.33	$2,499.96
Insurance	$590.40	$7,084.80
Fire inspection	$66.78	$801.36
TOTAL	**$3,759.51**	**$45,114.12**
Depreciation (15 years)		$54,666.67
Labor Costs		$5,501.00
Total Operating Costs		**$105,281.79**

The current contractual operating cost to grind the material is $14.00 per ton. The projected annual operating cost for a County owned grinder would be $12.84 per ton, ($105,281.79 divided by 8,200 tons = $12.84), or a difference of $1.16/ton, a savings in the first year of $9,500. It is anticipated that the current contractual operating cost would increase, either through the contractual CPI or if the contract had to be re-bid. However, the in-house cost increase would be limited to fuel, maintenance, insurance and labor. Also, any increase in the amount of material ground would be a direct increase at the contract price of $14.00 per ton. A County owned grinder can utilize economies of scale and would be able to handle more material with minimal or no cost increase (see graph below). The original cost to grind the material has risen from $7.50 to $14.00 per ton in a few short years. Based on the cost per ton that other bidders provided in the last bid, the County could easily anticipate a rise to $18.00 per ton or higher, if it were re-bid. Based on the rate material is being diverted, the contract rate for grinding the material and the efficiencies that would be gained, it would be more economical to purchase a grinder.

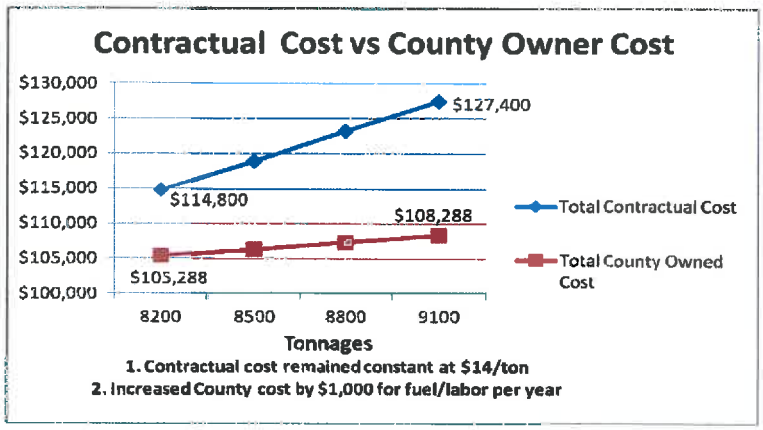
Contractual Cost vs County Owner Cost
$130,000
$125,000
$120,000
$115,000
$110,000
$105,000
$100,000
$127,400
$114,800
$108,288
$105,288
8200
8500
8800
9100
Tonnages
Total Contractual Cost
Total County Owned Cost
1. Contractual cost remained constant at $14/ton
2. Increased County cost by $1,000 for fuel/labor per year

SECTION VI. – LINE ITEM NARRATIVES

520100 – CONTRACTED MAINTENANCE **$13,642**

This account will cover the expenditures for the grinder to include Total Maintenance & Repair (TM&R) mechanical and general maintenance, fire protection systems and an auto lube system.

Co. # 00000 track mounted horizontal wood grinder

Total Maintenance & Repair (TM&R) per month.	$ 1,000.00
	x 12
S.C. SALE TAX @ 7%	$ 840.00
Total	$ 12,840.00
Fire protection inspection (quarterly)	$ 187.25
	x 4
S.C. sale tax @7%	$ 52.43
Total inspection	$ 801.43
Total Contracted Maintenance	$ 13,641.43

522100 - HEAVY EQUIPMENT REPAIRS & MAINTENANCE **$2,500**

This account covers repairs to the slope mower not included in contracted maintenance and includes items such as tires, cutting blades, damage repairs, etc.

Estimated cost for repairs	$ 2,500.00

524101 - COMPREHENSIVE INSURANCE/LANDFILL EQUIP. **$7,085**

This account is for insurance to cover: Inland, Marine, Fire, Vandalism, etc. for the wood grinder.

525400 - GAS, FUEL & OIL **$21,888**

This account covers the cost for gas, diesel, transmission, hydraulic, chassis, anti-freeze and other lubricants required for equipment's services and daily fuel for one year. **Fleet Services has proposed a budget cost of $ 2.85 a gal. for this FY.**

Wood grinder: 32 gallons per hr. x 240 hrs = 7,680 gallons x $2.85 gal.	$ 21,888.00

SECTION VI. D. – CAPITAL LINE ITEM NARRATIVES

CAPITAL REQUEST

5AG000 - TRACK MOUNTED HORIZONTAL WOOD GRINDER $820,000

This account will cover the cost to purchase a new track mounted horizontal wood grinder. The equipment will be used to maintain the wood grinding material being diverted from the Edmund C&D landfill

SECTION III

COUNTY OF LEXINGTON
New Program Request
Fiscal Year - 2015-2016

Fund # 5700 — Fund Title: Solid Waste Management
Organization # 121204 — Organization Title: Solid Waste Landfill Operations
Program # 2 — Program Title: Heavy Equipment Operator

Object Code	Expenditure Classification	Total 2015 - 2016 Requested
	Personnel	
510100	Salaries # 4 2	65,566
510300	Part Time #	
511112	FICA Cost	5,016
511113	State Retirement	7,252
511114	Police Retirement	
511120	Insurance Fund Contribution # 4 2	15,600
511130	Workers Compensation	5,731
511131	S.C. Unemployment	
	*** Total Personnel**	99,165
	Operating Expenses	
520100	Contracted maintenance	
520200	Contracted Services	
520300	Professional Services	
520302	Drug Testing Service	226
520305	Infectious Disease Services	692
521000	Office Supplies	0
521100	Duplicating	0
521200	Operating Supplies	278
		0
522100	Equipment Repairs & Maintenance	
522200	Small Equipment Repairs & Maint.	
522300	Vehicle Repairs & Maintenance	
523000	Land Rental	
524000	Building Insurance	
524100	Vehicle Insurance #	
524101	Comprehensive Insurance # 1 2	
524201	General Tort Liability Insurance	456 ~~154~~
524202	Surety Bonds	
525000	Telephone	
525030	800Radio Service Charge	1,176
525031	800 Radio Maintenance	223
525100	Postage	
525210	Conference & Meeting Expenses	
525230	Subscriptions, Dues, & Books	
525___	Utilities -	
525400	Gas, Fuel, & Oil	
525600	Uniforms & Clothing	2,346
526500	Licenses & Permits	
	*** Total Operating**	5397 ~~5,095~~
	**** Total Personnel & Operating**	104562 ~~104,260~~
	**** Total Capital (From Section IV)**	10,000
	***** Total Budget Appropriation**	114562 ~~114,260~~

SECTION IV

COUNTY OF LEXINGTON
Capital Item Summary
Fiscal Year - 2015 - 2016

Fund # 5700 Fund Title: Solid Waste Management
Organization # 121204 Organization Title: Solid Waste / Landfill
Program # 2 Program Title: Heavy Equipment Operator

Qty	Item Description	***BUDGET*** 2015-2016 Requested Amount
2	800 MHZ Radio	$10,000

** **Total Capital (Transfer Total to Section I and IA)** **10,000**

SECTION V - PROGRAM OVERVIEW

Summary of Programs:

Program 2 – (2) Heavy Equipment Operator II (HEO II)

Program 2: New Heavy Equipment Operator (2)

Objectives:

Two Heavy Equipment Operator II positions are being requested to assist with the overall daily solid waste facility operations, as well as labor required for maintenance duties and the increase in recovery operations, such as the Grinding and Compost Facility and the new Material Recovery Processing Facility.
In order to continue the successful diversion of materials from the landfill and process the increased volume of materials associated with County growth, additional personnel are required.

Additionally, the Department has over the past year taken over maintenance duties at the County's three closed landfills from the Department of Public Works. This includes mowing, landfill cover and storm water diversion structure maintenance at the Chapin, Batesburg/Leesville and 321 Landfills.

The Department has also experienced a reduction in the provision of Community Service personnel that have assisted in the large number of maintenance duties at the landfill. These include litter collection both on landfill lane and wind blow litter on the landfill, transfer station maintenance of the chute area and waste water recovery system, equipment cleaning, etc. In 2007, Community Service hours for the year equaled 5,526 or approximately 3.0 laborers per day. Since 2007 the number of hours of community service has diminished. In 2014, the number service hours totaled 2,288 or nearly 1.0 laborer per day. The new positions will assist in this maintenance work.

An analysis of the staff hours required to accomplish the increasing work load versus the existing staff hours available is as follows.

Work Requirements	Annual Work Hours	Total Available Hours
		18,720
Transfer Station Operation	3,640	15,080
Landfill Operation	3,640	11,440
Cover Material Hauling	4,680	6,760
Maintenance Projects	3,140	3,620
Pond Maintenance	365	3,255
Seeding/Watering	1,300	1,955
Grading Roads	80	1,875
Mowing Landfills	640	1,235
Compost/Recovery Facility Operation	2,519	(1,284)
Windrow Screening	1,920	(3,204)
Safety/Staff Meetings	54	(3,258)
Personnel Leave	1,075	(4,333)

Details – Work Requirements

- Total Available Work Hours – combination of all existing HEO's (9) x 40 hrs per week x 52 weeks = 18,720 hours.
- Transfer Station Operation – requires one (1) HEO for 10 hrs per day, 7 days a week x 52 weeks = 3,640 hours.
- Landfill Operation – requires one (1) HEO for 10 hrs per day, 7 days a week x 52 weeks = 3,640 hours.
- Cover Material Hauling – requires three (3) HEO's for 10 hrs per day, three (3) days per week x 52 weeks = 4,680 hours.
- Maintenance Projects – average one (1) day per week, for six (6) HEO's, for 10 hours each x 52 weeks = 3,140 hours.
- Pond Maintenance – requires an average of 1 hour per day or 365 hours per year.
- Seeding/Watering – seeding requires three (3) HEO's 10 hours per week per HEO, x 26 weeks = 780 hours. Watering requires one (1) HEO 4 hours per day = 20 hours per week x 26 weeks = 520 hours.
- Grading roads – average 80 hours per year.
- Mowing four (4) landfills – requires two (2) HEO's for 10 hrs per day, 4 days per week per landfill x twice a year = 640 hours.
- Compost Facility Operation – total hours = 2,519
    1. Temp./moisture readings – 2 HEO's, 45 minutes each, twice per week x 52 weeks = 156 hours.
    2. Stockpile incoming material – one (1) HEO, 3 hours per week x 52 weeks = 156 hours.
    3. Haul out contaminates – approximately 15 hours per year.
    4. Windrowing – requires three (3) HEO's, 10 hours per day, 5 days x 4 times per year = 600 hours.
    5. Turning windrows – (50 windrows) takes one-half hour each = 25 hours x 52 weeks = 1300 hours.
    6. Grading – three (3) HEO's x 30 hours per week x 4 times per year = 240 hours.
    7. Loading outbound mulch/compost – average one (1) hour per week = 52 hours.
- Windrow Screening Finished compost – requires three (3) HEO's for 10 hrs per day, 160 hrs x 4 times per year = 1,920 hours.
- Safety meetings – nine (9) HEO's, 15 minutes per week, twice a month = 54 hours.
- Vacations/Sick Days – 1,075 hours last year for HEO's were incurred.

A total deficit of 4,333 hours divided by 2080 hours per person per year equals a requirement of 2.08 persons to alleviate the backlog of projects and provide adequate personnel to complete these increasing duties.

SECTION VI. – LINE ITEM NARRATIVES

SECTION VI. A. – SUMMARY OF REVENUES

SECTION VI. B. – LISTING OF POSITIONS

Current Staffing Level:

Job Title	Full Time Equivalent Positions	General Fund	Other Fund	Total	Grade
Heavy Equipment Operators II*	2		2	2	8
Total Positions	2		1	1	

*These positions require insurance.

Requested Personnel Budget:

510100 - SALARIES AND WAGES (4.0) **$65,566**

(2) Heavy Equipment Operator II's (Grade 8) x $32,783 Salary per year = $ 65,566

511112 - FICA COSTS **$5,016**

FICA 7.65 % x $65,566 = $ 5,016

511113 - STATE RETIREMENT **$7,252**

Retirement 11.06 % x $65,566 = $ 7,252

511120 – HEALTH INSURANCE **$ 15,600**

(2) Heavy Equipment Operators x $7,800 cost per year = $ 15,600

511130 - WORKERS COMPENSATION (3.0 FTE) **$5,731**

Workers Compensation $65,566 x 0.0874 (6217) = $5,731

SECTION VI. C. – OPERATING LINE ITEM NARRATIVES

520302 - DRUG TESTING SERVICES **$226**

The required Random Drug/Alcohol Testing is for four (~~4~~ 2) employees

The required Random Drug/Alcohol Testing is for four (4) employees if an accident/incident were to occur to any employee while operating County equip/vehicle, a Drug/Alcohol testing is mandatory. For employees holding CDL licenses, as required of their position, are on a random drug-screening program.

Random Drug Testing (2 employees x $40/test)	$ 80.00
After hours drug & alcohol (2 employees x $50/test)	$ 100.00
Random Driver History Check (2 employees x $8/report)	$ 16.00
Random Alcohol Testing	$ 15.00
Employees	x 2
Total	$ 30.00
Total Estimated Test	$ 226.00

520305 – INFECTIOUS DISEASE SERVICES **$692**

This account will cover the cost for tetanus and hepatitis "B" inoculations available to employees. 29CFR 1910.1030
Guidelines apply to any personnel considered at risk under OSHA 1970 General Data clause. There is considerable information available to support the inclusion of certain personnel in the Solid Waste Management Division in a pathogenic exposure program to vaccinate against hepatitis "B".

Shot Series cost/ employee $346 x (2) employees = **$692**

521200 - OPERATING SUPPLIES **$278**

This account covers the cost for operating supplies used daily.

Safety glasses	$ 25.00
Pairs	x 2
Total	$ 50.00
Work gloves - operators	4.75
Pairs	x 48
Total	$ 228.00
Total	$ 278.00

524201 - GENERAL TORT LIABILITY INSURANCE **$456**

This account covers cost for the FY 15-16

525030 - 800 MHZ RADIO SERVICE CHARGES **$1,176**

This account covers cost for (2) 800 MHz Radios.

Service for (2) 800 MHz Radio x $49/each	$	98.00
Month	x	12
Total	$	1,176.00

525031 - 800 MHZ RADIO MAINTENANCE **$223**

This account covers cost for needed maintenance for (2) 800 MHz Radios x $111.09/year =.

Total	$	222.18

525400 - UNIFORMS & CLOTHING **$2,346**

This account covers cost for four employees and are required to wear uniforms to identify themselves as County employees, while working directly with the public. Safety apparatus must be worn, due to some of the hazardous conditions the employees are exposed.

Safety Boots	(4 @ $125.00)	$	500.00
Winter Jackets	(2 @ $ 59.56)	$	238.24
Work Pants	(8 @ $ 17.14)	$	274.24
Tee Shirts	(8 @ $ 14.50)	$	232.00
Long Sleeve Tee Shirt	(8 @ $ 14.50)	$	116.00
Hooded sweatshirts	(8@ $ 14.25)	$	114.00
Sweatshirt hood w/zipper	(8@ $ 15.00)	$	120.00
Summer Caps	(16@ $ 7.50)	$	120.00
County Emblem	(8 @ $ 0.76)	$	6.08
Sewing on Emblem	(8 @ $ 0.80)	$	6.40
Summer Coveralls	(2 @ $ 18.21)	$	36.42
Insulated Coveralls	(2 @$ 39.15)	$	78.30
Parka	(2 @$ 175.00)	$	350.00
	S.C. Sale tax @ 7%	$	153.42
	Total	$	2,345.10

SECTION VI. D. – CAPITAL LINE ITEM NARRATIVES

CAPITAL REQUEST

5AG000 - (2) 800 MHZ RADIO **$10,000**

This account will cover the cost for Two (2) 800 MHz radio for the requested positions to provide continuous communication with the department or other agencies.

COUNTY OF LEXINGTON
SOLID WASTE MANAGEMENT
Annual Budget
Fiscal Year 2015-16

Fund: 5700
Division: Public Works-Solid Waste
Organization: 121205 - Solid Waste / 321 Reclamation/Close/Superfund

Object Code	Expenditure Classification	2013-14 Expenses	2014-2015 Expenses (Dec)	2014-2015 Amended (Dec)	2015-2016 Requested	*BUDGET* 2015-2016 Recommend	2015-2016 Approved
	Personnel						
	*** Total Personnel**	**0**	**0**	**0**	**0**	**0**	**0**
	Operating Expenses						
520200	Contracted Services	32,227	12,909	60,000	54,050		
520300	Professional Services	161,719	88,013	166,190	166,190		
520620	EPA Cost	32,474	10,050	50,000	50,000		
521100	Duplicating	10	4	10	12		
525315	Utilities - Landfill/Cayce 321	27,177	11,026	29,823	30,000		
526500	Licenses & Permits	1,486	1,493	2,000	2,000		
530100	Depreciation	5,820	0	10,000	6,000		
538500	Property Taxes	1,406	0	1,450	1,500		
	*** Total Operating**	**262,319**	**123,495**	**319,473**	**309,752**	**0**	**0**
	**** Total Personnel & Operating**	**262,319**	**123,495**	**319,473**	**309,752**	**0**	**0**
	Capital						
599999	Capital Clearing	0	0	0	0		
	All Other Equipment	0	0	0	53,500		
	**** Total Capital**	**0**	**0**	**0**	**53,500**	**0**	**0**
	***** Total Expenses**	**262,319**	**123,495**	**319,473**	**363,252**	**0**	**0**

SECTION IV

Capital Item Summary
Fiscal Year - 2015 - 2016

Fund # 5700 Fund Title: Solid Waste Management
Organization # 121205 Organization Title: Solid Waste / Accounting & Collections
Program # Program Title: 321 Landfill

Qty	Item Description	***BUDGET*** 2015-2016 Requested Amount
	Construction Cost - Detention Basin Reconstruction	40,000
	Engineering Services - Detention Basin and Outfall Reconstruction	13,500
	** **Total Capital (Transfer Total to Section III)**	**53,500**

SECTION V. - PROGRAM OVERVIEW

Summary of Program:

321 Landfill

Objectives:

The 321 landfill was closed in 1988 and declared a superfund several years later. The basic reasons for being declared a superfund site by the EPA were: 1.) Groundwater contamination; 2.) Methane gas migration, and 3.) Sediment and erosion. At this time groundwater recovery wells have been installed, a methane recovery system, and the sediment and erosion issues are under control.

The groundwater and methane systems are high maintenance and will be ongoing costs for many years.

At this time no major issues are anticipated at this landfill. The methane and groundwater systems apparently are functioning to SCDHEC and USEPA's satisfaction. These are the two major areas of concern.

All costs related to this program are USEPA/SCDHEC mandated requirements.

SECTION VI. – LINE ITEM NARRATIVES

SECTION VI. A. – LISTING OF REVENUES

SECTION VI. B. – LISTING OF POSITIONS

SECTION VI. C. – OPERATING LINE ITEM NARRATIVES

520200 – CONTRACTED SERVICES $ 54,050

Includes the cost of Operation, maintenance and sampling/analysis of methane and groundwater systems and the hauling of soil for the maintenance of a road way at the 321 Landfill.

- Operation, maintenance and sampling/analysis of Methane and Groundwater system = $50,000
- Soil hauling contract – Estimated 270 Cubic Yards x $15 per cubic yard 4,050

Total $54,050

520300 - PROFESSIONAL SERVICES $ 166,190

The operation management, annual inspection and reporting fees, ground water/methane reports, remedial operations, and coordination with DHEC/EPA by our consultant for this project.

520620 – EPA COST $ 50,000

Based on historical costs. This is to pay USEPA based on costs incurred for managing this site.

521100 – DUPLICATING $ 12

Includes cost of duplication for 321 Landfill account.

52315 – UTILITIES $ 30,000

Estimated utility cost for groundwater recovery and methane recovery systems and based on historical information.

526500 – LICENSES AND PERMITS $ 2,000

This covers the estimated SCDHEC fees for spray irrigation system and other permits.

530100 – DEPRECIATION $ 6,000

To cover anticipated depreciation expense for equipment at the 321 Landfill.

538500 – PROPERTY TAXES $ 1,500

To cover anticipated property taxes for leased buildings at the 321 Landfill.

SECTION VI. D. – CAPITAL LINE ITEM NARRATIVES

CAPITAL REQUEST

5AG000 DETENTION BASIN RECONSTRUCTION $40,000

This account will cover the cost for reconstruction and repair of a detention basin and outfall at the 321 Landfill.

5AG000 ENG. SERVICES - DETENTION BASIN AND OUTFALL RECONSTRUCTION $13,500

This account will cover the cost for engineering design and construction monitoring for the reconstruction and repair of a detention basis at the 321 Landfill.

COUNTY OF LEXINGTON
SOLID WASTE MANAGEMENT
Annual Budget
Fiscal Year 2015-16

Fund: 5700
Division: Public Works-Solid Waste
Organization: 121206 - Solid Waste / Transfer Station

Object Code	Expenditure Classification	2013-14 Expenses	2014-2015 Expenses (Dec)	2014-2015 Amended (Dec)	2015-2016 Requested	*BUDGET* 2015-2016 Recommend	2015-2016 Approved
	Personnel						
510100	Salaries & Wages - 2.5	75,708	49,423	99,006	102,326		
510200	Overtime	6,983	5,272	14,000	16,000		
511112	FICA Cost	5,919	3,821	8,645	9,052		
511113	State Retirement	4,020	1,925	12,318	13,087		
511120	Insurance Fund Contribution - 2.5	19,500	9,750	19,500	19,500		
511130	Workers Compensation	7,779	5,238	8,993	9,283		
511213	State Retirement - Retiree	4,755	4,037	0	0		
	*** Total Personnel**	**124,664**	**79,466**	**162,462**	**169,248**	**0**	**0**
	Operating Expenses						
520100	Contracted Maintenance	13,185	4,731	22,711	34,320		
520200	Contracted Services	3,527,859	1,455,046	3,620,794	4,095,395		
520219	Water & Other Beverage Service	0	0	994	994		
520300	Professional Services	4,250	0	5,375	5,375		
520302	Drug Testing Services	0	0	339	339		
520305	Infectious Disease Services	0	0	692	692		
521000	Office Supplies	484	6	500	500		
521100	Duplicating	24	18	50	100		
521200	Operating Supplies	4,705	2,004	4,849	4,849		
522000	Building Repairs & Maintenance	41,601	24,612	53,500	50,800		
522100	Heavy Equipment Repairs & Maintenance	46,548	51,911	94,122	96,755		
522200	Small Equipment Repairs & Maintenance	3,693	4,172	6,780	6,780		
523200	Equipment Rental	85	70	354	2,074		
524000	Building Insurance	1,018	1,035	1,049	1,087		
524101	Comprehensive Insurance	135	1,731	1,749	1,562		
524201	General Tort Liability Insurance	761	761	784	784		
524202	Surety Bonds	0	0	25	0		
525006	GPS Monitoring Charges	17	114	228	228		
525020	Pagers and Cell Phones	124	0	106	106		
525030	800MHz Radio Service Charges - 3	1,029	506	1,764	1,764		
525031	800 MHz Radio Maintenance - 3	314	0	324	334		
525041	E-mail Service Charges - .5	40	20	41	41		
525210	Conference, Meeting & Training Expenses	0	0	500	1,834		
525230	Subscriptions, Dues, & Books	0	0	100	227		
525317	Utilities - County L/F Edmund	4,610	3,479	4,090	8,500		
525400	Gas, Fuel, & Oil	17,037	6,690	16,586	16,586		
525600	Uniforms & Clothing	1,032	1,475	2,000	3,017		
526500	Licenses & Permits	300	400	700	700		
530100	Depreciation	63,741	0	58,000	65,000		
538000	Claims & Judgments	0	0	100	100		
	*** Total Operating**	**3,732,592**	**1,558,781**	**3,899,206**	**4,400,843**	**0**	**0**
	**** Total Personnel & Operating**	**3,857,256**	**1,638,247**	**4,061,668**	**4,570,091**	**0**	**0**
	Capital						
540000	Small Tools & Minor Equipment	106	303	500	500		
599999	Capital Clearing	(40,235)	0	0			
	All Other Equipment	40,235	359,500	473,659	315,000		
	**** Total Capital**	**106**	**359,803**	**474,159**	**315,500**	**0**	**0**
	***** Total Expenses**	**3,857,362**	**1,998,050**	**4,535,827**	**4,885,591**	**0**	**0**

SECTION IV

COUNTY OF LEXINGTON

Capital Item Summary
Fiscal Year - 2015-2016

Fund # 5700 Fund Title: Solid Waste Management
Organization # 121206 Organization Title: Solid Waste/ Transfer Station
Program # Program Title: Transfer Station

Qty	Item Description	*BUDGET* 2015-2016 Requested Amount
1	Small Tools & Minor Equipment	500
1	Concrete Pad For Tractor Trailer Hopper Entrance (Replacement)	15,000
1	Front End Loader (Replacement)	300,000

** Total Capital (Transfer Total to Section I and IA) **315,500**

SECTION V - PROGRAM OVERVIEW

Summary of Programs:

Program 1 - Transfer Station

Program 1; Transfer Station

Objectives:

This program requires the efforts of 2 (two) Heavy Equipment Operators, 1 (one) Supervisor. This program processes all Municipal Solid Waste (MSW) entering the facility through the Transfer Station, while enforcing Lexington County Ordinance, South Carolina Department of Health and Environmental Controls, (SCDHEC) rules and regulations. The Supervisor is responsible for this department and the Landfill Operations (121204), therefore his salary and all operational items are split accordingly.

SERVICE LEVELS

Service Level Indicators:
Program 1:

MSW Processed	Actual FY 12/13	Actual FY 13/14	Estimated FY 14/15	Projected FY 15/16
Tons	100,899	104,949	108,744	109,631

SECTION VI. – LINE ITEM NARRATIVES

SECTION VI. A. – SUMMARY OF REVENUES

SECTION VI. B. – LISTING OF POSITIONS

Current Staffing Level:

Job Title	Full Time Equivalent Positions	Enterprise Fund	Other Fund	Total	Grade
Landfill/Transfer Station Supervisor	0.5*	0.5		0.5	15
Heavy Equipment Operators III	2	2		2	9
Total Positions	2.5	2.5	0	2.5	

All of these positions require insurance.

*This positions is funded ½ in 121206 and ½ in 121204

SECTION VI. C. – OPERATING LINE ITEM NARRATIVES

520100 - CONTRACTED MAINTENANCE **$34,320**

This account will cover the expenditures of one (1) piece of heavy equipment to include: Total Maintenance & Repair (TM&R) extension for mechanical and general maintenance, a fire protection system on the equipment and the cost of maintenance for (1) scale.

The heavy equipment is serviced every 250 operating hours for (TM&R) and the monthly cost is a set price to cover all maintenance, except for ground engaging tools. Also the equipment is covered by a separate contract for a fire protection system, based on four inspections per year.

Co. # 32017 Caterpillar 938H Front-End Loader Serviced by Blanchard Machinery

Total Maintenance & Repair (TM&R) per month.	$ 1,512.50
	x 8
S.C. SALE TAX @ 7%	$ 847.00
Total TM&R	$ 12,947.00
Fire protection inspection (quarterly)	$ 187.25
	x 3
S.C. sale tax @7%	$ 39.32
Total inspection	$ 601.07
Estimated cost for replacement part for the fire protection system	$ 3,000.00
Total	$ 16,548.07

Co. # 37213 John Deere 624 Front-End Loader Serviced by Flint.

Total Maintenance & Repair (TM&R) per month.	$ 694.17
	x 4
S.C. SALE TAX @ 7%	$ 194.37
Total for TM&R	$ 2,971.05
Fire protection inspection (quarterly)	$ 187.25
	x 1
S.C. sale tax @7%	$ 13.11
Total inspection	$ 200.36
Estimated cost for replacement part for the fire protection system	$ 3,000.00
Total	$ 6,171.41

A maintenance contract for inspecting one (1) scale is tested and re-calibrated if necessary. The scale is located at the entrance and required by the Department of Agriculture for monthly inspections, due to all incoming and outbound customers being charged tipping fees.

Estimated replacement parts	$ 8,000.00

Inspections per month	$300.00
	x 12
Total	$ 3,600.00
Total estimated scale maintenance contract	$ 11,600.00
TOTAL CONTRACTED MAINTENANCE	$ 34,319.48

520200 - CONTRACTED SERVICES **$4,095,395**

This account covers the cost of contracts for the transport and disposal of Municipal Solid Waste (MSW) from the Transfer Station to the Waste Management (WM) Landfill located in Richland County. This account also covers the cost for the hauling and disposing of wash down Leachate water generated from the Transfer Station floor. The leachate is delivered to a wastewater treatment plant for disposal. Leachate water is collected in an underground storage tank (UST). This account will also cover the cost for removal of solid sedimentation from the (UST) as required.

The Transport, by NW White, of MSW to (WM) Landfill is estimated, and based on the previous year's tonnage. Estimated tonnage for FY 14/15 is 105,114 tons. Projected increase for FY 15/16 is an estimated tonnage of 109,631 tons. Current FY 14/15 base rate for transporting is $ 8.99/ton adjusted annually in accordance with the CPI for the previous calendar year of 1.62%. Base average rate for transporting is estimated at $ 9.23 per ton for FY 15/16.

Cost per ton	$ 9.23
First quarter tonnage	x 28,628
Total	$ 264,236.44
Cost per ton	$ 9.23
Second quarter tonnage	x 27,216
Total	$ 251,203.68
Cost per ton	$ 9.23
Third quarter tonnage	x 26,791
Total	$ 247,280.93
Cost per ton	$ 9.23
Fourth quarter tonnage	x 26,996
Total	$ 249,173.08
Total Transporting Cost	$ 1,011,894.13

The Disposal of MSW at Richland Landfill is estimated and based on the previous year's tonnage. Estimated tonnage for FY 14/15 is 108,744 tons. Projected increase for FY 15/16 is an estimated tonnage of 109,631 tons. The current contract rate for disposal is a fixed rate of $27.75/ton for the FY 15/16

Cost per ton	$ 27.75
Total estimated tonnage	x 109,631
Total Disposal Cost	$ 3,042,260.25
The contract for hauling and disposal of (UST) water is estimated:	
Cost per gallon	$ 0.21
Gallons of wastewater	x 144,000

Total	$ 30,240.00
Potential analysis if required by Waste Treatment Plant	$ 5,000.00
Cleaning out of UST	$ 6,000.00
Total Haul & Disposal Cost	$ 41,240.00
TOTAL CONTRACTED SERVICES	$ 4,095,394.38

520219 – WATER & OTHER BEVERAGES **$994**

This account covers cost associated with providing clean (bottled) water for the landfill and transfer station staff. (200) 5 gallon bottles of water per year x $4.97per bottle = $ 994

520300 - PROFESSIONAL SERVICES **$5,375**

This account covers cost associated with several types' services: South Carolina Department of Health & Environmental Control (SCDHEC)

Annual drinking water fee	$ 125.00
Laboratory analysis for Transfer Station (UST) Leachate for random samples	
Each Test Sample $1,000 x 1 sample =	$ 1,000.00
Semi-annual Structural Steel inspection Transfer Station Hopper Each Inspection $2,125 x 2 per year = $4,250	$ 4,250.00
Total Professional Services	$ 5,375.00

520302 - DRUG TESTING SERVICES **$339**

The required Random Drug/Alcohol Testing is for three (3) employees if an accident/incident were to occur to any employee while operating County equip/vehicle, a Drug/Alcohol testing is mandatory. For employees holding CDL licenses, as required in their position, are on a random drug screening.

Random Drug Testing (3 employees x $40/test)	$ 120.00
After hours drug & alcohol Testing (3 employees x $50/test)	$ 150.00
Random Alcohol Testing	$ 15.00
Employees	x 3
Total	$ 45.00
Random Driver History Check (3 employees x $8/report)	$ 24.00
Total Estimated Testing	$ 339.00

520305 – INFECTIOUS DISEASE SERVICES **$692**

This account will cover the cost for hepatitis "B" inoculations available to employees. 29CFR 1910.1030 Guidelines apply to any personnel considered at risk under OSHA 1970 General Data clause. There is considerable information available to support the inclusion of certain personnel in the Solid Waste Management Division in a pathogenic exposure program to vaccinate against hepatitis "B".

Shot Series cost/ employee $346 x 2 employees = $692.

521000 - OFFICE SUPPLIES **$500**

This account is to cover supplies used in this program. Office Supplies include: Business cards, printer ribbons, file folders, bulletin board, pens, pencils, etc., as needed.

521100 - DUPLICATING **$100**

This account is to cover all duplicating. Daily fuel sheets, vehicle & equipment service reports, insurance forms, workers compensation forms, notices of needed repairs, purchase requisitions, PAF'S, random inspection reports, etc.

Copies		2500
Cost per copy	x	0.04
Total	$	100.00

521200 - OPERATING SUPPLIES **$4,849**

This account covers the cost for operating supplies used daily in the Transfer Station operations. Stakes to barricade, barricade tape, and pH test kits, and chemical resistant Rubber gloves, if hazardous loads are disposed of improperly.

Operating Supplies	$	2,000.00
Safety glasses	$	25.00
Pairs	x	6
Total	$	150.00
Work gloves - operators and community service workers	$	0.74
Pairs	x	300
Total	$	222.00
General operating supplies, ground & building supplies	$	1,000.00
Steam cleaning chemicals per drum	$	230.00
Total drums	x	6
Total	$	1,476.60
Total	$	4,848.60

522000 - BUILDING REPAIRS & MAINTENANCE **$50,800**

This account covers cost for needed repairs to all structures and grounds maintenance pertaining to the Transfer Station. Generator maintenance, water well and (UST) drainage systems are also included.

Estimated building repairs	$	8,000.00

Pressure Wash/Clean inside and front of building	$ 40,000.00
S.C. SALE TAX @ 7%	$ 2,800.00
Total	$ 50,800.00

522100 - HEAVY EQUIPMENT REPAIRS & MAINTENANCE **$96,755**

This account is for heavy equipment and covers repairs to equipment not covered by contracted maintenance (TM&R), such as tires, loader wear pads, sweep broom, etc.

Estimated repair cost for parts	$ 10,000.00
Rubberized wear pad for 938H loader	$ 1,230.54
Total pads per year	x 12
S.C. SALE TAX @ 7%	$ 1,033.65
Total	$ 15,800.13
Exchange set of tires for 938H	$ 31,685.08
Sets per year	x 2
S.C. SALE TAX @ 7%	$ 4,435.11
Total	$ 67,806.07
Bolt peg. For wear pads	$ 294.26
Total bolt pag.	x 10
S.C. SALE TAX @ 7%	$ 205.98
Total	$ 3,148.58
Total	$ 96,754.78

522200 - SMALL EQUIPMENT REPAIRS AND MAINTENANCE **$6,780**

This account is to cover cost of any small equipment used in the Transfer Station operations for maintenance & repair of the following: Air compressor, lawn mower, welder, grease guns, air hammer, etc.

Estimated Repairs	$ 4,500.00
Annual Air Compressor Maintenance	$ 2,280.00

523200 - EQUIPMENT RENTAL **$2,074**

This account covers the cost for welding gases, i.e., Oxygen, Acetylene tank rental and motorized lift rental for transfer station light and light cover replacement and maintenance.

- Tank rental - $27.50/mo x 12 months + SC Sales Tax @7%	= $ 353.10
- Lift rental - $580/day + Delivery/Pickup $280 = $860/day x 2 days	= 1,720.00
Total	$ 2,073.10

524000 - BUILDING AND CONTENTS INSURANCE **$1,087**

This account is for insurance to cover Transfer Station and its contents.

524101 - COMPREHENSIVE INSURANCE **$1,562**

This account is for insurance to cover: Inland, Marine, Fire, Vandalism, etc. of Heavy Equipment used in the Transfer Station operations

524201 - GENERAL TORT LIABILITY INSURANCE **$784**

This account covers cost for the FY 15/16 and is for the current number of employees. (Based on new schedule)

524201 - SURETY BONDS **$0**

This account fee covers the cost for Surety Bonds for FY 15/16. Non bond year

525006 – GPS MONITORING CHARGES **$228**

This account covers cost for GPS monitoring and activation.

Monitoring For 1 Units	$	18.95
Month	x	12
Total	$	227.40

525020 - PAGERS AND CELL PHONES **$106**

This account covers the cost for one pager

Cell Phone	$	17.64
Months	x	6
Total	$	105.84

525030 - 800 MHZ RADIO SERVICE CHARGES **$1,764**

This account covers cost for (3) 800 MHz Radios.

Service for (3) 800 MHz Radio x $49.00/month=	$	147.00
Month	x	12
Total	$	1,764.00

525031 - 800 MHZ RADIO MAINTENANCE **$334**

This account covers cost for needed maintenance for:
(3) 800 MHz Radios x $111.09/year = $333.27 or $334

525041 - E-MAIL SERVICE CHARGES **$41**

This account covers the cost for E-Mail Services.

Services	$	6.75
Months	x	6

Total	$ 40.50

525210 - CONFERENCE & MEETING **$1,834**

This account will cover the cost for the Landfill Supervisor to attend the Solid Waste Association of North America (SWANA) Regional and the Carolina Recycling Association (CRA) Conferences, to be held in South Carolina. These conferences are an educational program to update those in the field of Solid Waste Management on Federal and State Regulations, Landfill Operational Applications and Recycling. Courses are offered to assist with CEU hours that are required in maintaining both SWANA and SCDHEC management re-certifications.

SWANA Registration & Special Courses	$ 550.00
3 nights lodging	$ 414.00
Per Diem	$ 78.00
Total	$ 1,042.00
CRA Registration & Special Courses	$ 200.00
3 nights lodging	$ 414.00
Per Diem	$ 78.00
Total	$ 692.00

This account will also cover the cost for the Supervisor to attend quarterly SWANA meetings for education of solid waste regulations and updated procedures.

Meeting Expense	$ 25.00
Quarters	x 4
Total	$ 100.00
Total Conferences & Meetings	$ 1,834.00

525230 - SUBSCRIPTIONS, DUES & BOOKS **$227**

This account is to cover the cost for Supervisor's yearly membership dues for SWANA and cost of re-certification application.

SWANA membership	$ 117.00
Landfill Manager Re-Certification	$ 110.00
Total	$ 227.00

525317 - UTILITIES **$8,500**

This account covers the cost of all utilities associated with the Transfer Station

525400 - GAS, FUEL & OIL **$16,586**

This account covers the cost for gas, diesel, transmission, hydraulic, chassis, anti-freeze and other lubricants required for equipment's services and daily fuel for one year **Fleet services has proposed a budget cost of $ 2.85 a gal. for FY 2015-2016.**

938H Loader CO #32879	$ 15,086.00
Misc. equipment	$ 1,500.00

525400 - UNIFORMS & CLOTHING **$3,017**

This account covers cost for three employees and is required to wear uniforms to identify themselves as County employees, while working directly with the public. Safety apparatus must be worn, due to some of the hazardous conditions the employees are exposed

Safety Belts	(3 @ $15.48)	$ 46.44
Safety Boots	(6 @ $125.00)	$ 750.00
Work Pants	(13 @ $17.14)	$ 222.80
Work Shirts	(13 @ $12.00)	$ 156.00
Work Coats	(3 @ $59.56)	$ 178.68
Rubber Boots	(3 @ $25.00)	$ 75.00
Summer Caps	(10 @ $7.50)	$ 75.00
Co. emblems	(22 @ $0.76)	$ 16.72
Sew on emblems	(22 @ $0.80)	$ 17.60
Summer Coveralls	(3 @ $18.21)	$ 54.63
Insulated Coveralls	(3 @ $39.15)	$ 117.45
Parka	(3 @ $175.00)	$ 525.00
T-shirts L/S	(13 @$14.50)	$ 188.50
T-shirts S/S	(13 @ 14.50)	$ 188.50
Sweatshirt hood w/zipper	(13 @ 15.00)	$ 195.00
S.C. Sale tax @ 7%		$ 209.00
Total		$ 3,016.32

526500 - LICENSE & PERMITS **$700**

This account will cover required permits as follows:

Transfer Station (UST) permits	$ 200.00
Drinking Water well license	$ 250.00
Transfer Station permits	$ 250.00
Total	$ 700.00

530100 - DEPRECIATION **$65,000**

This cost will cover the depreciation of our equipment.

538000 - CLAIMS & JUDGMENTS **$100**

This account will cover any cost that may occur that are lower than the deductible of our insurance.

SECTION VI. D. – CAPITAL LINE ITEM NARRATIVES

CAPITAL REQUEST

540000 - SMALL TOOLS & MINOR EQUIPMENT $500

This account will cover the cost for any small tools and minor equipment that falls below the $500 capital cost limit. This also includes replacement items not stocked at Central Warehouse such as wrenches, ratchets, sockets, floor jacks, dollies, Nextel, cell phone replacement and batteries, etc

5AG000- CONCRETE PAD FOR TRACTOR TRAILER PARKING LOT (REPLACEMENT) $15,000

This account will cover the cost to replace and widen the concrete driveway to the entrance of the transfer station hopper. The concrete was installed in 1993 and needs to be replaced. The driveway will be widened to accommodate the turning radius of the trailers. This will eliminate the pot holes that develop when the trailer tires fall off the driveway.

5AG000 – FRONT-END LOADER WITH FOUR-IN-ONE BUCKET (REPLACEMENT) $300,000

These funds will be used to purchase a replacement front-end loader for the Transfer Station which is on the County Replacement Schedule. This equipment will replace the Front End-Loader originally purchased in 2011 with the current hours of 4500. At the time of replacement this Front End-Loader will have approximately 6000 hours and will have out lived its life expectancy. The TM&R for the existing machine will be extended in April 2015 for one year until a replacement is purchased.

COUNTY OF LEXINGTON
SOLID WASTE MANAGEMENT
Annual Budget
Fiscal Year 2015-16

Fund: 5700
Division: Public Works
Organization: 121207 - Solid Waste / Recycling

Object Code	Expenditure Classification	2013-14 Expenses	2014-2015 Expenses (Dec)	2014-2015 Amended (Dec)	2015-2016 Requested	BUDGET 2015-2016 Recommend	BUDGET 2015-2016 Approved
	Personnel						
510100	Salaries and Wages - .5	23,881	4,486	23,699	22,897		
510300	Part Time - 8 (5.80 - FTE)	148,559	67,230	159,100	158,774		
511112	FICA Cost	13,163	5,487	13,984	13,898		
511113	State Retirement	16,154	5,840	19,925	20,093		
511120	Insurance Fund Contribution - .5	3,900	1,950	3,900	3,900		
511130	Workers Compensation	15,449	7,048	18,207	17,142		
511213	State Retirement - Retiree	2,125	1,019	0	0		
511214	Police Retirement - Retiree	0	1,179	0	0		
	*** Total Personnel**	**223,231**	**94,239**	**238,815**	**236,704**	**0**	**0**
	Operating Expenses						
520200	Contracted Services	35,547	25,924	44,411	57,060		
520233	Towing Service	0	275	1,000	1,000		
520239	E-Waste Recycling	25,517	12,569	86,175	64,800		
520302	Drug Testing Services	0	0	250	250		
520305	Infectious Disease Services	101	0	692	692		
521000	Office Supplies	4	3	100	100		
521100	Duplicating	67	28	100	100		
521200	Operating Supplies	1,981	1,072	2,768	2,768		
521402	Occupational Health Supplies	0	0	200	200		
522100	Heavy Equipment Repairs & Maintenance	450	500	4,000	4,000		
522200	Small Equipment Repairs & Maintenance	32,066	4,142	25,000	35,000		
522300	Vehicle Repairs & Maintenance	4,619	5,239	11,000	11,000		
524100	Vehicle Insurance - 3	1,590	1,590	1,638	1,638		
524101	Comprehensive Insurance	760	969	197	854		
524201	General Tort Liability Insurance	219	219	226	226		
524202	Surety Bonds	0	0	63	0		
525006	GPS Monitoring Charges - 3	478	455	683	910		
525030	800 MHz Radio Service Charges - 3	1,527	752	1,764	1,764		
525031	800 MHz Radio Maintenance - 3	314	0	324	334		
525400	Gas, Fuel, & Oil	24,782	9,853	27,500	27,543		
525600	Uniforms & Clothing	2,909	1,772	3,391	4,146		
530100	Depreciation	59,752	0	86,000	60,000		
538000	Claims & Judgments	0	0	100	100		
	*** Total Operating**	**192,683**	**65,362**	**297,582**	**274,485**	**0**	**0**
	**** Total Personnel & Operating**	**415,914**	**159,601**	**536,397**	**511,189**	**0**	**0**
	Capital						
540000	Small Tools & Minor Equipment	449	0	1,000	1,000		
599999	Capital Clearing	(36,422)	0	0			
	All Other Equipment	36,422	0	2,000	41,805		
	**** Total Capital**	**449**	**0**	**3,000**	**42,805**	**0**	**0**
	***** Total Expenses**	**416,363**	**159,601**	**539,397**	**553,994**	**0**	**0**

SECTION IV

COUNTY OF LEXINGTON

Capital Item Summary
Fiscal Year - 2015-2016

Fund # 5700 Fund Title: Solid Waste
Organization # 121207 Organization Title: Solid Waste/Recycling
Program # 1 Program Title: Recycling

Qty	Item Description	***BUDGET*** 2015-2016 Requested Amount
	Small Tools & Minor Equipment	1,000
	Signs	2,000
	Expand Mattress/E-Waste Loading Dock	26,000
	Fluorescent Bulb Recycling Program Equipment	6,593
1,000	Six Gallon Recycling Bins	7,212

** **Total Capital (Transfer Total to Section I and IA)** **42,805**

SECTION V - PROGRAM OVERVIEW

Summary of Programs:

Program 1 – Recycling

Program 1: Recycling

Objectives:

This program requires the efforts of eight (8) part-time Recycling Collectors and (1) full-time Supervisor (Collection Recycling Coordinator).

The Recycling Collectors pick up, transport and process recycling materials collected at the 11 (eleven) County Collection & Recycling Centers, Administration Building, Court House and when requested from other County divisions. Their duties also include: daily vehicle inspection reports, a daily activity log, picking up supplies for Solid Waste Management, delivering supplies to the Collection & Recycling Centers, maintaining the oil filters and bottles, E-waste trailer, mattress trailer and daily maintenance of Recycling Collections vehicles and equipment.

The Collection Recycling Coordinator's duties include: supervision, scheduling and payroll approval of the Recycling Collectors, scheduling of Collection Centers recycling requests and daily collector's task assignments, oversees vehicle and equipment maintenance, formulates monthly reports for total recycling tonnages and total pulls reports for each recyclable commodity and for each Collection & Recycling Center, purchasing all equipment and supplies as approved in the yearly budget, deals directly with recycling vendors for all recycling occurring inside and outside of the Collection & Recycling Centers, holds the Recycling Coordinator responsible as required in the South Carolina Department of Health and Environmental Control (SCDHEC) Solid Waste Policy & Management Act of 1991. The Collection Recycling Coordinator is responsible for formulating and allocating the Recycling Budget.

Service Levels

Service Level Indicators:	Actual Tons FY 13/14	Estimated Tons FY 14/15	Projected Tons FY 15/16
Aluminum (UBC)	24.54	37.72	38.47
Antifreeze	17.68	22.95	23.41
Batteries – Lead Acid	40.57	31.24	31.86
Cardboard*	907.89	973.76	993.24
Carpet & Foam Pad*	147.54	235.88	240.60
Co-Mingled (Franchise)	3,563.76	3,968.74	4,048.11
Cooking Oil*	22.74	20.47	20.87
Electronics*	372.68	380.01	387.61
Glass - Brown	92.11	173.54	177.01
Glass - Clear	133.46	192.00	195.84
Glass – Green	42.39	91.92	93.76
Glass – Mix	60.64	0.00	0.00
Mattresses*	134.43	209.7	213.89
Metal	1,868.54	1,699.34	1,733.33
Newspaper/Magazines*	807.51	712.88	727.14
Office Paper	66.76	51.56	52.59
Oil Filters	20.42	22.38	22.83
Oil Liquid*	196.22	192.05	195.89
Plastic	216.92	228.04	232.60
Textiles	31.88	46.22	47.14
Tires	450.70	448.23	457.23

* Commodities are pulled and processed by outside vendors. (1) Beginning July 1, 2011, E-Waste Recycling became mandatory and is maintained by the Recycling Collectors.

SECTION VI. – LINE ITEM NARRATIVES

SECTION VI. A. – SUMMARY OF REVENUES

SECTION VI. B. – LISTING OF POSITIONS

Current Staffing Level:

Job Title	Full Time Equivalent Positions	Enterprise Fund	Other Fund	Total	Grade
*Collection Recycling Coordinator	0.5	0.5		0.5	15
**Recycling Collectors	5.8	5.8		5.8	05
Total Positions	6.3	6.3		6.3	

* Only this position includes health insurance.

** These positions are part-time, 29 hour per week employees.

8 collectors @ 29 hours per week = 232 hours, divided by 40 hour (FTE Hours) =	5.8 FTE positions
1 Coordinator @ 40 hours per week, times 50% =	.5 FTE positions
Total FTE for 121207	6.3 positions

*This position is funded ½ in 121203 and ½ in 121207

SECTION VI. C. – OPERATING LINE ITEM NARRATIVES

520200 – CONTRACTED SERVICES $57,060

Mattress/Box Springs Recycling:

This account will cover the cost for contracting (contract C13018-4/24/13S) an outside vendor to provide and pull a 53' trailer that will be located at the Edmund Landfill to the recycling plant. The cost will cover the rental of the trailer, hauling fee, fuel service charge per trailer and a handling charge for each mattress/box spring. Using data from previous years and an anticipated increase in FY 15-16, it is estimated that approximately 7,000 mattress/box springs will be collected and recycled.

Trailer Rental (2 per month @ $300.00)	12 months	@ $ 600.00	$ 7,200
Hauling Fee	42 Loads	@ $ 250.00	$ 10,500
Fuel Surcharge	42 Loads	@ $ 85.00	$ 3,570
Processing Fee	7,000 mattresses	@ $ 4.00	$ 28,000
	Total		$ 49,270

Fluorescent Bulb Recycling:

This account will cover the cost for contracting an outside vendor to ship, process and swap drums of crushed CFL and fluorescent bulbs to be recycled from residents. The shipping and processing costs are based on a pallet load. This program is in addition to the capital item request for the bulb crusher machine.

Collection Barrels	8 @ $85.00	$ 680.00
Shipping and Processing	4 pallets per year @ $1,650.00	$ 6,600.00
S.C. Sales Tax		$ 509.60
	Total	$ 7,789.60

520233 – TOWING $1,000

These funds cover the cost of towing on any of the County vehicles assigned to this program (Ford F-450 flatbed #34895; F-450 flatbed #34896; F-450 flatbed #37004; Tilt trailer or any of the other recycling trailers)

520239 – E-WASTE RECYCLING $64,800

Effective as of July 1, 2011, it is unlawful for any person to dispose of electronic waste (Computers, TVs, Monitors, etc.) in with their municipal solid waste. E-waste materials are required to be dropped-off at the landfill for recycling. The materials are palletized, loaded on a tractor trailer and hauled off for recycling by an R2/RIOS Certified e-waste recycling contractor. These funds will cover the cost of recycling e-waste dropped off at the Edmund Landfill and approximately (6) six E-Waste Recycling Special Events throughout the County during FY15-16. (Contracted costs are: $900 per trailer, $2,000 per recycling event, $250 monthly rental per trailer).

One shipment of electronics per week - $900 x 52 weeks	=$ 46,800	
Monthly Trailer Rental (2 @ $250 each) - $500 x 12 months	= 6,000	
E-Waste Recycling Events - $2000 x 6 events	= 12,000	
Total	$ 64,800	

520302 - DRUG TESTING SERVICES **$250**

This account covers any potential need for drug testing of employees.

520305 – INFECTIOUS DISEASE SERVICES **$692**

This account will cover the cost for hepatitis "B" inoculations available to employees. 29CFR 1910.1030 Guidelines apply to any personnel considered at risk under OSHA 1970 General Data clause. There is considerable information available to support the inclusion of certain personnel in the Solid Waste Management Division in a pathogenic exposure program to vaccinate against hepatitis "B".

Shot Series cost/ employee $346 x 2 employees = $692

521000 - OFFICE SUPPLIES **$100**

This account covers any office supplies to include: file folders, pens, pencils, pads, calendars, etc.

521100 - DUPLICATING **$100**

This account covers any duplication required for worksheets, time sheets, recycling reports, etc.

Copies	$	0.04
	x	2500
Total	$	100.00

521200 - OPERATING SUPPLIES **$2,768**

This account covers the cost for general cleaning supplies, shrink wrap for palletizing electronic waste, first aid supplies and personal protective equipment and other safety devices.

521402 - OCCUPATIONAL HEALTH SUPPLIES **$200**

This account will cover the cost of health supplies to protect the employees from hazardous materials. Items included but not limited to: face masks, latex gloves, chemical gloves, etc.

522100 - HEAVY EQUIPMENT REPAIRS & MAINTENANCE **$4,000**

This account will cover the cost of repairs on the Yale forklift, the oil cruncher and the cardboard compactors. These repairs would include tires, hydraulic hoses, motors, paint, metal work, etc.

522200 - SMALL EQUIPMENT REPAIRS & MAINTENANCE **$35,000**

To cover repairs and maintenance of the recycling trailers and containers to include: lights, tires, roll carts, etc. There are approximately 70 trailers of which one-third are over 15 years old. Each year, a number of trailers have been refurbished to ensure the safety of the staff and citizens and to project a professional appearance. The repairs generally include fixing loose mesh flooring, painting, replacing rusted bracing, wheel fenders, and dry rotted tires. The average cost per repair has been approximately $1,400 per trailer. In addition, there are a number of glass recycling trailers and two larger recycling trailers that need to be refurbished.

522300 - VEHICLE REPAIRS & MAINTENANCE **$11,000**

These funds are for normal maintenance costs associated with the operation of the three (3) Ford F-450 Flat Beds. The two (2) F-450 Flat Beds (#34895 & #34896) are no longer covered under warranty. Estimated costs are:

F-450 Flat Bed (Co#34895)	$ 4,000
F-450 Flat Bed (Co# 34896)	$ 4,000
F-450 Flat Bed (Co# 37004)	$ 1,500
Sub-total	$ 9,500
Misc. parts & repairs	$ 1,500
Total	$ 11,000

524100 - VEHICLE INSURANCE (3) **$1,638**

This account covers the cost of allocated vehicle insurance. This figure provided by Risk Management.

Insurance	$ 546
Vehicles	x 3
Total	$ 1,638

524101 – COMPREHENSIVE INSURANCE **$854**

To cover the cost of Comprehensive Insurance (Inland Marine) for the following vehicles and equipment: F-450 #34895 ($220), F-450 #34896 ($220), F-450 #37004 ($220) and the Yale Fork Lift #37206 ($194) estimated at a total of $880 per year per Risk Management.

524201 - GENERAL TORT LIABILITY INSURANCE (6.3) FTE'S **$226**

To cover the cost of allocated general tort liability insurance for .50% of Collection and Recycling Center Coordinator and 8 part time recycling collectors. This figure provided by Risk Management.

524202 – SURETY BONDS **$0**

To cover the cost of surety bonds for full-time equivalent employees. 6.3 FTE's x $0 per FTE = $0. This figure provided by Risk Management. This is a non-surety bond year.

5250006 – GPS MONITORING CHARGES **$910**

To cover the cost of monthly vehicle GPS monitoring charges for the F-450 #34895, F-450 #34896, F-450 #37004 and Yale Forklift #37206.

4 @ $18.95/month = $75.80
12 months @ $75.80 = $909.60

525030- -800 MHZ RADIO SERVICE CHARGE **$1,764**

This account covers the cost for three (3) 800 MHz Radios

Service for three (3) 800 MHz Radios @ $49.00 each	$	147.00
Month	x	12
Total	$	1,764.00

525031 - 800 MHZ RADIO MAINTENANCE **$334**

This account covers the cost for yearly maintenance of three (3) 800 MHz Radios @ $111.09 each
Total = $333.27 or $334

525400 - GAS, FUEL & OIL **$27,543**

This account covers the cost for gas/diesel fuel for vehicles and equipment assigned to this department. **Fleet Services has proposed a budget cost of $ 2.85/gal. for diesel this FY.**

Ford Flat Bed Co #34895	$	9,405
F-450 Flat Bed Co #34896	$	9,405
F-450 Flat Bed Co. #37004	$	7,125
Yale Fork Lift Co # 37206	$	513
Urea	$	375
Misc. equip. (compressor, welder)	$	720
Total	**$**	**27,543**

525600 - UNIFORMS & CLOTHING **$4,146**

This account covers the cost for eight employees that are required to wear uniforms to identify themselves as County employees, while working directly with the public. Safety apparatus must be worn, due to some of the hazardous conditions the employees are exposed. After the initial purchase for all employees, items such as winter jackets, rain coats, pants, and belts will only be purchased on an as needed basis each year.

Safety Shoes	8 Pair @ $125.00	$	1,000.00
Winter Jacket	8 @ $48.24	$	385.92
Raincoat	8 @ $62.00	$	496.00
Shirt – Short Sleeve	32 @ $14.50	$	464.00
Shirt – Long Sleeve	32 @ $14.50	$	464.00
Sweatshirt Hood w/zipper	24 @ $15.00	$	360.00
Work Pants	32 @ $14.54	$	465.28
Belt	8 @ $13.54	$	108.32
Summer Caps	12 @ $7.50	$	90.00
County Patch	16 @ $1.50	$	24.00
Sewing on Patch	16 @ $0.80	$	12.80
S.C. Sales tax @ 7%		$	275.13
Total		**$**	**4,145.45**

530100 - DEPRECIATION **$60,000**

This cost will cover the depreciation of vehicles and equipment.

538000 - CLAIMS & JUDGMENTS (LITIGATION) **$100**

This account will cover any cost that may occur that are lower than the deductible of our insurance.

SECTION VI. D. – CAPITAL LINE ITEM NARRATIVES

CAPITAL REQUEST

540000 - SMALL TOOLS AND MINOR EQUIPMENT **$1,000**

This account will cover the cost for any small tools and minor equipment that falls below the $500 capital cost limit. This also includes replacement items not stocked at Central Warehouse such as wrenches, ratchets, sockets, battery packs, and portable air compressors.

5AG000 – SIGNS **$2,000**

This account will cover the cost of signs, banners and sign materials for electronic recycling events and for the electronic waste building (directional and informational). This amount includes costs for signposts, brackets and other hardware necessary for the installation of signs and hanging of banners.

5AG000 – EXPAND MATTRESS/E-WASTE LOADING DOCK **$26,000**

This account will cover the cost to expand the existing mattress/e-waste loading dock. The existing loading dock can accommodate up to five trailers and currently there are five trailers on site at all times. The five trailers that are on site include two e-waste trailers, two mattress trailers and one textile trailer. Our current dock is at capacity and with the increase in recycling, the additional dock space is necessary to add trailers.

5AG000 – FLUORESCENT BULB RECYCLING PROGRAM EQUIPMENT **$6,593**

This account will cover the cost of a Bulb Eater 3 machine and accessories to crush CFL and fluorescent bulbs to be recycled. The crusher will be used as part of the contracted services program for fluorescent bulb recycling. Utilizing the crusher and barrels to package collected bulbs will save space and money.

Bulb Eater 3	1 @ $ 5,026.50	$ 5,026.50
U-Tube/CFL Chute	1 @ $ 375.00	$ 375.00
Drum Dolly	1 @ $ 125.00	$ 125.00
Filter Kit	1 @ $ 235.00	$ 235.00
Shipping	1 @ $ 400.00	$ 400.00
S.C. Sales Tax		$ 431.31
	Total	$ 6,592.81

5AG000 – (1000) 6-GALLON RECYCLING BINS **$7,212**

This account will cover the cost of purchasing (1000) 6-gallon recycling bins to be distributed to Lexington County residents as part of the targeted recycling education program. The bins will be used to educate residents on recycling practices, as well as provide a tool for the residents to collect and transport recyclables to the Collection and Recycling Centers.

Multi Recycler – 6 Gallon	1000 @ $ 6.09	$ 6,090.00
Shipping		$ 650.00
S.C. Sales Tax		$ 471.80
	Total	$ 7,211.80

COUNTY OF LEXINGTON
SOLID WASTE MANAGEMENT
Annual Budget
Fiscal Year 2015-16

Fund: 5700
Division: Public Works-Solid Waste
Organization: 121299 - Solid Waste / Non-Departmental

Object Code	Expenditure Classification	2013-14 Expenses	2014-2015 Expenses (Dec)	2014-2015 Amended (Dec)	BUDGET 2015-2016 Requested	2015-2016 Recommend	2015-2016 Approved
	Personnel						
511112	FICA Cost - Salary Adjustment	0	0	0	2,653		
511113	State Retirement - Sal. Adjustment	0	0	0	3,836		
511125	Post Employment Contribution - OPEB	0	0	0	0		
511130	Workers Compensation - Sal. Adjustment	0	0	0	3,454		
519901	Salaries & Wages Adjustment Account	0	0	0	34,676		
	*** Total Personnel**	**0**	**0**	**0**	**44,619**	**0**	**0**
	Operating Expenses						
525400	Gas, Fuel, & Oil	0	0	0	0		
529903	Contingency	0	0	3,397,685	0		
	*** Total Operating**	**0**	**0**	**3,397,685**	**0**	**0**	**0**
	**** Total Personnel & Operating**	**0**	**0**	**3,397,685**	**44,619**	**0**	**0**
	Transfers						
815701	Op Trn to Solid Waste Post Closure	4,529,815	0	0	0		
	**** Total Transfers**	**4,529,815**	**0**	**0**	**0**	**0**	**0**
	Capital						
	**** Total Capital**	**0**	**0**	**0**	**0**	**0**	**0**
	***** Total Expenses**	**4,529,815**	**0**	**3,397,685**	**44,619**	**0**	**0**

SECTION V. - PROGRAM OVERVIEW

Summary of Programs:

Program – Non-Departmental

Program: Non-Departmental

Objectives:

This program is being requested to provide backup for potential salary adjustment and Department contingency.

SECTION VI. – LINE ITEM NARRATIVES

SECTION VI. B. – LISTING OF POSITIONS

Requested Personnel Budget: (Estimated (3) percent increase on existing Salary Total $1,155,875)

511112 - FICA COSTS – SALARY ADJUSTMENT	**$2,653**
511113 - STATE RETIREMENT (L/S)	**$3,836**
511130 - WORKERS COMPENSATION (1.0 FTE)	**$3,454**
519901–SALARIES&WAGESADJUSTMENTACCOUNT	**$34,676**

SECTION VI. C. – OPERATING LINE ITEM NARRATIVES

529903 – CONTINGENCY	**$0**

COUNTY OF LEXINGTON
SW POST CLOSURE SINKING FUND
Annual Budget
Fiscal Year - 2015-16

Object Code	Revenue Account Title	Actual 2013-14	Received Thru Dec 2014-15	Amended Budget Thru Dec 2014-15	Projected Revenues Thru Jun 2014-15	Requested 2015-16	Recommend 2015-16	Approved 2015-16
	*** SW Post Closure Sinking Fund 5701:**							
	Revenues:							
461000	Investment Interest	1,637	4,103	1,600	1,600	1,600		
805700	Op Trn from Solid Waste	4,622,453	87,677	87,677	87,677	92,548		
	**** Total Revenue**	**4,624,090**	**91,780**	**89,277**	**89,277**	**94,148**	**0**	**0**
	*****Total Appropriation**				913,384	0	0	0
	Contingency				30,441			
	FUND BALANCE Beginning of Year - cash				5,323,283	4,529,617	4,529,617	4,529,617
	FUND BALANCE - Projected End of Year - cash				4,529,617	4,623,765	4,529,617	4,529,617

Fund: 5701
Division: Public Works
Organization: 121204 - Solid Waste / Landfill Operations

Object Code	Expenditure Classification	2013-14 Expend	2014-15 Expend (Dec)	2014-15 Amended (Dec)	*BUDGET* 2015-16 Requested	2015-16 Recommend	2015-16 Approved
	Operating Expenses						
520612	Closure/PostClosure Care Cost	(405,823)	0	798,656			
529903	Contingency	0	0	30,441			
	*** Total Operating**	**(405,823)**	**0**	**829,097**	**0**	**0**	**0**
	****Total Personnel & Operating**	**(405,823)**	**0**	**829,097**	**0**	**0**	**0**
	Capital						
599999	Capital Clearing	0	0	0			
	All Other Equipment	6,040	0	84,287			
	****Total Capital**	**6,040**	**0**	**84,287**	**0**	**0**	**0**
	**** Total Budget Appropriation**	**(399,783)**	**0**	**913,384**	**0**	**0**	**0**

Solid Waste Closure/Post Closure Sinking Fund
Summary – FY 2015-2016

		FY2015-16
-	Closure (Cell One)	$ 60,254
-	Post Closure (Cell One)	32,294
	Total	$ 92,548

LEXINGTON COUNTY - Solid Waste Management

CAPACITY PROJECTION - EDMUND C&D LANDFILL

Budget Estimate for Closure/PostClosure

Fiscal Year	Edmund C&D Landfill Tonnage	Landfill Life In Years	
Available Capacity - Tons(1)	832,000	9.24	
Disposed FY 2004/2005 (2)	31,250		
Capacity as of 7/01/05	800,750	8.90	
Disposed FY 2005/2006	70,483		
Capacity as of 7/01/06	730,267	8.11	
Disposed FY 2006/2007	78,367		
Capacity as of 7/01/07	651,900	7.24	
Disposed FY 2007/2008	70,785		
Capacity as of 7/01/08	581,115	6.46	
Disposed FY 2008/2009	66,428		
Capacity as of 7/01/09	514,687	5.72	
Disposed FY 2009/2010	64,916		
Capacity as of 7/01/10	449,771	5.00	
Disposed FY 2010/2011	62,740		
Capacity as of 7/01/11	387,031	4.30	
Disposed FY 2011/2012	58,733		
Capacity as of 7/01/12	328,298	3.65	
Disposed FY 2012/2013	54,863		
Capacity as of 7/01/13	273,435	3.04	
Disposed FY 2013/2014	54,096		
Capacity as of 7/01/14	219,339	2.44	
Disposed FY 2014/2015	52,325		Estimate
Capacity as of 7/01/15	167,014	1.86	
Disposed FY 2015/2016	52,000		Estimate
Capacity as of 7/01/16	115,014	1.28	
Disposed FY 2016/2017			
Capacity as of 7/01/17	115,014	1.28	
Disposed FY 2017/2018			
Capacity as of 7/01/18	115,014	1.28	
Disposed FY 2018/2019	0		
Capacity as of 7/01/19	115,014	1.28	
Disposed FY 2019/2020	0		
Capacity as of 7/01/20	115,014	1.28	

(1) Capacity based on February 2005 Engineering Topo - Alliance Engineering Revised Feb 2012 based on 1,300 lbs/cubic yard

(2) Tonnage is for the remaining portion of the year - February 2005 to June 2005
Feb-12

SOLID WASTE MANAGEMENT CLOSURE

	FY 2008/2009	FY 2009/2010	FY 2010/2011	FY 2011/2012	FY 2012/2013	FY 2013/2014
ESTIMATED CLOSURE COSTS	$976,750	$976,750	$976,750	$976,750	$976,750	$976,750
Less Current Expenditures	$0	$0	$0	$0	$0	$0
Balance Closure Costs	$976,750	$976,750	$976,750	$976,750	$976,750	$976,750
BEGINNING LIFE IN YRS	9.24	9.24	9.24	9.24	9.24	9.24
COST PER YEAR	$105,708.87	$105,708.87	$105,708.87	$105,708.87	$105,708.87	$105,708.87
NUMBER OF LIFE YEARS REMAINING	5.72	5.00	4.30	3.65	3.04	2.44
MONTH	June 30,2009	June 30,2010	June 30,2011	June 30,2012	June 30,2013	June 30,2014
NUMBER OF YEARS OF LANDFILL LIFE USED	3.52	4.24	4.94	5.59	6.2	6.8
TOTAL CLOSURE/POST CLOSURE COST ALLOCATION TO BE ACCUMULATED 5701 SINKING FUND	$372,095	$448,206	$522,202	$590,913	$655,395	$718,820
ORIGINAL ALLOCATION FROM GENERAL FUND	$300,000	$300,000	$300,000	$300,000	$300,000	$300,000
BALANCE REQUIRED	$72,095	$148,206	$222,202	$290,913	$355,395	$418,820
LESS PREVIOUS ADDITION TO FUND 5701	$0	($74,005)	($102,727)	($125,105)	($363,762)	($363,762)
		(1)	(2)	(3)	(4)	(4)
AMOUNT ADDED TO FUND 5701 CURRENT FISCAL YEAR	$0	$74,201	$119,475	$165,808	-$8,367	$55,058

(1) Addition based on Budget estimate 2/20/09
(2) Addition based on Budget estimate 2/15/10 - previous year $74,005 + Current year $28,722 = $102,727
(3) Addition based on Budget estimate 1/20/11 - previous years $102,727 + Current Year $22,378 = $125,015
(4) Addition based on Budget estimate 2/9/12 - previous years $125,015 + Current Year $238,747 = $363,762

SOLID WASTE MANAGEMENT CLOSURE
February 6, 2015

	FY 2014/2015	FY 2015/2016	FY 2016/2017	FY 2017/2018	FY 2018/2019	FY 2019/2020
ESTIMATED CLOSURE COSTS	$976,750	$976,750	$976,750	$976,750	$976,750	$976,750
Less Current Expenditures	$0	$0	$0	$0	$0	$0
Balance Closure Costs	$976,750	$976,750	$976,750	$976,750	$976,750	$976,750
BEGINNING LIFE IN YRS	9.24	9.24	9.24	9.24	9.24	9.24
COST PER YEAR	$105,708.87	$105,708.87	$105,708.87	$105,708.87	$105,708.87	$105,708.87
NUMBER OF LIFE YEARS REMAINING	1.86	1.28				
MONTH	June 30,2015	June 30,2016	June 30,2017	June 30,2018	June 30,2019	June 30,2020
NUMBER OF YEARS OF LANDFILL LIFE USED	7.38	7.96				
TOTAL CLOSURE/POST CLOSURE COST ALLOCATION TO BE ACCUMULATED 5701 SINKING FUND	$780,131	$841,443				
ORIGINAL ALLOCATION FROM GENERAL FUND	$300,000	$300,000				
BALANCE REQUIRED	$480,131	$541,443				
LESS PREVIOUS ADDITION TO FUND 5701	($424,106)	($481,189)				
	(5)	(6)	(7)	(8)	(9)	(10)
AMOUNT ADDED TO FUND 5701 CURRENT FISCAL YEAR	$56,025	$60,254	$0			

(5) Addition based on Budget estimate 2/9/13 - previous years $363,762 + Current Year $60,344 = $424,106
(6) Addition based on Budget estimate 2/9/14 - previous years $424,106 + Current Year $57,083 = $481,189

SOLID WASTE MANAGEMENT POST CLOSURE

	FY 2008/2009	FY 2009/2010	FY 2010/2011	FY 2011/2012	FY 2012/2013	FY 2013/2014
ESTIMATED CLOSURE POST CLOSURE COSTS	$523,500	$523,500	$523,500	$523,500	$523,500	$523,500
Less Current Expenditures	$0	$0	$0	$0	$0	$0
Balance Closure Costs	$523,500	$523,500	$523,500	$523,500	$523,500	$523,500
BEGINNING LIFE IN YRS	9.24	9.24	9.24	9.24	9.24	9.24
COST PER YEAR	$56,655.84	$56,655.84	$56,655.84	$56,655.84	$56,655.84	$56,655.84
NUMBER OF LIFE YEARS REMAINING	5.72	5.00	4.30	3.65	3.04	2.44
MONTH	June 30,2009	June 30,2010	June 30,2011	June 30,2012	June 30,2013	June 30,2014
NUMBER OF YEARS OF LANDFILL LIFE USED	3.52	4.24	4.94	5.59	6.2	6.8
TOTAL CLOSURE/POST CLOSURE COST ALLOCATION TO BE ACCUMULATED 5701 SINKING FUND	$199,429	$240,221	$279,880	$316,706	$351,266	$385,260
ORIGINAL ALLOCATION FROM GENERAL FUND	$0	$0	$0	$0	$0	$0
BALANCE REQUIRED	$199,429	$240,221	$279,880	$316,706	$351,266	$385,260
LESS PREVIOUS ADDITION TO FUND 5701	$0	$0	$0	$0	$0	($355,799)
AMOUNT ADDED TO FUND 5701 CURRENT FISCAL YEAR	$0	$0	$0	$0	$351,266	$29,461

(1) Addition based on Budget estimate 2/9/12

SOLID WASTE MANAGEMENT POST CLOSURE
February 7, 2014

	FY 2014/2015	FY 2015/2016	FY 2016/2017	FY2017/2018	FY2018/2019	FY2019/2020
ESTIMATED CLOSURE POST CLOSURE COSTS	$523,500	$523,500	$523,500	$523,500	$523,500	$523,500
Less Current Expenditures	$0	$0	$0	$0	$0	$0
Balance Closure Costs	$523,500	$523,500	$523,500	$523,500	$523,500	$523,500
BEGINNING LIFE IN YRS	9.24	9.24	9.24	9.24	9.24	9.24
COST PER YEAR	$56,655.84	$56,655.84	$56,655.84	$56,655.84	$56,655.84	$56,655.84
NUMBER OF LIFE YEARS REMAINING	1.86	1.28				
MONTH	June 30,2015	June 30, 2016	June 30, 2017	June 30, 2018	June 30, 2019	June 30, 2020
NUMBER OF YEARS OF LANDFILL LIFE USED	7.38	7.96				
TOTAL CLOSURE/POST CLOSURE COST ALLOCATION TO BE ACCUMULATED 5701 SINKING FUND	$418,120	$450,981				
ORIGINAL ALLOCATION FROM GENERAL FUND	$0	$0				
BALANCE REQUIRED	$418,120	$450,981				
LESS PREVIOUS ADDITION TO FUND 5701	($388,093)	($418,687)				
	(2)	(3)				
AMOUNT ADDED TO FUND 5701 CURRENT FISCAL YEAR	$30,027	$32,294				

(2) Addition based on Budget estimate 2/9/12 - previous year $355,799 + Current year $32,294 = $388,093
(3) Addition based on Budget estimate 2/9/14 - previous year $388,093 + Current year $30,594 = $418,687

COUNTY OF LEXINGTON
SOLID WASTE TIRES
Annual Budget
Fiscal Year - 2015-16

Object Code	Revenue Account Title	Actual 2013-14	Received Thru Dec 2014-15	Amended Budget Thru Dec 2014-15	Projected Revenues Thru Jun 2014-15	Requested 2015-16	Recommend 2015-16	Approved 2015-16
	***Solid Waste Tire 5710:**							
	Revenues:							
422000	Landfill - Tires	100,633	59,989	99,800	104,628	105,000		
461000	Investment Interest	445	201	300	300	300		
	**** Total Revenue**	101,078	60,190	100,100	104,928	105,300	0	0
	*****Total Appropriation**				119,018	100,175	0	0
	Noncash Expenses:							
	Depreciation							
	FUND BALANCE							
	Beginning of Year (Fund Bal. minus F/A)				272,881	258,791	258,791	258,791
	FUND BALANCE - Projected End of Year				258,791	263,916	258,791	258,791

Fund: 5710
Division: Public Works
Organization: 121204 - Solid Waste / Landfill Operations

Object Code	Expenditure Classification	2013-14 Expend	2014-15 Expend (Dec)	2014-15 Amended (Dec)	***BUDGET*** 2015-16 Requested	2015-16 Recommend	2015-16 Approved
	Operating Expenses						
520100	Contracted Maintenance	9,889	5,564	11,163	13,701		
520240	Tire Disposal	33,049	14,456	32,250	32,250		
522100	Heavy Equipment Rep. & Maint.	17,599	34,051	45,904	45,904		
522300	Vehicle Repairs & Maintenance	558	0	2,000	2,000		
524101	Comprehensive Insurance	0	0	0	2,592		
525006	GPS Monitoring Charge	18	114	228	228		
525400	Gas, Fuel, & Oil	0	0	0	0		
529903	Contingency	0	0	0	0		
530100	Depreciation Expense	2,002	0	3,000	3,000		
590300	Loss on Disposal of Fixed Assets	0	0	0	0		
	*** Total Operating**	**63,115**	**54,185**	**94,545**	**99,675**	**0**	**0**
	****Total Personnel & Operating**	**63,115**	**54,185**	**94,545**	**99,675**	**0**	**0**
	Capital						
540000	Small Tools & Minor Equipment	106	0	500	500		
599999	Capital Clearing	(6,027)	0	0	0		
	All Other Equipment	6,027	0	23,973	0		
	****Total Capital**	**106**	**0**	**24,473**	**500**	**0**	**0**
	**** Total Budget Appropriation**	**63,221**	**54,185**	**119,018**	**100,175**	**0**	**0**

SECTION IV

COUNTY OF LEXINGTON

Capital Item Summary
Fiscal Year - 2015-2016

Fund # 5700 Fund Title: Solid Waste Management
Organization # 121204 Organization Title: Solid Waste/ State Tire
Program # Program Title: State Tire

Qty	Item Description	***BUDGET*** 2015-2016 Requested Amount
1	Small Tools & Minor Equipment	500

** **Total Capital (Transfer Total to Section I and IA)** **500**

SECTION V – PROGRAM OVERVIEW

Summary of Programs:

Program 1 – State Tire Fund

Program 1: Waste Tire Disposal

Objectives:

This program is for the disposal of all waste tires. The State Tire Fund is received on a quarterly basis and provides the funds for this account. Whole tires are banned from Landfills, per South Carolina Department of Health and Environmental Control, Solid Waste Policy and Management Act. In order to properly dispose of tires we contract with an outside vendor to pickup and recycle the waste tire collected at the Edmund Landfill. In addition to contractual service, the State Tire Fund also allows for the purchase of all tools and equipment necessary for this operation.

SERVICE LEVELS

Service Level Indicators

Service Levels Tire Disposal	**Actual FY 12/13**	**Actual FY 13/14**	**Estimated FY 14/15**	**Projected FY 15/16**
Tons	502	451	475	500

SECTION VI. – LINE ITEM NARRATIVES

SECTION VI. A. – SUMMARY OF REVENUES

SECTION VI. B. – LISTING OF POSITIONS

SECTION VI. C. – OPERATING LINE ITEM NARRATIVES

520300 – CONTRACTED MAINTENANCE **$13,701**

This account will cover the expenditures for one year for one (1) Front-end Loader to include Total Maintenance & Repair (TM&R) for mechanical and general maintenance and fire protection system. This piece of equipment is serviced every 500 operating hours for (TM&R) and the monthly cost is a set price to cover all maintenance, except for ground engaging tools

Co. # 00000 Caterpillar 938H Front-End Loader Serviced by Blanchard Machinery

Total Maintenance & Repair (TM&R) per month.	$ 1,275.00
	x 4
S.C. SALE TAX @ 7%	$ 357.00
Total TM&R	$ 5,457.00
Fire protection inspection (quarterly)	$187.25
	x .4
S.C. sale tax @7%	$ 52.43
Total inspection	$ 801.43
Estimated replacement parts for the fire protection system & auto lube	$ 1,500.00
Total TM&R 938H Loader	$ 7,758.43

Co. # 37213 John Deere 624 Front-End Loader Serviced by Flint.

Total Maintenance & Repair (TM&R) per month.	$ 694.17
	x 8
S.C. SALE TAX @ 7%	$ 388.74
Total TM&R 624 Loader	$ 5,942.10
TOTAL TM&R – CONTRACTED MAINTENANCE	$ 13,700.53

520240 - TIRE DISPOSAL SERVICES **$32,250**

This account is to cover the cost of disposing waste tires. Whole tires are banned from Landfills, per SCDHEC. In order to dispose of tires the only alternative is to ship them to a local vendor for recycling.

Total Estimated: 500 tons x $64.50/ton = $32,250

522100 - HEAVY EQUIPMENT REPAIR & MAINTENANCE **$45,904**

This account is to cover the cost of replacement tires and other repairs not covered under the TM&R for the 2015 Front End Loader. Replacement Tires-$33,904 + Estimated Replacement Parts-$12,000 = $45,904

522300 - VEHICLE REPAIRS & MAINTENANCE **$2,000**

This account is to cover the cost of repairs as needed for the 1998 Freightliner Boom Truck Co # 20311.

524101 - COMPREHENSIVE INSURANCE **$2,592**

This account is for insurance to cover: Inland, Marine, Fire, Vandalism, etc. of Heavy Equipment used in the Tire disposal operations. Costs based on projections provided by Risk Management.

525006 – GPS MONITORING CHARGES **$228**

This account covers cost for GPS monitoring and activation.

Monitoring For 1 Units	$	18.95
Month	x	12
Total	$	227.40

530100 - DEPRECIATION **$3,000**

This cost will cover the depreciation of our equipment, as provided by the Finance Department

SECTION VI. D. – CAPITAL LINE ITEM NARRATIVES

CAPITAL REQUEST

540000 - SMALL TOOLS & MINOR EQUIPMENT **$500**

These funds will be used to purchase small tools and minor equipment to maintain Loader and Boom Truck.

COUNTY OF LEXINGTON
SOLID WASTE DHEC MANAGEMENT GRANT
Annual Budget
Fiscal Year - 2015-16

Object Code	Revenue Account Title	Actual 2013-14	Received Thru Dec 2014-15	Amended Budget Thru Dec 2014-15	Projected Revenues Thru Jun 2014-15	Requested 2015-16	Recommend 2015-16	Approved 2015-16
	***Solid Waste DHEC Management Grant 5720:**							
	- Reimbursement Grant -							
	Revenues:							
458000	State Grant Income	37,399	14,017	10,000	10,000	10,000		
461000	Investment Interest	0	0	0	0	0		
	**** Total Revenue**	37,399	14,017	10,000	10,000	10,000	0	0
	*****Total Appropriation**				10,000	10,000	0	0
	FUND BALANCE Beginning of Year				1,444	1,444	1,444	1,444
	FUND BALANCE - Projected End of Year				1,444	1,444	1,444	1,444

Fund: 5720
Division: Public Works
Organization: 121207 - Solid Waste / Recycling

Object Code	Expenditure Classification	2013-14 Expend	2014-15 Expend (Dec)	2014-15 Amended (Dec)	***BUDGET*** 2015-16 Requested	2015-16 Recommend	2015-16 Approved
	Personnel						
	*** Total Personnel**	**0**	**0**	**0**	**0**	**0**	**0**
	Operating Expenses						
520239	E-Waste Recycling	37,399	0	0	0		
520300	Professional Services	0	0	5,000	10,000		
521200	Operating Supplies	0	0	0	0		
	*** Total Operating**	**37,399**	**0**	**5,000**	**10,000**	**0**	**0**
	****Total Personnel & Operating**	**37,399**	**0**	**5,000**	**10,000**	**0**	**0**
	Capital						
599999	Capital Clearing	0	0	0	0		
	All Other Equipment	0	4,893	5,000	0		
	****Total Capital**	**0**	**4,893**	**5,000**	**0**	**0**	**0**
	**** Total Budget Appropriation**	**37,399**	**4,893**	**10,000**	**10,000**	**0**	**0**

SECTION V. – PROGRAM OVERVIEW

Summary of Program

DHEC Solid Waste Management Grant

Objective:

This program is a proposed grant application with South Carolina Department of Health and Environmental Control (DHEC). DHEC is offering grant funds for programs that demonstrably impact the recycling rate through increased collection and recycling. The proposed grant request would help Lexington County expand and improve its recycling program.

SECTION VI. A. – LINE ITEM NARRATIVES

SECTION VI. B. – SUMMARY OF REVENUES

458000 – STATE GRANT INCOME **$10,000**

SECTION VI. B – LISTING OF POSITIONS

SECTION VI. C. OPERATING LINE ITEM NARRATIVES

520300 - PROFESSIONAL SERVICES **$ 10,000**

Grant funds will be used to help improve recycling program's efficiency and increase recycling rate.

COUNTY OF LEXINGTON
SOLID WASTE TIRE GRANT
Annual Budget
Fiscal Year - 2015-16

Object Code	Revenue Account Title	Actual 2013-14	Received Thru Dec 2014-15	Amended Budget Thru Dec 2014-15	Projected Revenues Thru Jun 2014-15	Requested 2015-16	Recommend 2015-16	Approved 2015-16
	*** Waste Tire Grant 5721:**							
	- Reimbursement Grant -							
	Revenues:							
458000	State Grant Income	355	355	3,750	3,750	3,750		
461000	Investment Interest	0	0	0	0	0		
	**** Total Revenue**	355	355	3,750	3,750	3,750	0	0
	*****Total Appropriation**				3,750	3,750	0	0
	FUND BALANCE							
	Beginning of Year				215	215	215	215
	FUND BALANCE - Projected							
	End of Year				215	215	215	215

Fund: 5721
Division: Public Works
Organization: 121207 - Solid Waste / Recycling

Object Code	Expenditure Classification	2013-14 Expend	2014-15 Expend (Dec)	2014-15 Amended (Dec)	***BUDGET*** 2015-16 Requested	2015-16 Recommend	2015-16 Approved
	Operating Expenses						
520400	Advertising & Publicity	0	0	0	0		
521213	Public Education Supplies	0	0	3,000	3,000		
525210	Conference, Meeting & Training Expenses	355	750	750	750		
	*** Total Operating**	**355**	**750**	**3,750**	**3,750**	**0**	**0**
	****Total Personnel & Operating**	**355**	**750**	**3,750**	**3,750**	**0**	**0**
	Capital						
	All Other Equipment	0	0	0	0		
	****Total Capital**	**0**	**0**	**0**	**0**	**0**	**0**
	**** Total Appropriation**	**355**	**750**	**3,750**	**3,750**	**0**	**0**

SECTION V – PROGRAM OVERVIEW

Summary of Program

DHEC Waste Tire Grant

Objective:

This program is a proposed grant application with South Carolina Department of Health and Environmental Control (DHEC).

The funds will be used to educate the public about proper tire disposal. Funds will also be used to send staff to the Carolina Recycling Annual Conference or the SWANA Annual conference to promote professional development.

SECTION VI. – LINE ITEM NARRATIVES

SECTION IV. A. – SUMMARY OF REVENUES

458000 – STATE GRANT INCOME **$3,750**

SECTION VI. B – LISTING OF POSITIONS

SECTION VI. C. OPERATING LINE ITEM NARRATIVES

521213 PUBLIC EDUCATION SUPPLIES **$3,000**

Funds to cover the purchase of educational supplies, brochures, etc.

525210 CONFERENCE AND MEETING EXPENSES **$750**

Funds to cover the cost for staff to attend the Carolina Recycling Association's annual conference or other professional development.

COUNTY OF LEXINGTON
DHEC USED OIL GRANT
Annual Budget
Fiscal Year - 2015-16

Object Code	Revenue Account Title	Actual 2013-14	Received Thru Dec 2014-15	Amended Budget Thru Dec 2014-15	Projected Revenues Thru Jun 2014-15	Requested 2015-16	Recommend 2015-16	Approved 2015-16
	***DHEC Used Oil Grant 5722:**							
	- Reimbursement Grant -							
	Revenues:							
458000	State Grant Income	7,704	2,245	16,850	16,850	16,850		
805700	Op Trn from Solid Waste	0	0	0	0	0		
	**** Total Revenue**	7,704	2,245	16,850	16,850	16,850	0	0
	*****Total Appropriation**				16,850	16,850	0	0
	FUND BALANCE							
	Beginning of Year				(221)	(221)	(221)	(221)
	FUND BALANCE - Projected							
	End of Year				(221)	(221)	(221)	(221)

Fund: 5722
Division: Public Works
Organization: 121207 - Solid Waste / Recycling

Object Code	Expenditure Classification	2013-14 Expend	2014-15 Expend (Dec)	2014-15 Amended (Dec)	*BUDGET* 2015-16 Requested	2015-16 Recommend	2015-16 Approved
	Operating Expenses						
520400	Advertising and Publicity	1,687	0	3,000	3,000		
521200	Operating Supplies	5,680	2,719	11,100	11,100		
521213	Public Education Supplies	0	0	2,000	2,000		
525210	Conference, Meeting & Training Expense	558	750	750	750		
	*** Total Operating**	**7,925**	**3,469**	**16,850**	**16,850**	**0**	**0**
	****Total Personnel & Operating**	**7,925**	**3,469**	**16,850**	**16,850**	**0**	**0**
	Capital						
599999	Capital Clearing	(3,353)	0	0	0		
	All Other Equipment	3,353	0	0	0		
	****Total Capital**	**0**	**0**	**0**	**0**	**0**	**0**
	**** Total Appropriation**	**7,925**	**3,469**	**16,850**	**16,850**	**0**	**0**

SECTION V – PROGRAM OVERVIEW

Summary of Programs

DHEC Used Oil Recycling Grant

Objective:

This program is a proposed grant application with South Carolina Department of Health and Environmental Control (DHEC). Funding is being requested to purchase used oil bottle bags, Oil Dri, and oil spill containment platforms. Funding will also be used to maintain and upgrade our used oil collection recycling program by educating our residents through newspaper, billboard and online promotions.

Finally, funding will be used to send staff to the Carolina Recycling Association Conference.

SECTION VI. – LINE ITEM NARRATIVES

SECTION VI. A. – SUMMARY OF REVENUES

458000 – State Grant Income	**$16,850**

SECTION VI. B. – LISTING OF POSITIONS

SECTION VI. C. OPERATING LINE ITEM NARRATIVES

520400 - ADVERTISING AND PUBLICITY **$3,000**

(1) Advertisement in Neighbors section of The State newspaper promoting the county's used oil recycling program. (1 newspaper advertisement x $515.00 each = $515.00).

(1) Billboard advertisement placed within the county promoting the recycling of used motor oil. (1 billboard x $798.00 each = $798).

(1) Online advertisement campaign promoting used oil recycling seminars during the Green is Clean Month events. ($3,375 for 3 month minimum \ 2 (split with Public Works Water Consortium) = $1687.50)

521200 - OPERATING SUPPLIES **$11,100**

(20) Boxes of Oil Bottle Bags (Box of 100) x $380/Box = $7,600
These bags are used to line oil bottle recycling containers used for the collection and recycling of oil bottles from the County's 11 collection and recycling Centers.

(120) Bags of Oil Dry x $8/Bag = $960
Oil Dry is used at each of the County's 11 collection and recycling centers and the Edmund landfill to absorb both aggressive and non-aggressive fluids including oil, acid, paint, ink and water while reducing slipping accidents by keeping floors dry.

(8) Oil spill containment platforms x $188/each = $1,504
These platforms are used under the oil recycling containers to contain leaks or spilling for collected oil at the collection and recycling centers.

Additional funds will be used to purchase new equipment or repair existing equipment related to the collection and recycling of used oil.

521213 - PUBLIC EDUCATION **$2,000**

Funds to cover the purchase of educational supplies, brochures, etc.

525210 CONFERENCE AND MEETING EXPENSE **$750**

The $750 professional development allotment will be used toward staff attendance at the Carolina Recycling Association Annual Meeting.

COUNTY OF LEXINGTON
LEXINGTON COUNTY AIRPORT AT PELION
Annual Budget
FY 15-16 Estimated Revenue

Object Code	Revenue Account Title	Actual 2013-14	Received Thru Dec 2014-15	Amended Budget Thru Dec 2014-15	Projected Revenues Thru Jun 2014-15	Requested 2015-16	Recommend 2015-16	Approved 2015-16
	*** Lexington County Airport at Pelion 5800:**							
	Revenues:							
438430	Aviation Fuel Sales	71,221	31,134	118,527	118,527	95,550		
438431	Aviation Fuel Cost	(60,221)	(28,315)	(100,317)	(100,317)	(82,875)		
439900	Misc Fees, Permits, and Sales	5	0	0	0	0		
450000	Rental Income	22,877	10,350	60,150	60,150	60,150		
457001	FAA Funding (AIP)	0	0	0	0	0		
458003	State Aeronautics Funds	0	0	0	0	0		
461000	Investment Interest	1,021	507	1,000	1,000	1,000		
469900	Miscellaneous Revenue	1,536	0	0	0	0		
801000	Op Trn from General Fund	50,000	50,000	50,000	50,000	50,000		
822000	RET from Economic Development	0	0	0	0	0		
	Total Revenue	**86,439**	**63,676**	**129,360**	**129,360**	**123,825**		
Expenses:						4/1611		
	Total Personnel & Operating		4,031	5,506	31,055	~~41,357~~		
	Depreciation		82,158	0	82,206	82,206		
	***Total Expense**		**86,189**	**5,506**	**113,261**	~~123,563~~ 817		
Noncash Expenses:								
	Depreciation: Add Back In		82,158	0	82,206	82,206		
	Net Cash		**59,645**	**123,854**	**98,305**	**82,468**		
	Add back Contingency							
	FUND BALANCE Beginning - Cash/Fund Balance				434,421	532,726		
	FUND BALANCE End of Year - Projected - Cash/Fund Balance				532,726	615,194		

SECTION II

COUNTY OF LEXINGTON
Proposed Revenues
Fines, Fees, and Other
Budget FY - 2015-2016

Fund #: 5800 Fund Name: Lexington County Airport at Pelion

Organ. #: 580010 Organ. Name: Operations

Revenue Code	Fee Title	Actual Fees FY 2012-13	Actual Fees FY 2013-14	12/31/2014 Year-to-Date FY 2014-15	Anticipated Fiscal Year Total FY 2014-15	Budget: Units of Service	Budget: Current Fee	Budget: Current Total Estimated Fees FY 2015-16	Budget: Proposed Fee Change	Budget: Total Proposed Estimated Fees FY 2015-16
438430	Aviation Fuel Sales	$ 107,112	$ 71,221	$ 31,134	$ 118,527			$ 95,550		$ 95,550
438431	Aviation Fuel Costs	$ (98,932)	$ (60,221)	$ (28,315)	$ (100,317)			$ (82,875)		$ (82,875)
450000	Rental Income	$ 25,235	$ 22,877	$ 10,350	$ 60,150			$ 60,150		$ 60,150
461000	Investment Interest	$ 502	$ 1,021	$ 507	$ 1,000			$ 1,000		$ 1,000

COUNTY OF LEXINGTON
LEXINGTON COUNTY AIRPORT AT PELION
Annual Budget
Fiscal Year - 2015-16

Fund: 5800
Division: Airport
Organization: 580010 - Airport Administration

Object Code	Expenditure Classification	2013-14 Expend	2014-15 Expend (Dec)	2014-15 Amended (Dec)	BUDGET 2015-16 Requested	2015-16 Recommend	2015-16 Approved
	Personnel						
510300	Part Time - 1	0	0	0	0		
511112	FICA Cost	0	0	0	0		
511113	State Retirement	0	0	0	0		
511130	Workers Compensation	0	0	0	0		
					0		
	*** Total Personnel**	**0**	**0**	**0**	**0**		
	Operating Expenses						
520100	Contracted Maintenance	0	0	200	2,400		
520200	Contracted Services	1,200	1,200	5,000	5,000		
520400	Advertising & Publicity	0	0	100	100		
520500	Legal Services	1,815	0	3,000	300		
520702	Technical Currency and Support	0	0	0	919		
521000	Office Supplies	51	179	500	500		
521100	Duplicating	0	0	75	75		
521200	Operating Supplies	0	0	938	995		
522000	Building Repairs & Maintenance	703	141	5,000	5,000		
522200	Small Equipment Repair & Maintenance	(9,005)	28	5,000	5,000		
522201	Fuel Site Repair & Maintenance	737	0	825	1,000		
524000	Building Insurance	1,857	1,496	2,482	3,682		
525000	Telephone	228	114	300	300		
525210	Conference, Meeting & Training Expense	805	0	1,200	1,200		
525230	Subscriptions, Dues, & Books	35	35	35	40		
525240	Personal Mileage Reimbursement	0	0	200	200		
525390	Utilities - Lexington County Airport at Pelion	5,456	2,192	6,000	14,400		
526500	Licenses & Permits	200	300	200	500		
529903	Contingency	0	0	0	0		
530100	Depreciation Expense	82,158	0	82,206	82,206		
	*** Total Operating**	**86,240**	**5,685**	**113,261**	**123,817**		
	**** Total Personnel & Operating**	**86,240**	**5,685**	**113,261**	**123,817**		
	Capital						
540000	Small Tools & Minor Equipment	0	0	0	0		
540010	Minor Software	0	61	62	0		
	**** Total Capital**	**0**	**61**	**62**	**0**		
	***** Total Expenses**	**86,240**	**5,746**	**113,323**	**123,817**		

SECTION V. - PROGRAM OVERVIEW

Program: **Lexington County Airport at Pelion**

Mission Statement and Objectives:

The mission of the airport is to provide a functional airstrip for use by recreational pilots as well as corporate and/or commercial pilots. The existing facilities include hangars and self-service aviation fuel (100LL) along with a terminal building. The fuel is set at a competitive rate and the terminal building is is currently unmanned.

Planned improvements to the runway will make it more attractive to recreational pilots and could potentially draw commercial development or corporate businesses into the area. The design phase of the widening and strengthening of the runway began in the Fall of 2014. The current runway is 60 feet wide and after construction it will be 75 feet wide. The construction is estimated to begin during FY 2017 and completion could take 1 to 3 years depending on phasing of the project and available funding.

SECTION VI – LINE ITEM NARRATIVES

SECTION VI.A - LISTING OF REVENUES

438430 – AVIATION FUEL SALES **$95,550**

Estimated fuel sales for FY 2015-16

525410 – AVIATION OPERATIONS FUEL EXPENSES **($82,875)**

Estimated fuel costs for FY 2015-16

450000 – RENTAL INCOME **$60,150**

Ten (10) 42' x 32' T-Hangar leases @ $233.50/month x 12 months =	$28,020
Ten (10) 42'[x 33' Hangar leases @ $186.50/month x 12 months =	$22,380
One (1) 36' x 44' Hangar lease @ $212.50/month x 12 months =	$2,550
One (1) 60' x 60' Hangar lease @ $600/month x 12 months =	$7,200
Total Hangar/Rental Revenue =	$60,150

801000 – OP TRN FROM GENERAL FUND **$50,000**

General Fund amount required = $50,000

461000 – INTEREST INCOME **$1,000**

Interest Income = $1,000

SECTION VI.C. OPERATING LINE ITEM NARRATIVES

5202100 – CONTRACTED MAINTENANCE **$2,400**

Maintenance agreement covering overhead hangar doors for biannual inspection:
12 doors @ $100 each x 2 visits = $2,400.00

520200 – CONTRACTED SERVICES **$5,000**

To cover the cost of tree removal on an as-needed basis and for miscellaneous testing for compaction, etc on Airport projects.

520400 - ADVERTISING & PUBLICITY **$100**

This appropriation covers the cost of advertising for T-Hangar rental and upcoming events at the Airport.

520500 – LEGAL SERVICES **$300**

County Attorney services for assistance with items such as hangar contract advice, grant acceptance document review and assisting with legal procedures.

520702 – TECHNICAL CURRENCY & SUPPORT **$919**

To cover the annual support cost for the processing terminal used with self-service 100 LL fuel pump.

521000 - OFFICE SUPPLIES **$500**

To cover routine office supplies (i.e. paper, pens, file folders, etc.).

521100 - DUPLICATING **$75**

This appropriation covers the cost of making copies of invoices, forms, grant applications, etc.

521200 – OPERATING SUPPLIES **$995**

To cover the cost of general operating supplies such as beacon bulbs ($30/ea), glass lenses for runway and taxiway lights ($20/ea), replacement lamps for runway/taxiway lights ($12.50/ea), and breakaway couplings ($8.25/ea).

522000 – BUILDING REPAIRS & MAINTENANCE **$5,000**

To cover the cost of general building repairs and routine maintenance of the terminal building and hangars.

522200 – SMALL EQUIPMENT REPAIR & MAINTENANCE **$5,000**

To cover the cost of repairs and/or maintenance of the light vault, wind sock, and segmented circle.

522201 – FUEL SITE REPAIR & MAINTENANCE **$1,000**

To cover the cost of repairs or maintenance to the 100 LL fuel pump and storage tank.

524000 – BUILDING INSURANCE **$3,682**

To cover the cost of allocated building insurance per Risk Management. FY 14-15 was $2482. Existing structures are estimated to be $3,238 for FY 15-16. Construction of the new T-Hangars is estimated to add an additional cost of $444.00 for a total cost of $3,682.

525000 – TELEPHONE **$300**

This appropriation is to cover the telephone service located in the terminal building for the tenants and other pilots to make calls or log flight plans.

525210 – CONFERENCE & MEETING EXPENSE **$1,200**

To cover the cost of attending the South Carolina Aviation Association Annual Conference.

525230 – SUBSCRIPTIONS, DUES, & BOOKS **$40**

To cover the annual membership dues for the South Carolina Aviation Association (SCAA)

525240 – PERSONAL MILEAGE REIMBURSEMENT **$200**

To cover reimbursement for use of personal vehicle by the Airport Manager on County business.

525390 – UTILITIES LEXINGTON COUNTY AIRPORT AT PELION **$14,400**

To cover the cost of electricity, and water for the terminal building and hangars.

FY 13-14 $5,456

FY 14-15 $6,000

FY 15-16 $14,400 (Due to construction of the new 10 unit T-Hangar).

526500 – LICENCES & PERMITS **$500**

This cost is to cover the DHEC permit for the in-ground fuel tank.

530100 – DEPRECIATION EXPENSE **$82,206**

COUNTY OF LEXINGTON
LEXINGTON COUNTY AIRPORT AT PELION
Annual Budget
FY 15-16 Estimated Revenue

Object Code	Revenue Account Title	Actual 2013-14	Received Thru Dec 2014-15	Amended Budget Thru Dec 2014-15	Projected Revenues Thru Jun 2014-15	Requested 2015-16	Recommend 2015-16	Approved 2015-16
	*** Airport Capital Projects 5801:**							
	Revenues:							
457001	FAA Funding (AIP)	450,000	7,751	457,751	457,751	0		
458003	State Aeronautics Funds	(120)	0	21,357	21,357	0		
461000	Investment Interest	0	0	0	0	0		
802000	Op Trn from Economic Development	0	0	0	0	0		
821000	RET from General Fund	50,000	50,000	50,000	50,000	50,000		
	**** Total Revenue**	**499,880**	**57,751**	**529,108**	**529,108**	**50,000**		
	*****Total Appropriation**				1,080,520	0		
	Contingency				254,988	0		
	FUND BALANCE Beginning - Cash/Fund Balance				277,520	297,346		
	FUND BALANCE End of Year - Projected - Cash/Fund Balance				297,346	347,346		

SECTION II

COUNTY OF LEXINGTON

Proposed Revenues
Fines, Fees, and Other
Budget FY - 2015-2016

Fund #: 5801 Fund Name: Lexington County Airport at Pelion

Organ. # 580020 Organ. Name: Enterprise

						Budget				
Revenue Code	Fee Title	Actual Fees FY 2012-13	Actual Fees FY 2013-14	12/31/2014 Year-to-Date FY 2014-15	Anticipated Fiscal Year Total FY 2014-15	Units of Service	Current Fee	Current Total Estimated Fees FY 2015-16	Proposed Fee Change	Total Proposed Estimated Fees FY 2015-16
457001	FAA Funding (AIP)	$ 119,225	$ 450,000	$ 7,751	$457,751			$ -		$ -
458003	State Aeronautics Funds	$ 13,535	$ (120)	$ -	$ 21,357			$ -		$ -
461000	Investment Interest	$ -	$ -	$ -	$ -			$ -		$ -
821000	RET from General Fund	$ 50,000	$ 50,000	$ 50,000	$ 50,000			$ 50,000		$ 50,000

COUNTY OF LEXINGTON
AIRPORT CAPITAL PROJECTS
Annual Budget
Fiscal Year - 2015-16

Fund: 5801
Division: Airport
Organization: 580020 - Airport Projects
Organization: 580021 - Airport General Projects

Object Code	Expenditure Classification	2013-14 Expend	2014-15 Expend (Dec)	2014-15 Amended (Dec)	BUDGET 2015-16 Requested	2015-16 Recommend	2015-16 Approved
	Personnel (Organization- 580020)						
	***Total Personnel**	0	0	0	0		
	Operating Expenses (Organization-580020)						
520103	Landscaping / Ground Maintenance	12,609	0	0	0		
520303	Accounting/Auditing Services	0	0	0	0		
530100	Depreciation Expense	42,334	0	0	0		
	*** Total Operating**	**54,943**	**0**	**0**	**0**		
	****Total Personnel and Operating**	**54,943**	**0**	**0**	**0**		
	Capital (Organization - 580020)						
549904	Capital Contingency	0	0	245,664	0		
549998	Capital Projects (In-Kind)	0	0	0	0		
599999	Capital Clearing	(632,038)	0	0	0		
5A7340	T-Hangar Additions	632,038	15,033	190,208	0		
5AE600	Runway Widening & Structural Improvements	0	78,100	186,985	0		
	All Other Equipment						
	**** Total Capital**	**0**	**93,133**	**622,857**	**0**		
	Capital (Organization - 580021)						
599999	Capital Clearing	(2,250)	0	0	0		
5AC380	Property Acquisition (010800-03-0325)	0	0	0	0		
5AC381	Legal Closing Cost	0	0	0	0		
5AC382	Environmental Cost	2,250	0	0	0		
5AC389	Contingency	0	0	0	0		
	**** Total Capital**	**0**	**0**	**0**	**0**		
	***** Total Budget Appropriation**	**54,943**	**93,133**	**622,857**	**0**		

SECTION V. - PROGRAM OVERVIEW

Program: **Lexington County Airport at Pelion**

Mission Statement and Objectives:

The mission of the airport is to provide a functional airstrip for use by recreational pilots as well as corporate and/or commercial pilots. The existing facilities include hangars and self-service aviation fuel (100LL) along with a terminal building. The fuel is set at a competitive rate and the terminal building is currently unmanned.

Planned improvements to the runway will make it more attractive to recreational pilots and could potentially draw commercial development or corporate businesses into the area. The design phase of the widening and strengthening of the runway began in the Fall of 2014 and will be complete in the summer of 2015. The current runway is 60 feet wide and after construction it will be 75 feet wide. The construction is estimated to begin during FY 2017 and completion could take 1 to 3 years depending on phasing of the project and available funding.

SECTION VI – LINE ITEM NARRATIVES

SECTION VI.A – REVENUE LINE ITEM NARRATIVES

821000 - RET FROM GENERAL FUND **$50,000**

To cover the Lexington County (Local Match) portion of future Grants from the FAA or South Carolina Aeronautics Commission (SCAC).

SECTION I

COUNTY OF LEXINGTON
MOTOR POOL
Annual Budget
Fiscal Year - 2015-16

Fund 6590
Division: General Services
Organization: 111500 - Motor Pool

Summary Page	2013-14 Actual	2014-15 Actual (Dec)	2014-15 Amended (Dec)	2015-16 Requested	*BUDGET* 2015-16 Recommend	2015-16 Approved
Activity From Operations:						
Revenues:						
438700 Motor Pool Service Charges	176,112	71,142	179,200	184,000		
461000 Investment Interest	1,044	504	2,000	2,000		
490100 Sale of Fixed Assets	0	0	26,261	9,750		
490300 Gain on Sale of Fixed Assets	14,575	0	0	0		
Total Revenues	**191,731**	**71,646**	**207,461**	**195,750**	**0**	**0**
Expenditures:						
Operations	81,717	50,167	144,871	147,315		
Depreciation	69,855	0	60,000	60,000		
Capital Outlay	3,178	47,968	73,025	125,321		
Total Expenditures	**154,750**	**98,135**	**277,896**	**332,636**	**0**	**0**
Noncash Expenses:						
Depreciation: Add Back In	69,855	0	60,000	60,000		
Net Cash	**106,836**	**(26,489)**	**(10,435)**	**(76,886)**	**0**	**0**
Income Calculation:						
Capital Outlay: Add Back In	3,178	47,968	73,025	125,321		
Net Income (Loss)	**40,159**	**21,479**	**2,590**	**(11,565)**	**0**	**0**
FUND BALANCE Beginning - Cash			580,858	570,423	570,423	570,423
FUND BALANCE End of Year - Projected - Cash			570,423	493,537	570,423	570,423

SECTION II

COUNTY OF LEXINGTON
Proposed Revenues
Fines, Fees, and Other
Budget FY - 2015-2016

Fund #: 6590 Fund Name: Motor Pool

Organ. #: 111500 Organ. Name: Motor Pool

Revenue Code	Fee Title	Actual Fees FY 2012-13	Actual Fees FY 2013-14	12/31/2014 Year-to-Date FY 2014-15	Anticipated Fiscal Year Total FY 2014-15	Budget				
						Units of Service	Current Fee	Total Estimated Fees FY 2015-16	Proposed Fee Change	Total Proposed Estimated Fees FY 2015-16
438700	Service Charge	$175,641	$176,111	$84,924	$169,848	320,000	0.575	184,000	0.575	184,000
461000	Investment Interest	$844	$1,044	$504	$2,000			$ 2,000		$ 2,000
490100	Sale of Fixed Assets	$6,125	0	$26,261	$36,261	3	$ 3,250	$ 9,750		$ 9,750
490300	Gain on Sale of Fixed Assets		$14,575	$ -	$ -					

SECTION III

COUNTY OF LEXINGTON
MOTOR POOL
Annual Budget
Fiscal Year - 2015-16

Fund 6590
Division: General Services
Organization: 111500 - Motor Pool

Object Code	Expenditure Classification	2013-14 Expenditure	2014-15 Expend (Dec)	2014-15 Amended (Dec)	BUDGET 2015-16 Requested	BUDGET 2015-16 Recommend	BUDGET 2015-16 Approved
	Personnel						
	*** Total Personnel**	**0**	**0**	**0**	**0**	**0**	**0**
	Operating Expenses						
520233	Towing Service	115	0	150	150		
522300	Vehicle Repairs & Maintenance	7,692	6,132	11,450	12,050		
524100	Vehicle Insurance - 30+2	15,900	17,490	17,472	17,472		
524500	Aircraft Insurance	0	7	0	0		
525006	GPS Monitoring Charges - 30	2,843	3,316	7,292	7,292		
525400	Gas, Fuel, & Oil	55,167	23,222	62,950	50,351		
529903	Contingency	0	0	45,557	60,000		
530109	Depreciation	69,855	0	60,000	60,000		
	*** Total Operating**	**151,572**	**50,167**	**204,871**	**207,315**	**0**	**0**
	**** Total Personnel & Operating**	**151,572**	**50,167**	**204,871**	**207,315**	**0**	**0**
	Capital						
540000	Small Tools & Minor Equipment	3,178	0	321	321		
599999	Capital Clearing	(100,188)	0	0	0		
	All Other Equipment	100,188	47,968	72,704	125,000		
	**** Total Capital**	**3,178**	**47,968**	**73,025**	**125,321**	**0**	**0**
	***** Total Budget Appropriation**	**154,750**	**98,135**	**277,896**	**332,636**	**0**	**0**

SECTION IV

COUNTY OF LEXINGTON
Capital Item Summary
Fiscal Year - 2015-2016

Fund # 6590
Organizatio 111500 Organization Title: Motorpool

Qty	Item Description	*BUDGET* 2015 - 2016 Requested Amount
540000	Small Tools and Minor Equipment	321
540010	Minor Software	0

ALL OTHER EQUIPMENT

Qty	Item Description	Amount
1	SUV Intermediate, All wheel drive replacement	25,000
1	SUV Intermediate, All wheel drive replacement	25,000
1	SUV Intermediate, All wheel drive replacement	25,000
1	SUV Intermediate, All wheel drive Addition	25,000
1	SUV Intermediate, All wheel drive Addition	25,000

** **Total Capital (Transfer Total to Section III)** **125,000**

SECTION V. – PROGRAM OVERVIEW

Summary of Programs:

To provide clean, well maintained, safe vehicles to support our other county departments in their day-to-day operations and to provide adequate transportation for special requests out of town.

SECTION V. – SERVICE LEVELS

Service Levels Indicators:

	Actual FY 2012-13	Actual FY 2013-14	Estimated FY 2013-14	Projected FY 2015-16
Miles Driven	**313,546**	**341,578**	**310,000**	**320,000**

SECTION VI. – LINE ITEM NARRATIVES

SECTION VI. A. – SUMMARY OF REVENUES

Service Charge

The rental rate is currently $0.56 per mile for each vehicle in the motor pool.
The proposed new rate is $0.575 as per federal mileage rates

SECTION VI. B. – LISTING OF POSITIONS

There are no positions dedicated to the management and operation of the Motor Pool. Fleet Services oversees the management and operation using existing personnel on an as needed basis.

SECTION VI. C. – OPERATING LINE ITEM NARRATIVES

520233 – TOWING SERVICE **150**

This account will fund the cost of towing expenses incurred for the thirty (32) vehicles operated in the motor pool.

522300 – VEHICLE REPAIRS & MAINTENANCE **12,050**

This account will fund the cost of repairs and routine maintenance on the thirty (32) vehicles operated in the motor pool. This request is based on the actual expenditures in this year's budget, and projections for future maintenance costs.

524100 – VEHICLE INSURANCE **17,472**

This account will fund the cost of liability on thirty (32) vehicles in the motor pool. County employees operate these vehicles on a daily basis only. Cost is $546.00 X 32 = $17,472.00

525006 – GPS MONITORING CHARGES **7,292**

This account will fund the cost of activating and monitoring for 32 GPS monitoring devices. These devices will be installed in each Motor Pool vehicle for monitoring of vehicle location and collection of historic usage data.
Activation is $7.50 per unit x 2 new units = $15.00 plus $18.95 per unit for monitoring per month. (32 x $18.95 x 12 months) = $7,276.80 +$15.00 = $7,291.80

525400 – GAS, FUEL, & OIL **50,351**

This account will fund the cost of gasoline and oils used by the thirty (32) vehicles assigned to the motor pool. This request is based on actual usage this year.

SECTION VI. D. – CAPITAL LINE ITEM NARRATIVES

CAPITAL REQUEST

540000 – Small Tools and Minor equipment **321**

This account is for the purchase of relatively low cost tools and equipment used in the Motor Pool that has a useful life of less than 2 years. This account also will fund the addition and replacement of any GPS units that may be required.

ALL OTHER EQUIPMENT

(1) – INTERMEDIATE SUV AWD REPLACEMENT **25,000**

This request will fund the replacement of a 2003 Chevrolet Blazer, Asset # 24448, that has exceeded its expected capital recovery.

This vehicle will be replaced by an intermediate AWD SUV off the State Contract as they have broader diversity for use in the motor pool.

(1) – INTERMEDIATE SUV AWD REPLACEMENT **25,000**

This request will fund the replacement of a 2005 Chevrolet Trailblazer, Asset # 27780, that has exceeded its expected capital recovery.

This vehicle will be replaced by an intermediate AWD SUV off the State Contract as they have broader diversity for use in the motor pool. Community Development currently is assigned this vehicle and it is used off road as required.

1) – INTERMEDIATE SUV AWD REPLACEMENT **25,000**

This request will fund the replacement of a 2008 Ford Escape AWD, Asset # 29883, that has exceeded its expected capital recovery.

This vehicle will be replaced by an intermediate AWD SUV off the State Contract as they have broader diversity for use in the motor pool.

These vehicles will have exceeded the capital recovery expected and mileage limits within the replacement criteria of the Vehicle Management Policy.

(1) – ADDITONAL INTERMEDIATE SUV AWD VEHICLE **25,000**

This request will fund the purchase of an additional vehicle for use in the Motor Pool. On several occasions, we experienced a shortfall of available vehicles and therefore were not able to meet the demands of the various user departments. This vehicle will be purchased of the State Contract and will be an AWD SUV as they have proven to have a broader diversity for use in the motor pool. They will also be used as emergency response vehicles in the event of a snow emergency.

1) – ADDITONAL INTERMEDIATE SUV AWD VEHICLE **25,000**

This request will fund the purchase of an additional vehicle for use in the Motor Pool. On several occasions, we experienced a shortfall of available vehicles and therefore were not able to meet the demands of the various user departments. This vehicle will be purchased of the State Contract and will be an AWD SUV as they have proven to have a broader diversity for use in the motor pool. They will also be used as emergency response vehicles in the event of a snow emergency.

COUNTY OF LEXINGTON
WORKER'S COMPENSATION INSURANCE FUND
Annual Budget
Fiscal Year - 2015-16

Fund 6710
Division: Non-departmental
Organization 999900 - Non-departmental

Summary Page	2013-14 Actual	2014-15 Actual (Dec)	2014-15 Amended (Dec)	2015-16 Requested	*BUDGET* 2015-16 Recommend	2015-16 Approved
Activity From Operations:						
Revenues:						
439601 Employer Insurance Contributions	2,247,243	874,082	2,702,597	2,265,452		
439630 Insurance Reimbursements	28,642	14,647	0			
461000 Investment Interest	14,149	5,171	18,039	14,736		
Total Revenues	**2,290,034**	**893,900**	**2,720,636**	**2,280,188**	**0**	**0**
Expenditures:						
Operations	1,798,181	807,446	2,046,118	2,550,304		
Operating Transfer to Risk Management	172,093	183,414	183,414	186,276		
Total Expenditures	**1,970,274**	**990,860**	**2,229,532**	**2,736,580**	**0**	**0**
Noncash Expenses:						
Net Cash	**319,760**	**(96,960)**	**491,104**	**(456,392)**	**0**	**0**
Income Calculation						
Net Income (Loss)	**319,760**	**(96,960)**	**491,104**	**(456,392)**	**0**	**0**
FUND BALANCE - Estimated Beginning			4,716,483	5,207,587	5,207,587	5,207,587
FUND BALANCE - Projected End of Year			5,207,587	4,751,195	5,207,587	5,207,587

COUNTY OF LEXINGTON
WORKER'S COMPENSATION INSURANCE FUND
Annual Budget
Fiscal Year - 2015-16

Fund 6710
Division: Non-departmental
Organization 999900 - Non-departmental

Object Code	Expenditure Classification	2013-14 Expend	2014-15 Expend. (Dec)	2014-15 Amended (Dec)	2015-16 Requested	*BUDGET* 2015-16 Recommend	2015-16 Approved
	Personnel						
	*** Total Personnel**	**0**	**0**	**0**	**0**	**0**	**0**
	Operating Expenses						
520206	Background History Screening	8,010	3,867	10,500	12,425		
520209	Driver History Screening	1,012	233	1,600	1,600		
520301	Safety Management Services	0	0	6,000	6,000		
520302	Drug Testing Services	10,816	2,430	20,790	19,870		
521214	Safety Supplies	48	0	1,000	1,000		
525210	Conference & Meeting Expense	516	1,648	2,184	4,705		
525710	Safety Awards	0	0	1,250	1,250		
527307	SC Workers Compensation Taxes	40,147	0	45,000	45,000		
527308	WC Second Injury Assessments	93,038	0	150,000	150,000		
527309	Workers Compensation Ins. Premiums	482,174	366,426	511,489	548,430		
527351	WC - Medical Expense	450,383	144,861	569,490	710,680		
527352	WC - Legal Expense	71,250	20,683	60,841	69,423		
527353	WC - Indemnity Expense	663,896	271,865	683,949	749,302		
527358	WC - Recoveries	(32,710)	(6,859)	(28,696)	(32,903)		
527359	WC - Miscellaneous Expense	9,601	2,292	10,721	13,522		
529903	Contingency				250,000		
	*** Total Operating**	**1,798,181**	**807,446**	**2,046,118**	**2,550,304**	**0**	**0**
	**** Total Personnel & Operating**	**1,798,181**	**807,446**	**2,046,118**	**2,550,304**	**0**	**0**
	Transfers:						
816790	Operating Transfer to Risk Management	172,093	183,414	183,414	186,276		
	Capital						
	**** Total Capital**	**0**	**0**	**0**	**0**	**0**	**0**
	***** Total Budget Appropriation**	**1,970,274**	**990,860**	**2,229,532**	**2,736,580**	**0**	**0**

SECTION VI. - SUMMARY OF REVENUES

439601 – Employer Insurance Contributions **$2,265,452**

Projections based on salaries as of 12/31/14.

461000 – Investment Interest **$14,736**

Projection based on current budget status history from Finance.

SECTION VI – OPERATING LINE ITEM NARRATIVES

520206 – Background History Screening **$12,425**

To cover the cost new-hire background screenings.

(277 annually x $25.00 SLED = $6,925)
(100 annually x $55.00 National Check = $5,500)

520209 – Driver History Screening **$1,600**

A driving history will be performed for all conditionally hired employees in accordance with County policy.

(200 annually @ $8.00 per history)

520301 – Safety Management Services **$6,000**

This appropriation is to cover the cost for Safety and OSHA consultation. The consultation services (80 hours x $75.00 per hour = $6,000) will include periodic meetings with the County's Risk Management Team, department safety committees, specified training, and/or inspections. The majority of facility inspections will be conducted by the Safety & Training Manager. All required record keeping and departmental reporting will be the responsibility of the Risk Management Division.

520302 – Drug Testing Services **$19,870**

Pre-employment Drug Screen (10 Panel Screens)
277 x $40/test =$11,080

Monthly Random Drug Tests – Safety Sensitive positions, excluding SCDOT positions
16 standard @ average cost of $40/ x 12 months = $7,680
2 standard Breath Alcohol Test @ $15 x 12 = $360

Particular suspicion test in accordance with County Policy—estimate
3 x $50 = $150 (includes alcohol test)

Post accident drug and alcohol testing –estimate
6 x $100 = $600

521214 – Safety Supplies **$1,000**

This account would allow the Safety Manager to have a limited amount of safety supplies on hand (safety glasses, ear plugs, signage, etc.) to assist departments with a particular need immediately if discovered during safety inspections.

525210 – Conference, Meeting & Training Expense **$4,705**

Safety Video Exchange and Streaming Program – This provides access to a library of safety training DVD's. This program allows for up to five videos to be checked out at one time for unlimited use.

Annual Cost = $500.00
Yearly Access Fee = $150
Four Course Titles @ $175 = $700.00

South Carolina Conference on Workers' Compensation Education
(Registration, Lodging, Per Diem, Mileage) $2,820.00

Annual SC Counties Workers' Compensation Trust Meeting
(Lodging, Per Deium, Mileage) $535.00

525710 – Safety Awards **$1,250**

Departmental Award Plaques: 10 @ 25.00 = $250.00
Safety Meeting Incentives $1,000.00

527307 – SC Workers Compensation Tax **$45,000**

According to the SCCWCT Large Deductible Contract, counties operating under the Large Deductible Option must be responsible for their own WC Tax. Based upon previous claims history, SCCWCT to invoice for the taxes based on claims occurring after July 1, 1997 for the plan year 2013-14.

527308 – WC Second Injury Fund Assessment **$150,000**

The SIF assessment is based a percent of gross losses paid for a plan year at an assessment rate as set by the SC Second Injury Fund based on claims occurred after 7/01/97 and paid during the calendar year 2014. SCCWCT advises that the SIF assessment for the Trust was the largest since its origin. This is an estimate based on activity; SCCWCT will provide a detailed worksheet for the Lexington prorated amount of the Trust's assessment.

527309 – Workers Compensation Insurance Premium **$548,430**

Recommend continuing the Large Deductible option of a $300,000 Self Insured Retention (SIR) per occurrence. The current Self-Insured Retention Premium is .230 of the Estimated Premium. This Estimated Premium is based on the SC Counties Workers' Compensation Trust (SCCWCT) Board approved rates by WC Code. This option was utilized for the FY 2014-15 projected rate calculation. The projection also factors estimated payroll of $66,145,174.

This estimate factors in the 15% SCCWCT multiplier for the SIR Premium as stated by the SCCWCT Board in May of 2012 for the current fiscal year. The SCCWCT board will meet again by May 2014.

Total Estimated Premium ($300,000) Large Deductible Program **$548,430**

Lexington County Workers' Compensation Self Insured Premium

Plan Year	SIR Premium
2014-2015	$477,840*
2013-2014	$471,281
2012-2013	$494,529
2011-2012	$525,071

*Unaudited premium. Audit anticipated August 2015.

527351 – Workers Compensation Medical Expense **$710,680**

527352 – Workers Compensation Legal Expense **$69,423**

527353 – Workers Compensation Indemnity Expense **$749,302**

527358 – Workers Compensation Recoveries **($32,903)**

527359 – Workers Compensation Miscellaneous Expense **$13,522**

529903 – Contingency **$250,000**
This contingency line item will act as an additional funded loss-control measure.

COUNTY OF LEXINGTON
EMPLOYEE INSURANCE FUND
Annual Budget
Fiscal Year - 2015-16

Fund 6730
Division: Non-departmental
Organization: 999900 - Non-departmental

Summary Page		2013-14 Actual	2014-15 Actual (Dec)	2014-15 Amended (Dec)	2015-16 Requested	*BUDGET* 2015-16 Recommend	2015-16 Approved
Activity From Operations:							
Revenues:							
439601	Employer Insurance Contributions	8,439,500	4,237,000	8,142,000	8,292,000		
439602	Employee Health Ins Premiums (P/D)	3,502,575	1,234,616	3,292,369	3,338,556		
439604	Post-Employment Insurance Premiums	388,204	185,793	346,743	467,058		
439606	Cobra Payments	54,632	11,876	31,552	36,050		
439607	Employer Subsidy - Post Employment	203,631	174,193	370,537	833,708		
439608	Employee Life Insurance Premiums (P/D)	130,419	51,635	125,362	133,634		
439609	Employee Dental Ins Premiums (P/D)	194,079	147,169	384,180	215,491		
439610	Insurance Co-pay Fees	1,188	1,089	0	0		
439630	TPA Insurance Reimbursements	38,054	25,560	104,168	95,269		
439632	Stop-Loss Insurance	1,085,433	441,054	802,463	763,496		
461000	Investment Interest	25,741	11,429	29,318	24,563		
469900	Miscellaneous Rvenues	30	530	0	0		
	Total Revenues	**14,063,486**	**6,521,944**	**13,628,692**	**14,199,825**	**0**	**0**
Expenditures:							
	Non-Departmental - Operations	6,511,277	2,194,476	14,320,921	13,553,713		
	Wellness Center - Operations	447,135	194,202	874,786	894,265		
	Op Trn to Lex Cty Wellness Ctr	164,134	0	0	0		
	Total Expenditures	**7,122,546**	**2,388,678**	**15,195,707**	**14,447,978**	**0**	**0**
Noncash Expenses:							
	Net Cash	**6,940,940**	**4,133,266**	**(1,567,015)**	**(248,153)**	**0**	**0**
Income Calculation:							
	Net Income (Loss)	**6,940,940**	**4,133,266**	**(1,567,015)**	**(248,153)**	**0**	**0**
	FUND BALANCE Beginning of Year			10,993,232	9,426,217	9,426,217	9,426,217
	FUND BALANCE - Projected End of Year			9,426,217	9,178,064	9,426,217	9,426,217

COUNTY OF LEXINGTON
EMPLOYEE INSURANCE FUND
Annual Budget
Fiscal Year - 2015-16

Fund 6730
Division: Non-departmental
Organization: 999900 - Non-departmental

Object Code	Expenditure Classification	2013-14 Expenditure	2014-15 Expend. (Dec)	2014-15 Amended (Dec)	2015-16 Requested	BUDGET 2015-16 Recommend	BUDGET 2015-16 Approved
	Personnel						
519121	Cal. Ins. - Reverse Employer Portion	(6,823,731)	(3,794,845)	0	0		
	*** Total Personnel**	**(6,823,731)**	**(3,794,845)**	**0**	**0**	**0**	**0**
	Operating Expenses						
520201	Fitness Program	8,244	3,230	10,000	10,000		
520308	Health Screening Services	0	0	7,380	17,856		
520313	Actuarial Services	8,000	3,500	3,500	8,000		
520314	Employee Benefit Consulting Service	3,500	0	2,500	2,500		
520800	Outside Printing	0	0	302	1,447		
521100	Duplicating	0	0	800	800		
525100	Postage	8,043	0	5,000	5,000		
527300	Medical Claims	5,249,865	0	0	0		
527302	Third Party Administrator Costs	175,098	0	0	0		
527303	Life Insurance Premiums	236,969	132,032	264,992	292,379		
527304	Stop-Loss Insurance Premiums	1,084,555	473,481	1,279,271	1,578,764		
527310	Pharmacy Claims	2,485,388	1,097,884	2,835,327	2,431,462		
527312	Health Care Reform Fees	4,189	130,200	135,629	96,584		
527313	Medical Insurance Claims	3,538,075	3,792,004	8,438,000	8,000,000		
527314	Dental Insurance Claims	249,497	201,580	562,000	550,519		
527315	Medical Administrative Costs	146,994	125,707	335,613	363,313		
527316	Dental Administrative Costs	12,139	12,243	29,000	31,025		
XXXXX	Compliance Testing				2,000		
XXXXX	Online Benefits System				16,584		
527317	HRA/HSA/FSA Administrative Costs	8,444	12,514	23,920	32,068		
	3rd Party Administrator Costs (HSA) - $1620						
	3rd Party Administrator Costs (HRA) - $14832						
	3rd Party Administrator Costs (FSA, DCA) - $16100						
527318	Cobra Administrative Costs	5,258	4,946	11,390	11,609		
527330	Wellness Program Incentives	110,750	0	137,500	88,500		
529903	Contingency	0	0	238,797	13,303		
	*** Total Operating**	**13,335,008**	**5,989,321**	**14,320,921**	**13,553,713**	**0**	**0**
	**** Total Personnel & Operating**	**6,511,277**	**2,194,476**	**14,320,921**	**13,553,713**	**0**	**0**
	Transfers						
814445	Op Trn to Lexington County Wellness Center	164,134	0	0	0		
	Capital						
	**** Total Capital**	**0**	**0**	**0**	**0**	**0**	**0**
	***** Total Budget Appropriation**	**6,675,411**	**2,194,476**	**14,320,921**	**13,553,713**	**0**	**0**

COUNTY OF LEXINGTON
EMPLOYEE INSURANCE FUND
WELLNESS CENTER
Annual Budget
Fiscal Year - 2015-16

Fund 6730
Division: Non-departmental
Organization: 999901 - Wellness Center

Object Code	Expenditure Classification	2013-14 Expenditure	2014-15 Expend. (Dec)	2014-15 Amended (Dec)	2015-16 Requested	*BUDGET* 2015-16 Recommend	2015-16 Approved
	Personnel						
	*** Total Personnel**	**0**	**0**	**0**	**0**	**0**	**0**
	Operating Expenses						
520248	Alarm Monitoring and Maintenance	56	0	378	378		
520308	Health Screening Services	25,496	0	0	0		
520309	Medical Services	320,420	180,815	798,920	807,831		
520705	Professional Implementation	88,657	0	0	0		
521405	Pharmaceuticals	7,599	10,418	28,800	28,800		
524000	Building Insurance	0	0	440	250		
525000	Telephone	593	357	723	723		
525004	WAN Service Charges	384	366	783	783		
525100	Postage	2,363	0	0	0		
525385	Utilities - Auxiliary Admin. Bldg.	1,567	2,246	5,000	5,500		
529903	Contingency	0	0	39,742	50,000		
	*** Total Operating**	**447,135**	**194,202**	**874,786**	**894,265**	**0**	**0**
	**** Total Personnel & Operating**	**447,135**	**194,202**	**874,786**	**894,265**	**0**	**0**
	***** Total Budget Appropriation**	**447,135**	**194,202**	**874,786**	**894,265**	**0**	**0**

SECTION VI. - SUMMARY OF REVENUES

439601 – Employer Insurance Contributions **$8,292,000**

Based on an estimate of 1382 eligible employees for Budget Allocation. (1382 x $6,000 = $8,292,000)

439602 – Employee Medical Premiums (payroll deduct) ~~$3,338,708~~ 3,338,556

Employee contributions are stated at current rates and are subject to be adjusted for recommended based on review of group health plan.

2/01/2015 Subscriber Counts

Plan:	Gold	Silver	Bronze
Employee Only:	228 * $177 = $40,356	380 * $130 = $49,400	75 * $70 = $5250
Employee + Spouse:	57 * $484 = $27,588	47 * $389 = $18,283	11 * $271 = $2,981
Employee + 1 Dependent:	36 * $261 = $9,396	61 * $200 = $12,200	1 * $124 = $124
Employee + 2 Dependents:	19 * $346 = $6,574	40 * $271 = $10,840	3 * 177 = $531
Employee + 3 Dependents:	0 * $430 = $0	9 * $341 = $3,069	0 * 170.50 = $0
Employee + 4 (or more) Dependents:	0 * $515 = $0	2 * $412 = $824	0 * $230 = $0
Employee + Spouse + 1 Dependent:	26 * $568 = $14,768	34* $459 =$15,606	3 * $324 = $972
Employee + Spouse + 2 Dependents:	20 * $652 = $13,040	47 * $530 = $24,910	10 * $377 = $3,770
Employee + Spouse + 3 Dependents:	3 * $737 = $2,211	18 * $600 = $10,800	2 * $430 = $860
Employee + Spouse + 4 (or more) Dependents:	2 * $821 = $1,642	2 * 671 = $1,342	2 * $438 = $876
Total Lives	391	640	107
Monthly Premium	$ 115,575.00	$ 147,274.00	$ 15,364.00
Monthly Lives	1138		
Annualized Premium	$ 3,338,556.00		

439609 – Employee Dental Premiums (payroll deduct) **$215,491**

Employee contributions are stated at current rates and are subject to be adjusted for recommended based on review of group health plan.

2/01/2015 Subscriber Counts

Plan:	Dental
Employee Only:	648 * $6.22 = $4,030.56
Employee + Spouse:	143 * $18.56 = $2,654.0
Employee + 1 Dependent:	97 * $17.04 = $1,652.88
Employee + 2 Dependents:	64 * $27.86 = $1,783.04
Employee + 3 Dependents:	8 * $38.70 = $309.60
Employee + 4 (or more) Dependents:	3 * $55.62 = $166.86
Employee + Spouse + 1 Dependent:	77 * $29.38 = $2,262.26
Employee + Spouse + 2 Dependents:	85 * $40.22 = $3,418.70
Employee + Spouse + 3 Dependents:	22 * $51.04 = $1,122.88
Employee + Spouse + 4 (or more) Dependents:	9 * $61.86 = $556.74
Total Lives	1156
Monthly Premium	$ 17,957.60
Annualized Premium	$ 215,491.20

439604 – Term Employee Insurance Premiums **$467,058**

Based on 1/1/2015 rates and Post Employment Plan participation as of 2/1/15. Subject to review.
Medical & Dental:

95A

16	Retiree. Only	$241.02	$3,856.32
1	Retiree Only (no dental)	$235.02	$235.02
3	Retiree. + Spouse	$373.56	$1,120.68
3	Retiree + 1	$435.36	$1,306.08
1	Retiree + 2	$629.71	$629.71
1	Spouse only (no dental)	$577.23	577.23
1	Retiree + Spouse + 2	$762.25	$762.25
26			$8,487.29
			x12
			$101,847.48

95B

11	Retiree Only	$241.02	$2,651.22
1	Retiree + 1	$435.36	$435.36
12			$3,086.58
			x12
			$37,038.96

2009

20	Retiree. Only	$964.94	$19,298.80
3	Retiree. + Spouse	$1,929.88	$5,789.64
1	Retiree Only (no dental)	$958.94	$958.94
1	Retiree + 2 (no dental)	$1,300.22	$1,300.22
25			$27,347.60
			x12
			$328,171.20

439606 – COBRA Payments **$36,050**

Based on average collections from:

FY 09 – 10	$17,539.81
FY 10 – 11	$27,767.80
FY 11 – 12	$43,594.95
FY 12 – 13	$53,474.65
FY 13 – 14	$37,873.74
	$180,250.95 /5
	= $36,050.19

439607 – Employer Subsidy – Post Employment **$833,708**

Based up current activity and budget reports. Subject to review of the post employment benefit plans. Budget (25 active + 47 potential adds = 72 x 964.94 = $69,475.68 x 12 = $833,708.16)

439608 – Employee Life Ins. Prem. (P/D) **$133,634**

Optional Life Insurance. Based on average as of 12/31/2014 = $129,791.24
Dependent Life. Based on average as of 12/31/2014 = $3,842.50

	Optional Life	Dependent Life
January	$ 10,798.75	$ 326.00
February	$ 10,755.75	$ 325.50
March	$ 10,799.75	$ 325.00
April	$ 10,849.25	$ 325.50
May	$ 10,765.25	$ 325.50
June	$ 10,773.25	$ 325.50
July	$ 10,990.52	$ 324.50
August	$ 11,096.02	$ 317.50
September	$ 11,274.52	$ 322.50
October	$ 10,405.54	$ 310.50
November	$ 10,585.32	$ 305.50
December	$ 10,697.32	$ 309.00
	$ 10,815.93	$ 320.20
	x 12	x 12
	$ 129,791.16	$ 3,842.40

439630 – TPA Insurance Reimbursements **$95,269**

Based on an average of collections from

FY 09-10	$ 101,375.24
FY 10-11	$ 105,690.61
FY 11-12	$ 68,665.78
FY 12-13	$ 143,171.32
FY 13-14	$ 57,442.41
	$ 476,345.36
	/ 5
	$95,269.07

439632 – Stop-loss Insurance Reimbursements **$763,496**

Based on an average of collections from:

FY 09-10	$	495,308.44
FY 10-11	$	268,535.88
FY 11-12	$	1,308,857.52
FY 12-13	$	1,020,451.26
FY 13-14	$	724,326.55
	$	3,817,479.65
		/ 5
	$	763,495.93

461000 – Investment Interest **$24,563**

Based upon current budget revenue and expense reports.

SECTION VI – OPERATING LINE ITEM NARRATIVES

520201 – Fitness Program **$10,000**

This program creates a culture where both health and safety that are aligned, tied to measureable activities and aggressively prompted throughout the County departments. This is a strategic long term effort of the HR Department to help create a wellness culture and contribute to reducing claims costs.

520308 – Health Screening Services **$17,856**

Flu shots @ $32/each through Lexington Medical Center. 2014 participation count was 508. 508 + 10% potential increase in participation 558 @ $32 = $17,856.00.

520313 – Actuarial Services **$8,000**

Based on current budget for GASB 45 Actuarial Study and plan design change impact review.

520314 – Employee Benefit Consulting Service **$2,500**

Employee Benefits Consulting Services contingency.

520800 – Outside Printing **$1,447**

Printing of benefit related items, including open enrollment materials. Based on historical data.

521100 – Duplicating **$800**

Duplication of benefit related items. Based on historical data.

521100 – Postage **$5,000**

Duplication of benefit related items. Based on historical data.

527313 – Medical Insurance Claims **$8,000,000**

Claims funding based upon PAI projections, trend analysis less anticipated stop-loss reimbursements reconciled to PAI paid claims.

527314 – Dental Insurance Claims **$550,519**

Claims funding based upon trend analysis.

527315 – Third Party Administrator Costs (Medical) **$363,313**

Fixed Costs Effective 1/1/15

1382 eligible employees x $20.61 x 12 = $341,796.24
87 vacancies x 20.61 x12 = $21,516.84

- Administration and customer service fee – $10.98
- PPO network access fee – $5.35
- Pre-certification and managed care fee – $2.68
- HIPAA Privacy Product – .80
- Advance PCS Prescription Drug Network – .80

527316 – Third Party Administrator Costs (Dental) **$31,025**

Fixed cost effective 1/1/15

1382 benefit eligible employees x 1.76 = $2,432.32 x 12 = $29,187.84
87 vacancies x 1.76 = $153.12 x 12 = $1,837.44

527303 – Life Insurance Premiums **$292,379**

Basic Life Plan based on subscriber count /volume as of 2/1/15. Subscriber count = 1382. (Volume = $67,157,000/1000 x .185 x 12 = $149,088.48) + *87 vacant (Volume = 4,350,000/1000 x .185 x 12 = $9,657)

*Assumes position is eligible at $50,000.

Optional Life Insurance. Based on average as of 12/31/2014 = $129,791.24
Dependent Life. Based on average as of 12/31/2014 = $3,842.50

527304 – Stop Loss Premiums **$1,578,764**

Based on the 01/01/15 stop loss renewal and trend analysis. 1382 eligible subscribers x $89.56 x 12 = $1,485,263.04 + 87 vacancies x $89.56 x 12 = $93,500.64

527310 – Advance PCS Claims **$2,431,462**

Based on average monthly Prescription Drug coverage activity as of 12/31/2014 and review of claims experience and trends.

Month	Expenditure
January	$ 247,196.78
February	$ 146,469.59
March	$ 131,583.54
April	$ 171,363.00
May	$ 173,822.10
June	$ 157,415.54
July	$ 173,036.38
August	$ 191,508.42
September	$ 241,024.34
October	$ 237,987.20
November	$ 254,327.42
December	$ 104,964.97
Total Claims	$ 2,230,699.28
Average	$ 185,891.60
x12	(trend @ 9%)
	$ 2,431,462.13

527312 – Health Care Reform Fees **$ 96,584**

Reinsurance Fee = $44* 2096 = $92,224.00
Patient-Centered Outcomes Research Institute Fee = $2.08 *2096 = $4,359.68

Fees shown are based on the proposed regulations.

527330 – Wellness Program Incentives **$88,500**

Estimated participation of 354 * $250 incentive = $88,500

527317 – HRA/HSA/FSA/DCA Administrative Costs **$32,068**

(HSA) Based on current participation of 41 employees + estimated 10% increase. 45*3.00 = 135.00 * 12 = $1620 plus set up fee of 4*4= $16.00. (HRA) Based on average participation of 281 employees + estimated 10% increase in participation. 309*4.00 * 1236 * 12 = $14,832. FSA/DCA administration costs based on 300 participants ($300 *4 *12 = $14,400 plus $1200 client relationship manager fee = $15,600)

XXXXXX – Compliance Testing **$2,000**

Mandated nondiscrimination testing for Cafeteria plan, FSA, DCA.

XXXXXX – Online Benefit System **$16,584**

1382 benefit eligible employees x $1 per employee per month X 12 = $16,584.00

527318 – COBRA Administrative **$11,609**

1382 Benefit eligible employees at .70 a month = 967.40 *12 = 11,608.80

529903- Contingency **$13,303**

This contingency line item will act as an additional funded loss-control measure. Amount above only reflects new funding request. Previous FY's unused amount will carry over.

COUNTY OF LEXINGTON
POST-EMPLOYMENT INSURANCE FUND
Annual Budget
Fiscal Year - 2015-16

Fund 6731
Division: Non-departmental
Organization: 999900 - Non-departmental

Summary Page		2013-14 Actual	2014-15 Actual (Dec)	2014-15 Amended (Dec)	2015-16 Requested	*BUDGET* 2015-16 Recommend	2015-16 Approved
Activity From Operations:							
Revenues:							
439601	Employer Insurance Contributions	2,531,850	1,271,100	2,442,600	2,487,600		
461000	Investment Interest	44,107	16,142	20,607	22,422		
	Total Revenues	**2,575,957**	**1,287,242**	**2,463,207**	**2,510,022**	**0**	**0**
Expenditures:							
	Operations	209,833	128,265	520,537	833,708		
	Total Expenditures	**209,833**	**128,265**	**520,537**	**833,708**	**0**	**0**
Noncash Expenses:							
	Net Cash	**2,366,124**	**1,158,977**	**1,942,670**	**1,676,314**	**0**	**0**
Income Calculation:							
	Net Income (Loss)	**2,366,124**	**1,158,977**	**1,942,670**	**1,676,314**	**0**	**0**
	FUND BALANCE Beginning of Year - cash			16,124,731	18,067,401	18,067,401	18,067,401
	FUND BALANCE - Projected End of Year - cash			18,067,401	19,743,715	18,067,401	18,067,401

COUNTY OF LEXINGTON
POST-EMPLOYMENT INSURANCE FUND
Annual Budget
Fiscal Year - 2015-16

Fund 6731
Division: Non-departmental
Organization: 999900 - Non-departmental

Object Code	Expenditure Classification	2013-14 Expenditure	2014-15 Expend. (Dec)	2014-15 Amended (Dec)	BUDGET 2015-16 Requested	BUDGET 2015-16 Recommend	BUDGET 2015-16 Approved
	Personnel						
	*** Total Personnel**	**0**	**0**	**0**	**0**	**0**	**0**
	Operating Expenses						
527311	Ins. Premium Reimb. to Employee	209,833	128,265	370,537	833,708		
529903	Contingency	0	0	150,000	0		
	*** Total Operating**	**209,833**	**128,265**	**520,537**	**833,708**	**0**	**0**
	**** Total Personnel & Operating**	**209,833**	**128,265**	**520,537**	**833,708**	**0**	**0**
	Capital						
	**** Total Capital**	**0**	**0**	**0**	**0**	**0**	**0**
	***** Total Budget Appropriation**	**209,833**	**128,265**	**520,537**	**833,708**	**0**	**0**

SECTION VI. - SUMMARY OF REVENUES

439601 – Employer Insurance Contributions **$2,487,600**

Based on an estimate of 1382 eligible employees for Budget Allocation. (1382 x $1,800 = $2,487,600)

461000 – Investment Interest **$22,422**

Based upon current budget revenue and expense reports from Finance Department.

SECTION VI – OPERATING LINE ITEM NARRATIVES

527311 – Ins. Premium Reimb. to Employee **$833,708**

Based up current activity and budget reports. Budget (25 active + 47 potential adds = 72 x $964.94 = $69,475.68 x 12 = $833,708.16)

529903- Contingency **$0**

This contingency line item will act as an additional funded loss-control measure. Amount above only reflects new funding request. Previous FY's unused amount will carry over.

COUNTY OF LEXINGTON
RISK MANAGEMENT ADMINISTRATION
Annual Budget
Fiscal Year - 2015-16

Fund 6790
Division: General Administrative
Organization: 101500 - Personnel

Summary Page	2013-14 Actual	2014-15 Actual (Dec)	2014-15 Amended (Dec)	2015-16 Requested	*BUDGET* 2015-16 Recommend	2015-16 Approved
Activity From Operations:						
Revenues:						
438905 Cell Phone Sales	175	0	0	0		
461000 Investment Interest	352	181	238	0		
490100 Sale of Fixed Assets	0	0	0	0		
806710 Op Trn from Workers Comp Ins.	172,093	183,414	183,414	186,276		
Total Revenues	**172,620**	**183,595**	**183,652**	**186,276**	**0**	**0**
Expenditures:						
Personnel & Operations	174,475	82,776	182,454	185,876		
Depreciation	374	0	560	315		
Capital Outlay	175	0	400	400		
Total Expenditures	**175,024**	**82,776**	**183,414**	**186,592**	**0**	**0**
Noncash Expenses:						
Depreciation: Add Back In	374	0	560	315		
Net Cash	**(2,030)**	**100,819**	**798**	**0**	**0**	**0**
Income Calculation:						
Capital Outlay: Add Back In	175	0	400	400		
Net Income (Loss)	**(2,229)**	**100,819**	**638**	**85**	**0**	**0**
FUND BALANCE - Estimated Beginning - Cash			68,391	69,189	69,189	69,189
FUND BALANCE - Projected End of Year - Cash			69,189	69,189	69,189	69,189

COUNTY OF LEXINGTON
RISK MANAGEMENT ADMINISTRATION
Annual Budget
Fiscal Year - 2015-16

Fund 6790
Division: General Administrative
Organization: 101500 - Personnel

Object Code	Expenditure Classification	2013-14 Expenditure	2014-15 Expend. (Dec)	2014-15 Amended (Dec)	2015-16 Requested	*BUDGET* 2015-16 Recommend	*BUDGET* 2015-16 Approved
	Personnel						
510100	Salaries & Wages - 2	121,241	58,336	122,318	123,549		
511112	FICA - Employer Portion	8,711	4,131	9,357	9,451		
511113	State Retirement - Employer Portion	13,015	6,359	13,333	13,665		
511120	Employee Insurance - 2	15,600	7,800	15,600	15,600		
511130	Workers Compensation	3,278	1,559	3,266	3,299		
	* **Total Personnel**	**161,845**	**78,185**	**163,874**	**165,564**	**0**	**0**
	Operating Expenses						
521000	Office Supplies	144	10	419	530		
521100	Duplicating	675	275	1,063	1,064		
521200	Operating Supplies	51	0	200	200		
524000	Building Insurance	27	27	27	29		
524201	General Tort Liability Insurance	150	150	155	155		
524202	Surety Bonds	0	0	20	0		
525000	Telephone	482	241	482	482		
525021	Smartphone Charges	1,411	423	1,344	1,864		
525041	E-mail Service Charges - 2	162	68	162	162		
525100	Postage	209	24	300	300		
525110	Other Parcel Delivery	0	0	50	50		
525210	Conference, Meeting & Training Expense	6,412	1,969	6,439	7,160		
525230	Subscriptions, Dues, & Books	1,350	750	1,940	1,940		
525240	Personal Mileage Reimbursement	0	0	100	100		
525250	Motor Pool Reimbursement	216	59	200	200		
525300	Utilities / Administration Building	1,341	595	1,418	1,500		
529903	Contingency	0	0	4,261	4,261		
530100	Depreciation	374	0	560	315		
	* **Total Operating**	**13,004**	**4,591**	**19,140**	**20,312**	**0**	**0**
	** **Total Personnel & Operating**	**174,849**	**82,776**	**183,014**	**185,876**	**0**	**0**
	Capital						
540000	Small Tools & Minor Equipment	68	0	400	400		
549999	Capital Clearing	0	0	0	0		
	All Other Equipment	107	0	0	0		
	** **Total Capital**	**175**	**0**	**400**	**400**	**0**	**0**
	*** **Total Budget Appropriation**	**175,024**	**82,776**	**183,414**	**186,276**	**0**	**0**

SECTION V - PROGRAM OVERVIEW

Summary of Programs:

Program I – Human Resources Risk Management
Program II – Occupational Safety & Training Management

The Human Resources Risk Management Division is responsible for the identification, maintenance, and measurement of exposure to accidental loss. These programs include general tort liability, vehicle liability, buildings and content insurance, workers' compensation, employee benefits, and the recovery for damages to County property.

The County participates in the South Carolina Counties Workers' Compensation Trust and maintains a self-insured retention of $300,000 per occurrence for job related injuries. Generally, retaining some risk through deductibles or self-insured retention results in lower premiums than are associated with insurance that pays the first dollar of any covered claim.

The County currently maintains a Self Insured Group Health Insurance Program and contracts with a Third Party Administrator for claims management, stop-loss insurance, and other administrative structures. The HR Risk Management Division would be responsible to maintain the best insurance coverage for the County and would prepare any necessary requests for proposal drafts for insurance related matters.

There are two elements to risk management: (1) Loss Prevention measures are developed to keep accidents and other incidents from happening; and (2) Loss Reduction methods are implemented to properly manage claims in effort to decrease the severity of losses when they occur. These elements are critical for managing all risks, rather than just paying claims. Risk management administration involves developing cost saving techniques, maintaining adequate insurance coverage, tracking and projecting claims, as well as training.

Program I: Human Resources (HR) Risk Management

Objectives:

HR Risk Management will necessitate dual human resources and risk management initiatives.

Service Standards:

a. To conduct effective, thorough, and objective investigations in order to provide human resources guidance.
b. To provide guidance on employee relation issues.
c. Maintain in-depth knowledge of HR legal requirements, reduce legal risks and ensures regulatory compliance.
d. To be responsible for assigned initiatives and activities of the Risk Management Program and would advise departments, and County Administration on various insurance and budget related matters.
e. Assists senior management in developing standards for employee benefits; advises management on other issues such as ADA, FMLA and workers' compensation.
f. Conduct trend analysis on various insurance and benefits offered by the County.

Program II: Occupational Safety and Training Management

Objective:

Occupational Safety and Training Management is to ensure that employees who work for Lexington County have a place of employment that is free of recognized hazards that are likely to cause physical harm.

Service Standards:

a. To incorporate occupational safety and wellness initiatives within the County.
b. To provide training for specific job duties as needed and mandated by State and Federal laws.
c. To maintain Occupational Safety and Health Administration (OSHA) standards.
d. To administer the County's Alcohol and Drug Testing Program.
e. To investigate all county accidents involving employee, vehicles, and equipment.
f. To manage operational activities of various insurance programs and develop standards for safety.
g. To conduct frequent safety training & loss control safety inspections.
h. To conduct trend analysis and reporting related to occupational safety/training and loss control.
i. To develop departmental safety committee initiatives.

SECTION VI - LINE ITEM NARRATIVES

SECTION VI. A - LISTING OF REVENUES

806710 – Operations Transfer from Workers Compensation Insurance **$186,276**
A transfer of funds to cover the salaries and operations of two employees in the Risk Management Division.

SECTION VI. B - LISTING OF POSITIONS

Current Staffing Level:

Job Title	Full Time Equivalent Positions	General Fund	Other Fund	Total	Grade
HR Risk Manager	1	1		1	20
Safety & Training Manager	1	1		1	19
Total Positions	2	2		2	

SECTION VI. C. - OPERATING LINE ITEM NARRATIVES

520300 - PROFESSIONAL SERVICES **$ 0**

520702 - TECHNICAL CURRENCY & SUPPORT **$ 0**

521000 - OFFICE SUPPLIES **$530**

To cover routine office supplies (paper, pencils, file folders, etc.). This line item will include form printing costs and computer supplies.

File folders (12 boxes x $9.04) = $108.48
Toner Cartridge - color printer (1 x $163.87) = $164
Paper for Printer (2 cases = ($3.09 x 20 reams) = $61.80
Pens, pencils, & other office products = $80
Hanging file folders (legal) (6 boxes x $9.68) = $58.08
Hanging file folders (letter) (8 boxes x $7.24) = $57.92

521100 - DUPLICATING **$1,064**

Copier Machine Usage cost ($0.033705) x 20,400 copies = $687.58
4 boxes paper = $376

521200 - OPERATING SUPPLIES **$200**

This account is needed for specific supplies such as training materials, operations manual material, etc.

522200 – Small Equipment Repairs and Maintenance **$0**

Audio and visual equipment repair (camera and so forth).

524000 - BUILDING INSURANCE **$29**

Building and Personal Property Insurance for division.

524201 - GENERAL TORT LIABILITY INSURANCE **$155**

Tort Liability Premium 2 Positions

524202 – SURETY BONDS **$0**

Premium 2 Positions

525000 - TELEPHONE **$482**

Two lines for the Risk Management Division with voice mail @ $20.07 per month (2 x $20.07= $40.14 x 12 mo = $481.68).

525021 – SMART PHONE CHARGES **$1,864**

Program I: 1 iphone Plan - $56 per month x 12 = $672
1 iphone Hotspot service - $10 per month x12 = $120
1 iphone upgrade to iPhone 6 16GB $199.99

Program II: 1 iphone Plan - $56 per month x 12 = $672
1 iphone upgrade to iPhone 6 16GB $199.99

525041 – E-MAIL SERVICE CHARGES **$162**

$6.75 per month x 2 = $13.50 x 12 mo. = $162

525100 - POSTAGE **$300**

Postage expense for office correspondence.

525100 – OTHER POSTAL DELIVERY **$ 50**

525210 – CONFERENCE, MEETING & TRAINING EXPENSE **$7160**

Certified Employee Benefits Specialist (SPHR, SHRM-SCP Recertification)	$ 4,610
SC State SHRM Conference (SPHR, SHRM-SCP Re-certification)	$ 1,250
SHRM Annual Legal Update (SPHR, SHRM-SCP Re-certification)	$ 50
Associate Safety Professional Designation (1 registration, certification fees and materials)	$ 1,250

525230 - SUBSCRIPTIONS, DUES & BOOKS **$1,940**

This account will cover costs for membership dues, publications, and services.

SC Public Risk Managers Association (One Government, two associates)	$ 55
Columbia Society for Human Resource Management	$125
National Society for Human Resource Management	$180
Benefit Law Manuals	$460
National PRIMA Membership (2 @ $385)	$770
National Safety Council	$350

525240 – Personal Mileage **$100**

525250 – Motor Pool Reimbursement **$200**

525300 - UTILITIES - **$1500**

Based on current average monthly activity.

SECTION VI.D. - CAPITAL LINE ITEM NARRATIVES

CAPITAL REQUEST

540000 - Small Tools & Minor Equipment **$ 400**

Upgrade to office furniture.

COUNTY OF LEXINGTON
Millage Agency Comparison
Fiscal Year 2015-16

`

		Fiscal Year 2014-15 Approved Amount/Actual Disbursement			Fiscal Year 2015-16 Requested	
	Fund	Approved Amount	Actual Disbursement*	Millage	Amount	Millage
Lexington County Community Mental Health	7610	$ 602,609	$ 479,333	0.500	$ 625,000	
Lexington County Recreation & Aging Commission	7620	$ 10,472,940	$ 8,530,877	12.315	$ 10,739,625	
Irmo Chapin Recreation Commission	7630	$ 4,049,210	$ 3,546,168	13.354	$ 4,181,488	
Midlands Technical College	7650	$ 3,310,259	$ 2,850,933	2.970	$ 3,633,193	
Midlands Technical College - Capital	7652	$ 944,356	$ -	0.904	$ 982,130	
Midlands Technical College - Debt Service		545,250	-	0.500	567,060	
		$ 1,489,606	$ -	1.404	$ 1,549,190	
Riverbanks Zoological Park & Botanical Garden	7680	$ 1,160,075	$ 1,042,379	1.093	$ 1,194,877	
Irmo Fire District	7800, 7802	$ 2,300,000	$ 1,990,571	17.068	$ 2,500,000	
New Fire Station Operations					$ 657,184	**
		$ 2,300,000	$ 1,990,571	17.068	$ 3,157,184	

* Actual disbursements through February 28, 2015

** Requested New Fire Station Operations

File: Excel2K\Budgets\Bud16\Millage\RecapMil.xls
03-17-15 SAV

COUNTY OF LEXINGTON
Millage Agency Comparison with Fund Balance
Fiscal Year 2015-16

			Fiscal Year 2014-15							Fiscal Year 2015-16			
			Receipts		Disbursements					Agency Request vs. Estimated Receipts			
	Fund	Fund Balance 07/01/14	02/28/15 Actual Receipts*	06/30/15 Projected Receipts	Approved Amount	02/28/15 Actual Disbursement*	06/30/15 Projected Disbursement	Millage	Projected Fund Balance 06/30/15	Requested Amount	Estimated Receipts	Recommended Amount	Millage
(1) Community Mental Health	7610	319,007	532,744	602,609	602,609	479,333	602,609	0.500	25,921	625,000			
			Amount transferred to General Fund			293,086	293,086						
(2) Lexington Cty Rec. & Aging Comm.	7620	474,326	9,388,290	10,594,733	10,472,940	8,530,877	10,594,733	12.315	474,326	10,739,625			
(2) Irmo Chapin Recreation Commission	7630	140,005	3,660,615	4,049,210	4,049,210	3,546,168	4,049,210	13.354	140,005	4,181,488			
(1) Midlands Technical College	7650	3,109,979	3,103,221	3,491,241	3,310,259	2,850,933	3,310,259	2.970	3,290,961	3,633,193			
Midlands Tech. College - Capital	7652	1,681,630	1,434,355	1,599,996	944,356	-	944,356	0.904	2,337,270	982,130			
Midlands Tech. College - Debt Service		-	-	-	545,250	-	545,250	0.500	(545,250)	567,060			
		1,681,630	1,434,355	1,599,996	1,489,606	-	1,489,606	1.404	1,792,020	1,549,190	-		
(1) Riverbanks Zoo & Botanical Garden	7680	989,013	1,137,217	1,278,356	1,160,075	1,042,379	1,160,075	1.093	1,107,294	1,194,877			
(2) Irmo Fire District	7800, 7802	82,313	2,084,970	2,358,785	2,300,000	1,990,571	2,358,785	17.068	82,313	2,500,000			
New Fire Station Operations		-	-	-	-	-	-	-	-	657,184			
		82,313	2,084,970	2,358,785	2,300,000	1,990,571	2,358,785	17.068	82,313	3,157,184	-		

* Actual Receipts and Disbursements through February 28, 2015 - Unaudited

(1) Other Millage Agencies
Disbursement by Treasurer is equal to amount approved (budgeted) each fiscal year.

(2) Millages for Special Purpose Districts
Full disbursement by Treasurer of all collections.

File: Excel2K\Budgets\Bud16\Millage\Recapmil.xls
3-17-15 SAV

LEXINGTON COUNTY COMMUNITY MENTAL HEALTH

Budgeted Revenues and Expenditures
Fund 7610
Fiscal Year 2015-16

Revenues:		
Medicaid Reimbursement	$ 3,500,000	
Other Fees / Institutional Revenue	1,271,900	
State Appropriations - Recurring	3,586,368	
***REQUESTED* Lexington County Appropriation**	**625,000**	
Block Grants	346,014	
Total Revenues		$ 9,329,282
Expenditures:		
Personal Services	$ 6,861,281	
Contractual Services	200,500	
Supplies	356,186	
Fixed Charges	526,000	
Travel / Vehicle Expenses	118,499	
Equipment	38,554	
Utilities	219,448	
Other Expense	24,559	
Case Services	984,255	
Total Expenditures		9,329,282
Excess (Deficiency) of Revenues Over Expenditures		0
Estimated Fund Balance - Beginning of Fiscal Year		Information not provided
Projected Fund Balance - End of Fiscal Year		Information not provided

Budgeted Revenues and Expenditures provided by Lexington County Community Mental Health Center.

Revenue Disbursements from Lexington County to Community Mental Health
FY 2001-02 through FY 2015-16

	BUDGET		ACTUAL			
	Requested	Recommended	Received	Disbursed	Difference	Millage
FY 2001-02	500,000	500,000	580,828	500,000	80,828	0.835
FY 2002-03	500,000	500,000	594,973	500,000	94,973	0.848
FY 2003-04	750,000	500,000	621,055	500,000	121,055	0.868
FY 2004-05	750,000	500,000	565,519	500,000	65,519	0.739
FY 2005-06	750,000	500,000	598,302	500,000	98,302	0.656
FY 2006-07	800,000	650,000	637,261	650,000	(12,739)	0.678
FY 2007-08	650,000	650,000	650,770	650,000	770	0.678
FY 2008-09	650,000	650,000	659,639	650,000	9,639	0.678
FY 2009-10	650,000	650,000	631,245	650,000	(18,755)	0.629
FY 2010-11	650,000	650,000	561,146	650,000	(88,854)	0.500
FY 2011-12	650,000	650,000	570,273	650,000	(79,727)	0.508
FY 2012-13	800,000	650,000	583,080	650,000	(66,920)	0.500
FY 2013-14	700,000	650,000	593,394	650,000	(56,606)	0.500
FY 2014-15	650,000	602,609	532,744	479,333	53,411	0.500
* Received and Disbursed through February 28, 2015						
FY 2015-16	**625,000**					

Note: Disbursement by Treasurer is equal to amount approved (budgeted) each fiscal year.

State of South Carolina
Department of Mental Health

MENTAL HEALTH COMMISSION:
Alison Y. Evans, PsyD, Chair
Joan Moore, Vice Chair
Jane B. Jones
Everard Rutledge, PhD
J. Buxton Terry

STATE DIRECTOR
John H. Magill

Lexington County Community Mental Health Center
301 Palmetto Park Blvd.
Lexington, SC 29072
Information: (803) 996-1500
Richard L. Acton, ACSW, Executive Director

February 12, 2014

Mr. Joe G. Mergo, III
County Administrator
County of Lexington
212 South Lake Drive
Lexington, SC 29072

Re: Fiscal Year 2016 Budget Request

Dear Joe,

As per your letter of January 20, 2015, Lexington County Community Mental Health Center's Fiscal Year 2016 Budget Request is attached.

Our request for Fiscal Year 2015 is for $625,000 of the Mental Health Millage to be allocated to Lexington County Community Mental Health Center in order to maintain our Emergency Services Programs.

This vital division provides intake and crisis services to residents of Lexington County who need immediate access to mental health care. Emergency Services also provides on-call services for nights, weekends and holidays for all of the Center's patients as well as other residents; thereby assuring 24/7 coverage for the county.

I hope the following information addresses your questions adequately. Please feel free to contact me if you require more detail or have further questions.

Yours very truly,

Richard L. Acton, ACSW
Executive Director

LEXINGTON COUNTY COMMUNITY MENTAL HEALTH CENTER

Lexington County Community Mental Health Center (LCCMHC) would like to request **$625,000** in millage funds from Lexington County for fiscal year 2016. LCCMHC serves only the citizens of Lexington County. In the spirit of coordination and cooperation this this represents a $25,000 reduction from the requested amount for this current fiscal year. All county appropriated funds are kept in Lexington County for the exclusive use of Lexington County Residents via the Center's Emergency/Crisis Services Program. These funds do not supplant funds from other state or federal resources. *All LCCMHC funds are 100% utilized to provide services to Lexington County citizens.*

In 1979, the Lexington County Council asked the SC Department of Mental Health to place a stand-alone Community Mental Health Center in Lexington County, This forward thinking group of citizens and leaders wanted to make sure that their citizens received the best healthcare possible and realized that mental healthcare was as important as physical healthcare. The Council further backed up this commitment by agreeing to provide county funds to the Center. *In 1980, with a population of 140,343 residents the Council provided $1.43 per resident ($200,000) to LCCMHC. Today with 273,752 men, women, and children calling Lexington County home, the Center's $625,000 request is equal to $2.27 per person.* As Lexington County Community Mental Health Center strives to provide high-quality services for our growing population we respectfully ask that you continue to honor this 35 year partnership.

LCCMHC's Emergency/Crisis Services Program provides a valuable and vital public service for county residents. The program serves as a "first line defense" for citizens experiencing a mental/emotional health crisis; thereby often preventing the need for other county resources (law enforcement, emergency medical responders and Lexington Medical Center Emergency Room physicians) to respond. The dedicated, center professionals who serve in this area are Masters level therapists who are licensed with the SC Department of Labor, Licensing, and Regulations and daily help to stabilize residents with emergency needs who walk or call into the Center.

Emergency/Crisis Program Services include:

- Walk or Call In mental health services for those residents needing immediate assistance with mental health issues and their families.

- Night, weekend, and holiday counselor availability for Lexington County citizens and their families in a mental health crisis via the Center's 24/7 AfterHours telephone system.

- Psychiatric consultation and clinical assistance five days a week for 18 hours to the staff of Lexington Medical Center's Emergency Department for residents presenting with mental health symptoms.

- Purchasing in-patient psychiatric beds at Three Rivers Behavioral Health in a cost-share agreement with Lexington Medical Center.

- Clinical screening and daily monitoring of uninsured or indigent county residents admitted to crisis stabilization beds in private in-patient facilities via a cost-share contract with LMC.

- Screen and facilitate requests from the community for involuntary, emergency and judicial evaluations of persons believed to be a risk to themselves or others due to mental illness or chemical addiction.

- Mental Health screening and assessments to match individuals with the most appropriate available service.

- Short-term, crisis stabilization treatment for citizens diverted from the hospital.

- Coordinate with local, county, and state-wide officials for preparedness and response in the event of a disaster.

Lexington County Community Mental Health Center's Emergency/Crisis Services annually provides an average of over 8100 services to Lexington residents. **This is a cost per service of $77.16.** The Center also continues to provide high-quality routine mental healthcare services through its other programs to nearly 6000 residents annually.

In 2011, when the Center was forced to reduce the emergency/crisis services it provided, due to relocation, the disruption resulted in Lexington Medical Center experiencing a **58%** increased influx in the number of residents seeking crisis mental healthcare in LMC's ER. These patients also experienced a 95% increase in wait times for needed psychiatric in-patient care. Any reduction in funding provided to LCCMHC will result in the Center having to reduce services to citizens of Lexington County; thereby increasing the demand on law enforcement and, as has been previously experienced, emergency medical caregivers.

Objective and Follow-Up

As Lexington County continues to be one of the fastest growing counties in the state, LCCMHC will also continue to see an ever increasing demand for mental healthcare services among these residents. Lexington County Community Mental Health Center helps the County Council meet its goals of providing public services to the citizens of Lexington County and managing growth to meet the needs of Lexington County by implementing innovative and efficient services to meet the needs of our population.

Provide for Public Service to Citizens of Lexington County:

- LCCMHC is a single county mental health center serving only Lexington County.

- The Center is highly regarded by other agencies as the mental health authority for the county

- LCCMHC provides an integral component along with law enforcement and emergency medical services in the safety net for county residents in crisis.

Manage Growth to Meet the Needs of Lexington County:

- Has grown with the county to bring services to residents where they live by expanding from one location to eight locations in all areas of the county.

- LCCMHC has secured increased funding over its 35 year history (1980 budget $400,000+ to a current budget of $9,000,000+) from all available resources to provide expanded nationally recognized best practices in mental healthcare designed to meet the specific needs of Lexington County and its citizens.

- Assisted County in meeting its fiscal responsibility by efficiently allowing for a decrease in LCCMHC's county appropriations request while maintaining current levels of service.

LCCMHC's Emergency/Crisis Services Program is designed to provide treatment options to prevent in-patient hospitalization and the need for more intensive responses to those citizens of Lexington County who find themselves facing a mental healthcare crisis. The goal is to provide these services so that there is no more than a 5% increase in the hospitalization rate for mental health issues among our residents. **This past fiscal year the Center not only met this goal, but these services resulted in a 6% decrease in hospitalizations.** This data is collected monthly and can be provided to the Council on a quarterly basis.

The men and women who work in Lexington County Community Mental Health Center's Emergency/Crisis Program are truly dedicate, highly trained professionals who daily face the call of emergency responders to help our Lexington County residents who are facing difficult, trying times. They provide these, our friends, family and neighbors, with the help and support they need to begin the healing process and continue to lead full, productive lives further helping Lexington County, South Carolina to remain a wonderful place to live and work. We sincerely hope you also see the tremendous value of this program to us all.

FY'16 PROJECTED
REVENUE/EXPENSES
Lexington County Community Mental Health Center

REVENUE

Total Funding Sources

MEDICAID REIMBURSEMENT	$3,500,000
OTHER FEES / INSTITUTIONAL REVENUE	1,271,900
STATE APPROPRIATIONS	3,586,368
COUNTY APPROPRIATIONS	**625,000**
BLOCK GRANTS	346,014
TOTAL REVENUE	**$ 9,329,282**

EXPENDITURES

Utilization of Total Funding

TOTAL PERSONNEL COST	$6,861,281
CONTRACTUAL SERVICES	200,500
SUPPLIES	356,186
FIXED CHARGES	526,000
TRAVEL / VEHICLE EXPENSES	118,499
EQUIPMENT	38,554
UTILITIES	219,448
OTHER EXPENSE	24,559
CASE SERVICES	984,255
TOTAL EXPENDITURES	**$ 9,329,282**

EXPENDITURE OF COUNTY APPROPRIATION

Adult Crisis Service Staff	$196,000
Child /Adolescent Crisis Service Staff	115,000
Crisis Services Psychiatrist	250,000
Crisis Services RN (20% time)	16,000
After Hours Crisis Staff	25,000
Cell Phone/Supplies	3,000
Answering Service	20,000
TOTAL EXPENDITURE	**$625,000**

SCDMH - SNAPSHOT OF PENDING ADMISSIONS
SUMMARY FY 10 - FY 15 (thru 12/15/14)

	Total Pending	Mental Illness	Alcohol Drug	Dual Diagnosis	Wait Hours	3rd Party Coverage	# of Children in ER after 5:00 PM
FY 10	**DMH Office located behind Lexington Medical and DMH staff working in the ER.**						
Total Patients	125	69	11	45		38	8
Average/Column	2.40	1.33	0.21	0.87	85.04		
% of Patient Categories		55.20%	8.80%	36.00%			
% of Patients with 3rd Party Coverage						30.40%	
FY 11	**DMH Office behind the ER was closed and DMH staff were no longer stationed in the ER.**						
Total Patients	198	116	18	64		76	18
Average/Column	3.81	2.23	0.35	1.23	163.94		
% of Patient Categories		58.59%	9.09%	32.32%			
% of Patients with 3rd Party Coverage						38.38%	
FY 12							
Total Patients	260	125	36	99		96	9
Average/Column	5.00	2.40	0.69	1.90	182.92		
% of Patient Categories		48.08%	13.85%	38.08%			
% of Patients with 3rd Party Coverage						36.92%	
FY 13	**DMH staff returned to Lexington Medical ER mid-way through this fiscal year.**						
Total Patients	242	143	21	78		86	14
Average/Column	4.65	2.75	0.40	1.50	145.71		
% of Patient Categories		59.09%	8.68%	32.23%			
% of Patients with 3rd Party Coverage						35.54%	
FY 14	**DMH staff consistently working in Lexington Medical ER.**						
Total Patients	174	100	30	44		64	6
Average/Column	3.28	1.89	0.57	0.83	125.51		0
% of Patient Categories		57.47%	17.24%	25.29%			
% of Patients with 3rd Party Coverage						36.78%	
FY 15							
Total Patients	99	75	3	21		51	10
Average/Column	3.54	2.68	0.11	0.75	179.18		35.71%
% of Patient Categories		75.76%	3.03%	21.21%			
% of Patients with 3rd Party Coverage						51.52%	

LEXINGTON COUNTY SCHOOL DISTRICT TWO

MEMORANDUM

TO: Lexington County Council

FROM: Venus J. Holland, Ed.D.
Superintendent

RE: Mental Health County Budget Request 2015

DATE: February 11, 2015

I am writing this letter to request that you fully fund Lexington County Community Mental Health Center's (LCCMHC) FY15 budget request. LCCMHC, and specifically the Child, Adolescent, and Families (CAF) Division of LCCMHC, provides a vital service to the community and citizens of Lexington County; budgetary cuts would create a significant hardship in provision of services to our county's children, and would directly impact the children attending Lexington County schools benefitting currently from School-Based Services (SBS).

School-Based Services therapists provide treatment year-round in 32 Lexington County schools and in all Lexington County Head Start Centers to better serve those children with mental health needs in their natural environment. Each school-based clinician provides crisis intervention and the full range of core services (individual, group, family therapy) to all students referred; SBS also assists with triage needs for all students in SBS schools, client or non-client, and are available for global crisis responding/debriefing when a school experiences a community-wide traumatic event. SBS is a best practice model shown to increase accessibility to mental health services as well as reduce the stigma often associated with receiving mental health services, thus enhancing positive treatment outcomes.

Mental Health services are an essential part of the community. One in every 40 people will suffer from a mental illness at some point during their lifetime. One in every 4 people will be touched by mental illness either through a family member, friend or other loved one. As the population of the county continues to grow, there is also a constantly growing need for more mental health services.

Lexington County Community Mental Health Center serves an essential and very important role in the daily lives of so many of our children; to reduce or deny funding to support these crucial services would fail to recognize the importance of mental health services in ensuring Lexington County students are healthy, happy, and ready to learn when they come to school each day.

Thank you for your consideration and attention to this matter.

715 Ninth Street • West Columbia, South Carolina 29169
Telephone (803) 796-4708 • Fax (803) 739-4063

Mental Health America of South Carolina

February 8, 2015

Lexington County Council,

As the Executive Director for Mental Health America SC, the leading advocacy agency for citizens who suffer from mental illness in the state, I am writing this letter to request that you fully fund Lexington County Community Mental Health Center's (LCCMHC) FY15 mileage request.

Mental Health services are a vital part of a healthy community. 1 in every 40 people will suffer from a mental illness at some point during their lifetime. 1 in every 4 people will be touched by mental illness either through a family member, friend or other loved one. With Lexington County continuing to be one of the fastest growing counties in South Carolina, your county will also continue to see a substantial increase in the number of residents needing mental health care in order to live full, productive, high quality lives.

LCCMHC and its staff serve to help fulfill this purpose every day. Like law enforcement officers and emergency medical technicians, the Center's dedicated and highly trained in-take and crisis staff deal daily with county residents who are experiencing difficult and painful times. They are often called upon by local and county officers to assist in various crisis situations. They are available to children, parents and teachers when there has been a disturbing incident at a school to help those affected respond, process and heal. They are also there when a father, mother or teenager calls in the middle of the night distraught and in danger.

In order for Lexington County to continue to be a vital and health community, a place where businesses want to locate and people want to live, educate and raise a family, high quality mental health care must be an integral part of the local healthcare system, and any erosion of this system will impact the quality of life for all those who call Lexington County home.

Sincerely,

Joy Jay

www.mha-sc.org

1823 Gadsden Street, Columbia, SC 29201 • P: 803.779.5363 • F: 803.929.6147

Pupil Services
Lexington School District Four
Linda G. Lavender, Ph.D.
Superintendent

607 East Fifth Street
Swansea, South Carolina
29160
(803)568-1000

Date: February 11, 2016

To: Lexington County Council

From: Greg Feeback, Director of Pupil Services Lexington School District Four

In Re: Mental Health County Budget Request 2015

I am writing this letter to request that you fully fund Lexington County Community Mental Health Center's (LCCMHC) FY15 budget request. LCCMHC, and specifically the Child, Adolescent, and Families (CAF) Division of LCCMHC, provides a vital service to the community and citizens of Lexington County; budgetary cuts would create a significant hardship in provision of services to our county's children, and would directly impact the children attending our Lexington County schools benefitting currently from School-Based Services (SBS).

School-Based Services therapists provide treatment year-round in 32 Lexington County schools and in all Lexington County Head Start centers to better serve those children with mental health needs in their natural environment. Each school-based clinician provides crisis intervention and the full range of core services (individual, group, family therapy) to all students referred; SBS also assists with triage needs for all students in SBS schools, client or non-client, and are available for global crisis responding/debriefing when a school experiences a community-wide traumatic event. SBS is a best practice model shown to increase accessibility to mental health services as well as reduce the stigma often associated with receiving mental health services, thus enhancing positive treatment outcomes.

Mental Health services are an essential part of the community. One in every 40 people will suffer from a mental illness at some point during their lifetime. One in every 4 people will be touched by mental illness either through a family member, friend or other loved one. As the population of the county continues to grow there is also a constantly growing need for more mental health services.

Lexington County Community Mental Health Center serves an essential and very important role in the daily lives of so many of our children; to reduce or deny funding to support these crucial services would fail to recognize the importance of mental health services in ensuring Lexington County students are healthy, happy, and ready to learn when they come to school each day.

Thank you for your consideration and attention to this matter.

Greg Feeback
Director of Pupil Services
Lexington School District Four

LEXINGTON MEDICAL CENTER

2720 Sunset Boulevard
West Columbia, S.C. 29169
(803) 791-2000

LEXINGTON COUNTY
FEB 17 2015
FINANCE DEPT

February 5, 2015

Lexington County Council,

This letter is in support of Lexington County Community Mental Health Center's (LCCMHC) FY'15 county budget request. LCCMHC' crisis response program provides a vital service to the community and citizens of Lexington County.

Through this program LCCMHC is able to assist Lexington Medical Center (LMC) with those residents that are facing acute mental health crisis and brought into LMC's Emergency Department. The mental health center daily has a staff member come to the ED to provide medical center staff with consultations for patients that are experiencing a behavioral health crisis. This therapist also helps ED staff to transition these patients out of the ED into available beds at in-patient behavioral health hospitals.

Lexington Mental Health's walk-in services further increase the ED's efficiency in providing care. This program allows us to safely release patients who are stable and do not need in-patient treatment by knowing that they can be transported to LCCMHC and that day see a counselor.

When these vital services were not available Lexington Medical Center's Emergency Department saw a substantial increase in number or citizen's coming in with mental health issues. These patients required more care and more staff time. As a result all those coming into the ED experienced longer wait times for needed medical attention.

These are often unseen but important services for all those who call Lexington County home and have in the past and may in the future need emergency medical care. Therefore, I ask that you respectfully fully fund the Lexington County Community Mental Health Center's millage proposal request in order to maintain this long standing, vital program that the residents of Lexington County have come to rely on and expect.

Sincerely,

Wesley H. Shuler, MD, FACEP
Director of Emergency Services
Lexington Medical Center

LEXINGTON MEDICAL CENTER

2720 Sunset Boulevard
West Columbia, S.C. 29169
(803) 791-2000

February 5, 2015

Lexington County Council,

This letter is in support of Lexington County Community Mental Health Center's (LCCMHC) FY'15 county budget request. LCCMHC' crisis response program provides a vital service to the community and citizens of Lexington County.

Through this program LCCMHC is able to assist Lexington Medical Center (LMC) with those residents that are facing acute mental health crisis and brought into LMC's Emergency Department. The mental health center daily has a staff member come to the ED to provide medical center staff with consultations for patients that are experiencing a behavioral health crisis. This therapist also helps ED staff to transition these patients out of the ED into available beds at in-patient behavioral health hospitals.

Lexington Mental Health's walk-in services further increase the ED's efficiency in providing care. This program allows us to safely release patients who are stable and do not need in-patient treatment by knowing that they can be transported to LCCMHC and that day see a counselor.

When these vital services were not available Lexington Medical Center's Emergency Department saw a substantial increase in number or citizen's coming in with mental health issues. These patients required more care and more staff time. As a result all those coming into the ED experienced longer wait times for needed medical attention.

These are often unseen but important services for all those who call Lexington County home and have in the past and may in the future need emergency medical care. Therefore, I ask that you respectfully fully fund the Lexington County Community Mental Health Center's millage proposal request in order to maintain this long standing, vital program that the residents of Lexington County have come to rely on and expect.

Sincerely,

M. T. Crump, MD, FACEP
Associate Medical Director of Emergency Services
Lexington Medical Center

LEXINGTON COUNTY
FEB 17 2015
FINANCE DEPT

LEXINGTON COUNTY RECREATION & AGING COMMISSION

Budgeted Revenues and Expenditures
Fund 7620
Fiscal Year 2015-16

Revenues:		
REQUESTED **Lexington County Appropriation**	$ **10,739,625**	
Fees & Registrations	1,792,550	
Other	10,000	
Total Revenues		$ 12,542,175
Expenditures:		
Personnel	$ 5,760,529	
Maintenance	2,904,175	
Operations	410,940	
Programs	882,500	
Capital	415,000	
Total Expenditures		10,373,144
Excess (Deficiency) of Revenues Over Expenditures		2,169,031
Other Uses:		
Transfers to Other Funds (i.e. Aging Fund)		(2,519,031)
Transfers to Capital Projects Fund		0
Excess (Deficiency) of Revenues Over Expenditures and Other Uses		(350,000)
Estimated Fund Balance - Beginning of Fiscal Year		11,693,990
Projected Fund Balance - End of Fiscal Year		$ 11,343,990

Budgeted Revenues and Expenditures provided by Lexington County Recreation & Aging Commission.

Revenue Disbursements from Lexington County to Lexington County Recreation & Aging Commissior
FY 2001-02 through FY 2015-16

	BUDGET		ACTUAL			
	Requested	Recommended	Received	Disbursed	Difference	Millage
FY 2001-02	4,780,832	4,780,832	5,064,720	5,064,720	0	10.060
FY 2002-03	5,220,795	5,220,795	5,188,082	5,188,082	0	10.221
FY 2003-04	5,443,295	5,443,295	5,432,853	5,432,853	0	10.466
FY 2004-05	6,704,287	6,332,798	6,357,434	6,357,434	0	12.207
FY 2005-06	6,502,275	6,502,275	6,723,672	6,723,672	0	10.928
FY 2006-07	6,772,081	6,772,081	7,370,530	7,370,530	0	11.300
FY 2007-08	7,397,830	7,397,830	7,939,810	7,939,810	0	11.913
FY 2008-09	8,457,436	8,457,436	8,783,570	8,783,570	0	12.499
FY 2009-10	9,339,316	9,339,316	9,130,851	9,130,758	92	12.499
FY 2010-11	9,490,558	9,490,558	9,577,219	9,577,404	(185)	12.116
FY 2011-12	9,635,607	9,635,607	9,859,456	9,859,456	0	12.315
FY 2012-13	9,964,629	9,964,629	10,193,962	10,193,869	93	12.315
FY 2013-14	10,305,173	10,305,173	10,458,324	10,458,324	0	12.315
FY 2014-15	10,472,940	10,472,940	9,388,290	8,530,877	857,413	12.315

* Received and Disbursed through February 28, 2015

FY 2015-16	**10,739,625**					

Note: Full disbursement by Treasurer of all collections.

Lexington County Recreation & Aging Commission
563 South Lake Drive, Lexington, South Carolina 29072
803-359-4048
Randy H. Gibson
Executive Director

February 17, 2015

Joe G. Mergo, III
County Administrator
212 South Lake Drive
Lexington, SC 29072

Dear Mr. Mergo:

Please find enclosed, our preliminary General Fund Budget for the fiscal year 2015-16. We are not asking for a millage increase other than any CPI increase that County Council may approve and the estimated population growth.

We have always enjoyed our relationship with Council in past years and look forward to working with you and your staff in the future.

If we can be of any assistance to you please do not hesitate to let us know.

Sincerely,

Ransom (Randy) H. Gibson, CPA
Executive Director

LEXINGTON COUNTY RECREATION & AGING COMMISSION
PRELIMINARY GENERAL FUND BUDGET
FISCAL YEAR 2015-2016

Revenues:	
Property Taxes	$ 10,739,625
Fees & Registrations	1,792,550
Other	10,000
Total Revenues	12,542,175
Expendiutres:	
Personnel	5,760,529
Maintenance	2,904,175
Operations	410,940
Programs	882,500
Capital	415,000
Total Expenditures	10,373,144
Excess Revenue Over (Under) Expenditures	2,169,031
Other Financing Sources (Uses)	
Transfer To Aging Fund	(2,519,031)
Excess Revenue And Other Financing Sources Over (Under) Expenditures And Other Sources	(350,000)
Esimated Fund Balance - Beginning	11,693,990
Projected Fund Balance - Ending	$ 11,343,990

LEXINGTON COUNTY RECREATION AND AGING COMMISSION
PRELIMINARY GENERAL FUND
FISCAL YEAR 2015-2016 BUDGET

DESCRIPTION		FY 15-16 ANNUAL BUDGET
Property Taxes	$	10,739,625
Interest Earned		10,000
Special Projects Income		1,727,050
Rental Income		2,500
Miscellaneous		15,000
Special Events		6,000
Registration Fees		42,000
Total Revenues	$	12,542,175
Salaries		
Administration	$	795,055
Recreation		818,146
Part-Time		1,042,032
Maintenance		1,556,764
Fringes		1,548,532
Total Salaries	$	5,760,529
Maintenance		
Oil & Gasoline	$	225,000
Repairs		198,625
Utilities		1,065,200
Radio Service		12,000
Materials & Supplies		825,000
Landfill Fees		12,000
Garbage Service		47,500
Pest Control		10,800
Small Tools & Equipment		15,000
Sports Field Bulbs		12,000
Port-O-Johns		9,000
Contract Labor		407,050
Tennis Court Resurfacing		65,000
Total Maintenance	$	2,904,175
Operations		
Travel	$	8,400
Insurance		188,000
Office Operations		92,565
Conference Expense		17,000
Professional Training		7,375
Legal & Auditing		16,000
Medical Disbursements		1,250
Telephone		78,850
Facility Rent		1,500
Total Operations	$	410,940

LEXINGTON COUNTY RECREATION AND AGING COMMISSION
PRELIMINARY GENERAL FUND
FISCAL YEAR 2015-2016 BUDGET

DESCRIPTION		FY 15-16 ANNUAL BUDGET
Program Allowances		
Athletic Supplies	$	22,000
Officials		70,000
Grants		3,800
Commission Expenses		22,000
Special Events		2,000
Marketing & Promotions		7,000
Total Program Allowances	$	126,800
Capital Outlay		
Equipment	$	175,000
Furniture & Fixtures		15,000
Vehicles		180,000
Facility Improvements		45,000
Total Capital Outlay	$	415,000
Other Financing Uses		
Transfers - Aging Fund	$	2,519,031
Transfers - Other		
Total Other Financing Uses	$	2,519,031
Special Projects		
Batesburg-Leesville	$	25,750
Lexington Leisure		57,900
Spires		10,350
Tri-City		60,950
Gilbert		6,200
Oak Grove Tennis Complex		145,700
Cayce Tennis Complex		138,900
Oak Grove/Pine Grove		309,950
	$	755,700
Total Expenditures	$	12,892,175

IRMO CHAPIN RECREATION COMMISSION

Budgeted Revenues and Expenditures

Fund 7630

Fiscal Year 2015-2016

Revenues:		
***REQUESTED* Lexington County Appropriation**	$ **4,181,488**	
Fees, Rentals, Registrations, Grants	526,118	
Other	1,003,700	
Total Revenues		$ 5,711,306
Expenditures:		
Personnel	$ 3,799,909	
Operations	1,490,665	
Capital	320,732	
Total Expenditures		5,611,306
Excess (Deficiency) of Revenues Over Expenditures		100,000
Other Uses:		
Transfer to Other Funds		(100,000)
Excess (Deficiency) of Revenues Over Expenditures and Other Uses		$ 0
Estimated Fund Balance - Beginning of Fiscal Year		Information not provided
Projected Fund Balance - End of Fiscal Year		Information not provided

Budgeted Revenues and Expenditures provided by Irmo Chapin Recreation Commission.

Revenue Disbursements from Lexington County to Irmo Chapin Recreation Commission
FY 2001-02 through FY 2015-16

	BUDGET		ACTUAL			
	Requested	Recommended	Received	Disbursed	Difference	Millage
FY 2001-02	1,920,769	1,920,769	1,975,727	1,975,727	0	9.888
FY 2002-03	2,561,714	2,561,714	2,494,120	2,494,120	0	13.046
FY 2003-04	2,604,105	2,604,105	2,609,000	2,609,000	0	13.359
FY 2004-05	2,644,105	2,644,105	2,691,387	2,691,387	0	13.666
FY 2005-06	2,736,187	2,736,187	3,021,978	3,021,978	0	11.975
FY 2006-07	3,235,748	2,971,463	3,147,135	3,147,135	0	12.382
FY 2007-08	3,261,683	3,261,683	3,356,585	3,356,585	0	13.053
FY 2008-09	3,467,169	3,467,169	3,574,898	3,574,898	0	13.695
FY 2009-10	3,536,512	3,536,512	3,644,985	3,644,960	25	13.695
FY 2010-11	3,642,607	3,642,607	3,781,001	3,781,050	(49)	13.139
FY 2011-12	3,788,311	3,788,311	3,930,007	3,930,007	0	13.354
FY 2012-13	3,883,019	3,883,019	3,937,549	3,937,524	25	13.354
FY 2013-14	3,999,510	3,999,510	4,009,229	4,009,229	0	13.354
FY 2014-15	4,099,498	4,049,210	3,660,615	3,546,168	114,447	13.354
* Received and Disbursed through February 28, 2015						
FY 2015-16	**4,181,488**					

Note: Full disbursement by Treasurer of all collections.

IRMO CHAPIN RECREATION COMMISSION

February 05, 2015

Mr. Joe Mergo
County Administrator
County of Lexington
212 South Lake Drive
Lexington, South Carolina 29072

Re: FY 2015-2016 Budget

Dear Mr. Mergo,

Per your request, we are enclosing our preliminary FY 15-16 budget. Note that this is an estimated budget and it is likely that some changes will be made before the budget becomes final. Currently, our budget timetable calls for a public hearing on May 20th and final adoption by the Commission on May 27, 2015. Once the budget is final we will promptly submit to it to you.

Our preliminary budget includes total funding sources anticipated and the estimated utilization of total funding as requested. Our request assumes a 2.0% increase in County tax revenue over the previously budgeted amount in 2014-15. This amount is reflective of both the growth rate in the assessed value of property in our District, and anticipated actual receipts. This amount is supported by figures provided to us by the Auditor's office. However, should County Council grant an additional amount for CPI we would like to reserve the option to amend our request accordingly.

In regards to your request on the service level indicators, we are enclosing our annual report which reflects clients served, number and types of programs, and other descriptive details of our operations.

I trust that the information we are submitting is adequate until the Commission's final approval of our budget in May. Please feel free to contact me if you need additional information.

Sincerely,

Elizabeth Taylor
Executive Director

Enclosures

cc: Mr. Phil Yarborough
Mr. Johnny Jeffcoat

Commissioners
John A. Sowards, Chairman
Scott A. Wilhide, Vice Chairman
Emily C. Shuman, Secretary
Bruce P. Loveless
William H. Harmon

Executive Director
Elizabeth Taylor

ICRC Administration
5605 Bush River Road
Columbia, SC 29212
(803) 772-1228

Crooked Creek Park
1098 Old Lexington Hwy.
Chapin, SC 29036
(803) 345-6181

Saluda Shoals Park
5605 Bush River Road
Columbia, SC 29212
(803) 772-1228

Seven Oaks Park
200 Leisure Lane
Columbia, SC 29210
(803) 772-3336

Irmo Chapin Recreation Commission
General Fund
Proposed Budget for Lexington County Council
Fiscal Year 2015-2016

DESCRIPTION	FY 2015 Approved Budget	FY 2016 Requested	Increase (Decrease)
REVENUE:			
Local Taxes	$ 4,099,498	$ 4,181,488	$ 81,990
Interest Earned	5,000	5,000	0
Building Rentals	32,000	33,600	1,600
Outdoor Rentals	32,025	33,626	1,601
Fitness Fees	166,000	169,320	3,320
Concessions	0	0	0
I.D. Card Fees	26,000	26,520	520
Donations & Grant Related Income	22,600	23,052	452
Appeal Letter	20,000	20,000	0
TR Program	53,757	56,000	2,243
Grants & Contracts	222,350	240,000	17,650
Food Co-Op	12,000	12,000	0
Gift Shop	6,000	6,000	0
CLTC Income	5,900	5,000	(900)
Special Events	7,200	7,200	0
Miscellaneous	5,000	7,500	2,500
Transfer from Fund 20 (health Insurance)	0	0	0
Transfer from SS Foundation	5,000	5,000	0
Employee Insurance Withholdings	120,000	180,000	60,000
Transfer from Special Revenue	436,442	450,000	13,558
Transfer from Previous year FB	241,819	250,000	8,181
TOTAL REVENUE	**5,518,591**	**5,711,306**	**192,715**
EXPENDITURES:			
Salaries	$ 2,379,897	$ 2,427,495	$ 47,598
Part Time Wages	301,324	307,350	6,026
Fringe Benefits	580,522	543,582	(36,940)
Health Insurance Costs	496,649	521,481	24,832
Professional Development	56,946	57,500	554
Staff Travel	1,750	1,750	0
Office Operations	18,700	20,000	1,300
I.D System Operations	4,980	5,100	120
Data Processing Operations	52,950	54,000	1,050
Office Equipment Maintenance	19,250	20,000	750
Printing/Advertising	10,525	12,500	1,975
Appeal Letter Expenses	1,500	3,000	1,500
Marketing	204,450	210,000	5,550
Telephone & Cable	86,633	90,000	3,367
Professional Services	50,060	55,000	4,940
Facility Maintenance	244,900	265,000	20,100
Fitness Equipment Maintenance	8,000	9,000	1,000
Fuel And Lubricants	48,650	50,000	1,350
Vehicle Maintenance	19,400	22,500	3,100
Park Equipment Maintenance	18,600	20,000	1,400
Utilities	234,000	250,000	16,000
Insurance	73,000	68,000	(5,000)
Gift Shop	1,800	1,800	0
Special Events	10,965	10,965	0
Sundry Supplies	13,650	13,650	0
Intergenereational Programs	900	900	0
Meal Costs	56,000	60,000	4,000
Food Co-Op Expenses	9,000	9,000	0
GRI Expenses	12,500	14,000	1,500
TR Related Expenditures	13,190	14,000	810
Foundation Expenses	5,000	5,000	0
Miscellaneous Expenditures	48,000	48,000	0
Capital Outlay	214,900	320,732	105,832
Contigency	100,000	100,000	0
Transfers to fund 40	120,000	100,000	(20,000)
TOTAL EXPENDITURES	**5,518,591**	**5,711,306**	**192,715**
Net	**0**	**(0)**	**(0)**

MIDLANDS TECHNICAL COLLEGE
Budgeted Revenues and Expenditures
Fund 7650
Fiscal Year 2015-16

Revenues:		
Student Tuition & Fees	$ 52,722,157	
State Appropriations	13,958,389	
REQUESTED* Lexington County Appropriation	**5,182,383**	
Richland County Appropriation	7,594,598	
Fairfield County Appropriation	146,829	
Auxiliary Enterprises, Other	2,961,850	
Restricted Revenues (Federal and State Grants, Student Financial Aid, Other)	49,550,506	
Total Revenues		$ 132,116,712
Expenditures:		
Instruction / Academic Support	42,507,979	
Student Support Services	11,294,838	
Plant Operations	12,923,810	
Institutional Support	11,758,853	
Auxiliary Enterprises	681,766	
Restricted Disbursements (Federal and State Grants, Student Financial Aid, Other)	49,550,506	
Total Expenditures		128,717,752
Excess (Deficiency) of Revenues Over Expenditures		3,398,960
Other Uses:		
Transfers (Capital)		3,398,960
Excess (Deficiency) of Revenues Over Expenditures and Other Uses		0
Estimated Fund Balance - Beginning of Fiscal Year		Information not provided
Projected Fund Balance - End of Fiscal Year		Information not provided

*** Includes $1,549,190 for Capital Fund 7652.**

Budgeted Revenues and Expenditures provided by Midlands Technical College.

Revenue Disbursements from Lexington County to Midlands Technical College
FY 2001-02 through FY 2015-16

	BUDGET		ACTUAL			
	Requested	Recommnded	Received	Disbursed	Difference	Millage
FY 2001-02	2,027,666	2,027,666	1,979,824	2,027,666	(47,842)	2.792
FY 2002-03	2,200,556	2,200,556	2,186,699	2,200,556	(13,857)	3.137
FY 2003-04	2,198,364	2,198,364	2,301,235	2,198,365	102,870	3.212
FY 2004-05	2,324,164	2,324,164	2,407,884	2,324,164	83,720	3.286
FY 2005-06	2,384,944	2,384,944	2,562,561	2,384,974	177,587	2.924
FY 2006-07	2,455,176	2,455,176	2,785,364	2,455,176	330,188	3.023
FY 2007-08	2,540,753	2,540,753	2,856,103	2,540,753	315,350	3.023
FY 2008-09	2,629,201	2,629,201	2,968,442	2,629,201	339,241	3.023
FY 2009-10	2,629,201	2,629,201	3,048,806	2,721,402	327,404	3.023
FY 2010-11	2,816,652	2,816,652	3,190,579	2,816,652	373,927	2.922
FY 2011-12	2,955,969	2,955,969	3,279,519	2,955,969	323,550	2.970
FY 2012-13	3,059,427	3,059,427	3,368,753	3,059,427	309,326	2.970
FY 2013-14	3,182,942	3,182,942	3,443,881	3,182,942	260,939	2.970
FY 2014-15	3,310,259	3,310,259	3,103,221	2,850,933	252,288	2.970
* Received and Disbursed through February 28, 2015						
FY 2015-16	**3,633,193**					

Note: Disbursement by Treasurer is equal to amount approved (budgeted) each fiscal year.

MIDLANDS
TECHNICAL COLLEGE

February 13, 2015

Mr. Joe G. Mergo, III
Lexington County Administrator
212 South Lake Drive
Lexington, SC 29072

Dear Mr. Mergo:

Enclosed is Midlands Technical College's 2015-2016 Budget Request for Lexington County. Also enclosed is a report of funding sources and service level indicators. Please note that the College will utilize 100 percent of the requested budget during 2015-2016.

We would appreciate as much of an advance notice as possible if the College is expected to present its budget. However, Dr. White and I would welcome the opportunity to provide Council a college update at some point during the budget process.

As always, thank you for your support and please call if you have questions.

Sincerely,

Ronald L. Rhames

Dr. Ronald L. Rhames
Senior Vice President and Chief Operating Officer

RLR:sn
Enclosures

C: Mr. Randy Poston, Finance Director, Lexington County
Dr. Marshall White, President
Ms. Debbie Walker, Associate VP for Business Affairs
Mr. Craig Hess, Director of Operations
Mr. Ian MacLean, Director of Finance
Ms. Sheila Smith, Budget Director

Rhames/J. Mergo 2015

MIDLANDS TECHNICAL COLLEGE
Budget Request
Fiscal Year 2015-16
Richland-Lexington Counties, South Carolina

Midlands Technical College is pleased to submit its budget request for fiscal year 2015-16. In developing this budget request, the college is keenly aware of the pressures on local governments to provide quality services for citizens, while minimizing the effect on taxes. Midlands Technical College has a history of keeping its requests to County Councils at a minimum. The college does this by controlling personnel costs, deferring maintenance and limiting essential equipment purchases. Despite making these sacrifices, the college has been able to maintain high level, quality educational services and facilities for the citizens of the Midlands. This budget is developed with the same level of commitment the college has to providing quality services to the citizenry, while minimizing the effect on taxpayers.

Midlands Technical College receives funding from Richland and Lexington Counties for facilities and operations under South Carolina Article 1730 to Chapter 53, Title 59, of the Code of Law, 1989. Facilities and Operations funding consists of funds for utilities, security, housekeeping, transportation, non-personnel insurance, maintenance, and repair of buildings and grounds, building alterations and modifications and construction of new facilities, as well as funds for college personnel associated with these activities. The funding responsibility is based on a population distribution and is split 40.56% Lexington County and 59.44% Richland County based on the census done in 2010.

Pages 2-4 represent the College's 2015-16 operating budget request. Page 5 is the College's 10-year capital plan.

Based on the population distribution outlined in Paragraph 2 above, the budget request for fiscal year 2015-16 is shown below.

Lexington County	**2015-16**
Operating Budget	$3,633,193
Capital Budget	$ 982,130 *
Debt Service	0.5 Mil ***

Richland County	**2015-16**
Operating Budget	$5,324,384 (or the cap)
Capital Budget	1 Mil (or the cap)**
Debt Service	0.5 Mil (or the cap)***

* $982,130 is for Capital Projects.

** For fiscal year 2015-16, $1,439,295 will be designated. Any undesignated funds will be escrowed for future projects.

*** For construction and debt service toward the four Half Mil projects approved in 2005-06 budget cycle. (Harbison Campus General Purpose Classroom/Auditorium, Batesburg/Leesville Education Facility, NE Campus Engineering Technology Project, and NE Campus Accelerator)

MIDLANDS TECHNICAL COLLEGE

Plant Operations Budget
FY 2015-16

Facilities and Operations Funding Requirements: The college's total FY 2015-16 Facilities and Operations Budget is shown below (excluding capital):

	FY 14-15	**FY 15-16**
UTILITIES	2,387,575	2,725,051
HOUSEKEEPING/GROUNDS	1,767,214	1,939,951
GENERAL MAINTENANCE	1,541,164	1,681,669
SECURITY	1,055,423	1,156,886
MAJOR REPAIRS/CONSTRUCTION	600,000	630,000
ADMINISTRATION	539,012	548,660
INSURANCE	154,000	156,360
TRANSPORTATION	117,000	119,000
TOTAL	**8,161,388**	**8,957,577**

FY 2015-16
COUNTY BUDGET

	FY 14-15	FY 15-16
UTILITIES	**2,387,575**	**2,725,051**
HOUSEKEEPING/GROUNDS		
Salaries - Permanent	458,450	466,630
Staff Benefits - Permanent	160,458	163,321
Salaries - Temporary	5,000	2,500
Contract Labor	885,173	1,014,500
Supplies (Housekeeping)	171,133	185,000
Supplies (Grounds)	77,000	100,000
Uniforms	1,000	1,500
Equipment	9,000	6,500
Total Housekeeping/Grounds	**1,767,214**	**1,939,951**
GENERAL MAINTENANCE		
Salaries - Permanent	506,313	509,903
Staff Benefits	177,210	178,466
Salaries - Temporary	5,000	40,000
Uniforms	2,500	2,500
General Repair/Maintenance	396,941	437,600
Professional Services	3,200	3,200
Supplies	450,000	510,000
Total General Maintenance	**1,541,164**	**1,681,669**
SECURITY		
Salaries - Permanent	237,640	251,890
Staff Benefits - Permanent	95,056	100,756
Salaries - Temporary	0	60,000
Contract Security	698,427	716,240
Supplies	16,300	18,000
Training & Equipment	8,000	10,000
Total Security	**1,055,423**	**1,156,886**

MAJOR REPAIRS/CONSTRUCTION		
General Alterations/Repairs	200,000	210,000
Roof Repairs - College-wide (Plant)	200,000	210,000
Mech. Systems	200,000	210,000
Total Major Repairs/Construction	**600,000**	**630,000**
ADMINISTRATION		
Salaries - Permanent	389,194	393,007
Staff Benefits	136,218	137,553
Training	3,100	5,000
Travel	1,000	1,000
Office Support	9,500	12,100
Total Administration	**539,012**	**548,660**
INSURANCE		
Buildings and Contents	128,000	130,360
Motor Vehicles	26,000	26,000
Total Insurance	**154,000**	**156,360**
TRANSPORTATION		
Motor Vehicle Supplies/Repair	81,000	83,000
Vehicle Replacement	36,000	36,000
Total Transportation	**117,000**	**119,000**
TOTAL	**8,161,388**	**8,957,577**

	MIDLANDS TECHNICAL COLLEGE CAPITAL NEEDS CASH FLOW BUDGET							
	BY SOURCE OF FUNDS	thru 14/15	15/16	16/17	17/18	18/19	19/20	
1	LEARNING RESOURCE CENTER (BELTLINE)							
2	RICHLAND COUNTY	$ 6,131,818						
3	LEXINGTON COUNTY	$ 4,168,222						
4	COLLEGE FUNDS	$ 4,499,960						
5	ADVANCED MANUFACTURING TECH CENTER							
6	RICHLAND COUNTY	$ 1,245,153						
7	LEXINGTON COUNTY	$ 865,276						
8	COLLEGE FUNDS	$ 2,889,671						
9	LEARNING RESOURCE CENTER RENOVATIONS (AIRPORT)							
10	RICHLAND COUNTY	$ 1,383,937	$ 102,063					
11	LEXINGTON COUNTY	$ 944,356	$ 69,644					
12	BC LET RENOVATION/REPLACEMENT							
13	RICHLAND COUNTY	$ 482,908	$ 1,337,232	$ 1,468,081	$ 1,497,443			
14	LEXINGTON COUNTY	$ 329,521	$ 912,486	$ 1,001,773	$ 1,021,808			
15	STATE FUNDS-CIB				$ 19,448,749			
16	COLLEGE FUNDS	$ 32,550			$ 2,467,111			
17	INDUSTRIAL BUILDING RENOVATION							
18	RICHLAND COUNTY							
19	LEXINGTON COUNTY							
20	COLLEGE FUNDS	$ 1,700,000						
21	BC WM RENOVATION							
22	STATE FUNDS-CIB							
23	NE CLASS RM/ADMIN FACILITY							
24	RICHLAND COUNTY							
25	LEXINGTON COUNTY							
26	STATE FUNDS-CIB							
27	PLANT PROJECTS*							
28	COUNTY PLANT FUNDS		$ 630,000	$ 630,000	$ 630,000	$ 630,000	$ 630,00	
29	COLLEGE FUNDS		$ 200,000	$ 200,000	$ 200,000	$ 200,000	$ 200,00	
30	MAJOR BUILDING RENOVATION							
31	RICHLAND COUNTY					$ 1,527,391	$ 1,557,93	
32	LEXINGTON COUNTY					$ 1,042,244	$ 1,063,08	
33	DEBT SERVICE							
34	COLLEGE FUNDS		$ 1,102,021	$ 1,074,061	$ 1,046,543	$ 1,016,454	$ 986,78	
35	RICH COUNTY HALF MIL - DEBT SERVICE		$ 830,919	$ 847,537	$ 864,488	$ 881,778	$ 899,41	
36	LEX COUNTY HALF MIL - DEBT SERVICE		$ 567,060	$ 578,401	$ 589,969	$ 601,769	$ 613,80	
37	TOTAL ALL SOURCES	$ 24,673,611	$ 5,751,425	$ 5,799,854	$ 27,765,111	$ 5,899,636	$ 5,951,02	
38	TOTAL BY SOURCE (PER YEAR)	13/14	15/16	16/17	17/18	18/19	19/20	
39	RICHLAND COUNTY	$ 9,243,816	$ 1,439,295	$ 1,468,081	$ 1,497,443	$ 1,527,391	$ 1,557,93	
40	LEXINGTON COUNTY	$ 6,307,375	$ 982,130	$ 1,001,773	$ 1,021,808	$ 1,042,244	$ 1,063,08	
41	STATE FUNDS - CIB				$ 19,448,749			
42	COLLEGE FUNDS	$ 9,122,420	$ 1,302,021	$ 1,274,061	$ 3,712,654	$ 1,216,454	$ 1,186,78	
43	COLLEGE FUNDS (BONDS)							
44	RICH COUNTY HALF MIL - DEBT SERVICE	$ -	$ 830,919	$ 847,537	$ 864,488	$ 881,778	$ 899,41	
45	LEX COUNTY HALF MIL - DEBT SERVICE	$ -	$ 567,060	$ 578,401	$ 589,969	$ 601,769	$ 613,80	
46	COUNTY PLANT FUNDS		$ 630,000	$ 630,000	$ 630,000	$ 630,000	$ 630,00	
47	TOTAL ALL SOURCES	$ 24,673,611	$ 5,751,425	$ 5,799,854	$ 27,765,111	$ 5,899,636	$ 5,951,02	
48	RICHLAND COUNTY EST. VALUE OF MIL		$ 1,465,000	$ 1,494,300	$ 1,524,186	$ 1,554,670	$ 1,585,76	
49	LEXINGTON COUNTY EST. VALUE OF MIL		$ 1,065,000	$ 1,086,300	$ 1,108,026	$ 1,130,187	$ 1,152,79	
50	RC EST. HALF MIL FOR DEBT SERVICE		$ 732,500	$ 747,150	$ 762,093	$ 777,335	$ 792,88	
51	LC EST. HALF MIL FOR DEBT SERVICE		$ 532,500	$ 543,150	$ 554,013	$ 565,093	$ 576,39	
52			15/16	16/17	17/18	18/19	19/20	
53	EST. RICHLAND MILS REQUIRED		1.5	1.5	1.5	1.5	1.5	
54	EST. LEXINGTON MILS REQUIRED		1.5	1.5	1.5	1.5	1.5	

* SUPPLEMENT PLANT FUNDS PARKING, PAVING, MECHANICAL SYSTEMS, ROOFING COLLEGE WIDE

Midlands Technical College
Projected Budgeted Revenues, Disbursements and Transfers
Fiscal Year 2015-2016
Lexington County Council

REVENUES		
Unrestricted		
Student Tuition and Fees	$	52,722,157
Government		
State		13,958,389
County		
Lexington	$	5,182,383
Richland	$	7,594,598
Fairfield	$	146,829
Auxiliary Enterprises	$	1,188,000
Other	$	1,773,850
TOTAL	**$**	**82,566,206**
Restricted		
Federal Grants	$	9,114,958
Student Financial Aid	$	36,940,645
State Grants	$	3,324,545
Other	$	170,358
TOTAL*	**$**	**49,550,506**
TOTAL REVENUES	**$**	**132,116,712**
DISBURSEMENTS AND TRANSFERS		
Disbursements		
Unrestricted		
Instruction/Academic Support	$	42,507,979
Student Support Services	$	11,294,838
Plant Operations	$	12,923,810
Institutional Support	$	11,758,853
Auxiliary Enterprises	$	681,766
TOTAL	**$**	**79,167,246**
Restricted		
TOTAL*	**$**	**49,550,506**
Transfers (Capital)		
TOTAL	**$**	**3,398,960**
TOTAL DISBURSEMENTS AND TRANSFERS	**$**	**132,116,712**

*Restricted revenues and disbursements are the same amount and must balance.

Estimated Fund Balanace - Beginning of Fiscal Year $5,716,004
Projected Fund Balance - End of Fiscal Year $5,887,484

MIDLANDS TECHNICAL COLLEGE
Capital Budget
Budgeted Revenues and Expenditures
Fund 7652
Fiscal Year 2015-16

Lexington County's Appropriation request for Capital Projects of Midlands Technical College include:
Learning Resource Center Renovations, Airport Campus - $69,644
Landau Engineering Technology Building Renovation/Replacement, Beltline Campus - $912,486
Debt Service, .5 mill approved in FY 2006 for Batesburg-Leesville and Harbison classroom projects.

Money should be disbursed in a lump sum in June 2016.

Revenues:			
***REQUESTED* Lexington County Appropriation - Capital**		**$ 982,130**	
***REQUESTED* Lexington County Appropriation - Debt Service**		**567,060**	
Total Revenues			$ **1,549,190**
Expenditures:			
Learning Resource Center Renovations, Airport Campus		69,644	
LET Building Renovation/Replacement, Beltline Campus		912,486	
Debt Service - B/L & Harbison Classroom Projects	(Estimate)	567,060	
Total Expenditures			1,549,190
Excess (Deficiency) of Revenues Over Expenditures			0
Estimated Fund Balance - Beginning of Fiscal Year			Information not provided
Projected Fund Balance - End of Fiscal Year			Information not provided

Budgeted Revenues and Expenditures provided by Midlands Technical College.

Revenue Disbursements from Lexington County to Midlands Technical College - Capital Budget
FY 2001-02 through FY 2015-16

	BUDGET		ACTUAL			
	Requested	Recommended	Received	Disbursed	Difference	Millage
FY 2001-02	520,000	520,000	631,315	520,000	111,315	0.931
FY 2002-03	661,600	661,600	647,768	661,600	(13,832)	0.946
FY 2003-04	665,000	665,000	672,245	665,000	7,245	0.969
FY 2004-05	677,000	677,000	705,308	677,000	28,308	0.991
FY 2005-06	691,000	1,070,040	1,128,876	1,090,970	37,906	1.382
FY 2006-07	1,105,000	1,105,000	1,274,637	1,105,000	169,637	1.429
FY 2007-08	1,121,635	1,121,635	1,308,430	1,121,635	186,795	1.429
FY 2008-09	1,144,688	1,144,688	1,352,941	1,144,688	208,253	1.429
FY 2009-10	1,229,110	1,229,110	1,388,126	1,229,110	159,016	1.429
FY 2010-11	1,343,252	1,343,252	1,460,553	1,343,252	117,301	1.381
FY 2011-12	1,357,008	1,357,008	1,521,721	1,357,008	164,713	1.404
FY 2012-13	1,374,677	1,374,677	1,543,476	1,374,677	168,799	1.404
FY 2013-14	1,429,664	1,429,664	1,584,544	1,429,664	154,880	1.404
FY 2014-15	1,489,606	1,489,606	1,434,355	0	1,434,355	1.404
* Received and Disbursed through February 28, 2015						
FY 2015-16	**1,549,190**					

Note: Disbursement by Treasurer is equal to amount approved (budgeted) each fiscal year.

RIVERBANKS ZOOLOGICAL PARK & BOTANICAL GARDEN

Budgeted Revenues and Expenditures

Fund 7680

Fiscal Year 2015-16

Revenues:		
Earned Revenues	$ 8,407,000	
***REQUESTED* Lexington County Appropriation**	**1,194,877**	
Richland County Appropriation	2,123,115	
Accommodations Tax	210,000	
Total Revenues		$ 11,934,993
Expenditures:		
Administrative	$ 1,817,295	
Animal Care	3,529,330	
Education	160,794	
Botanical	1,005,458	
Facility Management	1,609,535	
Public Relations & Marketing	803,833	
Visitor Services	1,737,815	
Utilities	1,093,860	
Total Expenditures		11,757,920
Excess (Deficiency) of Revenues Over Expenditures		177,073
Other Uses:		
Transfers (Capital)		(177,073)
Excess (Deficiency) of Revenues Over Expenditures and Other Uses		(0)
Estimated Fund Balance - Beginning of Fiscal Year		Information not provided
Projected Fund Balance - End of Fiscal Year		Information not provided

Budgeted Revenues and Expenditures provided by Riverbanks Zoological Park & Botanical Garden.

Revenue Disbursements from Lexington and Richland Counties to Riverbanks Zoological Park

FY 2001-02 through FY 2015-16

	Lexington County						**Richland County**		
	BUDGET		ACTUAL						
	Requested	Recommended	Received	Disbursed	Difference	Millage	Requested	Actual	Millage
FY 2001-02	718,764	718,764	777,742	718,764	58,978	1.113	1,300,837	1,300,837	1.30
FY 2002-03	740,327	740,327	795,693	740,326	55,367	1.131	1,381,424	1,381,424	1.30
FY 2003-04	762,537	762,537	828,296	762,537	65,759	1.158	1,422,867	1,422,867	1.40
FY 2004-05	790,000	790,000	871,506	790,000	81,506	1.185	1,423,000	1,423,000	1.40
FY 2005-06	868,014	868,014	939,922	868,014	71,908	1.052	1,545,509	1,545,509	1.30
FY 2006-07	1,026,362	1,026,362	845,184	927,810	(82,626)	1.088	1,423,000	1,423,000	1.30
*There was an additional disbursement of $128,836 from the fund balance for a tram purchase.									
FY 2007-08	924,800	924,800	1,021,012	924,800	96,212	1.088	1,646,618	1,646,618	1.30
FY 2008-09	950,694	950,694	1,044,702	950,694	94,008	1.088	1,692,724	1,868,100	1.30
FY 2009-10	1,102,733	1,266,733	1,066,986	1,266,733	(199,747)	1.088	1,939,630	1,868,100	1.30
*There was an additional disbursement of $164,000 from the fund balance for litigation fees.									
FY 2010-11	1,102,733	1,126,286	1,143,546	1,126,286	17,260	1.075	1,868,100	1,991,520	1.30
FY 2011-12	1,126,286	1,126,286	1,194,244	1,126,286	67,958	1.093	1,868,100	1,964,032	1.30
FY 2012-13	1,126,286	1,126,286	1,230,471	1,126,286	104,185	1.093	1,923,400	1,962,000	1.30
FY 2013-14	1,148,812	1,126,286	1,259,808	1,126,286	133,522	1.093	1,923,400	2,037,857	1.30
FY 2014-15	1,160,075	1,160,075	1,137,217	1,042,379	94,838	1.093	2,098,993	2,061,277	1.40
* Received and Disbursed through February 28, 2015									
FY 2015-16	**1,194,877**						**2,123,115**		

Note: Disbursement by Treasurer is equal to amount approved (budgeted) each fiscal year.

RIVERBANKS ZOO AND GARDEN

500 Wildlife Parkway - P.O. Box 1060 - Columbia SC 29202 - 1060
803.779.8717 - Fax 803.253.6381 - www.riverbanks.org

February 9, 2015

Mr. Joe Mergo, III
County Administrator
County of Lexington
212 South Lake Drive
Lexington, SC 29072

Dear Joe:

Per your letter dated January 20th, 2015, enclosed please find a preliminary copy of the 2015-2016 operating budget for the Riverbanks Parks Commission, the governing authority of Riverbanks Zoo and Garden. Our preliminary budget includes a slight increase in County tax appropriations from both Lexington and Richland counties, as well as other anticipated revenue sources. This budget also reflects the utilization of these funds.

As you know, Riverbanks is South Carolina's largest tourist attraction, with over 1 million visitors in each of the past five years. Amazingly, Riverbanks is also the largest zoo in the southeastern United States. Therefore, Riverbanks impact on the Midlands economy remains strong. But perhaps more importantly is the fact that we are proud of providing all citizens of Lexington and Richland Counties with a quality educational and recreational experience.

We trust that the information we have given addresses your questions adequately. Please feel free to contact me if you need any additional information.

Sincerely,

Palmer Krantz
President & CEO
Riverbanks Zoo and Garden

cc: Riverbanks Park Commission

Enclosure: 2014-15 Operating Budget-Estimate

RIVERBANKS ZOO AND GARDEN

GENERAL FUND

	FY 2015 APPROVED BUDGET	FY 2016 PROPOSED BUDGET	Increase (Decrease)
REVENUES			
Earned Revenues			
Admission Revenue (General)	$4,474,683	$4,400,000	-$74,683
Concessionaire Commission	1,272,820	1,272,000	(820)
Society Operating Contribution	1,200,000	1,200,000	0
Society Capital Contribution		300,000	300,000
Classes & Programs (net revenue)	(30,170)	0	30,170
Attractions/Rides (net revenue)	755,177	750,000	(5,177)
Events (net revenue)	275,561	275,000	(561)
Facility Rental & Group Sales Rev	82,618	85,000	2,382
Other Revenue	124,392	125,000	608
Total Earned Revenues	$8,155,081	$8,407,000	$251,919
Governmental Support			
Lexington County	1,160,075	1,194,877.25	34,802
Richland County	2,061,277	2,123,115.31	61,838
Accom & Hosp Tax Rev & TMPP Grant	225,000	210,000	(15,000)
Total Govenmental Support	$3,446,352	$3,527,993	$81,641
TOTAL REVENUES	$11,601,433	$11,934,993	$333,559
DEPARTMENTAL EXPENSES			
Administrative	1,764,365	1,817,295	52,931
Animal Care	3,426,534	3,529,330	102,796
Conservation Education	156,111	160,794	4,683
Botanical	976,173	1,005,458	29,285
Facility Management	1,562,656	1,609,535	46,880
Marketing & Public Relations	780,421	803,833	23,413
Guest Services	1,687,199	1,737,815	50,616
Utilities	1,062,000	1,093,860	31,860
Total Departmental Expenses	$11,415,458	$11,757,921.0	$342,464
Excess (Deficit) Rev over Dept Exp	$185,976	$177,071 3	($8,904)
OPERATING TRANSFERS			
Oper Transfer to Special Rev Fund	-		
Available to fund Capital Projects	185.976	177,071 3	(8,905)
Total Operating Transfers	$185,976	$177,071 3	($8,905)
EXCESS (DEFICIT) REV OVER EXP	$0	$0	

DUBOSE, ADAM

From: Steve Hatchell [shatchell@riverbanks.org]
Sent: Tuesday, February 10, 2015 1:07 PM
To: DUBOSE, ADAM
Cc: Satch Krantz
Subject: 2015-16 Funding Request
Attachments: image001.png; 2015-2016 Funding Request -Lexington Co..pdf

Good afternoon. Attached is our funding request information for the 2015-2016 fiscal year. Please let us know if there is any additional information you may need. Please reply to this email as acknowledgment of receipt. Also, please us know if a hard copy of this request needs to be sent as well.

Thank you for your assistance in this matter.



Steve Hatchell, Chief Financial Officer
PO Box 1060
Columbia, SC 29202-1060
Direct: (803) 602-0835
shatchell@riverbanks.org www.riverbanks.org
It is the mission of Riverbanks Zoo and Garden to foster appreciation and concern for all living things.

IRMO FIRE DISTRICT
Budgeted Revenues and Expenditures
Funds 7800 & 7802
Fiscal Year 2015-16

Revenues:		
REQUESTED **Lexington County Appropriation**	**$ 2,500,000**	
Town of Irmo	460,000	
Other Revenue - Rents, Water Fees/Sales	251,800	
Total Revenues		$ 3,211,800
Expenditures:		
Salaries / Employee Benefits	$ 2,632,541	
Professional Services	77,000	
Conference / Meeting / Employee Education / Dues	16,000	
Education / Fire Prevention	9,000	
Protective Gear / Fitness / Uniforms	47,000	
Capital Improvements / Small Tools & Minor Equipment	120,000	
Radio Equipment / Palmetto 800	13,500	
Computers / Electronics	9,500	
Supplies	18,000	
Insurance - Vehicle / Liability	22,000	
Repairs and Maintenance - Bldg / Small Equip / Vehicles	54,500	
Gas / Fuel / Oil	65,000	
Telephone Services and Utilities - Electricity / Water	65,700	
Postage	600	
Miscellaneous	4,500	
Contingency	56,959	
Total Expenditures		3,211,800
Excess (Deficiency) of Revenues Over Expenditures		0
Estimated Fund Balance - Beginning of Fiscal Year		Information not provided
Projected Fund Balance - End of Fiscal Year		Information not provided

Budgeted Revenues and Expenditures provided by Irmo Fire District.

Revenue Disbursements from Lexington County to Irmo Fire District
FY 2001-02 through FY 2015-16

	BUDGET		ACTUAL			
	Requested	Recommended	Received	Disbursed	Difference	Millage
FY 2001-02	1,060,850	1,060,850	973,074	973,074	0	8.790
FY 2002-03	1,041,409	1,041,409	1,425,573	1,425,637	(64)	13.931
FY 2003-04	1,564,000	1,564,000	1,458,982	1,458,918	64	14.265
FY 2004-05	1,625,500	1,557,693	1,485,975	1,485,975	0	14.593
FY 2005-06	1,528,000	1,528,000	1,656,564	1,656,564	0	12.834
FY 2006-07	2,562,569	1,662,349	1,564,910	1,564,910	0	13.270
FY 2007-08	2,506,973	1,606,753	1,732,018	1,732,018	0	13.990
FY 2008-09	2,736,252	1,836,032	1,821,355	1,821,355	0	14.678
FY 2009-10	2,708,664	2,050,616	1,913,516	1,913,516	0	15.588
FY 2010-11	3,857,650	2,025,973	2,031,883	2,031,883	0	15.489
FY 2011-12	2,536,200	2,054,200	2,158,477	2,158,477	0	15.986
FY 2012-13	2,591,920	2,068,920	2,231,104	2,231,104	0	16.491
FY 2013-14	2,782,000	2,300,000	2,335,824	2,335,824	0	17.068
FY 2014-15	2,738,264	2,300,000	2,084,970	1,990,571	94,399	17.068
* Received and Disbursed through February 28, 2015						
FY 2015-16	**2,500,000**					

Note: Full disbursement by Treasurer of all collections.

IRMO FIRE DISTRICT
Budgeted Revenues and Expenditures
Funds 7800 & 7802
New Fire Station Operations Request
Fiscal Year 2015-16

Revenues:		
REQUESTED* Lexington County Appropriation	**657,184**	
		657,184
Expenditures:		
Salaries / Employee Benefits	$ 142,284	
Employee Education / Training	500	
Protective Gear / Fitness / Uniforms	7,800	
Small Tools & Minor Equipment	5,000	
Radio Equipment / Palmetto 800	4,400	
Computers / Electronics	2,800	
Supplies	6,000	
Insurance - Vehicle / Liability	4,000	
Repairs and Maintenance - Bldg / Small Equip / Vehicles	6,500	
Gas / Fuel / Oil	12,000	
Telephone Services and Utilities - Electricity / Water	12,400	
Miscellaneous	500	
Capital - Pumper	450,000	
Contingencies	3,000	
Total Expenditures		657,184
Excess (Deficiency) of Revenues Over Expenditures		0
Estimated Fund Balance - Beginning of Fiscal Year		Information not provided
Projected Fund Balance - End of Fiscal Year		Information not provided

Budgeted Revenues and Expenditures provided by Irmo Fire District.

Revenue Disbursements from Lexington County to Irmo Fire District
FY 2006-07 through FY 2015-16

	BUDGET		ACTUAL			
	Requested	Recommended	Received	Disbursed	Difference	Millage
FY 2006-07	900,220	0				
FY 2007-08	900,220	0				
FY 2008-09	900,220	0				
FY 2009-10	839,830	112,160				0.910
FY 2010-11	1,876,650	0				
FY 2011-12	482,000	0				
FY 2012-13	523,000	0				
FY 2013-14	482,000	0				
FY 2014-15	438,264	0				
FY 2015-16	**657,184**					

*Request for millage increase

IRMO FIRE DISTRICT

Serving since 1963

February 11, 2015

Members of Lexington County Council
212 South Lake Drive
Lexington, SC. 29072

Re: Budget Request for FY 2015/16

Dear Council members:

The attached itemized budget request for the 2015/16 budget year. We are asking council to consider a funding increase in milage to maintain the service level that Lexington county residents deserve. The quality of life that our residents enjoy is partially based on the risk assessment of that community. Our goal is to continue to keep that risk as low and affordable as possible. We look forward to working with County Council to accomplish this goal.

The Irmo fire district provides fire protection, medical 1st response and public safety education to nearly 45,000 Lexington County residents. Being the busiest fire station in Lexington County, we still strive to make this one of the most affordable services that our citizens receive, while maintaining the highest level service possible.

We pride ourselves by operating in a fiscally responsible manner and are proud to announce that the district received its third party audit results this year with no findings or recommendations for the 5th year in a row.

The citizens in our protection area receive the lowest possible insurance premiums in the unincorporated areas of Lexington County, by having a fire service with a class 4 ISO rating. This has been achieved by using tax payer money in the most efficient manner possible. The district has a comprehensive automatic aid program with the Lexington County fire service as well as with the Columbia fire department and Richland County public safety. These working relationships help provide seamless delivery to our service area regardless of which agency responds. Our program uses the (closest fire station goes) application so that there is not a duplication of service.

Even with these improvements the Irmo fire district is severely under staffed, stretched to its financial limits and is at risk of losing its very favorable ISO rating. This loss would

Phone: (803) 798-4979 • Fax: (803) 798-4680
6017 St. Andrews Rd. Columbia, SC 29212

impact every home and business owner in the service area by having their insurance rates rise far beyond any millage increase for this service.
The fire service is one of the few agencies that pays for itself several times over by returning the tax investment in the way of premium savings to all property owners.

The residents of our service area currently invest an average of $51 per person for their fire services and in return receive premium saving in the hundreds and in some cases, thousands of dollars annually. The Board of fire control and myself ask that you continue to assist us in our efforts to continue this level of service.

Sincerely,

Michael Sonefeld
Irmo fire chief

IRMO FIRE DISTRICT
Budgeted Revenues and Expenditures
Funds 7800 & 7802
Fiscal Year 2015-16

Revenues:		
REQUESTED **Lexington County Appropriation**	$ 3,157,184	
Town of Irmo	460,000	
Other Revenue - Rents, Water Fees/Sales	251,800	
Total Revenues		$ 3,868,984
Expenditures:		
Salaries / Employee Benefits	$ 2,774,825	
Professional Services	77,000	
Conference / Meeting / Employee Education / Dues	16,000	
Education / Fire Prevention	9,500	
Protective Gear / Fitness / Uniforms	54,800	
Equipment Purchases / Capital Improvements	575,000	
Radio Equipment / Palmetto 800	17,900	
Computers / Electronics	12,300	
Supplies	24,000	
Insurance - Vehicle / Liability	26,000	
Repairs and Maintenance - Bldg / Small Equip / Vehicles	61,000	
Gas / Fuel / Oil	77,000	
Telephone Services and Utilities - Electricity / Water	78,100	
Postage	600	
Miscellaneous	5,000	
Contingency	59,959	
Total Expenditures		3,868,984
Excess (Deficiency) of Revenues Over Expenditures		0
Estimated Fund Balance - Beginning of Fiscal Year		Information not provided
Projected Fund Balance - End of Fiscal Year		Information not provided

Budgeted Revenues and Expenditures provided by Irmo Fire District.

Revenue Disbursements from Lexington County to Irmo Fire District
FY 2000-01 through FY 2014-15

	BUDGET		ACTUAL			
	Requested	Recommended	Received	Disbursed	Difference	Millage
FY 2000-01	1,015,000	1,015,000	899,995	899,986	9	9.40
FY 2001-02	1,060,850	1,060,850	973,074	973,074	0	8.790
FY 2002-03	1,041,409	1,041,409	1,425,573	1,425,637	(64)	13.931
FY 2003-04	1,564,000	1,564,000	1,458,982	1,458,918	64	14.265
FY 2004-05	1,625,500	1,557,693	1,485,975	1,485,975	0	14.593
FY 2005-06	1,528,000	1,528,000	1,656,564	1,656,564	0	12.834
FY 2006-07	2,562,569	1,662,349	1,564,910	1,564,910	0	13.270
FY 2007-08	2,506,973	1,606,753	1,732,018	1,732,018	0	13.990
FY 2008-09	2,736,252	1,836,032	1,821,355	1,821,355	0	14.678
FY 2009-10	2,708,664	2,050,616	1,913,516	1,913,516	0	15.588
FY 2010-11	3,857,650	2,025,973	2,031,883	2,031,883	0	15.489
FY 2011-12	2,536,200	2,054,200	2,158,477	2,158,477	0	15.986
FY 2012-13	2,591,920	2,068,920	2,231,104	2,231,104	0	16.491
FY 2013-14	2,782,000	2,300,000	2,039,353	1,988,714	50,639	17.068

* Received and Disbursed through February 28, 2014

FY 2014-15	**2,300,000**

Note: Full disbursement by Treasurer of all collections.

	IRMO FIRE DISTRICT					
	FY 2016 BUDGET REQUEST					
		Stations 1 and 2			Station 3	Total
	Revenue Requested					
	Lexington County	$ 2,500,000.00			$ 657,183.50	$ 3,157,183.50
	Town of Irmo	$ 460,000.00				$ 460,000.00
	Other Income Expected					
	Rents	$ 16,800.00				$ 16,800.00
	Water Fees	$ 235,000.00				$ 235,000.00
	Total Requested and Other Revenue	$ 3,211,800.00				$ 3,868,983.50
	Personnel					
520	Wages and Salaries	$ 1,827,202.00			$ 109,000.00	
522	Social Security & Medicare Taxes	$ 139,781.00			$ 8,338.50	
527	Workers Compensation	$ 86,000.00			$ 5,995.00	
	Total Personnel Expenses	$ 2,052,983.00			$ 123,333.50	
	Operating Expenses					
504	Professional Services	$ 77,000.00				
510	Conferences and Meetings	$ 12,000.00				
511	Dues and Subscriptions	$ 4,000.00				
512	Fire Prevention & Community Education	$ 2,000.00				
513	Employee Education & Training	$ 7,000.00			$ 500.00	
514	Fitness	$ 12,000.00			$ 300.00	
515	Uniforms	$ 15,000.00			$ 1,500.00	
516	Personal Protective Equipment	$ 20,000.00			$ 6,000.00	
524	Health/Life/LTD Insurances	$ 328,500.00			$ 17,400.00	
528	Retirement	$ 251,058.00			$ 1,550.00	
531	Capital Improvements	$ 110,000.00			$ 450,000.00	Pumper
530	Small Tools and Equipment	$ 10,000.00			$ 5,000.00	
534	Replacement/New Radios	$ 6,000.00			$ 4,000.00	
534-1	Radio Parts & Repairs	$ 2,000.00			$ 400.00	
535	Computers and Electronics	$ 4,000.00			$ 2,000.00	
536	Office Machines	$ 1,500.00			$ 300.00	
537	Office and Misc Operating Supplies	$ 18,000.00			$ 6,000.00	
538	Liability and Vehicle Insurance	$ 22,000.00			$ 4,000.00	
540	Software	$ 4,000.00			$ 500.00	
541	Buildings and Grounds Maintenance	$ 18,500.00			$ 3,000.00	
542	Equipment Repairs	$ 6,000.00			$ 500.00	
543	Vehicle Maintenance	$ 30,000.00			$ 3,000.00	
544	Fuel	$ 65,000.00			$ 12,000.00	
545	Radio Palmetto 800	$ 5,500.00				
546	Mobile Phones	$ 5,600.00			$ 600.00	
547-548	Telephone and Internet	$ 14,500.00			$ 3,300.00	
549	Utilities	$ 45,600.00			$ 8,500.00	
552	Postage	$ 600.00				
553	Miscellaneous	$ 4,500.00			$ 500.00	
	Total Operating Expenses	$ 1,101,858.00	$ -		$ 530,850.00	
	Total Expenses	$ 3,154,841.00	$ -		$ 654,183.50	
	Contingencies	$ 56,959.00			$ 3,000.00	
	TOTAL BUDGET Stations 1 and 2	$ 3,211,800.00			$ 657,183.50	
	TOTAL BUDGET Stations 1, 2 and 3					$ 3,868,983.50

LINE ITEM DESCRIPTION FOR BUDGET REQUEST FY 2016

PERSONNEL

520 **Wages and Salaries:** Annual cost for 37 suppression and 5 administrative personnel, excluding benefits.

522 **FICA:** Employer's portion of the Social Security and Medicare taxes.

527 **Workers Compensation:** Premiums for insurance based on job risk and history of claims

OPERATING EXPENSES

504 **Professional Services:** CPA, auditors, payroll, bookkeeping, human resources consulting, and legal counsel.

510 **Conferences/Meetings:** Costs related to public hearings, commissioner meetings, professional conference attendance, and staff meetings.

511 **Dues and Subscriptions:** Association and professional dues, on-line subscription to National Fire Codes, professional firefighting journals and magazines.

512 **Fire Prevention and Community Education:** Costs related to community fire prevention programs including printed materials (flyers, pamphlets, etc.) and smoke detectors.

513 **Employee Education & Training:** Fees for classes at the SC Fire Academy, costs for on-site training including speaker fees, intra-agency training, and travel and subsistence for attendees of state, regional, and national training.

514 **Fitness:** OSHA/NFPA required annual physicals, and fitness training.

515 **Uniforms:** Annual cost to outfit all personnel in required station wear.

516 **Personal Protective Equipment:** Annual replacement/upgrades for self-contained breathing apparatus, bunker gear, helmets, etc.

524 **Health Insurance:** Premiums for life, health, dental, and long-term disability.

528 **Retirement:** Employer's contributions to SC Police Officers Retirement System.

531 **Capital Improvements:** Vehicles, major building and grounds improvements, major equipment purchases.

530 **Small Tools and Equipment:** Extrication tools, fans, blowers, hooks, etc.

534 **Radios:** Replacement radios.

534-1 **Radio Parts & Repairs:** Repairs, parts, batteries, etc.

535 **Computers and Electronics:** Replacement and upgrades to computers and servers.

536 **Office Machines:** Printers, fax and copy machines, and related maintenance and supplies.

537 **Office and Operating Supplies**: Paper products, cleaning supplies, oils, gases, office supplies.

538 **Liability and Vehicle Insurance:** Coverage for all vehicles, contents of the building, and liability coverage.

540 **Software:** Fire House, on-board computer software, office programs.

541 **Building and Grounds Maintenance:** Upkeep of the HQ and North Lake Stations, and upkeep of the LifeNet building.

542 **Equipment Repairs:** Repair to and maintenance of all gas-powered emergency equipment; maintenance of all small tools and equipment.

543 **Vehicle Maintenance:** Tires, preventive maintenance and repairs on all apparatus and support vehicles.

544 **Fuel:** Fuel and lubricants to operate the fleet.

545 **Radio Palmetto 800:** Monthly fees for radio access.

547-8 **Telephones and Internet:** Annual cost for mobile/two-way phones, land lines and internet access for HQ, North Lake and Life Net.

549 **Utilities:** Yearly cost for electricity and natural gas, water and sewer, waste disposal, etc.

552 **Postage:** Postage, shipping and insurance for parcels, and correspondence.

553 **Miscellaneous:** Service charges and fees; costs not categorized.

Contingencies: To address unforeseen expenses or cost increases during the fiscal year.